

Form

1040

U.S. Individual Income Tax Return

2011

OMB No. 1545-0074

IRS Use Only - Do not write or staple in this space.

For the year Jan. 1-Dec. 31, 2011, or other tax year beginning _____, 2011, ending _____, 20

See separate instructions.

Your first name and initial: **BARACK H.** Last name: **OBAMA** Your social security number: _____

If a joint return, spouse's first name and initial: **MICHELLE L.** Last name: **OBAMA** Spouse's social security number: _____

Home address (number and street). If you have a P.O. box, see instructions. **1600 PENNSYLVANIA AVENUE, NW** Apt. no. _____

City, town or post office, state, and ZIP code. If you have a foreign address, also complete spaces below. **WASHINGTON, DC 20500**

Foreign country name: _____ Foreign province/county: _____ Foreign postal code: _____

▲ Make sure the SSN(s) above and on line 6c are correct.

Presidential Election Campaign: Check here if you, or your spouse if filing jointly, want \$3 to go to this fund. Checking a box below will not change your tax or refund. You Spouse

Filing Status

1 Single 4 Head of household (with qualifying person). If the qualifying person is a child but not your dependent, enter this child's name here. ▶ _____

2 Married filing jointly (even if only one had income)

3 Married filing separately. Enter spouse's SSN above and full name here. ▶ _____

5 Qualifying widow(er) with dependent child

Check only one box.

Exemptions

6a Yourself. If someone can claim you as a dependent, do not check box 6a

b Spouse

c Dependents:

(1) First name	Last name	(2) Dependent's social security number	(3) Dependent's relationship to you	(4) <input checked="" type="checkbox"/> if child under age 17 qualifying for child tax credit
MALIA A	OBAMA		DAUGHTER	<input checked="" type="checkbox"/>
NATASHA M	OBAMA		DAUGHTER	<input checked="" type="checkbox"/>

If more than four dependents, see instructions and check here ▶

Boxes checked on 6a and 6b: 2

No. of children on 6c who: lived with you did not live with you due to divorce or separation (see instructions): 2

d Total number of exemptions claimed: 4

Income

7	Wages, salaries, tips, etc. Attach Form(s) W-2	7	394,821.
8a	Taxable interest. Attach Schedule B if required	8a	10,694.
b	Tax-exempt interest. Do not include on line 8a	8b	
9a	Ordinary dividends. Attach Schedule B if required	9a	3.
b	Qualified dividends	9b	
10	Taxable refunds, credits, or offsets of state and local income taxes	10	
11	Alimony received	11	
12	Business income or (loss). Attach Schedule C or C-EZ	12	441,369.
13	Capital gain or (loss). Attach Schedule D if required. If not required, check here ▶	13	-3,000.
14	Other gains or (losses). Attach Form 4797	14	
15a	IRA distributions	15a	
b	Taxable amount	15b	
16a	Pensions and annuities	16a	
b	Taxable amount	16b	
17	Rental real estate, royalties, partnerships, S corporations, trusts, etc. Attach Schedule E	17	698.
18	Farm income or (loss). Attach Schedule F	18	
19	Unemployment compensation	19	
20a	Social security benefits	20a	
b	Taxable amount	20b	
21	Other income. List type and amount	21	
22	Combine the amounts in the far right column for lines 7 through 21. This is your total income ▶	22	844,585.

Attach Form(s) W-2 here. Also attach Forms W-2G and 1099-R if tax was withheld.

If you did not get a W-2, see instructions.

Enclose, but do not attach, any payment. Also, please use Form 1040-V.

Adjusted Gross Income

23	Educator expenses	23	
24	Certain business expenses of reservists, performing artists, and fee-basis government officials. Attach Form 2106 or 2106-EZ	24	
25	Health savings account deduction. Attach Form 8889	25	
26	Moving expenses. Attach Form 3903	26	
27	Deductible part of self-employment tax. Attach Schedule SE	27	5,911.
28	Self-employed SEP, SIMPLE, and qualified plans	28	49,000.
29	Self-employed health insurance deduction	29	
30	Penalty on early withdrawal of savings	30	
31a	Alimony paid b Recipient's SSN ▶ _____	31a	
32	IRA deduction	32	
33	Student loan interest deduction	33	
34	Tuition and fees. Attach Form 8917	34	
35	Domestic production activities deduction. Attach Form 8903	35	
36	Add lines 23 through 35	36	54,911.
37	Subtract line 36 from line 22. This is your adjusted gross income ▶	37	789,674.

110001 11-07-11

LHA For Disclosure, Privacy Act, and Paperwork Reduction Act Notice, see separate instructions.

Form 1040 (2011)

Tax and Credits 38 Amount from line 37 (adjusted gross income) 38 **789,674.**

39a Check You were born before January 2, 1947, Blind. } Total boxes
 if: Spouse was born before January 2, 1947, Blind. } checked ... 39a
 b If your spouse itemizes on a separate return or you were a dual-status alien, check here 39b

40 Itemized deductions (from Schedule A) or your standard deduction (see left margin) 40 **278,498.**
 41 Subtract line 40 from line 38 41 **511,176.**
 42 Exemptions. Multiply \$3,700 by the number on line 6d 42 **14,800.**
 43 Taxable income. Subtract line 42 from line 41. If line 42 is more than line 41, enter -0- 43 **496,376.**
 44 Tax. Check if any from: a Form(s) 8814 b Form 4972 c 962 election 44 **143,603.**
 45 Alternative minimum tax. Attach Form 6251 45 **12,491.**
 46 Add lines 44 and 45 46 **156,094.**

47 Foreign tax credit. Attach Form 1116 if required 47 **5,841.**
 48 Credit for child and dependent care expenses. Attach Form 2441 48
 49 Education credits from Form 8863, line 23 49
 50 Retirement savings contributions credit. Attach Form 8880 50
 51 Child tax credit (see instructions) 51
 52 Residential energy credits. Attach Form 5695 52
 53 Other credits from Form: a 3800 b 8801 c 53
 54 Add lines 47 through 53. These are your total credits 54 **5,841.**
 55 Subtract line 54 from line 46. If line 54 is more than line 46, enter -0- 55 **150,253.**



Other Taxes 56 Self-employment tax. Attach Schedule SE 56 **11,821.**
 57 Unreported social security and Medicare tax from Form: a 4137 b 8919 57
 58 Additional tax on IRAs, other qualified retirement plans, etc. Attach Form 5329 if required 58
 59a Household employment taxes from Schedule H 59a
 b First-time homebuyer credit repayment. Attach Form 5405 if required 59b
 60 Other taxes. Enter code(s) from instructions 60
 61 Add lines 55 through 60. This is your total tax 61 **162,074.**


Payments 62 Federal income tax withheld from Forms W-2 and 1099 62 **100,255.**
 63 2011 estimated tax payments and amount applied from 2010 return 63 **86,334.**
 64a Earned income credit (EIC) 64a
 b Nontaxable combat pay election 64b
 65 Additional child tax credit. Attach Form 8812 65
 66 American opportunity credit from Form 8863, line 14 66
 67 First-time homebuyer credit from Form 5405, line 10 67
 68 Amount paid with request for extension to file 68
 69 Excess social security and tier 1 RRTA tax withheld 69
 70 Credit for federal tax on fuels. Attach Form 4136 70
 71 Credits from Form: a 2439 b 8839 c 8801 d 8885 71
 72 Add lines 62, 63, 64a, and 65 through 71. These are your total payments 72 **186,589.**

Refund 73 If line 72 is more than line 61, subtract line 61 from line 72. This is the amount you overpaid 73 **24,515.**
 74a Amount of line 73 you want refunded to you. If Form 8888 is attached, check here 74a
 b Routing number c Type: Checking Savings Account number
 75 Amount of line 73 you want applied to your 2012 estimated tax 75 **24,515.**

Amount You Owe 76 Amount you owe. Subtract line 72 from line 61. For details on how to pay, see instructions 76
 77 Estimated tax penalty (see instructions) 77 **0.**

Third Party Designee Do you want to allow another person to discuss this return with the IRS (see instructions)? Yes. Complete below. No
 Designee's name **MICHAEL S. SOLHEIM, CPA** Phone () Personal identification number (PIN)

Sign Here Under penalties of perjury, I declare that I have examined this return and accompanying schedules and statements, and to the best of my knowledge and belief, they are true, correct, and complete. Declaration of preparer (other than taxpayer) is based on all information of which preparer has any knowledge.
 Your signature  Date **4-11-12** Your occupation **US PRESIDENT** Daytime phone number
 Spouse's signature. If a joint return, both must sign.  Date **04-09-12** Spouse's occupation **US FIRST LADY** If the IRS sent you an Identity Protection PIN, enter it here

Paid Preparer Use Only Print/Type preparer's name **MICHAEL S. SOLHEIM, CPA** Preparer's signature  Date **4/9/12** Check self-employed PTIN
 Firm's name **WINEBERG SOLHEIM HOWELL & SHAIN, PC** Firm's EIN
180 N LASALLE ST, STE 2200 Phone no.
 Firm's address **CHICAGO, IL 60601**

Underpayment of Estimated Tax by Individuals, Estates, and Trusts

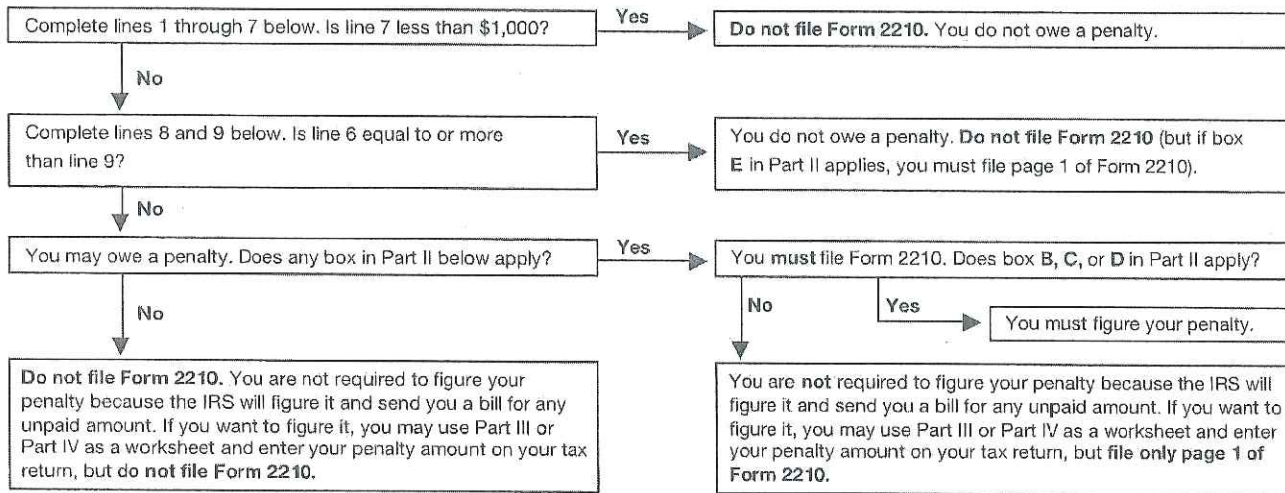
▶ See separate instructions.
▶ Attach to Form 1040, 1040A, 1040NR, 1040NR-EZ, or 1041.

Name(s) shown on tax return

Identifying number

BARACK H. & MICHELLE L. OBAMA

Do You Have To File Form 2210?



Part I Required Annual Payment

1 Enter your 2011 tax after credits from Form 1040, line 55 (see instructions if not filing Form 1040)	1	150,253.
2 Other taxes, including self-employment tax (see instructions)	2	11,821.
3 Refundable credits. Enter the total of your earned income credit, additional child tax credit, American opportunity credit (Form 8863, line 14), first-time homebuyer credit (Form 5405, line 10), credit for federal tax paid on fuels, adoption credit, refundable credit for prior year minimum tax (Form 8801, line 27), health coverage tax credit, and credit determined under section 1341 (a)(5)(B) (see instructions)	3)
4 Current year tax. Combine lines 1, 2, and 3. If less than \$1,000, stop; you do not owe a penalty. Do not file Form 2210	4	162,074.
5 Multiply line 4 by 90% (.90)	5	145,867.
6 Withholding taxes. Do not include estimated tax payments (see instructions)	6	100,255.
7 Subtract line 6 from line 4. If less than \$1,000, stop; you do not owe a penalty. Do not file Form 2210	7	61,819.
8 Maximum required annual payment based on prior year's tax (see instructions)	8	499,147.
9 Required annual payment. Enter the smaller of line 5 or line 8	9	145,867.

Next: Is line 9 more than line 6?

No. You do not owe a penalty. Do not file Form 2210 unless box E below applies.

Yes. You may owe a penalty, but do not file Form 2210 unless one or more boxes in Part II below applies.

• If box B, C, or D applies, you must figure your penalty and file Form 2210.

• If box A or E applies (but not B, C, or D) file only page 1 of Form 2210. You are not required to figure your penalty; the IRS will figure it and send you a bill for any unpaid amount. If you want to figure your penalty, you may use Part III or IV as a worksheet and enter your penalty on your tax return, but file only page 1 of Form 2210.

Part II Reasons for Filing. Check applicable boxes. If none apply, do not file Form 2210.

- A You request a waiver (see instructions) of your entire penalty. You must check this box and file page 1 of Form 2210, but you are not required to figure your penalty.
- B You request a waiver (see instructions) of part of your penalty. You must figure your penalty and waiver amount and file Form 2210.
- C Your income varied during the year and your penalty is reduced or eliminated when figured using the **annualized income installment method**. You must figure the penalty using Schedule AI and file Form 2210.
- D Your penalty is lower when figured by treating the federal income tax withheld from your income as paid on the dates it was actually withheld, instead of in equal amounts on the payment due dates. You must figure your penalty and file Form 2210.
- E You filed or are filing a joint return for either 2010 or 2011, but not for both years, and line 8 above is smaller than line 5 above. You must file page 1 of Form 2210, but you are not required to figure your penalty (unless box B, C, or D applies).

LHA For Paperwork Reduction Act Notice, see separate instructions.

Form 2210 (2011)

Part IV Regular Method (See the instructions if you are filing Form 1040NR or 1040NR-EZ.)

Section A - Figure Your Underpayment		Payment Due Dates				
		(a) 4/15/11	(b) 6/15/11	(c) 9/15/11	(d) 1/15/12	
18	Required installments. If box C in Part II applies, enter the amounts from Schedule AI, line 25. Otherwise, enter 25% (.25) of line 9, Form 2210, in each column	18	17,748.	16,164.	72,034.	39,921.
19	Estimated tax paid and tax withheld. For column (a) only, also enter the amount from line 19 on line 23. If line 19 is equal to or more than line 18 for all payment periods, stop here; you do not owe a penalty. Do not file Form 2210 unless you checked a box in Part II	19	43,398.	28,064.	90,064.	25,063.
<i>Complete lines 20 through 26 of one column before going to line 20 of the next column.</i>						
20	Enter the amount, if any, from line 26 in the previous column	20		25,650.	37,550.	55,580.
21	Add lines 19 and 20	21		53,714.	127,614.	80,643.
22	Add the amounts on lines 24 and 25 in the previous column	22				
23	Subtract line 22 from line 21. If zero or less, enter -0-. For column (a) only, enter the amount from line 19	23	43,398.	53,714.	127,614.	80,643.
24	If line 23 is zero, subtract line 21 from line 22. Otherwise, enter -0-	24		0.	0.	
25	Underpayment. If line 18 is equal to or more than line 23, subtract line 23 from line 18. Then go to line 20 of the next column. Otherwise, go to line 26	25				
26	Overpayment. If line 23 is more than line 18, subtract line 18 from line 23. Then go to line 20 of the next column	26	25,650.	37,550.	55,580.	
Section B - Figure the Penalty (Use the Worksheet for Form 2210, Part IV, Section B - Figure the Penalty in the instructions.)						
27	Penalty. Enter the total penalty from line 14 of the Worksheet for Form 2210, Part IV, Section B - Figure the Penalty. Also include this amount on Form 1040, line 77; Form 1040A, line 46; Form 1040NR, line 74; Form 1040NR-EZ, line 26; or Form 1041, line 26. Do not file Form 2210 unless you checked a box in Part II	27				0.

Schedule AI - Annualized Income Installment Method (See the instructions.)

Estates and trusts, do not use the period ending dates shown to the right. Instead, use the following: 2/28/11, 4/30/11, 7/31/11, and 11/30/11.	(a) 1/1/11 - 3/31/11	(b) 1/1/11 - 5/31/11	(c) 1/1/11 - 8/31/11	(d) 1/1/11 - 12/31/11
---	-------------------------	-------------------------	-------------------------	--------------------------

Part I Annualized Income Installments					
1 Enter your adjusted gross income for each period (see instructions). (Estates and trusts, enter your taxable income without your exemption for each period)	1	141,100.	232,570.	520,373.	789,674.
2 Annualization amounts. (Estates and trusts, see instructions)	2	4	2.4	1.5	1
3 Annualized income. Multiply line 1 by line 2	3	564,400.	558,168.	780,560.	789,674.
4 If you itemize, enter itemized deductions for the period shown in each column. All others enter -0-, and skip to line 7. Exception: Estates and trusts, skip to line 9 and enter amount from line 3	4	69,625.	116,041.	185,666.	278,498.
5 Annualization amounts	5	4	2.4	1.5	1
6 Multiply line 4 by line 5	6	278,500.	278,498.	278,499.	278,498.
7 In each column, enter the full amount of your standard deduction from Form 1040, line 40, or Form 1040A, line 24. (Form 1040NR or 1040NR-EZ filers, enter -0-. Exception: Indian students and business apprentices, see instructions)	7	11,600.	11,600.	11,600.	11,600.
8 Enter the larger of line 6 or line 7	8	278,500.	278,498.	278,499.	278,498.
9 Subtract line 8 from line 3	9	285,900.	279,670.	502,061.	511,176.
10 In each column, multiply \$3,700 by the total number of exemptions claimed. (Estates, trusts, and Form 1040NR or 1040NR-EZ filers, see instructions)	10	14,800.	14,800.	14,800.	14,800.
11 Subtract line 10 from line 9. If zero or less, enter -0-	11	271,100.	264,870.	487,261.	496,376.
12 Figure your tax on the amount on line 11 (see instructions)	12	66,918.	64,862.	140,413.	143,603.
13 Self-employment tax from line 34 (complete Part II below)	13	5,310.	3,847.	9,894.	11,821.
14 Enter other taxes for each payment period (see instructions)	14	12,491.	12,491.	12,491.	12,491.
15 Total tax. Add lines 12, 13, and 14	15	84,719.	81,200.	162,798.	167,915.
16 For each period, enter the same type of credits as allowed on Form 2210, Part I, lines 1 and 3 (see instructions)	16	5,841.	5,841.	5,841.	5,841.
17 Subtract line 16 from line 15. If zero or less, enter -0-	17	78,878.	75,359.	156,957.	162,074.
18 Applicable percentage	18	22.5%	45%	67.5%	90%
19 Multiply line 17 by line 18	19	17,748.	33,912.	105,946.	145,867.
<i>Complete lines 20-25 of one column before going to line 20 of the next column.</i>					
20 Enter the total of the amounts in all previous columns of line 25	20		17,748.	33,912.	105,946.
21 Subtract line 20 from line 19. If zero or less, enter -0-	21	17,748.	16,164.	72,034.	39,921.
22 Enter 25% (.25) of line 9 on page 1 of Form 2210 in each column	22	36,466.	36,467.	36,467.	36,467.
23 Subtract line 25 of the previous column from line 24 of that column	23		18,718.	39,021.	3,454.
24 Add lines 22 and 23	24	36,466.	55,185.	75,488.	39,921.
25 Enter the smaller of line 21 or line 24 here and on Form 2210, Part IV, line 18	25	17,748.	16,164.	72,034.	39,921.

Part II Annualized Self-Employment Tax (Form 1040 and Form 1040NR filers only)					
26 Net earnings from self-employment for the period (see instructions)	26	45,772.	55,269.	227,448.	407,604.
27 Prorated social security tax limit	27	\$26,700	\$44,500	\$71,200	\$106,800
28 Enter actual wages for the period subject to social security tax or the 4.2% portion of the 5.65% railroad retirement (tier 1) tax. Exception: If you filed Form 4137 or Form 8919, see instructions	28	26,700.	44,500.	71,200.	106,800.
29 Subtract line 28 from line 27. If zero or less, enter -0-	29	0.	0.	0.	0.
30 Annualization amounts	30	0.416	0.2496	0.156	0.104
31 Multiply line 30 by the smaller of line 26 or line 29	31	0.	0.	0.	0.
32 Annualization amounts	32	0.116	0.0696	0.0435	0.029
33 Multiply line 26 by line 32	33	5,310.	3,847.	9,894.	11,821.
34 Add lines 31 and 33. Enter here and on line 13 above	34	5,310.	3,847.	9,894.	11,821.

**SCHEDULE A
(Form 1040)**

Department of the Treasury
Internal Revenue Service (99)
Name(s) shown on Form 1040

Itemized Deductions

▶ Attach to Form 1040. ▶ See Instructions for Schedule A (Form 1040).

OMB No. 1545-0074

2011

Attachment
Sequence No. 07

Your social security number

BARACK H. & MICHELLE L. OBAMA

Medical and Dental Expenses	Caution. Do not include expenses reimbursed or paid by others.				
	1	Medical and dental expenses (see instructions)	1		
	2	Enter amount from Form 1040, line 38 2	2		
	3	Multiply line 2 by 7.5% (.075)	3		
	4	Subtract line 3 from line 1. If line 3 is more than line 1, enter -0-	4		
Taxes You Paid	5 State and local (check only one box):		5	31,941.	
	a	<input checked="" type="checkbox"/> Income taxes, or	SEE STATEMENT 2		
	b	<input type="checkbox"/> General sales taxes	6	26,863.	
	6	Real estate taxes (see instructions)	7		
	7	Personal property taxes	8		
	8	Other taxes. List type and amount ▶	9	58,804.	
	9	Add lines 5 through 8			
	Interest You Paid	10	Home mortgage interest and points reported to you on Form 1098	10	47,564.
		11	Home mortgage interest not reported to you on Form 1098. If paid to the person from whom you bought the home, see instructions and show that person's name, identifying no., and address ▶	11	
Note. Your mortgage interest deduction may be limited (see instructions).		12			
12		Points not reported to you on Form 1098. See instructions for special rules	13		
13		Mortgage insurance premiums (see instructions)	14		
14		Investment interest. Attach Form 4952 if required. (See instructions.)	15	47,564.	
15	Add lines 10 through 14				
Gifts to Charity	16	Gifts by cash or check. If you made any gift of \$250 or more, see instructions	16	172,130. STMT 3	
	17	Other than by cash or check. If any gift of \$250 or more, see instructions. You must attach Form 8283 if over \$500	17		
	18	Carryover from prior year	18		
	19	Add lines 16 through 18	19	172,130.	
Casualty and Theft Losses	20	Casualty or theft loss(es). Attach Form 4684. (See instructions.)	20		
Job Expenses and Certain Miscellaneous Deductions	21	Unreimbursed employee expenses - job travel, union dues, job education, etc. Attach Form 2106 or 2106-EZ if required. (See instructions.) ▶	21		
	22	Tax preparation fees	22		
	23	Other expenses - investment, safe deposit box, etc. List type and amount ▶	23		
	24	Add lines 21 through 23	24		
	25	Enter amount from Form 1040, line 38 25	25		
	26	Multiply line 25 by 2% (.02)	26		
	27	Subtract line 26 from line 24. If line 26 is more than line 24, enter -0-	27		
Other Miscellaneous Deductions	28	Other - from list in instructions. List type and amount ▶	28		
Total Itemized Deductions	29	Add the amounts in the far right column for lines 4 through 28. Also, enter this amount on Form 1040, line 40	29	278,498.	
	30	If you elect to itemize deductions even though they are less than your standard deduction, check here ▶			

SCHEDULE B
(Form 1040A or 1040)

Department of the Treasury
Internal Revenue Service (99)

Interest and Ordinary Dividends

▶ Attach to Form 1040A or 1040. ▶ See instructions.

OMB No. 1545-0074

2011
Attachment
Sequence No. 08

Name(s) shown on return

Your social security number

BARACK H. & MICHELLE L. OBAMA

**Part I
Interest**

	Amount
1 List name of payer. If any interest is from a seller-financed mortgage and the buyer used the property as a personal residence, see instructions and list this interest first. Also, show that buyer's social security number and address ▶ NORTHERN TRUST SECURITIES US GOVT INTEREST	16,640.
JP MORGAN	71.
BOND PREMIUM AMORTIZATION	-5,546.
NORTHERN TRUST SECURITIES US GOVT INTEREST PAID	-471.
2 Add the amounts on line 1	10,694.
3 Excludable interest on series EE and I U.S. savings bonds issued after 1989. Attach Form 8815	
4 Subtract line 3 from line 2. Enter the result here and on Form 1040A, or Form 1040, line 8a ▶	10,694.

Note. If you received a Form 1099-INT, Form 1099-OID, or substitute statement from a brokerage firm, list the firm's name as the payer and enter the total interest shown on that form.

Note. If line 4 is over \$1,500, you must complete Part III.

**Part II
Ordinary Dividends**

	Amount
5 List name of payer ▶ NORTHERN TRUST SECURITIES	3.
6 Add the amounts on line 5. Enter the total here and on Form 1040A, or Form 1040, line 9a ▶	3.

Note. If you received a Form 1099-DIV or substitute statement from a brokerage firm, list the firm's name as the payer and enter the ordinary dividends shown on that form.

Note. If line 6 is over \$1,500, you must complete Part III.

**Part III
Foreign Accounts and Trusts**

	Yes	No
You must complete this part if you (a) had over \$1,500 of taxable interest or ordinary dividends; (b) had a foreign account; or (c) received a distribution from, or were a grantor of, or a transferor to, a foreign trust.		
7a At any time during 2011, did you have a financial interest in or signature authority over a financial account (such as a bank account, securities account, or brokerage account) located in a foreign country? See instructions. If "Yes," are you required to file Form TD F 90-22.1 to report that financial interest or signature authority? See Form TD F 90-22.1 and its instructions for filing requirements and exceptions to those requirements		X
b If you are required to file Form TD F 90-22.1, enter the name of the foreign country where the financial account is located ▶		
8 During 2011, did you receive a distribution from, or were you the grantor of, or transferor to, a foreign trust? If "Yes," you may have to file Form 3520. See instructions		X

127501
11-02-11

**SCHEDULE C
(Form 1040)**

Department of the Treasury
Internal Revenue Service (99)

Profit or Loss From Business
(Sole Proprietorship)

▶ For information on Schedule C and its instructions, go to www.irs.gov/schedulec.
▶ Attach to Form 1040, 1040NR, or 1041; partnerships generally must file Form 1065.

OMB No. 1545-0074

2011
Attachment
Sequence No. 09

Name of proprietor BARACK H. OBAMA		Social security number (SSN)
A Principal business or profession, including product or service (see instructions) AUTHOR		B Enter code from instructions 711510
C Business name. If no separate business name, leave blank. BARACK H. OBAMA		D Employer ID number (EIN), (see instr.)
E Business address (including suite or room no.) City, town or post office, state, and ZIP code		
F Accounting method: (1) <input checked="" type="checkbox"/> Cash (2) Accrual (3) Other (specify) ▶		
G Did you "materially participate" in the operation of this business during 2011? If "No," see instructions for limit on losses		<input checked="" type="checkbox"/> Yes <input type="checkbox"/> No
H If you started or acquired this business during 2011, check here ▶		
I Did you make any payments in 2011 that would require you to file Form(s) 1099? (see instructions)		Yes <input type="checkbox"/> No <input checked="" type="checkbox"/>
J If "Yes," did you or will you file all required Forms 1099?		Yes <input type="checkbox"/> No <input type="checkbox"/>

Part I Income	
1a Merchant card and third party payments. For 2011, enter -0-	0.
b Gross receipts or sales not entered on line 1a (see instructions)	
c Income reported to you on Form W-2 if the "Statutory Employee" box on that form was checked. Caution. See instr. before completing this line	
d Total gross receipts. Add lines 1a through 1c	1d
2 Returns and allowances plus any other adjustments (see instructions)	2
3 Subtract line 2 from line 1d	3
4 Cost of goods sold (from line 42)	4
5 Gross profit. Subtract line 4 from line 3	5
6 Other income, including federal and state gasoline or fuel tax credit or refund (see instructions) SEE STATEMENT 4	6 487,928.
7 Gross income. Add lines 5 and 6	7 487,928.

Part II Expenses		Enter expenses for business use of your home only on line 30.	
8 Advertising	8	18 Office expense	18 628.
9 Car and truck expenses (see instructions)	9	19 Pension and profit-sharing plans	19
10 Commissions and fees	10 45,931.	20 Rent or lease (see instructions):	
11 Contract labor (see instructions)	11	a Vehicles, machinery, and equipment	20a
12 Depletion	12	b Other business property	20b
13 Depreciation and section 179 expense deduction (not included in Part III) (see instructions)	13	21 Repairs and maintenance	21
14 Employee benefit programs (other than on line 19)	14	22 Supplies (not included in Part III)	22
15 Insurance (other than health)	15	23 Taxes and licenses	23
16 Interest:		24 Travel, meals, and entertainment:	
a Mortgage (paid to banks, etc.)	16a	a Travel	24a
b Other	16b	b Deductible meals and entertainment (see instructions)	24b
17 Legal and professional services	17	25 Utilities	25
28 Total expenses before expenses for business use of home. Add lines 8 through 27a	28	26 Wages (less employment credits)	26
29 Tentative profit or (loss). Subtract line 28 from line 7	29 441,369.	27 a Other expenses (from line 48)	27a
30 Expenses for business use of your home. Attach Form 8829. Do not report such expenses elsewhere	30	b Reserved for future use	27b
31 Net profit or (loss). Subtract line 30 from line 29. • If a profit, enter on both Form 1040, line 12 (or Form 1040NR, line 13) and on Schedule SE, line 2. If you entered an amount on line 1c, see Instr. Estates and trusts, enter on Form 1041, line 3. • If a loss, you must go to line 32.	31 441,369.		
32 If you have a loss, check the box that describes your investment in this activity (see instructions). • If you checked 32a, enter the loss on both Form 1040, line 12, (or Form 1040NR, line 13) and on Schedule SE, line 2. If you entered an amount on line 1c, see the instructions for line 31. Estates and trusts, enter on Form 1041, line 3. • If you checked 32b, you must attach Form 6198. Your loss may be limited.	32a		
	32b		

**SCHEDULE D
(Form 1040)**

Department of the Treasury
Internal Revenue Service (99)
Name(s) shown on return

Capital Gains and Losses

▶ Attach to Form 1040 or Form 1040NR. ▶ See Instructions for Schedule D (Form 1040).
▶ Use Form 8949 to list your transactions for lines 1, 2, 3, 8, 9, and 10.

OMB No. 1545-0074

2011
Attachment
Sequence No. 12

Your social security number

BARACK H. & MICHELLE L. OBAMA

Part I Short-Term Capital Gains and Losses - Assets Held One Year or Less

Complete Form 8949 before completing line 1, 2, or 3. This form may be easier to complete if you round off cents to whole dollars.	(e) Sales price from Form(s) 8949, line 2, column (e)	(f) Cost or other basis from Form(s) 8949, line 2, column (f)	(g) Adjustments to gain or loss from Form(s) 8949, line 2, column (g)	(h) Gain or (loss) Combine columns (e), (f), and (g)
1 Short-term totals from all Forms 8949 with box A checked in Part I		()		
2 Short-term totals from all Forms 8949 with box B checked in Part I	199,870.	(199,494.)		376.
3 Short-term totals from all Forms 8949 with box C checked in Part I	2,768,000.	(2,768,000.)		0.
4 Short-term gain from Form 6252 and short-term gain or (loss) from Forms 4684, 6781, and 8824			4	
5 Net short-term gain or (loss) from partnerships, S corporations, estates, and trusts from Schedule(s) K-1			5	
6 Short-term capital loss carryover. Enter the amount, if any, from line 8 of your Capital Loss Carryover Worksheet in the instructions			6	()
7 Net short-term capital gain or (loss). Combine lines 1 through 6 in column (h). If you have any long-term capital gains or losses, go to Part II below. Otherwise, go to Part III on page 2			7	376.

Part II Long-Term Capital Gains and Losses - Assets Held More Than One Year

Complete Form 8949 before completing line 8, 9, or 10. This form may be easier to complete if you round off cents to whole dollars.	(e) Sales price from Form(s) 8949, line 4, column (e)	(f) Cost or other basis from Form(s) 8949, line 4, column (f)	(g) Adjustments to gain or loss from Form(s) 8949, line 4, column (g)	(h) Gain or (loss) Combine columns (e), (f), and (g)
8 Long-term totals from all Forms 8949 with box A checked in Part II		()		
9 Long-term totals from all Forms 8949 with box B checked in Part II		()		
10 Long-term totals from all Forms 8949 with box C checked in Part II		()		
11 Gain from Form 4797, Part I; long-term gain from Forms 2439 and 6252; and long-term gain or (loss) from Forms 4684, 6781, and 8824			11	
12 Net long-term gain or (loss) from partnerships, S corporations, estates, and trusts from Schedule(s) K-1			12	
13 Capital gain distributions			13	
14 Long-term capital loss carryover. Enter the amount, if any, from line 13 of your Capital Loss Carryover Worksheet in the instructions			14	(119,527.)
15 Net long-term capital gain or (loss). Combine lines 8 through 14 in column (h). Then go to Part III on page 2			15	<119,527.>

LHA For Paperwork Reduction Act Notice, see your tax return instructions.

Schedule D (Form 1040) 2011

Part III Summary

<p>16 Combine lines 7 and 15 and enter the result</p> <ul style="list-style-type: none"> • If line 16 is a gain, enter the amount from line 16 on Form 1040, line 13, or Form 1040NR, line 14. Then go to line 17 below. • If line 16 is a loss, skip lines 17 through 20 below. Then go to line 21. Also be sure to complete line 22. • If line 16 is zero, skip lines 17 through 21 below and enter -0- on Form 1040, line 13, or Form 1040NR, line 14. Then go to line 22. 	16	<u><119,151.></u>
<p>17 Are lines 15 and 16 both gains? Yes. Go to line 18. No. Skip lines 18 through 21, and go to line 22.</p>		
<p>18 Enter the amount, if any, from line 7 of the 28% Rate Gain Worksheet in the instructions</p>	18	
<p>19 Enter the amount, if any, from line 18 of the Unrecaptured Section 1250 Gain Worksheet in the instructions</p>	19	
<p>20 Are lines 18 and 19 both zero or blank? Yes. Complete Form 1040 through line 43, or Form 1040NR through line 41. Then complete the Qualified Dividends and Capital Gain Tax Worksheet in the instructions for Form 1040, line 44 (or in the instructions for Form 1040NR, line 42). Do not complete lines 21 and 22 below. No. Complete Form 1040 through line 43, or Form 1040NR through line 41. Then complete the Schedule D Tax Worksheet in the instructions. Do not complete lines 21 and 22 below.</p>		
<p>21 If line 16 is a loss, enter here and on Form 1040, line 13, or Form 1040NR, line 14, the smaller of:</p> <ul style="list-style-type: none"> • The loss on line 16 or • (\$3,000), or if married filing separately, (\$1,500) <p style="text-align: center;">} <u>SEE STATEMENT 7</u></p>	21	(<u>3,000.</u>)
<p>Note. When figuring which amount is smaller, treat both amounts as positive numbers.</p>		
<p>22 Do you have qualified dividends on Form 1040, line 9b, or Form 1040NR, line 10b? Yes. Complete Form 1040 through line 43, or Form 1040NR through line 41. Then complete the Qualified Dividends and Capital Gain Tax Worksheet in the instructions for Form 1040, line 44 (or in the instructions for Form 1040NR, line 42). <input checked="" type="checkbox"/> No. Complete the rest of Form 1040 or Form 1040NR.</p>		

SCHEDULE E
(Form 1040)

Department of the Treasury
Internal Revenue Service (99)

Supplemental Income and Loss

(From rental real estate, royalties, partnerships,
S corporations, estates, trusts, REMICs, etc.)

▶ Attach to Form 1040, 1040NR, or Form 1041. ▶ See separate instructions.

OMB No. 1545-0074

2011

Attachment
Sequence No. 13

Name(s) shown on return

Your social security number

BARACK H. & MICHELLE L. OBAMA

A Did you make any payments in 2011 that would require you to file Form(s) 1099? (see instructions) Yes No

B If "Yes," did you or will you file all required Forms 1099? Yes No

Part I **Income or Loss From Rental Real Estate and Royalties** Note. If you are in the business of renting personal property, use Schedule C or C-EZ (see instructions). If you are an individual, report farm rental income or loss from Form 4835 on page 2, line 40.

Caution. For each rental property listed on line 1, check the box in the last column only if you owned that property as a member of a qualified joint venture (QJV) reporting income not subject to self-employment tax.

1	Physical address of each property—street, city, state, ZIP	Type—from list below	2	For each rental real estate property listed, report the number of days rented at fair rental value and days with personal use. See instructions.	Fair Rental Days		Personal Use Days	QJV
					A	B	C	
A		6						
B								
C								

Type of Property:

- 1 Single Family Residence 3 Vacation/Short-Term Rental 5 Land 7 Self-Rental
- 2 Multi-Family Residence 4 Commercial 6 Royalties 8 Other (describe)

Income:

		Properties		
		A	B	C
3a	Merchant card and third party payments. For 2011, enter -0-	0.		
b	Payments not reported to you on line 3a	698.		
4	Total not including amounts on line 3a that are not income (see instructions)	698.		

Expenses:

5	Advertising			
6	Auto and travel (see instructions)			
7	Cleaning and maintenance			
8	Commissions			
9	Insurance			
10	Legal and other professional fees			
11	Management fees			
12	Mortgage interest paid to banks, etc. (see instructions)			
13	Other interest			
14	Repairs			
15	Supplies			
16	Taxes			
17	Utilities			
18	Depreciation expense or depletion			
19	Other (list) ▶			
20	Total expenses. Add lines 5 through 19			
21	Subtract line 20 from line 4. If result is a (loss), see instructions to find out if you must file Form 6198	698.		
22	Deductible rental real estate loss after limitation, if any, on Form 8582 (see instructions)			
23a	Total of all amounts reported on line 3a for all rental properties			
23b	Total of all amounts reported on line 3a for all royalty properties			
23c	Total of all amounts reported on line 4 for all rental properties			
23d	Total of all amounts reported on line 4 for all royalty properties		698.	
23e	Total of all amounts reported on line 12 for all properties			
23f	Total of all amounts reported on line 18 for all properties			
23g	Total of all amounts reported on line 20 for all properties			
24	Income. Add positive amounts shown on line 21. Do not include any losses			698.
25	Losses. Add royalty losses from line 21 and rental real estate losses from line 22. Enter total losses here			
26	Total rental real estate and royalty income or (loss). Combine lines 24 and 25. Enter the result here. If Parts II, III, IV, and line 40 on page 2 do not apply to you, also enter this amount on Form 1040, line 17, or Form 1040NR, line 18. Otherwise, include this amount in the total on line 41 on page 2			698.

Name of person with self-employment income (as shown on Form 1040) BARACK H. OBAMA	Social security number of person with self-employment income
--	--

Section B - Long Schedule SE

Part I Self-Employment Tax

Note. If your only income subject to self-employment tax is church employee income, see instructions. Also see instructions for the definition of church employee income.

A If you are a minister, member of a religious order, or Christian Science practitioner and you filed Form 4361, but you had \$400 or more of other net earnings from self-employment, check here and continue with Part I			
1 a Net farm profit or (loss) from Schedule F, line 34, and farm partnerships, Schedule K-1 (Form 1065), box 14, code A. Note. Skip lines 1a and 1b if you use the farm optional method (see instructions)	1a		
b If you received social security retirement or disability benefits, enter the amount of Conservation Reserve Program payments included on Schedule F, line 4b, or listed on Schedule K-1 (Form 1065), box 20, code Y	1b		
2 Net profit or (loss) from Schedule C, line 31; Schedule C-EZ, line 3; Schedule K-1 (Form 1065), box 14, code A (other than farming); and Schedule K-1 (Form 1065-B), box 9, code J1. Ministers and members of religious orders, see instructions for types of income to report on this line. See instructions for other income to report. Note. Skip this line if you use the nonfarm optional method (see instructions) SEE STATEMENT 8	2		441,369.
3 Combine lines 1a, 1b, and 2	3		441,369.
4 a If line 3 is more than zero, multiply line 3 by 92.35% (.9235). Otherwise, enter amount from line 3. Note. If line 4a is less than \$400 due to Conservation Reserve Program payments on line 1b, see instructions.	4a		407,604.
b If you elect one or both of the optional methods, enter the total of lines 15 and 17 here	4b		
c Combine lines 4a and 4b. If less than \$400, stop; you do not owe self-employment tax. Exception. If less than \$400 and you had church employee income, enter -0- and continue	4c		407,604.
5 a Enter your church employee income from Form W-2. See instructions for definition of church employee income	5a		
b Multiply line 5a by 92.35% (.9235). If less than \$100, enter -0-	5b		
6 Add lines 4c and 5b	6		407,604.
7 Maximum amount of combined wages and self-employment earnings subject to social security tax or the 4.2% portion of the 5.65% railroad retirement (tier 1) tax for 2011	7		106,800.00
8 a Total social security wages and tips (total of boxes 3 and 7 on Form(s) W-2) and railroad retirement (tier 1) compensation. If \$106,800 or more, skip lines 8b through 10, and go to line 11	8a	106,800.	
b Unreported tips subject to social security tax (from Form 4137, line 10)	8b		
c Wages subject to social security tax (from Form 8919, line 10)	8c		
d Add lines 8a, 8b, and 8c	8d		
9 Subtract line 8d from line 7. If zero or less, enter -0- here and on line 10 and go to line 11	9		
10 Multiply the smaller of line 6 or line 9 by 10.4% (.104)	10		
11 Multiply line 6 by 2.9% (.029)	11		11,821.
12 Self-employment tax. Add lines 10 and 11. Enter here and on Form 1040, line 56, or Form 1040NR, line 54	12		11,821.
13 Deduction for employer-equivalent portion of self-employment tax. Add the two following amounts. • 59.6% (.596) of line 10. • One-half of line 11.			
Enter the result here and on Form 1040, line 27, or Form 1040NR, line 27	13		5,911.

Part II Optional Methods To Figure Net Earnings (see instructions)

Farm Optional Method. You may use this method only if (a) your gross farm income ¹ was not more than \$6,720, or (b) your net farm profits ² were less than \$4,851.			
14 Maximum income for optional methods	14		4,480.00
15 Enter the smaller of: two-thirds (2/3) of gross farm income ¹ (not less than zero) or \$4,480. Also include this amount on line 4b above	15		
Nonfarm Optional Method. You may use this method only if (a) your net nonfarm profits ³ were less than \$4,851 and also less than 72.189% of your gross nonfarm income ⁴ ; and (b) you had net earnings from self-employment of at least \$400 in 2 of the prior 3 years.			
Caution. You may use this method no more than five times.			
16 Subtract line 15 from line 14	16		
17 Enter the smaller of: two-thirds (2/3) of gross nonfarm income ⁴ (not less than zero) or the amount on line 16. Also include this amount on line 4b above	17		

¹ From Sch. F, line 9, and Sch. K-1 (Form 1065), box 14, code B.
² From Sch. F, line 34, and Sch. K-1 (Form 1065), box 14, code A - minus the amount you would have entered on line 1b had you not used the optional method.
³ From Sch. C, line 31; Sch. C-EZ, line 3; Sch. K-1 (Form 1065), box 14, code A; and Sch. K-1 (Form 1065-B), box 9, code J1.
⁴ From Sch. C, line 7; Sch. C-EZ, line 1d; Sch. K-1 (Form 1065), box 14, code C; and Sch. K-1 (Form 1065-B), box 9, code J2.

Foreign Tax Credit

(Individual, Estate, or Trust)

▶ Attach to Form 1040, 1040NR, 1041, or 990-T.

Name

Identifying number as shown on page 1 of your tax return

BARACK H. & MICHELLE L. OBAMA

Use a separate Form 1116 for each category of income listed below. See **Categories of Income** in the instructions. Check only one box on each Form 1116. Report all amounts in U.S. dollars except where specified in Part II below.

- a Passive category income c Section 901(j) income e Lump-sum distributions
 b General category income d Certain income re-sourced by treaty

f Resident of (name of country) ▶ **UNITED STATES**

Note: If you paid taxes to only one foreign country or U.S. possession, use column A in Part I and line A in Part II. If you paid taxes to more than one foreign country or U.S. possession, use a separate column and line for each country or possession.

Part I Taxable Income or Loss From Sources Outside the United States (for Category Checked Above)

	Foreign Country or U.S. Possession			Total (Add cols. A, B, and C.)
	A	B	C	
9 Enter the name of the foreign country or U.S. possession ▶ OTHER COUNTRIES				
1a Gross income from sources within country shown above and of the type checked above:	269,710.			1a 269,710.
b Check if line 1a is compensation for personal services as an employee, your total compensation from all sources is \$250,000 or more, and you used an alternative basis to determine its source (see instructions) ▶				
Deductions and losses (Caution: See instructions):				
2 Expenses definitely related to the income on line 1a (attach statement) SEE STATEMENT 9	46,559.			
3 Pro rata share of other deductions not definitely related:				
a Certain itemized deductions or standard deduction	58,804.			
b Other deductions (attach statement)				
c Add lines 3a and 3b	58,804.			
d Gross foreign source income	269,710.			
e Gross income from all sources	894,520.			
f Divide line 3d by line 3e	.301514			
g Multiply line 3c by line 3f	17,730.			
4 Pro rata share of interest expense:				
a Home mortgage interest (use worksheet on page 14 of the instructions)	14,341.			
b Other interest expense				
5 Losses from foreign sources				
6 Add lines 2, 3g, 4a, 4b, and 5	78,630.			6 78,630.
7 Subtract line 6 from line 1a. Enter the result here and on line 15, page 2 ▶				7 191,080.

Part II Foreign Taxes Paid or Accrued

Country	Credit is claimed for taxes (you must check one) (h) <input checked="" type="checkbox"/> Paid (i) <input type="checkbox"/> Accrued	Foreign taxes paid or accrued								
		In foreign currency			In U.S. dollars					
		Taxes withheld at source on:			Taxes withheld at source on:					
		(k) Dividends	(l) Rents and royalties	(m) Interest	(n) Other foreign taxes paid or accrued	(o) Dividends	(p) Rents and royalties	(q) Interest	(r) Other foreign taxes paid or accrued	(s) Total foreign taxes paid or accrued (add cols. (o) through (r))
A							5,841.			5,841.
B										
C										

B Add lines A through C, column (s). Enter the total here and on line 9, page 2 ▶ 8 5,841.

LHA For Paperwork Reduction Act Notice, see instructions.

Part III Figuring the Credit

9	Enter the amount from line 8. These are your total foreign taxes paid or accrued for the category of income checked above Part I	9	5,841.	
10	Carryback or carryover (attach detailed computation)	10		
11	Add lines 9 and 10	11	5,841.	
12	Reduction in foreign taxes	12		
13	Taxes reclassified under high tax kickout	13		
14	Combine lines 11, 12, and 13. This is the total amount of foreign taxes available for credit	14	5,841.	
15	Enter the amount from line 7. This is your taxable income or (loss) from sources outside the United States (before adjustments) for the category of income checked above Part I	15	191,080.	
16	Adjustments to line 15	16		
17	Combine the amounts on lines 15 and 16. This is your net foreign source taxable income. (If the result is zero or less, you have no foreign tax credit for the category of income you checked above Part I. Skip lines 18 through 22. However, if you are filing more than one Form 1116, you must complete line 20.)	17	191,080.	
18	Individuals: Enter the amount from Form 1040, line 41, or Form 1040NR, line 39. Estates and trusts: Enter your taxable income without the deduction for your exemption <i>Caution: If you figured your tax using the lower rates on qualified dividends or capital gains, see instructions.</i>	18	511,176.	
19	Divide line 17 by line 18. If line 17 is more than line 18, enter "1"	19	.373805	
20	Individuals: Enter the amount from Form 1040, line 44. If you are a nonresident alien, enter the amount from Form 1040NR, line 42. Estates and trusts: Enter the amount from Form 1041, Schedule G, line 1a, or the total of Form 990-T, lines 36 and 37 <i>Caution: If you are completing line 20 for separate category (lump-sum distributions), see instructions.</i>	20	143,603.	
21	Multiply line 20 by line 19 (maximum amount of credit)	21	53,680.	
22	Enter the smaller of line 14 or line 21. If this is the only Form 1116 you are filing, skip lines 23 through 27 and enter this amount on line 28. Otherwise, complete the appropriate line in Part IV	22	5,841.	

Part IV Summary of Credits From Separate Parts III

23	Credit for taxes on passive category income	23		
24	Credit for taxes on general category income	24		
25	Credit for taxes on certain income re-sourced by treaty	25		
26	Credit for taxes on lump-sum distributions	26		
27	Add lines 23 through 26	27		
28	Enter the smaller of line 20 or line 27	28	5,841.	
29	Reduction of credit for international boycott operations	29		
30	Subtract line 29 from line 28. This is your foreign tax credit. Enter here and on Form 1040, line 47; Form 1040NR, line 45; Form 1041, Schedule G, line 2a; or Form 990-T, line 40a	30	5,841.	

Form **6251**Department of the Treasury
Internal Revenue Service (99)**Alternative Minimum Tax - Individuals**

▶ Attach to Form 1040 or Form 1040NR.

OMB No. 1545-0074

2011Attachment
Sequence No. 32

Name(s) shown on Form 1040 or Form 1040NR

Your social security number

BARACK H. & MICHELLE L. OBAMA**Part I Alternative Minimum Taxable Income**

1	If filing Schedule A (Form 1040), enter the amount from Form 1040, line 41, and go to line 2. Otherwise, enter the amount from Form 1040, line 38, and go to line 7. (If less than zero, enter as a negative amount.)	1	511,176.
2	Medical and dental. Enter the smaller of Schedule A (Form 1040), line 4, or 2.5% (.025) of Form 1040, line 38. If zero or less, enter -0-	2	
3	Taxes from Schedule A (Form 1040), line 9	3	58,804.
4	Enter the home mortgage interest adjustment, if any, from line 6 of the worksheet in the instructions for this line	4	
5	Miscellaneous deductions from Schedule A (Form 1040), line 27	5	
6	Skip this line. It is reserved for future use	6	
7	Tax refund from Form 1040, line 10 or line 21	7	
8	Investment interest expense (difference between regular tax and AMT)	8	
9	Depletion (difference between regular tax and AMT)	9	
10	Net operating loss deduction from Form 1040, line 21. Enter as a positive amount	10	
11	Alternative tax net operating loss deduction	11	
12	Interest from specified private activity bonds exempt from the regular tax	12	
13	Qualified small business stock (7% of gain excluded under section 1202)	13	
14	Exercise of incentive stock options (excess of AMT income over regular tax income)	14	
15	Estates and trusts (amount from Schedule K-1 (Form 1041), box 12, code A)	15	
16	Electing large partnerships (amount from Schedule K-1 (Form 1065-B), box 6)	16	
17	Disposition of property (difference between AMT and regular tax gain or loss)	17	
18	Depreciation on assets placed in service after 1986 (difference between regular tax and AMT)	18	
19	Passive activities (difference between AMT and regular tax income or loss)	19	
20	Loss limitations (difference between AMT and regular tax income or loss)	20	
21	Circulation costs (difference between regular tax and AMT)	21	
22	Long-term contracts (difference between AMT and regular tax income)	22	
23	Mining costs (difference between regular tax and AMT)	23	
24	Research and experimental costs (difference between regular tax and AMT)	24	
25	Income from certain installment sales before January 1, 1987	25	
26	Intangible drilling costs preference	26	
27	Other adjustments, including income-based related adjustments	27	
28	Alternative minimum taxable income. Combine lines 1 through 27. (If married filing separately and line 28 is more than \$223,900, see instructions.)	28	569,980.

Part II Alternative Minimum Tax (AMT)

29	Exemption. (If you were under age 24 at the end of 2011, see instructions.) IF your filing status is ... AND line 28 is not over ... THEN enter on line 29 ... Single or head of household \$112,500 \$48,450 Married filing jointly or qualifying widow(er) 150,000 74,450 Married filing separately 75,000 37,225 If line 28 is over the amount shown above for your filing status, see instructions.	29	0.
30	Subtract line 29 from line 28. If more than zero, go to line 31. If zero or less, enter -0- here and on lines 31, 33, and 35, and go to line 34	30	569,980.
31	• If you are filing Form 2555 or 2555-EZ, see instructions for the amount to enter. • If you reported capital gain distributions directly on Form 1040, line 13; you reported qualified dividends on Form 1040, line 9b; or you had a gain on both lines 15 and 16 of Schedule D (Form 1040) (as refigured for the AMT, if necessary), complete Part III on page 2 and enter the amount from line 54 here. • All others: If line 30 is \$175,000 or less (\$87,500 or less if married filing separately), multiply line 30 by 26% (.26). Otherwise, multiply line 30 by 28% (.28) and subtract \$3,500 (\$1,750 if married filing separately) from the result.	31	156,094.
32	Alternative minimum tax foreign tax credit (see instructions)	32	5,841.
33	Tentative minimum tax. Subtract line 32 from line 31	33	150,253.
34	Tax from Form 1040, line 44 (minus any tax from Form 4972 and any foreign tax credit from Form 1040, line 47). If you used Sch J to figure your tax, the amount from line 44 of Form 1040 must be refigured without using Sch J	34	137,762.
35	AMT. Subtract line 34 from line 33. If zero or less, enter -0-. Enter here and on Form 1040, line 45	35	12,491.

LHA For Paperwork Reduction Act Notice, see your tax return instructions.

Form 6251 (2011)

Part III Tax Computation Using Maximum Capital Gains Rates

Complete Part III only if you are required to do so by line 31 or by the Foreign Earned Income Tax Worksheet in the instructions.

36	Enter the amount from Form 6251, line 30. If you are filing Form 2555 or 2555-EZ, enter the amount from line 3 of the worksheet in the instructions for this line		36
37	Enter the amount from line 6 of the Qualified Dividends and Capital Gain Tax Worksheet in the instructions for Form 1040, line 44, or the amount from line 13 of the Schedule D Tax Worksheet in the instructions for Schedule D (Form 1040), whichever applies (as figured for the AMT, if necessary) (see instructions). If you are filing Form 2555 or 2555-EZ, see instructions for the amount to enter	37	
38	Enter the amount from Schedule D (Form 1040), line 19 (as figured for the AMT, if necessary) (see instructions). If you are filing Form 2555 or 2555-EZ, see instructions for the amount to enter	38	
39	If you did not complete a Schedule D Tax Worksheet for the regular tax or the AMT, enter the amount from line 37. Otherwise, add lines 37 and 38, and enter the smaller of that result or the amount from line 10 of the Schedule D Tax Worksheet (as figured for the AMT, if necessary). If you are filing Form 2555 or 2555-EZ, see instructions for the amount to enter	39	
40	Enter the smaller of line 36 or line 39		40
41	Subtract line 40 from line 36		41
42	If line 41 is \$175,000 or less (\$87,500 or less if married filing separately), multiply line 41 by 26% (.26). Otherwise, multiply line 41 by 28% (.28) and subtract \$3,500 (\$1,750 if married filing separately) from the result		42
43	Enter: <ul style="list-style-type: none"> • \$69,000 if married filing jointly or qualifying widow(er), • \$34,500 if single or married filing separately, or • \$46,250 if head of household. 	43	
44	Enter the amount from line 7 of the Qualified Dividends and Capital Gain Tax Worksheet in the instructions for Form 1040, line 44, or the amount from line 14 of the Schedule D Tax Worksheet in the instructions for Schedule D (Form 1040), whichever applies (as figured for the regular tax). If you did not complete either worksheet for the regular tax, enter -0-	44	
45	Subtract line 44 from line 43. If zero or less, enter -0-	45	
46	Enter the smaller of line 36 or line 37	46	
47	Enter the smaller of line 45 or line 46	47	
48	Subtract line 47 from line 46	48	
49	Multiply line 48 by 15% (.15) If line 38 is zero or blank, skip lines 50 and 51 and go to line 52. Otherwise, go to line 50.		49
50	Subtract line 46 from line 40	50	
51	Multiply line 50 by 25% (.25)		51
52	Add lines 42, 49, and 51		52
53	If line 36 is \$175,000 or less (\$87,500 or less if married filing separately), multiply line 36 by 26% (.26). Otherwise, multiply line 36 by 28% (.28) and subtract \$3,500 (\$1,750 if married filing separately) from the result		53
54	Enter the smaller of line 52 or line 53 here and on line 31. If you are filing Form 2555 or 2555-EZ, do not enter this amount on line 31. Instead, enter it on line 4 of the worksheet in the instructions for line 31		54

**ALTERNATIVE MINIMUM TAX
 Foreign Tax Credit**
 (Individual, Estate, or Trust)
 Attach to Form 1040, 1040NR, 1041, or 990-T.

Name BARACK H. & MICHELLE L. OBAMA Identifying number as shown on page 1 of your tax return

Use a separate Form 1116 for each category of income listed below. See **Categories of Income** in the instructions. Check only one box on each Form 1116. Report all amounts in U.S. dollars except where specified in Part II below.

- a Passive category income c Section 901(j) income e Lump-sum distributions
 b General category income d Certain income re-sourced by treaty

f Resident of (name of country) ► **UNITED STATES**

Note: If you paid taxes to only one foreign country or U.S. possession, use column A in Part I and line A in Part II. If you paid taxes to more than one foreign country or U.S. possession, use a separate column and line for each country or possession.

Part I Taxable Income or Loss From Sources Outside the United States (for Category Checked Above)

	Foreign Country or U.S. Possession			Total (Add cols. A, B, and C.)
	A	B	C	
9 Enter the name of the foreign country or U.S. possession ► OTHER COUNTRIES				
1a Gross income from sources within country shown above and of the type checked above:	269,710.			1a 269,710.
b Check if line 1a is compensation for personal services as an employee, your total compensation from all sources is \$250,000 or more, and you used an alternative basis to determine its source (see instructions) ►				
Deductions and losses (Caution: See instructions):				
2 Expenses definitely related to the income on line 1a (attach statement)	46,559.			
3 Pro rata share of other deductions not definitely related:				
a Certain itemized deductions or standard deduction				
b Other deductions (attach statement)				
c Add lines 3a and 3b				
d Gross foreign source income	269,710.			
e Gross income from all sources	894,520.			
f Divide line 3d by line 3e	.301514			
g Multiply line 3c by line 3f				
4 Pro rata share of interest expense:				
a Home mortgage interest (use worksheet on page 14 of the instructions)	14,341.			
b Other interest expense				
5 Losses from foreign sources				
6 Add lines 2, 3g, 4a, 4b, and 5	60,900.			6 60,900.
7 Subtract line 6 from line 1a. Enter the result here and on line 15, page 2				7 208,810.

Part II Foreign Taxes Paid or Accrued

Country	Credit is claimed for taxes (you must check one) (h) <input checked="" type="checkbox"/> Paid (i) <input type="checkbox"/> Accrued	Foreign taxes paid or accrued						(r) Other foreign taxes paid or accrued	(s) Total foreign taxes paid or accrued (add cols. (o) through (r))
		In foreign currency			In U.S. dollars				
		(j) Date paid or accrued	(k) Dividends	(l) Rents and royalties	(m) Interest	(n) Other foreign taxes paid or accrued	(o) Dividends		
A						5,841.		5,841.	
B									
C									
8 Add lines A through C, column (s). Enter the total here and on line 9, page 2								8 5,841.	

LHA For Paperwork Reduction Act Notice, see instructions.

ALTERNATIVE MINIMUM TAX

Part III Figuring the Credit

9	Enter the amount from line 8. These are your total foreign taxes paid or accrued for the category of income checked above Part I	9	5,841.	
10	Carryback or carryover (attach detailed computation)	10		
11	Add lines 9 and 10	11	5,841.	
12	Reduction in foreign taxes	12		
13	Taxes reclassified under high tax kickout	13		
14	Combine lines 11, 12, and 13. This is the total amount of foreign taxes available for credit	14	5,841.	
15	Enter the amount from line 7. This is your taxable income or (loss) from sources outside the United States (before adjustments) for the category of income checked above Part I	15	208,810.	
16	Adjustments to line 15	16		
17	Combine the amounts on lines 15 and 16. This is your net foreign source taxable income. (If the result is zero or less, you have no foreign tax credit for the category of income you checked above Part I. Skip lines 18 through 22. However, if you are filing more than one Form 1116, you must complete line 20.)	17	208,810.	
18	Individuals: Enter the amount from Form 1040, line 41, or Form 1040NR, line 39. Estates and trusts: Enter your taxable income without the deduction for your exemption <i>Caution: If you figured your tax using the lower rates on qualified dividends or capital gains, see instructions.</i>	18	569,980.	
19	Divide line 17 by line 18. If line 17 is more than line 18, enter "1"	19	.366346	
20	Individuals: Enter the amount from Form 1040, line 44. If you are a nonresident alien, enter the amount from Form 1040NR, line 42. Estates and trusts: Enter the amount from Form 1041, Schedule G, line 1a, or the total of Form 990-T, lines 36 and 37 <i>Caution: If you are completing line 20 for separate category e (lump-sum distributions), see instructions.</i>	20	156,094.	
21	Multiply line 20 by line 19 (maximum amount of credit)	21	57,184.	
22	Enter the smaller of line 14 or line 21. If this is the only Form 1116 you are filing, skip lines 23 through 27 and enter this amount on line 28. Otherwise, complete the appropriate line in Part IV	22	5,841.	

Part IV Summary of Credits From Separate Parts III

23	Credit for taxes on passive category income	23		
24	Credit for taxes on general category income	24		
25	Credit for taxes on certain income re-sourced by treaty	25		
26	Credit for taxes on lump-sum distributions	26		
27	Add lines 23 through 26	27		
28	Enter the smaller of line 20 or line 27	28	5,841.	
29	Reduction of credit for international boycott operations	29		
30	Subtract line 29 from line 28. This is your foreign tax credit. Enter here and on Form 1040, line 47; Form 1040NR, line 45; Form 1041, Schedule G, line 2a; or Form 990-T, line 40a	30	5,841.	

Form 1116

U.S. and Foreign Source Income Summary

NAME

BARACK H. & MICHELLE L. OBAMA

INCOME TYPE	TOTAL	U.S.	FOREIGN GENERAL
Compensation	394,821.	394,821.	
Dividends/Distributions	3.	3.	
Interest	10,694.	10,694.	
Capital Gains	376.	376.	
Business/Profession	487,928.	487,928.	
Rent/Royalty	698.	698.	
State/Local Refunds			
Partnership/S Corporation			
Trust/Estate			
Other Income		-269,710.	269,710.
Gross Income	<u>894,520.</u>	<u>624,810.</u>	<u>269,710.</u>
Less:			
Section 911 Exclusion			
Capital Losses	3,376.	3,376.	
Capital Gains Tax Adjustment			
Total Income - Form 1116	<u>891,144.</u>	<u>621,434.</u>	<u>269,710.</u>
Deductions:			
Business/Profession Expenses	46,559.	46,559.	
Rent/Royalty Expenses			
Partnership/S Corporation Losses			
Trust/Estate Losses			
Capital Losses			
Non-capital Losses			
Individual Retirement Account			
Moving Expenses			
Self-employment Tax Deduction	5,911.	5,911.	
Self-employment Health Insurance			
Keogh Contributions	49,000.	49,000.	
Alimony			
Forfeited Interest			
Foreign Housing Deduction			
Other Adjustments		-46,559.	46,559.
Capital Gains Tax Adjustment			
Total Deductions	<u>101,470.</u>	<u>54,911.</u>	<u>46,559.</u>
Adjusted Gross Income	<u>789,674.</u>	<u>566,523.</u>	<u>223,151.</u>
Less Itemized Deductions:			
Specifically Allocated	172,130.	172,130.	
Home Mortgage Interest	47,564.	33,223.	14,341.
Other Interest			
Ratably Allocated	58,804.	41,074.	17,730.
Total Adjustments to Adjusted Gross Income	<u>278,498.</u>	<u>246,427.</u>	<u>32,071.</u>
Taxable Income Before Exemptions	<u>511,176.</u>	<u>320,096.</u>	<u>191,080.</u>

Form 1116

Allocation of Itemized Deductions

NAME

BARACK H. & MICHELLE L. OBAMA

	Total Itemized Deductions	Itemized Deductions After Sec. 68 Reduction	Form 1116		
			Specifically U.S.	Specifically Foreign	Ratable
Taxes	58,804.				58,804.
Interest - Not Including Investment Interest	47,564.		33,223.	14,341.	
Contributions	172,130.		172,130.		
Miscellaneous Deductions Subject to 2%					
Other Miscellaneous Deductions - Not Including Gambling Losses					
Foreign Adjustment					
Total Itemized Deductions Subject to Sec. 68	278,498.				
Add Itemized Deductions Not Subject to Sec. 68:					
Medical/Dental					
Investment Interest					
Casualty Losses					
Gambling Losses					
Foreign Adjustment					
Total Itemized Deductions	278,498.				
Total Allowed on Schedule A			205,353.	14,341.	58,804.

NAME

BARACK H. & MICHELLE L. OBAMA

Foreign Income Category

GENERAL LIMITATION INCOME

Regular	2006	2007	2008	2009	2010	2011
1. Foreign tax paid/accrued						5,841.
2. FTC carryback to 2011 for amended returns						
3. Reduction allocated to excluded income						
4. Foreign tax available						5,841.
5. Maximum credit allowable						53,680.
6. Unused foreign tax (+) or excess of limit (-)					-176100.	-47,839.
7. Foreign tax carryback						
8. Foreign tax carryforward						
9. Less treaty adjustment						
10. Foreign tax or excess limit remaining					-176100.	-47,839.
Total foreign taxes from all available years to be carried to next year						

	2001	2002	2003	2004	2005
1. Foreign tax paid/accrued					
2. FTC carryback to 2011 for amended returns					
3. Reduction allocated to excluded income					
4. Foreign tax available					
5. Maximum credit allowable					
6. Unused foreign tax (+) or excess of limit (-)					
7. Foreign tax carryback					
8. Foreign tax carryforward					
9. Less treaty adjustment					
10. Foreign tax or excess limit remaining					

NAME

BARACK H. & MICHELLE L. OBAMA

Foreign Income Category

GENERAL LIMITATION INCOME

AMT	2006	2007	2008	2009	2010	2011
1. Foreign tax paid/accrued						5,841.
2. FTC carryback to 2011 for amended returns						
3. Reduction allocated to excluded income						
4. Foreign tax available						5,841.
5. Maximum credit allowable						57,184.
6. Unused foreign tax (+) or excess of limit (-)					-156529.	-51,343.
7. Foreign tax carryback						
8. Foreign tax carryforward						
9. Less treaty adjustment						
10. Foreign tax or excess limit remaining					-156529.	-51,343.
Total foreign taxes from all available years to be carried to next year						

	2001	2002	2003	2004	2005
1. Foreign tax paid/accrued					
2. FTC carryback to 2011 for amended returns					
3. Reduction allocated to excluded income					
4. Foreign tax available					
5. Maximum credit allowable					
6. Unused foreign tax (+) or excess of limit (-)					
7. Foreign tax carryback					
8. Foreign tax carryforward					
9. Less treaty adjustment					
10. Foreign tax or excess limit remaining					

BARACK H. & MICHELLE L. OBAMA

FORM 1040 WAGES RECEIVED AND TAXES WITHHELD STATEMENT 1

T S EMPLOYER'S NAME	AMOUNT PAID	FEDERAL TAX WITHHELD	STATE TAX WITHHELD	CITY SDI TAX W/H	FICA TAX	MEDICARE TAX
DFAS-CIVPAY DIRECTORATE	394,821.	100,255.	18,941.		4,486.	5,725.
TOTALS	394,821.	100,255.	18,941.		4,486.	5,725.

SCHEDULE A STATE AND LOCAL INCOME TAXES STATEMENT 2

DESCRIPTION	AMOUNT
DFAS-CIVPAY DIRECTORATE	18,941.
ILLINOIS 1ST QTR ESTIMATE PAYMENTS	2,000.
ILLINOIS 2ND QTR ESTIMATE PAYMENTS	1,000.
ILLINOIS 3RD QTR ESTIMATE PAYMENTS	10,000.
TOTAL TO SCHEDULE A, LINE 5	31,941.

SCHEDULE A CASH CONTRIBUTIONS STATEMENT 3

DESCRIPTION	AMOUNT 50% LIMIT	AMOUNT 30% LIMIT
AMERICAN RED CROSS	2,000.	
AMERICAN RED CROSS NORTHERN NEW JERSEY	1,000.	
AMERICAN RED CROSS VERMONT/NEW HAMPSHIRE VALLEY	1,000.	
BOOK WORM ANGELS	500.	
BOYS & GIRLS CLUB	5,000.	
BOYS & GIRLS CLUB OF GREATER WASHINGTON	1,000.	
BREAD FOR THE CITY	500.	
CALVARY WOMEN'S SHELTER	1,000.	
CARE	2,000.	
CATHOLIC RELIEF SERVICES	500.	
CENTRAL ILLINOIS FOOD BANK	1,000.	
CITIZENS UNITED FOR RESEARCH IN EPILEPSY	1,000.	
CLINTON BUSH HAITI FOUNDATION	1,000.	
FISHER HOUSE FOUNDATION	117,130.	
GEORGE WASHINGTON HOSPITAL	2,000.	
HABITAT FOR HUMANITY	5,000.	

BARACK H. & MICHELLE L. OBAMA

ILLINOIS HEAD START ASSOCIATION	1,000.	
ILLINOIS READING COUNCIL	1,000.	
JUVENILE DIABETES RESEARCH FOUNDATION	1,000.	
LIFE PIECES TO MASTERPIECES	1,000.	
MIDTOWN EDUCATIONAL FOUNDATION	500.	
MIRIAM'S KITCHEN	500.	
MOSAIC YOUTH THEATRE OF DETROIT	500.	
MUJERES LATINAS EN ACCION	1,000.	
NATIONAL AIDS FUND	3,000.	
NATIONAL COALITION FOR HOMELESS VETERANS	1,000.	
NATIONAL CONGRESS OF BLACK WOMEN	500.	
NATIONAL MS SOCIETY	1,000.	
NATIONAL OVARIAN CANCER COALITION	500.	
NORTH STREET WOMEN'S SHELTER	1,000.	
ROCHELLE LEE FUND	1,000.	
ST. JOHN'S CHURCH	1,000.	
ST. LEO'S RESIDENCE FOR VETERANS	1,000.	
SIDWELL FRIENDS SCHOOL	5,000.	
THE CHRISTOPHER HOUSE	1,000.	
THE HARMONY PROJECT	1,000.	
TUSCALOOSA STORM RECOVERY FUND	1,000.	
UNITED NEGRO COLLEGE FUND	5,000.	
UNIVERSITY OF HAWAII FOUNDATION	1,000.	
SUBTOTALS	172,130.	
TOTAL TO SCHEDULE A, LINE 16		172,130.

SCHEDULE C	OTHER INCOME	STATEMENT	4
DESCRIPTION		AMOUNT	
DYSTELE & GODERICH		269,710.	
RANDOM HOUSE		218,218.	
TOTAL TO SCHEDULE C, LINE 6		487,928.	

FORM 8949 B	SHORT-TERM CAPITAL GAINS AND LOSSES		STATEMENT	5
DESCRIPTION OF PROPERTY	SALES PRICE	COST OR OTHER BASIS	ADJUSTMENTS TO GAIN OR LOSS	GAIN OR LOSS
200000 US TREASURY BILL	199,870.	199,494.		376.
TOTAL TO SCH D, LINE 2	199,870.	199,494.		376.

DESCRIPTION OF PROPERTY	SALES PRICE	COST OR OTHER BASIS	ADJUSTMENTS TO GAIN OR LOSS	GAIN OR LOSS
US TREASURY REDEEMED	800,000.	800,000.		0.
US TREASURY REDEEMED	1,000,000.	1,000,000.		0.
US TREASURY REDEEMED	968,000.	968,000.		0.
TOTAL TO SCH D, LINE 3	2,768,000.	2,768,000.		0.

SCHEDULE D	CAPITAL LOSS CARRYOVER	STATEMENT	7
1. ENTER THE AMOUNT FROM FORM 1040, LINE 41		511,176.	
2. ENTER THE LOSS FROM SCHEDULE D, LINE 21, AS A POSITIVE AMOUNT.		3,000.	
3. COMBINE LINES 1 AND 2. IF ZERO OR LESS, ENTER -0-		514,176.	
4. ENTER THE SMALLER OF LINE 2 OR LINE 3		3,000.	
5. ENTER THE LOSS FROM SCHEDULE D, LINE 7, AS A POSITIVE AMOUNT .			
6. ENTER THE GAIN, IF ANY, FROM SCHEDULE D, LINE 15			
7. ADD LINES 4 AND 6			
8. SHORT-TERM CAPITAL LOSS CARRYOVER TO NEXT YEAR. SUBTRACT LINE 7 FROM LINE 5. IF ZERO OR LESS, ENTER -0- . . .			
9. ENTER THE LOSS FROM SCHEDULE D, LINE 15, AS A POSITIVE AMOUNT.		119,527.	
10. ENTER THE GAIN, IF ANY, FROM SCHEDULE D, LINE 7		376.	
11. SUBTRACT LINE 5 FROM LINE 4. IF ZERO OR LESS, ENTER -0-		3,000.	
12. ADD LINES 10 AND 11		3,376.	
13. LONG-TERM CAPITAL LOSS CARRYOVER TO NEXT YEAR. SUBTRACT LINE 12 FROM LINE 9. IF ZERO OR LESS, ENTER -0- . . .		116,151.	

SCHEDULE SE	NON-FARM INCOME	STATEMENT	8
DESCRIPTION		AMOUNT	
AUTHOR		441,369.	
TOTAL TO SCHEDULE SE, LINE 2		441,369.	

FORM 1116	EXPENSES DIRECTLY ALLOCABLE TO FOREIGN INCOME	STATEMENT	9
DESCRIPTION	COUNTRY	AMOUNT	
OTHER EXPENSES DIRECTLY ALLOCATED	OTHER COUNTRIES	46,559.	
TOTAL TO FORM 1116, PART I, LINE 2		46,559.	

Form **709**

United States Gift (and Generation-Skipping Transfer) Tax Return

OMB No. 1545-0020

(For gifts made during calendar year 2011)

2011

Department of the Treasury
Internal Revenue Service

▶ See instructions.

1 Donor's first name and middle initial BARACK H.	2 Donor's last name OBAMA	3 Donor's social security number
4 Address (number, street, and apartment number) 1600 PENNSYLVANIA AVENUE, NW		5 Legal residence (domicile) ILLINOIS
6 City, state, and ZIP code WASHINGTON, DC 20500		7 Citizenship (see instructions) UNITED STATES
8 If the donor died during the year, check here <input type="checkbox"/> and enter date of death _____, _____, ____ Yes No		
9 If you extended the time to file this Form 709, check here <input type="checkbox"/>		
10 Enter the total number of donees listed on Schedule A. Count each person only once. ▶ 2		
11a Have you (the donor) previously filed a Form 709 (or 709-A) for any other year? If "No," skip line 11b. <input checked="" type="checkbox"/>		
b If the answer to line 11a is "Yes," has your address changed since you last filed Form 709 (or 709-A)? <input checked="" type="checkbox"/>		
12 Gifts by husband or wife to third parties. Do you consent to have the gifts (including generation-skipping transfers) made by you and by your spouse to third parties during the calendar year considered as made one-half by each of you? (See instr.) (If the answer is "Yes," the following information must be furnished and your spouse must sign the consent shown below. If the answer is "No," skip lines 13-18 and go to Sch. A.) <input checked="" type="checkbox"/>		
13 Name of consenting spouse MICHELLE L. OBAMA		14 SSN
15 Were you married to one another during the entire calendar year? (see instructions) <input checked="" type="checkbox"/>		
16 If 15 is "No," check whether <input type="checkbox"/> married <input type="checkbox"/> divorced or <input type="checkbox"/> widowed/deceased, and give date ▶		
17 Will a gift tax return for this year be filed by your spouse? (If "Yes," mail both returns in the same envelope.) <input checked="" type="checkbox"/>		
18 Consent of Spouse. I consent to have the gifts (and generation-skipping transfers) made by me and by my spouse to third parties during the calendar year considered as made one-half by each of us. We are both aware of the joint and several liability for tax created by the execution of this consent.		
Consenting spouse's signature ▶ <i>Michelle Obama</i>		Date ▶ <i>07-09-12</i>
1 Enter the amount from Schedule A, Part 4, line 11		1 0.
2 Enter the amount from Schedule B, line 3		2 0.
3 Total taxable gifts. Add lines 1 and 2		3 0.
4 Tax computed on amount on line 3 (see Table for Computing Gift Tax in instructions)		4 0.
5 Tax computed on amount on line 2 (see Table for Computing Gift Tax in instructions)		5 0.
6 Balance. Subtract line 5 from line 4		6 0.
7 Maximum unified credit (see instructions)		7 1,730,800.
8 Enter the unified credit against tax allowable for all prior periods (from Sch. B, line 1, col. C)		8
9 Balance. Subtract line 8 from line 7. Do not enter less than zero		9 1,730,800.
10 Enter 20% (.20) of the amount allowed as a specific exemption for gifts made after September 8, 1976, and before January 1, 1977 (see instructions)		10
11 Balance. Subtract line 10 from line 9. Do not enter less than zero		11 1,730,800.
12 Unified credit. Enter the smaller of line 6 or line 11		12 0.
13 Credit for foreign gift taxes (see instructions)		13
14 Total credits. Add lines 12 and 13		14
15 Balance. Subtract line 14 from line 6. Do not enter less than zero		15 0.
16 Generation-skipping transfer taxes (from Schedule C, Part 3, col. H, Total)		16
17 Total tax. Add lines 15 and 16		17 0.
18 Gift and generation-skipping transfer taxes prepaid with extension of time to file		18
19 If line 18 is less than line 17, enter balance due (see instructions)		19 0.
20 If line 18 is greater than line 17, enter amount to be refunded		20
Sign Here Under penalties of perjury, I declare that I have examined this return, including any accompanying schedules and statements, and to the best of my knowledge and belief, it is true, correct, and complete. Declaration of preparer (other than donor) is based on all information of which preparer has any knowledge. <i>[Signature]</i> 4-11-12 Signature of donor Date May the IRS discuss this return with the preparer shown below (see instructions)? <input checked="" type="checkbox"/> Yes <input type="checkbox"/> No		
Paid Preparer Use Only Print/Type preparer's name MICHAEL S. SOLHEIM, CPA <i>M.S.</i> Preparer's signature 4/9/12 Date Firm's name WINEBERG SOLHEIM HOWELL & SHAIN, PC Check <input type="checkbox"/> self-employed <input type="checkbox"/> PTN Firm's address 180 N LASALLE ST, STE 2200 Firm's EIN CHICAGO, IL 60601 Phone no		

Form 709 (2011) **BARACK H. OBAMA**

SCHEDULE A Computation of Taxable Gifts (including transfers in trust) (see instructions)

A Does the value of any item listed on Schedule A reflect an valuation discount? If "Yes," attach explanation Yes No

B Check here if you elect under section 529(c)(2)(B) to treat any transfers made this year to a qualified tuition program as made ratably over a 5-year period beginning this year. See instructions. Attach explanation.

Part 1 - Gifts Subject Only to Gift Tax. Gifts less political organization, medical, and educational exclusions. (see instructions)

A Item number	B Donee's name and address Relationship to donor (if any) If the gift was of securities, give CUSIP no. If closely held entity, give EIN	C Donor's adjusted basis of gift	D Date of gift	E Value at date of gift	F For split gifts, enter 1/2 of column F	G Net transfer (subtract col. G from col. F)	H
1	MALIA A. OBAMA CHICAGO, IL						
Gifts made by spouse - complete only if you are splitting gifts with your spouse and he/she also made gifts.							
1	MALIA A. OBAMA CHICAGO, IL						24,000.
Total of Part 1. Add amounts from Part 1, column H							

Part 2 - Direct Skips. Gifts that are direct skips and are subject to both gift tax and generation-skipping transfer tax. You must list the gifts in chronological order.

A Item number	B Donee's name and address Relationship to donor (if any) Description of gift If the gift was of securities, give CUSIP no. If closely held entity, give EIN	C 2632(b) election out	D Donor's adjusted basis of gift	E Date of gift	F Value at date of gift	G For split gifts, enter 1/2 of column F	H Net transfer (subtract col. G from col. F)
Gifts made by spouse - complete only if you are splitting gifts with your spouse and he/she also made gifts.							
Total of Part 2. Add amounts from Part 2, column H							

Part 3 - Indirect Skips. Gifts to trusts that are currently subject to gift tax and may later be subject to generation-skipping transfer tax. You must list these gifts in chronological order.

A Item number	B Donee's name and address Relationship to donor (if any) Description of gift If the gift was of securities, give CUSIP no. If closely held entity, give EIN	C 2632(c) election	D Donor's adjusted basis of gift	E Date of gift	F Value at date of gift	G For split gifts, enter 1/2 of column F	H Net transfer (subtract col. G from col. F)
Gifts made by spouse - complete only if you are splitting gifts with your spouse and he/she also made gifts.							
Total of Part 3. Add amounts from Part 3, column H							

(If more space is needed, attach additional sheets of same size.)

SCHEDULE A, PART I CONTINUATION SHEET

Part I - Gifts Subject Only to Gift Tax. Gifts less political organization, medical, and educational exclusions. (see instructions)

A Item number	B Donee's name and address • Relationship to donor (if any) • Description of gift • If the gift was of securities, give CUSIP no. • If closely held entity, give EIN	C	D Donor's adjusted basis of gift	E Date of gift	F Value at date of gift	G For split gifts, enter 1/2 of column F	H Net transfer (subtract col. G from col. F)
2	<p>DAUGHTER DONOR ELECTED UNDER SECTION 529(C)(2)(B) OF THE CODE TO TREAT A 2007 GIFT AS HAVING BEEN MADE RATABLY OVER A 5-YEAR PERIOD BEGINNING IN 2007. SEE ELECTION MADE WITH TAXPAYER'S 2007 GIFT TAX RETURN. NATASHA M. OBAMA CHICAGO, IL DAUGHTER DONOR ELECTED UNDER SECTION 529(C)(2)(B) OF THE CODE TO TREAT A 2007 GIFT AS HAVING BEEN MADE RATABLY OVER A 5-YEAR PERIOD BEGINNING IN 2007. SEE ELECTION MADE WITH TAXPAYER'S 2007 GIFT TAX RETURN.</p>		12,000.	01/01/11	12,000.	6,000.	6,000.
			12,000.	01/01/11	12,000.	6,000.	6,000.

Total of column H

12,000.

Part 4 - Taxable Gift Reconciliation

1	Total value of gifts of donor. Add totals from column H of Parts 1, 2, and 3	1	24,000.
2	Total annual exclusions for gifts listed on line 1 (see instructions)	2	24,000.
3	Total included amount of gifts. Subtract line 2 from line 1	3	0.
Deductions (see instructions)			
4	Gifts of interests to spouse for which a marital deduction will be claimed, based on item numbers _____ of Schedule A	4	
5	Exclusions attributable to gifts on line 4	5	
6	Marital deduction. Subtract line 5 from line 4	6	
7	Charitable deduction, based on item nos. _____ less exclusions	7	
8	Total deductions. Add lines 6 and 7	8	
9	Subtract line 8 from line 3	9	0.
10	Generation-skipping transfer taxes payable with this Form 709 (from Schedule C, Part 3, col. H, Total)	10	
11	Taxable gifts. Add lines 9 and 10. Enter here and on page 1, Part 2 - Tax Computation, line 1	11	0.

Terminable Interest (QTIP) Marital Deduction. (See instructions for Schedule A, Part 4, line 4.)

If a trust (or other property) meets the requirements of qualified terminable interest property under section 2523(f), and:

- a. The trust (or other property) is listed on Schedule A, and
- b. The value of the trust (or other property) is entered in whole or in part as a deduction on Schedule A, Part 4, line 4, then the donor shall be deemed to have made an election to have such trust (or other property) treated as qualified terminable interest property under section 2523(f).

If less than the entire value of the trust (or other property) that the donor has included in Parts 1 and 3 of Schedule A is entered as a deduction on line 4, the donor shall be considered to have made an election only as to a fraction of the trust (or other property). The numerator of this fraction is equal to the amount of the trust (or other property) deducted on Schedule A, Part 4, line 6. The denominator is equal to the total value of the trust (or other property) listed in Parts 1 and 3 of Schedule A.

If you make the QTIP election, the terminable interest property involved will be included in your spouse's gross estate upon his or her death (section 2044). See instructions for line 4 of Schedule A. If your spouse disposes (by gift or otherwise) of all or part of the qualifying life income interest, he or she will be considered to have made a transfer of the entire property that is subject to the gift tax. See *Transfer of Certain Life Estates Received From Spouse* in the instructions.

12 Election Out of QTIP Treatment of Annuities

Check here if you elect under section 2523(f)(6) not to treat as qualified terminable interest property any joint and survivor annuities that are reported on Schedule A and would otherwise be treated as qualified terminable interest property under section 2523(f). See instructions. Enter the item numbers from Schedule A for the annuities for which you are making this election

SCHEDULE B Gifts From Prior Periods

If you answered "Yes" on line 11a of page 1, Part 1, see the instructions for completing Schedule B. If you answered "No," skip to the Tax Computation on page 1 (or Schedule C, if applicable). See instructions for recalculation of the column C amounts. Attach calculations.

A Calendar year or calendar quarter (see instructions)	B Internal Revenue office where prior return was filed	C Amount of unified credit against gift tax for periods after December 31, 1976	D Amount of specific exemption for prior periods ending before January 1, 1977	E Amount of taxable gifts
2007	CINCINNATI, OH 45999			0.
2008	CINCINNATI, OH 45999			0.
2009	CINCINNATI, OH 45999			0.
2010	CINCINNATI, OH 45999			0.
1 Totals for prior periods				0.
2 Amount, if any, by which total specific exemption, line 1, column D is more than \$30,000				
3 Total amount of taxable gifts for prior periods. Add amount on line 1, column E and amount, if any, on line 2. Enter here and on page 1, Part 2 - Tax Computation, line 2				0.

(If more space is needed, attach additional sheets of same size.)

Form **709**

United States Gift (and Generation-Skipping Transfer) Tax Return

OMB No. 1545-0020

(For gifts made during calendar year 2011)

2011

Department of the Treasury
Internal Revenue Service

▶ See Instructions.

1 Donor's first name and middle initial MICHELLE L.		2 Donor's last name OBAMA		3 Donor's social security number	
4 Address (number, street, and apartment number) 1600 PENNSYLVANIA AVENUE, NW				5 Legal residence (domicile) ILLINOIS	
6 City, state, and ZIP code WASHINGTON, DC 20500				7 Citizenship (see instructions) UNITED STATES	
8 If the donor died during the year, check here <input type="checkbox"/> and enter date of death _____		Yes		No	
9 If you extended the time to file this Form 709, check here <input type="checkbox"/>					
10 Enter the total number of donees listed on Schedule A. Count each person only once. 2					
11a Have you (the donor) previously filed a Form 709 (or 709-A) for any other year? If "No," skip line 11b				<input checked="" type="checkbox"/>	
b If the answer to line 11a is "Yes," has your address changed since you last filed Form 709 (or 709-A)?				<input checked="" type="checkbox"/>	
12 Gifts by husband or wife to third parties. Do you consent to have the gifts (including generation-skipping transfers) made by you and by your spouse to third parties during the calendar year considered as made one-half by each of you? (See instr.) (If the answer is "Yes," the following information must be furnished and your spouse must sign the consent shown below. If the answer is "No," skip lines 13-18 and go to Sch. A.)				<input checked="" type="checkbox"/>	
13 Name of consenting spouse BARACK H. OBAMA				14 SSN	
15 Were you married to one another during the entire calendar year? (see instructions)				<input checked="" type="checkbox"/>	
16 If 15 is "No," check whether <input type="checkbox"/> married <input type="checkbox"/> divorced or <input type="checkbox"/> widowed/deceased, and give date ▶					
17 Will a gift tax return for this year be filed by your spouse? (If "Yes," mail both returns in the same envelope.)				<input checked="" type="checkbox"/>	
18 Consent of Spouse. I consent to have the gifts (and generation-skipping transfers) made by me and by my spouse to third parties during the calendar year considered as made one-half by each of us. We are both aware of the joint and several liability for tax created by the execution of this consent.					
Consenting spouse's signature				Date ▶ 04-11-12	

1	Enter the amount from Schedule A, Part 4, line 11	1	0.
2	Enter the amount from Schedule B, line 3	2	0.
3	Total taxable gifts. Add lines 1 and 2	3	0.
4	Tax computed on amount on line 3 (see Table for Computing Gift Tax in instructions)	4	0.
5	Tax computed on amount on line 2 (see Table for Computing Gift Tax in instructions)	5	0.
6	Balance. Subtract line 5 from line 4	6	0.
7	Maximum unified credit (see instructions)	7	1,730,800.
8	Enter the unified credit against tax allowable for all prior periods (from Sch. B, line 1, col. C)	8	
9	Balance. Subtract line 8 from line 7. Do not enter less than zero	9	1,730,800.
10	Enter 20% (.20) of the amount allowed as a specific exemption for gifts made after September 8, 1976, and before January 1, 1977 (see instructions)	10	
11	Balance. Subtract line 10 from line 9. Do not enter less than zero	11	1,730,800.
12	Unified credit. Enter the smaller of line 6 or line 11	12	0.
13	Credit for foreign gift taxes (see instructions)	13	
14	Total credits. Add lines 12 and 13	14	
15	Balance. Subtract line 14 from line 6. Do not enter less than zero	15	0.
16	Generation-skipping transfer taxes (from Schedule C, Part 3, col. H, Total)	16	
17	Total tax. Add lines 15 and 16	17	0.
18	Gift and generation-skipping transfer taxes prepaid with extension of time to file	18	
19	If line 18 is less than line 17, enter balance due (see instructions)	19	0.
20	If line 18 is greater than line 17, enter amount to be refunded	20	

Sign Here	Under penalties of perjury, I declare that I have examined this return, including any accompanying schedules and statements, and to the best of my knowledge and belief, it is true, correct, and complete. Declaration of preparer (other than donor) is based on all information of which preparer has any knowledge.				May the IRS discuss this return with the preparer shown below (see instructions)? <input checked="" type="checkbox"/> Yes <input type="checkbox"/> No	
					Date 10-09-12	
Paid Preparer Use Only	Print/Type preparer's name	Preparer's signature	Date	Check if self-employed	PTIN	
	MICHAEL S. SOLHEIM, CPA		1/9/12	<input type="checkbox"/>		
	Firm's name ▶ WINEBERG SOLHEIM HOWELL & SHAIN, PC	Firm's EIN ▶				
Firm's address ▶ 180 N LASALLE ST, STE 2200 CHICAGO, IL 60601				Phone no		

SCHEDULE A Computation of Taxable Gifts (including transfers in trust) (see instructions)

A Does the value of any item listed on Schedule A reflect any valuation discounts? If "Yes," attach explanation Yes No

B Check here if you elect under section 529(c)(2)(B) to treat any transfers made this year to a qualified tuition program as made ratably over a 5-year period beginning this year. See instructions. Attach explanation.

Part 1 - Gifts Subject Only to Gift Tax. Gifts less political organization, medical, and educational exclusions. (see instructions)

A Item number	B Donee's name and address Relationship to donor (if any) Description of gift If the gift was of securities, give CUSIP no. If closely held entity, give EIN	C Donor's adjusted basis of gift	D Date of gift	E Value at date of gift	F For split gifts, enter 1/2 of column F	G Net transfer (subtract col. G from col. F)	H
1	MALIA A. OBAMA CHICAGO, IL						
Gifts made by spouse - complete only if you are splitting gifts with your spouse and he/she also made gifts.							
1	MALIA A. OBAMA CHICAGO, IL						
Total of Part 1. Add amounts from Part 1, column H 24,000.							

Part 2 - Direct Skips. Gifts that are direct skips and are subject to both gift tax and generation-skipping transfer tax. You must list the gifts in chronological order.

A Item number	B Donee's name and address Relationship to donor (if any) Description of gift If the gift was of securities, give CUSIP no. If closely held entity, give EIN	C 2632(b) election out	D Donor's adjusted basis of gift	E Date of gift	F Value at date of gift	G For split gifts, enter 1/2 of column F	H Net transfer (subtract col. G from col. F)
Gifts made by spouse - complete only if you are splitting gifts with your spouse and he/she also made gifts.							
Total of Part 2. Add amounts from Part 2, column H							

Part 3 - Indirect Skips. Gifts to trusts that are currently subject to gift tax and may later be subject to generation-skipping transfer tax. You must list these gifts in chronological order.

A Item number	B Donee's name and address Relationship to donor (if any) Description of gift If the gift was of securities, give CUSIP no. If closely held entity, give EIN	C 2632(c) election	D Donor's adjusted basis of gift	E Date of gift	F Value at date of gift	G For split gifts, enter 1/2 of column F	H Net transfer (subtract col. G from col. F)
Gifts made by spouse - complete only if you are splitting gifts with your spouse and he/she also made gifts.							
Total of Part 3. Add amounts from Part 3, column H							

(if more space is needed, attach additional sheets of same size.)

SCHEDULE A, PART I CONTINUATION SHEET

Part 1 - Gifts Subject Only to Gift Tax. Gifts less political organization, medical, and educational exclusions. (See instructions)

A Item number	B Donee's name and address • Relationship to donor (if any) • Description of gift • If the gift was of securities, give CUSIP no. • If closely held entity, give EIN	C	D Donor's adjusted basis of gift	E Date of gift	F Value at date of gift	G For split gifts, enter 1/2 of column F	H Net transfer (subtract col. G from col. F)
2	NATASHA M. OBAMA CHICAGO, IL DAUGHTER DONOR ELECTED UNDER SECTION 529(C)(2)(B) OF THE CODE TO TREAT A 2007 GIFT AS HAVING BEEN MADE RATABLY OVER A 5-YEAR PERIOD BEGINNING IN 2007. SEE ELECTION MADE WITH TAXPAYER'S 2007 GIFT TAX RETURN.		12,000.	01/01/11	12,000.	6,000.	6,000.
	DAUGHTER DONOR ELECTED UNDER SECTION 529(C)(2)(B) OF THE CODE TO TREAT A 2007 GIFT AS HAVING BEEN MADE RATABLY OVER A 5-YEAR PERIOD BEGINNING IN 2007. SEE ELECTION MADE WITH TAXPAYER'S 2007 GIFT TAX RETURN.		12,000.	01/01/11	12,000.	6,000.	6,000.

Part 4 - Taxable Gift Reconciliation

1	Total value of gifts of donor. Add totals from column H of Parts 1, 2, and 3	1	24,000.
2	Total annual exclusions for gifts listed on line 1 (see instructions)	2	24,000.
3	Total included amount of gifts. Subtract line 2 from line 1	3	0.
Deductions (see instructions)			
4	Gifts of interests to spouse for which a marital deduction will be claimed, based on item numbers _____ of Schedule A	4	
5	Exclusions attributable to gifts on line 4	5	
6	Marital deduction. Subtract line 5 from line 4	6	
7	Charitable deduction, based on item nos. _____ less exclusions	7	
8	Total deductions. Add lines 6 and 7	8	
9	Subtract line 8 from line 3	9	0.
10	Generation-skipping transfer taxes payable with this Form 709 (from Schedule C, Part 3, col. H, Total)	10	
11	Taxable gifts. Add lines 9 and 10. Enter here and on page 1, Part 2 - Tax Computation, line 1	11	0.

Terminable Interest (QTIP) Marital Deduction. (See instructions for Schedule A, Part 4, line 4.)

If a trust (or other property) meets the requirements of qualified terminable interest property under section 2523(f), and:

- a. The trust (or other property) is listed on Schedule A, and
- b. The value of the trust (or other property) is entered in whole or in part as a deduction on Schedule A, Part 4, line 4, then the donor shall be deemed to have made an election to have such trust (or other property) treated as qualified terminable interest property under section 2523(f).

If less than the entire value of the trust (or other property) that the donor has included in Parts 1 and 3 of Schedule A is entered as a deduction on line 4, the donor shall be considered to have made an election only as to a fraction of the trust (or other property). The numerator of this fraction is equal to the amount of the trust (or other property) deducted on Schedule A, Part 4, line 6. The denominator is equal to the total value of the trust (or other property) listed in Parts 1 and 3 of Schedule A.

If you make the QTIP election, the terminable interest property involved will be included in your spouse's gross estate upon his or her death (section 2044). See instructions for line 4 of Schedule A. If your spouse disposes (by gift or otherwise) of all or part of the qualifying life income interest, he or she will be considered to have made a transfer of the entire property that is subject to the gift tax. See *Transfer of Certain Life Estates Received From Spouse* in the instructions.

12 Election Out of QTIP Treatment of Annuities

Check here if you elect under section 2523(f)(6) not to treat as qualified terminable interest property any joint and survivor annuities that are reported on Schedule A and would otherwise be treated as qualified terminable interest property under section 2523(f). See instructions. Enter the item numbers from Schedule A for the annuities for which you are making this election

SCHEDULE B Gifts From Prior Periods

If you answered "Yes" on line 11a of page 1, Part 1, see the instructions for completing Schedule B. If you answered "No," skip to the Tax Computation on page 1 (or Schedule C, if applicable). See instructions for recalculation of the column C amounts. Attach calculations.

A Calendar year or calendar quarter (see instructions)	B Internal Revenue office where prior return was filed	C Amount of unified credit against gift tax for periods after December 31, 1976	D Amount of specific exemption for prior periods ending before January 1, 1977	E Amount of taxable gifts
2007	CINCINNATI, OH 45999			0.
2008	CINCINNATI, OH 45999			0.
2009	CINCINNATI, OH 45999			0.
2010	CINCINNATI, OH 45999			0.
1 Totals for prior periods				0.
2 Amount, if any, by which total specific exemption, line 1, column D is more than \$30,000				
3 Total amount of taxable gifts for prior periods. Add amount on line 1, column E and amount, if any, on line 2. Enter here and on page 1, Part 2 - Tax Computation, line 2				0.

(If more space is needed, attach additional sheets of same size.)

Step 1: Personal Information

BARACK H. OBAMA
MICHELLE L. OBAMA
1600 PENNSYLVANIA AVENUE NW
WASHINGTON, DC 20500

C Filing status (see instructions)
Single or head of household Married filing jointly Married filing separately Widowed

D Check if same-sex civil union return (see instructions)

Step 2: (Whole dollars only)

Income	1	Federal adjusted gross income from your U.S. 1040, Line 37; U.S. 1040A, Line 21; or U.S. 1040EZ, Line 4.	1	<u>789,674</u>	.00
	2	Federally tax-exempt interest and dividend income from your U.S. 1040 or 1040A, Line 8b; or U.S. 1040EZ.	2		.00
	3	Other additions. Attach Schedule M.	3		.00
	4	Total income. Add Lines 1 through 3.	4	<u>789,674</u>	.00

Staple W-2 and 1099 forms here

Step 3:

Base Income	5	Social Security benefits and certain retirement plan income received if included in Line 1. Attach Page 1 of federal return.	5		.00
	6	Illinois Income Tax overpayment included in U.S. 1040, Line 10.	6		.00
	7	Other subtractions. Attach Schedule M. Check if Line 7 includes any amount from Schedule 1299-C.	7	<u>10,623</u>	.00
	8	Add Lines 5, 6, and 7. This is the total of your subtractions.	8	<u>10,623</u>	.00
	9	Illinois base income. Subtract Line 8 from Line 4.	9	<u>779,051</u>	.00

Step 4:

Exemptions	10	a Number of exemptions from your federal return. <u>4</u> x \$2,000	a	<u>8,000</u>	.00
		b If someone can claim you as a dependent, see instructions. ___ x \$2,000	b		.00
		c Check if 65 or older: You + Spouse = ___ x \$1,000	c		.00
		d Check if legally blind: You + Spouse = ___ x \$1,000	d		.00
	10	Exemption allowance. Add Lines a through d.	10	<u>8,000</u>	.00

Step 5:

Net Income	11	Residents: Net income. Subtract Line 10 from Line 9. Skip Line 12.	11	<u>771,051</u>	.00
	12	Nonresidents and part-year residents: Check the box that applies to you during 2011 Nonresident Part-year resident, and write the Illinois base income from Sch. NR. Attach Sch. NR.	12		.00

Step 6:

Tax	13	Residents: Multiply Line 11 by 5% (.05). Nonresidents and part-year residents: Write the tax from Schedule NR.	13	<u>38,553</u>	.00
	14	Recapture of investment tax credits. Attach Schedule 4255.	14		.00
	15	Income tax. Add Lines 13 and 14. Cannot be less than zero.	15	<u>38,553</u>	.00

Staple your check

Step 7:

Tax After Non-refundable Credits	16	Income tax paid to another state while an Illinois resident. Attach Schedule CR.	16		.00
	17	Property tax and K-12 education expense credit amount from Schedule ICR. Attach Schedule ICR.	17		.00
	18	Credit amount from Schedule 1299-C. Attach Schedule 1299-C.	18		.00
	19	Add Lines 16, 17, and 18. This is the total of your credits. Cannot exceed the tax amount on Line 15.	19		.00
	20	Tax after nonrefundable credits. Subtract Line 19 from Line 15.	20	<u>38,553</u>	.00

	21	Tax after nonrefundable credits from Page 1, Line 20.	21	<u>38,553.00</u>
Step 8:	22	Household employment tax. See instructions.	22	<u>.00</u>
Other Taxes	23	Use tax on internet, mail order, or other out-of-state purchases from UT Worksheet or UT Table in the instructions. Do not leave blank.	23	<u>0.00</u>
	24	Total Tax. Add Lines 21, 22, and 23.	24	<u>38,553.00</u>
Step 9:	25	Illinois Income Tax withheld. Attach W-2 and 1099 forms.	25	<u>18,941.00</u>
Payments	26	Estimated payments from Forms IL-1040-ES and IL-505-I, including overpayment applied from 2010 return.	26	<u>19,000.00</u>
and				
Refundable	27	Pass-through entity tax payments. Attach Schedule K-1-P or K-1-T.	27	<u>.00</u>
Credit	28	Earned Income Credit from Schedule ICR. Attach Schedule ICR.	28	<u>.00</u>
	29	Total payments and refundable credit. Add Lines 25 through 28.	29	<u>37,941.00</u>
Step 10:	30	Overpayment. If Line 29 is greater than Line 24, subtract Line 24 from Line 29.	30	<u>.00</u>
Result	31	Underpayment. If Line 24 is greater than Line 29, subtract Line 29 from Line 24.	31	<u>612.00</u>
Step 11:	32	Late-payment penalty for underpayment of estimated tax.	32	<u>.00</u>
Underpayment of Estimated Tax Penalty and Donations	a	Check if at least two-thirds of your federal gross income is from farming.	<input type="checkbox"/>	
	b	Check if you or your spouse are 65 or older and permanently living in a nursing home.	<input type="checkbox"/>	
	c	Check if your income was not received evenly during the year and you annualized your income on Form IL-2210. Attach Form IL-2210.	<input checked="" type="checkbox"/>	
	33	Voluntary charitable donations. Attach Schedule G.	33	<u>.00</u>
	34	Total penalty and donations. Add Lines 32 and 33.	34	<u>.00</u>
Step 12:	35	If you have an overpayment on Line 30 and this amount is greater than Line 34, subtract Line 34 from Line 30. This is your remaining overpayment.	35	<u>.00</u>
Refund or Amount You Owe	36	Amount from Line 35 you want refunded to you.	36	<u>.00</u>
	37	Complete to direct deposit your refund Routing number _____ <input type="checkbox"/> Checking or <input type="checkbox"/> Savings Account number _____		
	38	Subtract Line 36 from Line 35. This amount will be applied to your 2012 estimated tax.	38	<u>.00</u>
	39	If you have an underpayment on Line 31, add Lines 31 and 34. OR If you have an overpayment on Line 30 and this amount is less than Line 34, subtract Line 30 from Line 34. This is the amount you owe.	39	<u>612.00</u>

Step 13: Under penalties of perjury, I state that I have examined this return, and, to the best of my knowledge, it is true, correct, and complete.

Sign and Date

Your signature: [Signature] Date: 4/11/12 Daytime phone number: _____ Your spouse's signature: [Signature] Date: _____

Paid preparer's signature: [Signature] Date: 4/11/12 Preparer's phone number: _____ Preparer's FEIN, SSN, or PTIN: _____

Third Party Designee Check, and complete below, if you want to allow another person to discuss this return with the Illinois Department of Revenue.

Designee's Name (please print) _____ Designee's Phone number _____

Form 1099-G Information Next year (in January 2013), we will no longer automatically mail 1099-G forms. Instead, we ask that you get this information from our website. Check the box if you still want us to mail you a paper Form 1099-G next year.

<input checked="" type="checkbox"/>	If no payment enclosed, mail to: ILLINOIS DEPARTMENT OF REVENUE PO BOX 1040 GALESBURG IL 61402-1040	<input type="checkbox"/>	If payment enclosed, mail to: ILLINOIS DEPARTMENT OF REVENUE SPRINGFIELD IL 62726-0001
-------------------------------------	--	--------------------------	--

Read this information first

Complete this schedule if you are required to add certain income on Form IL-1040, Line 3, or if you are entitled to take subtractions on Form IL-1040, Line 7.

Note If you are required to complete Schedule 1299-C, Schedule F, or Form IL-4562, you must do so before you complete this schedule.

Step 1: Provide the following information

BARACK H. & MICHELLE L. OBAMA

Your name as shown on Form IL-1040.

Your Social Security number.

Step 2: Figure your additions for Form IL-1040, Line 3

Write the amount of

(Whole dollars only)

1	Your child's federally tax-exempt interest and dividend income as reported on U.S. Form 8814	1	_____	.00
2	Distributive share of additions you received from a partnership, S corporation, trust, or estate. Attach Illinois Schedule K-1-P or Schedule K-1-T.	2	_____	.00
3	Lloyds plan of operations loss, if reported on your behalf on Form IL-1023-C and included in your adjusted gross income	3	_____	.00
4	Earnings distributed from IRC Section 529 college savings and tuition programs if not included in your adjusted gross income (Do not include distributions from "Bright Start," "Bright Directions," or "College Illinois" programs or programs that meet certain disclosure requirements - see instructions.)	4	_____	.00
5	Illinois special depreciation addition amount from Form IL-4562, Step 2, Line 4. Attach Form IL-4562.	5	_____	.00
6	Business expense recapture (nonresidents only)	6	_____	.00
7	Recapture of deductions for contributions to Illinois college savings plans transferred to an out-of-state plan	7	_____	.00
8	Credit taken on Schedule 1299-C for student-assistance contributions you made as an employer	8	_____	.00
9	Recapture of deductions for contributions to college savings plans withdrawn for nonqualified expenses or refunded	9	_____	.00
10	Other income - Identify each item _____	10	_____	.00
11	Add Lines 1 through 10. Write the amount here and on Form IL-1040, Line 3.	11	_____	.00

Step 3: Figure your subtractions for Form IL-1040, Line 7

Write the amount of

12	Contributions made to the following college savings plans:			
a	"Bright Start" College Savings Pool	12a	_____	.00
b	"College Illinois" Prepaid Tuition Program	12b	_____	.00
c	"Bright Directions" College Savings Pool	12c	_____	.00
13	Distributive share of subtractions from a partnership, S corporation, trust, or estate. (Do not include any amounts contained in Lines 20 or 22 of this schedule.) Attach Illinois Schedule K-1-P or K-1-T identifying you as the partner, shareholder, or beneficiary and listing your Social Security number.	13	_____	.00
14	Restoration of amounts held under claim of right under Internal Revenue Code, Section 1341	14	_____	.00
15	Contributions to a job training project	15	_____	.00
16	Expenses related to federal credits or federally tax-exempt income	16	_____	.00
17	Interest earned on investments through the Home Ownership Made Easy Program	17	_____	.00
18	Illinois special depreciation subtraction amount from Form IL-4562, Step 3, Line 10. Attach Form IL-4562.	18	_____	.00
19	Military pay earned. Attach military W-2.	19	_____	.00
20	U.S. Treasury bonds, bills, notes, savings bonds, and U.S. agency interest from U.S. 1040A or 1040. Attach a copy of U.S. 1040A or 1040, Schedule B, if required federally. SEE STATEMENT 3	20	10,623	.00
21	August 1, 1969, valuation limitation amount from your Schedule F, Line 17. Attach Schedule F and required federal forms.	21	_____	.00
22	Enterprise or river edge redevelopment zone and high impact business dividend subtraction amount from your Schedule 1299-C, Step 2, Line 10. Attach Schedule 1299-C.	22	_____	.00
23	Add Lines 12a through 22 and write the amount here and on Page 2, Line 24.	23	10,623	.00

Step 3: Continued

24	Write the amount from Page 1, Line 23.	24	<u>10,623.00</u>
25	Recovery of items previously deducted on U.S. 1040, Schedule A (including refunds of any state and local income taxes, other than Illinois). Attach a copy of U.S. 1040, Page 1, and required federal forms.	25	<u>.00</u>
26	Ridesharing money and other benefits	26	<u>.00</u>
27	Payment of life insurance, endowment, or annuity benefits received	27	<u>.00</u>
28	Lloyds plan of operations income if reported on your behalf on Form IL-1023-C	28	<u>.00</u>
29	Income earned by certain trust accounts established under the Illinois Pre-Need Cemetery Sales Act	29	<u>.00</u>
30	Education loan repayments made for primary care physicians who agree to practice in designated shortage areas under the Family Practice Residency Act	30	<u>.00</u>
31	Reparations or other amounts received as a victim of persecution by Nazi Germany	31	<u>.00</u>
32	Interest on the following tax-exempt obligations of Illinois state and local government. Do not include interest you received indirectly through owning shares in a mutual fund.		
a	Illinois Housing Development Authority bonds and notes (except housing-related commercial facilities bonds and notes)	32a	<u>.00</u>
b	Export Development Act of 1983 bonds	32b	<u>.00</u>
c	Illinois Development Finance Authority bonds, notes, and other obligations (venture fund and infrastructure bonds only)	32c	<u>.00</u>
d	Quad Cities Regional Economic Development Authority bonds and notes (if declared to be exempt from taxation by the Authority)	32d	<u>.00</u>
e	College Savings bonds	32e	<u>.00</u>
f	Illinois Sports Facilities Authority bonds	32f	<u>.00</u>
g	Higher Education Student Assistance Act bonds	32g	<u>.00</u>
h	Illinois Development Finance Authority bonds issued under the Illinois Development Finance Authority Act, Sections 7.80 through 7.87	32h	<u>.00</u>
i	Rural Bond Bank Act bonds and notes	32i	<u>.00</u>
j	Illinois Development Finance Authority bonds issued under the Asbestos Abatement Finance Act	32j	<u>.00</u>
k	Quad Cities Interstate Metropolitan Authority bonds	32k	<u>.00</u>
l	Southwestern Illinois Development Authority bonds	32l	<u>.00</u>
m	Illinois Finance Authority bonds issued under the Illinois Finance Authority Act, Sections 820.60 and 825.55 or the Asbestos Abatement Finance Act	32m	<u>.00</u>
n	Illinois Power Agency bonds issued by the Illinois Finance Authority	32n	<u>.00</u>
o	Central Illinois Economic Development Authority bonds	32o	<u>.00</u>
p	Eastern Illinois Economic Development Authority bonds	32p	<u>.00</u>
q	Southeastern Illinois Economic Development Authority bonds	32q	<u>.00</u>
r	Southern Illinois Economic Development Authority bonds	32r	<u>.00</u>
s	Illinois Urban Development Authority bonds	32s	<u>.00</u>
t	Downstate Illinois Sports Facilities Authority bonds	32t	<u>.00</u>
u	Western Illinois Economic Development Authority bonds	32u	<u>.00</u>
v	Upper Illinois River Valley Development Authority Act bonds	32v	<u>.00</u>
33	Interest on the following non-U.S. government bonds.		
a	Bonds issued by the government of Guam	33a	<u>.00</u>
b	Bonds issued by the government of Puerto Rico	33b	<u>.00</u>
c	Bonds issued by the government of the Virgin Islands	33c	<u>.00</u>
d	Bonds issued by the government of American Samoa	33d	<u>.00</u>
e	Bonds issued by the government of the Northern Mariana Islands	33e	<u>.00</u>
f	Mutual mortgage insurance fund bonds	33f	<u>.00</u>
34	Amount of your child's interest from U.S. Treasury and U.S. agency obligations or from sources in Line 20, 32 or 33 as reported on U.S. Form 8814	34	<u>.00</u>
35	Railroad unemployment income. Attach Form 1099-G and a copy of page 1 of your federal return.	35	<u>.00</u>
36	Unjust imprisonment compensation awarded by Illinois Court of Claims	36	<u>.00</u>
37	Distributions from "Bright Start," "College Illinois," and "Bright Directions" college savings plan if included in Line 1 because you claimed a federal American Opportunity or Lifetime Learning Credit	37	<u>.00</u>
38	Add Lines 24 through 37. Write the amount here and on Form IL-1040, Line 7.	38	<u>10,623.00</u>

2011 IL-2210 Computation of Penalties for Individuals

Attach to your Form IL-1040

IL Attachment No. 19

Read this information first- We encourage you to let us figure your penalties and send you a bill instead of completing this form yourself.

We will waive the late payment penalty for underpayment of estimated tax if you timely paid the lesser of 100 percent (rather than 150 percent, as previously published) of the prior year's tax liability or 90 percent of the current year's tax liability. If you elect to complete Form IL-2210, this form reflects that waiver for original returns only. Do not use this form if you are filing Form IL-1040-X, Amended Individual Income Tax Return, after the extended due date of the return.

Step 1: Provide the following information

BARACK H. & MICHELLE L. OBAMA

Your name as shown on Form IL-1040

Your Social Security number

Note: If your prior year tax return was filed using a different Social Security number than the number above, write that number here.

Step 2: Figure your required installments

	A This year	B Last year
1 Write the amount of your total income tax from each tax return. See instructions.	1 <u>38,553.</u>	<u>51,568.</u>
2 Write the amount of credits from each tax return. See instructions.	2 _____	_____
3 Subtract Line 2 from Line 1.	3 <u>38,553.</u>	<u>51,568.</u>
4a Write the total amount of this year's Illinois withholding from your W-2 forms.	4a <u>18,941.</u>	_____
4b Write the total amount of any pass-through entity payments made on your behalf.	4b _____	_____
4c Add Lines 4a and 4b and write the result here.	4c <u>18,941.</u>	_____
5 Subtract Line 4c from Line 3.	5 <u>19,612.</u>	_____
6 Multiply Column A, Line 3, by 90% (.9).	6 <u>34,698.</u>	_____
7 If Line 5 is \$500 or less or if you are not required to make estimated tax payments, write "0," and go to Step 3. Otherwise, write the lesser of Column A, Line 6, or Column B, Line 3.	7 <u>34,698.</u>	_____
8 Divide the amount written on Line 7 by four. This is the amount of each required installment. (If you use the annualized income installment method, see instructions.)	8 <u>8,675.</u>	_____

	Quarter 1 15th day of 4th month of tax year	Quarter 2 15th day of 6th month of tax year	Quarter 3 15th day of 9th month of tax year	Quarter 4 15th day of 1st mo. after end of tax year
9a Write the installment due date for each quarter. See instructions	<u>04/15/11</u>	<u>06/15/11</u>	<u>09/15/11</u>	<u>01/17/12</u>
9b Write the required installment. See instructions.	<u>6,260.</u>	<u>6,119.</u>	<u>13,646.</u>	<u>8,673.</u>
10a Write any credit carried forward from the prior year	_____	Skip this line for Quarter 2.	Skip this line for Quarter 3.	Skip this line for Quarter 4.
10b Write the amount of tax withheld	<u>4,735.</u>	<u>4,735.</u>	<u>4,735.</u>	<u>4,736.</u>
10c Write the amount of pass-through payments	_____	_____	_____	_____
10d Add Lines 10a through 10c in each column	<u>4,735.</u>	<u>4,735.</u>	<u>4,735.</u>	<u>4,736.</u>
11 Subtract Line 10d from Line 9b. If the amount is negative, use brackets.	<u>1,525.</u>	<u>1,384.</u>	<u>8,911.</u>	<u>3,937.</u>
12 If the amount on Line 13 of the previous quarter is negative, write that amount as a positive here. Otherwise, write "0."	Skip this line for Quarter 1.	<u>0.</u>	<u>0.</u>	<u>0.</u>
13 Subtract Line 12 from Line 11. If the amount is negative, use brackets.	<u>1,525.</u>	<u>1,384.</u>	<u>8,911.</u>	<u>3,937.</u>

Continue with Step 3 on Page 2 →

Step 3: Figure your unpaid tax

- 14 Write the amount from Column A, Line 3. 14 38,553.
 15 Write the amount of household employment tax from IL-1040, Line 22. 15 _____
 16 Write the amount of use tax from IL-1040, Line 23. 16 _____
 17 Add Lines 14 through 16. Write the total amount here. 17 38,553.
 18 Write the total amount of all payments made on or before the original due date of your tax return. Include any credit carried forward from the prior year, your total estimated payments made this year, Form 505-1 payments, the pass-through entity payments made on your behalf, and your withholding as shown on your W-2 forms. Compare that total to the total of Line 9b, Quarters 1 through 4, and write the greater amount here. 18 38,553.
 19 Subtract Line 18 from Line 17. If the amount is
 • positive, write that amount here. Write this amount in Penalty Worksheet 2, Line 23, Column C and continue to Step 4.
 • zero or negative, write that amount here and, if negative, use brackets. 19 0.

Step 4: Figure your late-payment penalty

Use Penalty Worksheet 1 to figure your late-payment penalty for underpayment of estimated tax.
 Use Penalty Worksheet 2 to figure your late-payment penalty for unpaid tax.

Note You must follow the instructions in order to properly complete the penalty worksheets.

- 20 Write the amount and the date of each payment you made. See instructions.

Amount	Date paid	Amount	Date paid	Amount	Date paid
a <u>2,000.</u>	<u>04/18/11</u>	e _____	_____	i _____	_____
b <u>1,000.</u>	<u>06/15/11</u>	f _____	_____	j _____	_____
c <u>10,000.</u>	<u>09/15/11</u>	g _____	_____	k _____	_____
d <u>6,000.</u>	<u>01/17/12</u>	h _____	_____	l _____	_____

Penalty rates

Number of days late	Penalty rate
1 - 3002
31 or more10

Penalty Worksheet 1 - Late-payment penalty for underpayment of estimated tax

Note If you paid the required amount from Line 13 by the payment due date for each quarter, do not complete this worksheet.

- 21 Write the unpaid amounts from Line 13, Quarters 1 through 4, on the first line of the appropriate quarters in Column C below.

A Period	B Due date	C Unpaid amount	D Payment applied	E Balance due (Col. C - Col. D)	F Payment date	G Number of days late	H Penalty rate (See above)	I Penalty
Qtr 1	<u>04/15/11</u>	<u>1,525.</u>		<u>1,525.</u>	<u>04/18/11</u>			
		<u>1,525.</u>	<u>2,000.</u>	<u>-475.</u>	<u>04/18/11</u>			
Qtr 2	<u>06/15/11</u>	<u>1,384.</u>		<u>1,384.</u>	<u>06/15/11</u>			
		<u>1,384.</u>	<u>475.</u>	<u>909.</u>	<u>06/15/11</u>			
		<u>909.</u>	<u>1,000.</u>	<u>-91.</u>	<u>06/15/11</u>			
Qtr 3	<u>09/15/11</u>	<u>8,911.</u>		<u>8,911.</u>	<u>09/15/11</u>			
		<u>8,911.</u>	<u>91.</u>	<u>8,820.</u>	<u>09/15/11</u>			
		<u>8,820.</u>	<u>10,000.</u>	<u>-1,180.</u>	<u>09/15/11</u>			
Qtr 4	<u>01/17/12</u>	<u>3,937.</u>		<u>3,937.</u>	<u>01/17/12</u>			
		<u>3,937.</u>	<u>1,180.</u>	<u>2,757.</u>	<u>01/17/12</u>			
		<u>2,757.</u>	<u>6,000.</u>	<u>-3,243.</u>	<u>01/17/12</u>			

- 22 Add Column I, Quarters 1 through 4. This is your late-payment penalty for underpayment of estimated tax.

Write the total amount here and on your Form IL-1040, Line 32 (round to whole dollars).

22 0

Note You may apply any remaining overpayment from Quarter 4, Column E above to any underpayment when figuring Penalty Worksheet 2, only if the payment date in Column F is after the original due date of the return.

Penalty Worksheet 2 - Late-payment penalty for unpaid tax

23 Write any positive amount from Line 19 on the first line of Column C below.

A Return	B Due date	C Unpaid amount	D Payment applied	E Balance due (Col. C - Col. D)	F Payment date	G Number of days late	H Penalty rate (See above)	I Penalty

24 Add Column I. This is your late-payment penalty for unpaid tax.
Write the total amount here and on Line 33.

24 _____

Step 5: Figure your late-filing penalty and the amount you owe

Note Figure your late-filing penalty only if

- you are filing your tax return after your extended due date, and
- your tax was not paid on or before your original due date.

Figure your late-filing penalty.

- 25 Write the amount from Form IL-1040, Line 15. 25 _____
- 26 Write the amount of household employment tax from Form IL-1040, Line 22. 26 _____
- 27 Write the amount of use tax from Form IL-1040, Line 23. 27 _____
- 28 Add Lines 25 through 27. Write the total amount here. 28 _____
- 29 Write the total amount of credits and payments made on or before your original due date. 29 _____
- 30 Subtract Line 29 from Line 28. 30 _____
- 31 Multiply the amount on Line 30 by 2% (.02). 31 _____
- 32 Write the lesser of Line 31 or \$250. This is your late-filing penalty. 32 _____

Figure the amount you owe.

- 33 Write any late-payment penalty for unpaid tax from Line 24. 33 _____
- 34 Write any late-filing penalty from Line 32. 34 _____
- 35 If you have an overpayment on Form IL-1040, Line 35, write that amount as a <negative number>. 35 _____
If you have an amount due on Form IL-1040, Line 39, write that amount as a positive number.
- 36 Add Lines 33 through 35. If the result is a negative number, this is the amount you are overpaid (before any amount applied to next year's estimated tax). If the result is a positive number, this is the amount you owe. See Form IL-1040, Line 39, instructions for your payment options. 36 _____

Continue to Step 6 on Page 4, if annualizing your income.

Step 6: Complete the annualization worksheet for Step 2, Line 9b

Complete this worksheet only if your income was not received evenly throughout the year and you choose to annualize your income. Complete Lines 37 through 53 of one column before going to the next, beginning with Column A.

	A	B	C	D
	First 3 months	First 5 months	First 8 months	All 12 months
37 Write your Illinois base income for each period. See instructions.	37 <u>141,100.</u>	<u>232,570.</u>	<u>520,896.</u>	<u>779,051.</u>
38 Annualization factors.	38 <u>4</u>	<u>2.4</u>	<u>1.5</u>	<u>1</u>
39 Multiply Line 37 by Line 38. This is your annualized income.	39 <u>564,400.</u>	<u>558,168.</u>	<u>781,344.</u>	<u>779,051.</u>
40 Exemptions. See instructions.	40 <u>8,000.</u>	<u>8,000.</u>	<u>8,000.</u>	<u>8,000.</u>
41 Subtract Line 40 from Line 39. This is your Illinois net income.	41 <u>556,400.</u>	<u>550,168.</u>	<u>773,344.</u>	<u>771,051.</u>
42 Multiply Line 41 by 5% (.05).	42 <u>27,820.</u>	<u>27,508.</u>	<u>38,667.</u>	<u>38,553.</u>
43 For each period, write the amount you wrote on Step 2, Line 2, Column A.	43 _____	_____	_____	_____
44 Subtract Line 43 from Line 42.	44 <u>27,820.</u>	<u>27,508.</u>	<u>38,667.</u>	<u>38,553.</u>
45 Applicable percentage.	45 <u>22.5% (.225)</u>	<u>45% (.450)</u>	<u>67.5% (.675)</u>	<u>90% (.900)</u>
46 Multiply Line 44 by Line 45. This is your annualized installment.	46 <u>6,260.</u>	<u>12,379.</u>	<u>26,100.</u>	<u>34,698.</u>
47 Add the amounts on Line 53 of each of the preceding columns and write the total here.	47 <u>Skip this line for Column A.</u>	<u>6,260.</u>	<u>12,379.</u>	<u>26,025.</u>
48 Subtract Line 47 from Line 46. If less than zero, write "0."	48 <u>6,260.</u>	<u>6,119.</u>	<u>13,721.</u>	<u>8,673.</u>
49 Write the amount you would have entered in Step 2, Line 9b, if you were not annualizing.	49 <u>8,675.</u>	<u>8,675.</u>	<u>8,675.</u>	<u>8,673.</u>
50 Write the amount from Line 52 of the preceding column.	50 <u>Skip this line for Column A.</u>	<u>2,415.</u>	<u>4,971.</u>	_____
51 Add Lines 49 and 50.	51 <u>8,675.</u>	<u>11,090.</u>	<u>13,646.</u>	<u>8,673.</u>
52 If Line 51 is greater than Line 48, subtract Line 48 from Line 51. Otherwise, write "0."	52 <u>2,415.</u>	<u>4,971.</u>	<u>0.</u>	<u>Skip this line for Column D.</u>
53 Write the lesser of Line 48 or Line 51 here and on Step 2, Line 9b. This is your required installment.	53 <u>6,260.</u>	<u>6,119.</u>	<u>13,646.</u>	<u>8,673.</u>