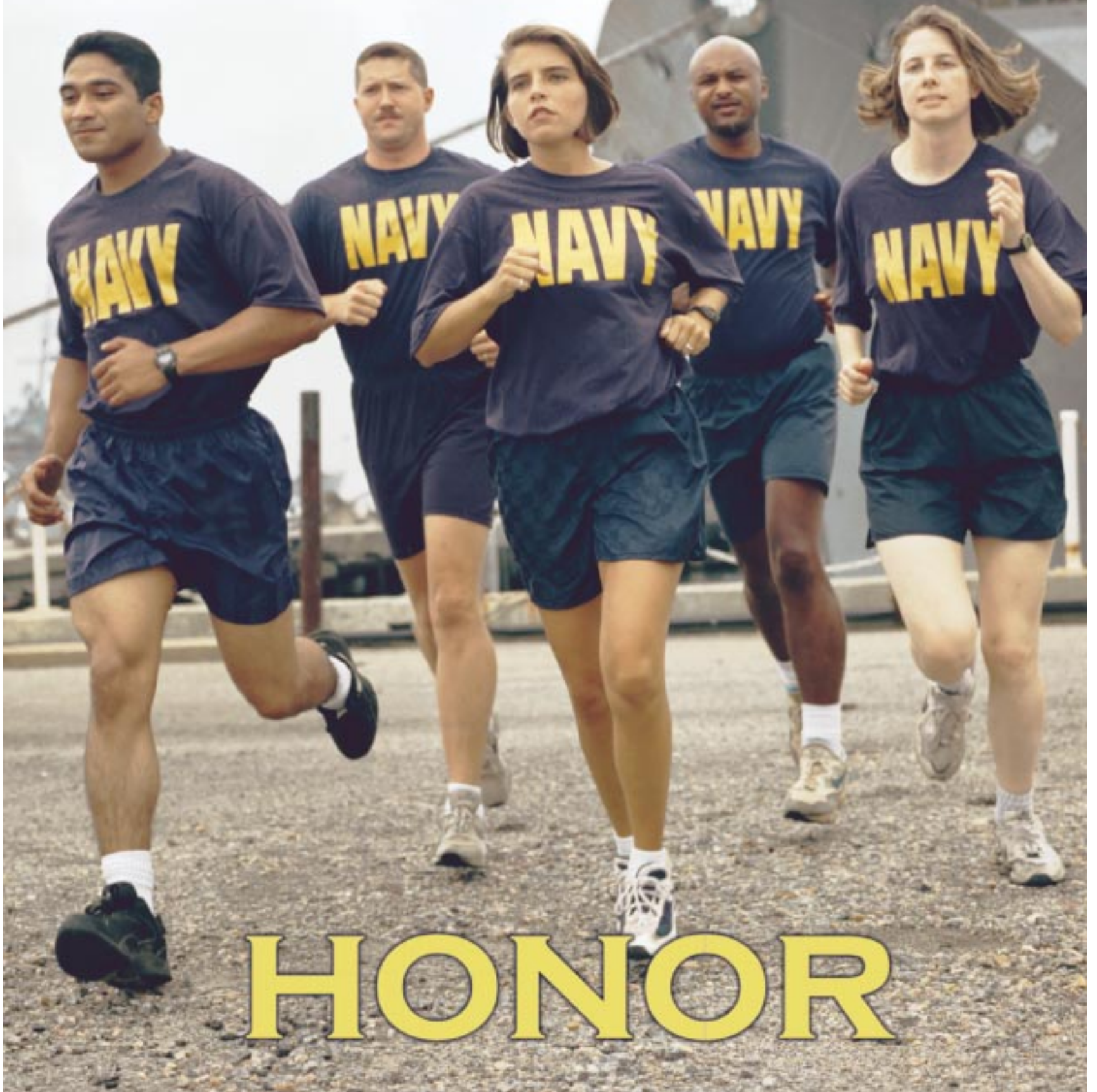




U.S. NAVY


PERSONAL TRAINING PLAN



HONOR

ACKNOWLEDGMENTS

This booklet is a component of the Physical Fitness Enhancement Initiative by the Navy Environmental Health Center. It was developed in cooperation with the Cooper Institute for Aerobics Research; Dallas, Texas.



Reviewed and Approved

R.L. Buck

R.L. Buck

Commanding Officer

U.S. Navy Personal Training Plan
(NEHC-TM 6100.98-4, October 1998)

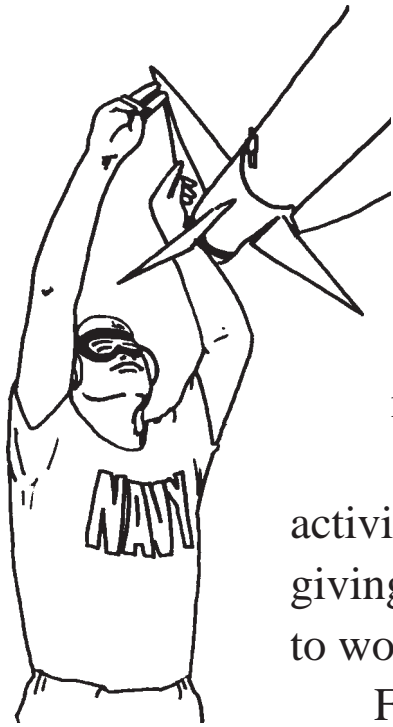
U.S. NAVY

PERSONAL TRAINING PLAN

TABLE OF CONTENTS

Acknowledgments	2
Physical Fitness Overview	4
Stretching/Injury Prevention	6
Cardiovascular Fitness	8
Aerobics Points System	9
Aerobic Points for Running and Walking	10
Aerobic Points for Swimming	11
Muscular Strength & Endurance	12
Caution About Ergogenic Aids	13
Navy Contacts	Back Cover

PHYSICAL FITNESS OVERVIEW



Physical fitness is an essential and critical component of readiness. Fitness is much more than the absence of disease. It is a state of being that includes strong, flexible muscles and an efficient system for getting oxygen and nutrients to the body.

Muscular strength and endurance activities help your muscles become stronger, giving them both the raw strength and ability to work repeatedly without undue fatigue.

Flexibility or stretching exercises are necessary to prevent injury to the muscles and joints, and to allow the muscles to work efficiently through a full range of motion.


Cardiovascular activities, such as running and swimming, help the heart, lungs and blood vessels become more effective at delivering to the muscles what they need to function—oxygen and glucose.

Physical fitness is a state of being that must be maintained. You have to specifically exercise the muscles and joints where you want improvement. It is both a

science and an art, requiring effort and balance. It is also achievable by everyone, despite body type, family health history, and past habits.

You may or may not be ready to make all the changes it takes to achieve maximum fitness, but you're probably ready to do **something**. Each day, do what you can—walk around the block, do a few push-ups, do some of the stretching exercises shown on page 7.

And on days when you aren't able to get moving, don't get discouraged. Just plan ahead for the next day. Building new habits, even positive ones, takes some work, so don't get discouraged by temporary setbacks.



Physical fitness can be achieved working by yourself, with your family, or with your friends. Many people find working out with a partner to be motivating. Find someone who is at about the same fitness level as you, and jointly make a commitment.

STRETCHING/INJURY PREVENTION

Stretching is important for everyone, from the Olympic athlete to the most committed couch potato. Stretching makes the muscles, ligaments and tendons more flexible and elastic-like. Rather than tearing or breaking when under strain, a flexible muscle is more likely to stretch and give. Flexibility prevents injuries, like back injuries and sprained ankles, and helps you perform everyday tasks with greater ease.

Stretching is joint specific—you have to target each muscle group and joint separately. The stretches on page 7 should be done at least 5 days a week, and every day is better. Develop a routine where you do each stretch 1 to 3 times for at least 10 to 30 seconds. Set aside time and get in the habit of doing them.

It's best to warm up first by walking, jogging, etc. for 3 to 5 minutes. Then stretch. Afterwards do your workout or play your sport, like softball, volleyball, or basketball.

Then stretch again after you've cooled down and your heart rate is almost back to normal. Never stretch a cold muscle. Always warm up first!

Also, always do slow static stretching. Don't swing or bounce. Stretch until you feel tension, but not pain.




Neck Stretch



Upper Back Stretch




Triceps Stretch




Chest & Biceps Stretch



Butterfly (Groin)
Stretch



Calf Stretch



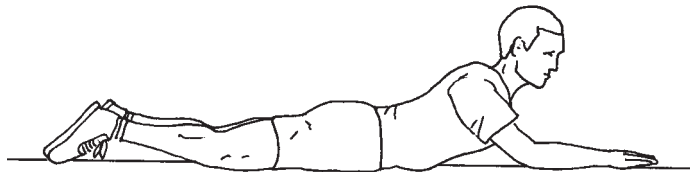
Hamstring Stretch



Lower Back Stretch
(1 knee)



Quadriceps Stretch



Back Extension Stretch

CARDIOVASCULAR FITNESS

Cardiovascular fitness is the result of doing activities that exercise your heart, lungs and blood vessels. The type activity you need to achieve cardiovascular fitness is aerobic, which uses large muscle groups at an intensity that can be sustained for a long period of time.

Activities such as running, jogging, brisk walking, stair climbing, rowing, swimming, aerobic dance, and bicycling should make you work hard enough that you're breathing harder and perspiring some. A good rule of thumb is that you can carry on a light conversation, but can't sing. A more exact way to gauge your intensity is to aim for your target heart rate. If you don't know how to determine what your heart rate should be, ask your PRT coordinator or a fitness professional to help.

Your workout should last at least 20 minutes, not including your warm-up, cool down, or stretching.

To be sure you're getting a good workout, follow the *FITT* Principle:

- **F** Frequency: 3-5 times a week
- **I** Intensity: Target Heart Rate, or Talk but can't Sing
- **T** Time: 20 to 60 minutes of aerobic activity
- **T** Type of Activity: Something you enjoy



EXPLANATION OF AEROBICS POINTS SYSTEM

On the following two pages is a listing for aerobic points you can earn by walking, running or swimming. The points were developed, along with scoring for many other activities, by Dr. Kenneth Cooper, and first appeared in his best-seller book *Aerobics*. The system was updated in Dr. Cooper's 1982 book *The Aerobics Program for Total Well-Being*. The points are the same for men and women.

Your goal should be to work up to earning at least 30 points per week. You may not be there now. If not, be patient. If you're interested in activities other than walking, running or swimming, or in other distances and times, refer to *The Aerobics Program for Total Well-Being*.

To record your points, get a small calendar or notebook. Each day, record your activity and how many points you earned. Your personal goals will depend on what you want to accomplish. If training for a sporting event, your goals will be higher than if you are just beginning to work out. Just 10 points a week will result in significant improvements for the previously sedentary person. The athlete may earn 100 or more points a week. A reasonable goal is to earn 6 points five days a week.

COOPER AEROBICS POINTS FOR RUNNING/FAST WALKING (MEN AND WOMEN)

1.0 mile		3.0 miles	
over	20:01 min 0	over	1hr 1 sec 2
20:00 -	15:01 min 1	1:00:00 -	45:01 min 5
15:00 -	12:01 min 2	45:00 -	36:01 min 8
12:00 -	10:01 min 3	36:00 -	30:01 min 11
10:00 -	8:01 min 4	30:00 -	24:01 min 14
8:00 -	6:41 min 5	24:00 -	20:01 min 17
6:40 -	5:44 min 6	20:00 -	17:10 min 20
under	5:43 min 7	under	17:09 min 23
1.5 miles		4.0 miles	
over	45:01 min 0	over	1:20:01 3
45:00 -	30:01 min 1/2	1:20:00 -	1:00:01 7
30:00 -	22:31 min 2	1:00:00 -	48:01 min 11
22:30 -	18:01 min 3 1/2	48:00 -	40:01 min 15
18:00 -	15:01 min 5	40:00 -	32:01 min 19
15:00 -	12:01 min 6 1/2	32:00 -	26:41 min 23
12:00 -	10:01 min 8	26:40 -	22:53 min 27
10:00 -	8:35 min 9 1/2	under	23:00 min 31
under	8:34 min 11	5.0 miles	
2.0 miles		over	1:40:01 4
over	40:01 min 1	1:40:00 -	1:15:01 9
40:00 -	30:01 min 3	1:15:00 -	1:00:01 14
30:00 -	24:01 min 5	1:00:00 -	50:01 min 19
24:00 -	20:01 min 7	50:00 -	40:01 min 24
20:00 -	16:01 min 9	40:00 -	33:21 min 29
16:00 -	13:21 min 11	33:20 -	28:35 min 34
13:20 -	11:27 min 13	under	28:34 min 39
under	11:26 min 15	6.0 miles	
2.5 miles		over	2:00:01 5
over	50:01 min 1 1/2	2:00:00 -	1:30:01 11
50:00 -	37:31 min 4	1:30:00 -	1:12:01 17
37:30 -	30:01 min 6 1/2	1:12:00 -	1:00:01 23
30:00 -	25:01 min 9	1:00:00 -	48:01 min 29
25:00 -	20:01 min 11 1/2	48:00 -	40:01 min 35
20:00 -	16:41 min 14	40:00 -	34:19 min 41
16:40 -	14:19 min 16 1/2	under	34:18 min 47
under	14:18 min 19		



COOPER AEROBICS POINTS FOR SWIMMING (MEN AND WOMEN)

200 Yards		900 Yards	
over	6:41 min 0	over	30:01 min 0
6:40 -	5:01 min 1.25	30:00 -	22:31 min 7.13
5:00 -	3:21 min 1.67	22:30 -	15:01 min 9.00
under	3:20 min 2.50	under	15:00 min 12.75
400 Yards		1000 Yards	
over	13:21 min 0	over	33:21 min 0
13:20 -	10:01 min 2.50	33:20 -	25:01 min 8.25
10:00 -	6:41 min 3.33	25:00 -	16:41 min 10.33
under	6:40 min 5.00	under	16:40 min 14.50
500 Yards		1200 Yards	
over	16:41 min 0	over	40:01 min 0
16:40 -	12:31 min 3.12	40:00 -	30:01 min 10.50
12:30 -	8:21 min 4.17	30:00 -	20:01 min 13.00
under	8:20 min 6.25	under	20:00 min 18.00
600 Yards		1400 Yards	
over	20:01 min 0	over	46:41 min 0
20:00 -	15:01 min 3.75	46:40 -	35:01 min 12.75
15:00 -	10:01 min 5.00	35:00 -	23:21 min 15.67
under	10:00 min 7.50	under	23:20 min 21.50
700 Yards		1600 Yards	
over	23:21 min 0	over	53:21 min 0
23:20 -	17:31 min 4.88	53:20 -	40:01 min 15.00
17:30 -	11:41 min 6.33	40:00 -	26:41 min 18.33
under	11:40 min 9.25	under	26:40 min 25.00
800 Yards		1800 Yards	
over	26:41 min 0	over	1:00:01 0
26:40 -	20:01 min 6.00	1:00:00 -	45:01 min 17.25
20:00 -	13:21 min 7.67	45:00 -	30:01 min 21.00
under	13:20 min 11.00	under	30:00 min 28.50

The Cooper Aerobics Points System, from
The Aerobics Program for Total Well-Being
Copyright © 1982 by Kenneth H. Cooper



MUSCULAR STRENGTH

Developing muscular strength is very important for several reasons, including improved performance, prevention of injuries, enhanced personal appearance, maintenance of good posture, and even increased bone mass.

People use many different methods to develop strength, including free weights, resistance machines, and body weight activities such as push-ups, curl-ups and pull-ups. Regardless of the method, improvement will result only through overloading the muscle in a progressive manner. Overload can be achieved by any combination of the following:

- Increase the amount of weight lifted;
- Increase the repetitions in a set;
- Increase the number of sets; and
- Decrease the rest time between sets.

Women should not be afraid of resistance training. Only under rare circumstances do women develop much bulk from lifting weights. Most women will experience noticeable muscle toning, greater muscle definition, and increases in strength.

On the next page are some tips to help you plan your strength training workout.










STRENGTH TRAINING TIPS

- Work muscles that are opposite to each other, that is on each side of a joint
Example: biceps and triceps
- Perform a minimum of 8-10 separate exercises each workout
- Plan your workouts to last less than 1 hour
- Perform at least one set of 8-12 reps of each exercise
- Perform these exercises at least 2 nonconsecutive days each week
- Use proper technique for each exercise
- Perform each lift through a full range of motion
- Perform both lifting and lowering portion of exercise in a controlled manner
- Maintain a normal breathing pattern. Don't hold your breath
- Work out with a training partner. Never lift heavy free weights without a spotter








Caution About Ergogenic Aids

Some athletes try to gain an advantage by using drugs and other substances, also called ergogenic aids, to enhance performance and accelerate muscle growth. Most do not work at all, and many have significant risk. Every substance with potential benefit carries some dangers. Eating a well-balanced diet can provide you with all the nutrients you need.

On the following pages are guidelines that may help you make decisions about ergogenic aids.

Name		Claims	Comments
<i>Amino Acids</i>		Increase muscle mass; increase growth hormone production	No valid scientific evidence that individual amino acids or combinations of single amino acids provide any benefit.
<i>Antioxidant Vitamins (C, E) (betacarotene)</i>		Protect muscles from damage during intensive stress	Research data is not conclusive.
<i>Arginine/Ornithine</i>		Increase muscle mass through stimulation of growth hormone	Early studies showed promise, but more recent, studies show no effect.
<i>Bee Pollen</i>		Enhance recovery from exercise; increase energy level	Studies show no effect on athletic performance. May cause severe allergic reaction.
<i>Caffeine</i>	 	Increase endurance performance by increasing the release of free fatty acids, thereby slowing the use of oxygen	Works for some people in middle distance and endurance sports. Banned at high levels by the International Olympic Committee. Side effects include cardiac arrhythmia, and dehydration.
<i>Carbohydrate</i>		Reduce fatigue by restoring and maintaining blood glucose	Eat a well balanced, high carbohydrate diet; use high carbohydrate foods, beverages and bars to replenish glucose during exercise that lasts more than 1 hour.

POSITIVE	
NEGATIVE	

Name		Claims	Comments
<i>Chromium Picolinate</i>		Promote muscle gain and fat loss	Studies to date have been poorly conducted.
<i>Creatine Monohydrate</i>		Increase energy; promote muscle development; burn fat; delay fatigue	May be most useful in short duration power and strength activities. May cause weight gain due to water retention. Safety of long-term use not yet determined.
<i>DHEA</i>		Increase energy levels; decrease body fat; increase intelligence; enhance memory	Significant side effects. Long-term effects are not known. Banned in Olympic and NCAA competition.
<i>Ginseng</i>		Enhance energy; improve concentration; enhance weight loss	Well-designed studies have not shown the promised effects.
<i>L-carnitine</i>		Increase aerobic power and energy; reduce body fat	Claims have not held up to well-controlled studies. Not well absorbed. Large doses may cause diarrhea.
<i>Ma Huang (ephedrine)</i>		Increase energy; enhance weight loss	A stimulant with many side effects. The FDA warning: don't buy products with ma huang or ephedrine. Deaths have been reported using these products.
<i>Smilax</i>		Increase testosterone, muscle mass, and strength	No valid research evidence to support claims.

Navy Environmental Health Center

For information on ordering additional copies or obtaining an 8 1/2 x 11” copy of the U.S. Navy Personal Training Plan (NEHC-TM 6100.98-4), visit the Navy Environmental Health Center Homepage:

<http://www-nehc.med.navy.mil>

See Health Promotion Section

