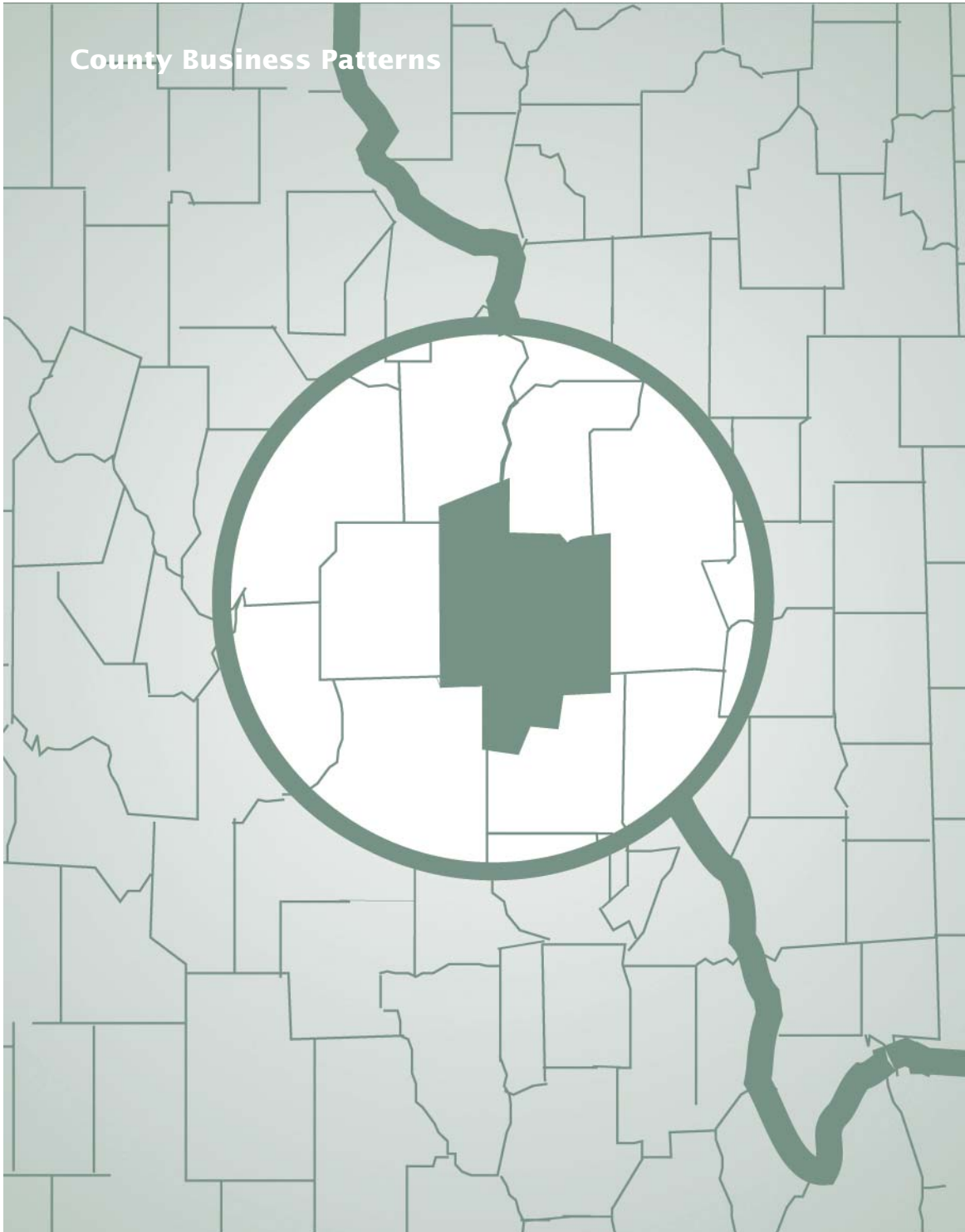


# Delaware: 2001

Issued April 2003

CBP/01-9



U S C E N S U S B U R E A U

*Helping You Make Informed Decisions*

U.S. Department of Commerce  
Economics and Statistics Administration  
U.S. CENSUS BUREAU



## ACKNOWLEDGMENTS

This report was prepared under the general direction of **Carl A. Konschnik**, Assistant Division Chief for Research and Methodology, Economic Planning and Coordination Division. **Paul Hanczaryk**, Chief, Register Analysis Branch, supervised the preparation of this report and was assisted by **Phil Thompson**, and **Gerald Feuer**. **Joel Fowler**, **Yolanda Funderburk**, **Mary Green**, **Dameka Hemsley**, **Mary Hogan**, **Lavelle Lee**, **Lillian Moy**, **Alan Pines**, and **Jon Youngman** contributed in resolving establishment processing problems and in data analysis.

Additional data analysis was provided by the staffs of **Lawrence A. Blum**, Assistant Division Chief for Collection Activities, Economic Planning and Coordination Division, assisted by **David Eade**; and **Carlene Bottorff**, Chief, Economic Projects Branch, National Processing Center, assisted by **Marsha Sowders** and **Anita Coomes**. Statistical methodology and quality assurance operations were performed by **Ken Sausman**, **Michael Kornbau**, **Thomas Cevis**, **Michelle Vile**, and **Marilyn Italiano**.

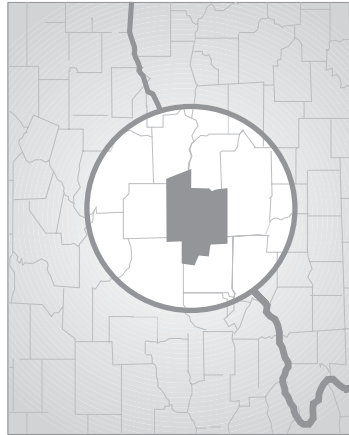
**Steven McCraith**, Chief, Census Related Surveys Branch, Economic Statistical Methods and Programming Division, assisted by **Dan Vacca**, supervised computer support operations. **Ed Carr** was assigned primary responsibility for programming this report. **Jerry Richards** and **Bob Penrod** provided additional support for computer operations.

**David Chapman** of the Economic Statistical Methods and Programming Division contributed to the editing system and provided other methodological improvements.

**Kim D. Ottenstein** and **Bernadette J. Beasley**, of the Administrative and Customer Services Division, **Walter C. Odom**, Chief, provided publications and printing management, graphics design and composition, and editorial review for print and electronic media. General direction and production management were provided by **James R. Clark**, Assistant Division Chief, Publications Services Branch.

Special acknowledgment is also due the many businesses whose cooperation has contributed to the publication of these data.

## County Business Patterns



**U.S. Department of Commerce**

**Donald L. Evans,**

Secretary

**Samuel W. Bodman,**

Deputy Secretary

**Economics  
and Statistics  
Administration**

**Kathleen B. Cooper,**

Under Secretary for  
Economic Affairs

**U.S. CENSUS BUREAU**  
**Charles Louis Kincannon,**

Director

---

SUGGESTED CITATION

U.S. Census Bureau,  
County Business Patterns 2001

**DELAWARE**

Washington, DC,  
2003



**Economics  
and Statistics  
Administration**

**Kathleen B. Cooper,**  
Under Secretary  
for Economic Affairs



**U.S. CENSUS BUREAU**

**Charles Louis Kincannon,**  
Director

**Hermann Habermann,**  
Deputy Director and  
Chief Operating Officer

**Vacant,**  
Principal Associate  
Director for Programs

**Frederick T. Knickerbocker,**  
Associate Director  
for Economic Programs

**Thomas L. Mesenbourg,**  
Assistant Director  
for Economic Programs

**Shirin A. Ahmed,**  
Chief, Economic  
Planning and Coordination  
Division

## CONTENTS

---

### General Explanation

Introduction .....	V
Industry Classifications .....	V
Data Products .....	V
Sources of Data .....	VI
Definitions of Basic Data Items .....	VI
Industry and Geography Classifications .....	VII
Comparability With Other Data .....	VII
Data Withheld From Publication .....	VII
Reliability of Data .....	VIII
Abbreviations and Symbols .....	VIII

State Map .....	IX
-----------------	----

### Tables

1. The State—Establishments, Employees, and Payroll by Major Group: 2001 and 2000 .....	1
2. The State—Employees, Payroll, and Establishments by Industry: 2001 .....	3
3. The State—Employees and Annual Payroll by Employment-Size Class: 2001 .....	27
4. The State—Establishments With 1,000 Employees or More by Major Group and Employment-Size Class: 2001 .....	32
5. The State—Employees, Payroll, and Establishments by County: 2001 and 2000 .....	33
6. Counties—Employees, Payroll, and Establishments by Industry: 2001 .....	34

Description of Pubs Issued in Previous Years—Inside Back Cover

# General Explanation

---

## INTRODUCTION

County Business Patterns is an annual series that provides subnational economic data by industry. The series is useful for studying the economic activity of small areas; analyzing economic changes over time; and as a benchmark for statistical series, surveys, and databases between economic censuses. Businesses use the data for analyzing market potential, measuring the effectiveness of sales and advertising programs, setting sales quotas, and developing budgets. Government agencies use the data for administration and planning.

County Business Patterns covers most of the country's economic activity. The series excludes data on self-employed individuals, employees of private households, railroad employees, agricultural production employees, and most government employees.

This series has been published annually since 1964 and at irregular intervals dating back to 1946. The comparability of data over time may be affected by definitional changes in establishments, activity status, and industrial classifications. For more details on these changes, see the section "Comparability With Other Data."

## INDUSTRY CLASSIFICATIONS

Data from the County Business Patterns series are published primarily on the basis of the North American Industry Classification System (NAICS). Earlier County Business Patterns data were published according to the Standard Industrial Classification (SIC) system. While many of the individual NAICS industries correspond directly to industries as defined under the SIC system, most of the aggregate NAICS groupings do not.

Particular care should be taken in comparing data for retail trade, wholesale trade, and manufacturing, which are sector titles used in both NAICS and SIC, but cover somewhat different groups of industries. For more information on NAICS and changes from the SIC system, go to [www.census.gov/epcd/www/naics.html](http://www.census.gov/epcd/www/naics.html)

The 2001 County Business Patterns series includes the following NAICS sectors:

Sector	Description
11	Forestry, Fishing, Hunting, and Agriculture Support
21	Mining
22	Utilities

Sector	Description
23	Construction
31-33	Manufacturing
42	Wholesale Trade
44-45	Retail Trade
48-49	Transportation and Warehousing
51	Information
52	Finance and Insurance
53	Real Estate and Rental and Leasing
54	Professional, Scientific, and Technical Services
55	Management of Companies and Enterprises
56	Administrative and Support and Waste Management and Remediation Services
61	Educational Services
62	Health Care and Social Assistance
71	Arts, Entertainment, and Recreation
72	Accommodation and Food Services
81	Other Services (except Public Administration)
95	Auxiliaries (except corporate, subsidiary, and regional management)
99	Unclassified

County Business Patterns data are tabulated by industry as defined in the manual entitled *North American Industry Classification System: United States, 1997* with some exceptions. Data for auxiliary establishments (except corporate, subsidiary, and regional managing offices) will be tabulated in a separate category (Sector 95).

The 2001 County Business Patterns covers all NAICS industries except crop and animal production (NAICS 111,112), rail transportation (NAICS 482), National Postal Service (NAICS 491), pension, health, welfare, and vacation funds (NAICS 525110, 525120, 525190), trusts, estates, and agency accounts (NAICS 525920), private households (NAICS 814), and public administration (NAICS 92).

## DATA PRODUCTS

### Reports

The County Business Patterns data series includes a separate printed report for each state, the District of Columbia, Puerto Rico, and the United States. Individual state reports present payroll and employment data for the state and counties by industry. The reports also include the number of establishments by industry and employment size class.

---

The United States report presents similar data for the country as a whole. In addition, the U.S. report provides employment and payroll data by employment size class for major industry groups.

Data for industries with fewer than 100 employees, as well as data for detailed industries withheld to avoid disclosing data for individual companies, are not shown in the printed reports. However, these data are available on CD-ROM and other computer products.

### **Electronic Data Formats**

County Business Patterns series data are available on CD-ROM, computer tapes and diskettes. The CD-ROM also includes software for creating County Business Patterns data files compatible with popular database and spreadsheet software. In addition, ZIP Code Business Patterns data are available on CD-ROM and are available shortly after the release of County Business Patterns, and include the number of establishments by NAICS industry.

Publications also are available in Portable Document Format (PDF) at [www.census.gov/prod/www/abs/cbptotal.html](http://www.census.gov/prod/www/abs/cbptotal.html). In order to view these files, you will need the Adobe(R) Acrobat(R) Reader, which is available for free from the Adobe web site at [www.adobe.com](http://www.adobe.com). Alternatively, the Census Bureau will print the publication, give it a glue binding, and ship it to you for a fee.

For information and options to order County Business Patterns data products, contact:

Customer Services Center  
Marketing Services Office  
U.S. Census Bureau  
Washington, DC 20233

Telephone: 301-763-4100  
Internet address: [www.census.gov/](http://www.census.gov/)

### **Special Tabulations**

Special tabulations of County Business Patterns are available on a cost-reimbursable basis. For more information, contact:

U.S. Census Bureau  
Economic Planning and Coordination Division  
Register Analysis Branch  
Washington, DC 20233

Telephone: 301-763-2580  
Fax: 301-457-4433  
E-mail: [cbp@census.gov](mailto:cbp@census.gov)

### **SOURCES OF DATA**

County Business Patterns basic data items are extracted from the Standard Statistical Establishment List, a file of all known single and multiestablishment employer companies maintained and updated by the U.S. Census Bureau. The annual Company Organization Survey provides individual

establishment data for multiestablishment companies. Data for single-establishment companies are obtained from various Census Bureau programs, such as the Annual Survey of Manufactures and Current Business Surveys, as well as from administrative records of the Internal Revenue Service, the Social Security Administration, and the Bureau of Labor Statistics.

### **DEFINITIONS OF BASIC DATA ITEMS**

#### **Establishments**

An establishment is a single physical location at which business is conducted or services or industrial operations are performed. It is not necessarily identical with a company or enterprise, which may consist of one or more establishments. When two or more activities are carried on at a single location under a single ownership, all activities generally are grouped together as a single establishment. The entire establishment is classified on the basis of its major activity and all data are included in that classification.

Establishment-size designations are determined by paid employment in the mid-March pay period. The size group "1 to 4" includes establishments that did not report any paid employees in the mid-March pay period but paid wages to at least one employee at some time during the year.

Establishment counts represent the number of locations with paid employees any time during the year. This series excludes governmental establishments except for wholesale liquor establishments (NAICS 4228), retail liquor stores (NAICS 44531), Federally-chartered savings institutions (NAICS 522120), Federally-chartered credit unions (NAICS 522130), and hospitals (NAICS 622).

#### **Payroll**

Total payroll includes all forms of compensation, such as salaries, wages, reported tips, commissions, bonuses, vacation allowances, sick-leave pay, employee contributions to qualified pension plans, and the value of taxable fringe benefits. For corporations, it includes amounts paid to officers and executives; for unincorporated businesses, it does not include profit or other compensation of proprietors or partners. Payroll is reported before deductions for Social Security, income tax, insurance, union dues, etc. First-quarter payroll consists of payroll during the January-to-March quarter.

#### **Mid-March Employment**

Paid employment consists of full- and part-time employees, including salaried officers and executives of corporations, who are on the payroll in the pay period including March 12. Included are employees on paid sick leave, holidays, and vacations; not included are proprietors and partners of unincorporated businesses.

---

## **INDUSTRY AND GEOGRAPHY CLASSIFICATIONS**

The quinquennial economic censuses are the primary source for industry and geography classifications. The annual Company Organization Survey, Annual Survey of Manufactures, Current Business Surveys, and other Census Bureau programs provide regular updates.

### **Industry Classification**

Additional sources for assigning industry classifications are the Social Security Administration, the Internal Revenue Service, and the Bureau of Labor Statistics. These sources provide industry classification information for new businesses and businesses not canvassed in the Census Bureau programs. Establishments without sufficient industry information are tabulated in the “unclassified establishments” group.

Industry classifications are explained in an appendix in the U.S. Summary. The industry titles used throughout this series are the short NAICS titles; complete descriptions are contained in the manual entitled *North American Industry Classification System: United States, 1997*.

### **Geography Classification**

Most geography codes are derived from the physical location address reported in Census Bureau programs. The Internal Revenue Service provides supplemental address information. Those employers without a fixed location within a state (or of unknown county location) are included under a “statewide” classification at the end of the county tables. This incomplete detail causes only slight understatement of county employment. The independent cities in Virginia, and the cities of Baltimore, MD; Carson City, NV; and St. Louis, MO, are treated as separate counties.

### **Employee Leasing Services**

Historically, the permanent on-site work force at a business location were paid employees of that establishment. This traditional practice of firms directly hiring employees is still the dominant employer/employee relationship in the United States. However, over the past decade a new work force arrangement has emerged.

Under this new arrangement, a company commonly known as an employee leasing company or professional employer organization (PEO) operates in a co-employment relationship with client businesses. Employee leasing establishments typically acquire and lease back some or all of the employees of their clients, and serve as the employer of record of the leased employees for payroll, benefits, and related purposes.

The 2001 CBP shows almost 1.34 million employees in employee leasing services (NAICS 561330), up from the approximately 1.25 million employees published in the 2000 CBP. Clearly, the employees are not classified in the

predominant industry of the client businesses. Also, leasing companies may pay these employees out of a single payroll office. This may result in the leasing company’s employment and payroll data being reported in the county where the payroll office is located, thus distorting the data for that county. In some cases, many thousands of employees may be paid from a single payroll office. Therefore, for geography purposes, we may publish employee-leasing establishments in the “statewide” category in states where such payroll offices are located, as these establishments service multiple counties.

## **COMPARABILITY WITH OTHER DATA**

### **Earlier County Business Patterns**

The comparability of data with previous County Business Patterns series may be affected by the following definitional changes:

- The change from a “reporting unit” concept to establishment based data in 1974
- The change in definition of “active” establishments in 1983
- The change in industrial classification definitions, the most recent occurring in 1998

A description of previous County Business Patterns publications is provided on the inside back cover.

### **1997 Economic Census**

Definitional and coverage differences may affect the direct comparison of 1997 Economic Census and County Business Patterns data. Definitions of an establishment, employment, and payroll are detailed in the introductory text of each publication.

The 1997 Economic Census generally uses respondent-reported data. The County Business Patterns uses administrative record data for small establishments. Although efforts are made to resolve significant differences in the data, differences are known to exist.

Some large companies report different activities at the same location as separate profit centers. The County Business Patterns program treats each profit center as a separate establishment. The 1997 Economic Census may combine the profit centers into one establishment. This results in establishment count differences.

### **DATA WITHHELD FROM PUBLICATION**

In accordance with U.S. Code, Title 13, Section 9, no data are published that would disclose the operations of an individual employer. However, the number of establishments in an industry classification and the distribution of these establishments by employment-size class are not considered to be disclosures, and so this information may be released even though other information is withheld from publications.



---

## RELIABILITY OF DATA

All data are tabulated from universe files and are not subject to sampling errors. However, the data are subject to nonsampling errors. Nonsampling errors can be attributed to many sources: inability to identify all cases in the universe; definition and classification difficulties; differences in interpretation of questions; errors in recording or coding the data obtained; and estimation of employers who reported too late to be included in the tabulations and for records with missing or misreported data.

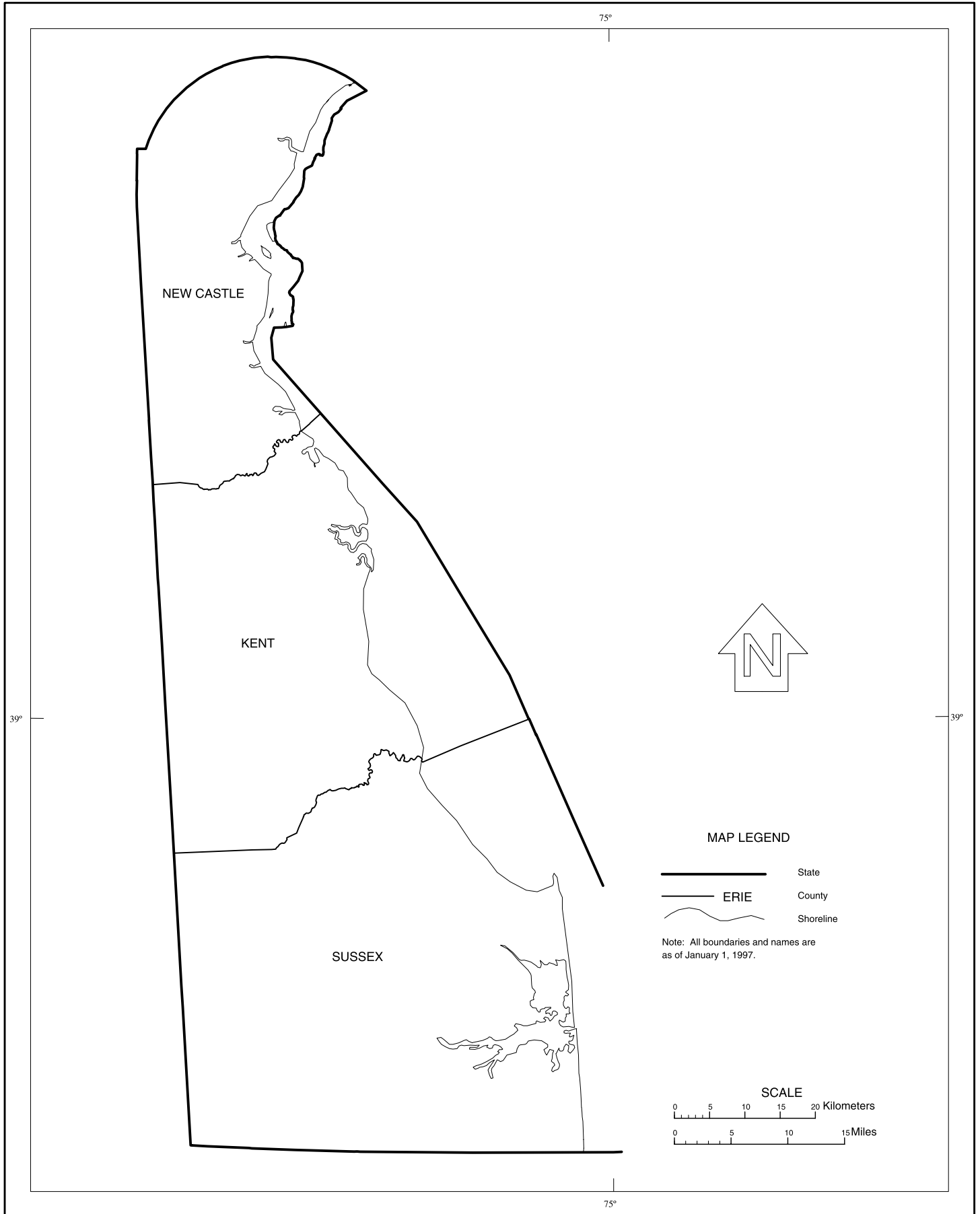
The accuracy of the data is determined by the joint effects of the various nonsampling errors. No direct measurement of these effects has been obtained; however, precautionary steps were taken in all phases of collection, processing, and tabulation to minimize the effects of nonsampling errors.

## ABBREVIATIONS AND SYMBOLS

The following abbreviations and symbols are used in this publication:

–	Represents zero.
A-C, E-M	Entered in place of employment data, represents an employment-size class as defined in the footnote of the tables.
(D)	Withheld to avoid disclosing data for individual companies; data are included in broader industry totals.
n.e.c.	Not elsewhere classified.
NAICS	North American Industry Classification System.

# County Business Patterns--Delaware



**Table 1. The State—Establishments, Employees, and Payroll by Major Group: 2001 and 2000**

[Excludes most government employees, railroad employees, and self-employed persons. (D) denotes figures withheld to avoid disclosing data for individual companies; the data are included in broader industry totals. For explanation of terms, abbreviations, and data reliability/comparability, see introductory text]

NAICS code	Major group	2001				2000			
		Number of establishments	Number of employees for week including March 12	Payroll (\$1,000)		Number of establishments	Number of employees for week including March 12	Payroll (\$1,000)	
				First quarter	Annual			First quarter	Annual
	<b>Total .....</b>	<b>24 074</b>	<b>389 376</b>	<b>3 863 002</b>	<b>15 021 674</b>	<b>23 771</b>	<b>377 277</b>	<b>3 595 259</b>	<b>14 320 011</b>
<b>11</b>	<b>Forestry, fishing, hunting, and agriculture support .....</b>	<b>43</b>	<b>(C)</b>	<b>(D)</b>	<b>(D)</b>	<b>48</b>	<b>(E)</b>	<b>(D)</b>	<b>(D)</b>
113	Forestry and logging .....	15	(B)	(D)	(D)	13	(B)	(D)	(D)
114	Fishing, hunting & trapping .....	6	(B)	(D)	(D)	10	(B)	(D)	(D)
115	Agriculture & forestry support activities .....	22	(C)	(D)	(D)	25	(C)	(D)	(D)
<b>21</b>	<b>Mining .....</b>	<b>23</b>	<b>(C)</b>	<b>(D)</b>	<b>(D)</b>	<b>23</b>	<b>(E)</b>	<b>(D)</b>	<b>(D)</b>
211	Oil & gas extraction .....	12	(B)	(D)	(D)	12	(B)	(D)	(D)
212	Mining (except oil & gas) .....	10	(C)	(D)	(D)	10	(C)	(D)	(D)
213	Mining support activities .....	1	(A)	(D)	(D)	1	(A)	(D)	(D)
<b>22</b>	<b>Utilities .....</b>	<b>40</b>	<b>(G)</b>	<b>(D)</b>	<b>(D)</b>	<b>42</b>	<b>2 399</b>	<b>43 437</b>	<b>147 594</b>
221	Utilities .....	40	(G)	(D)	(D)	42	2 399	43 437	147 594
<b>23</b>	<b>Construction .....</b>	<b>2 374</b>	<b>21 263</b>	<b>182 832</b>	<b>797 460</b>	<b>2 395</b>	<b>22 149</b>	<b>174 762</b>	<b>786 983</b>
233	Building, developing & general contracting .....	738	5 480	46 661	195 117	753	5 130	40 484	179 157
234	Heavy construction .....	91	2 519	23 231	113 997	99	2 840	23 194	119 076
235	Special trade contractors .....	1 545	13 264	112 940	488 346	1 543	14 179	111 084	488 750
<b>31-33</b>	<b>Manufacturing .....</b>	<b>694</b>	<b>41 887</b>	<b>419 201</b>	<b>1 744 682</b>	<b>687</b>	<b>41 846</b>	<b>474 170</b>	<b>1 772 097</b>
311	Food mfg .....	68	8 718	48 229	211 122	74	9 191	51 732	209 947
312	Beverage & tobacco product mfg .....	5	(C)	(D)	(D)	6	(C)	(D)	(D)
313	Textile mills .....	5	205	1 513	5 842	4	(C)	(D)	(D)
314	Textile product mills .....	13	290	1 385	5 998	14	(E)	(D)	(D)
315	Apparel manufacturing .....	12	(C)	(D)	(D)	13	229	2 609	8 912
316	Leather & allied product mfg .....	3	(B)	(D)	(D)	3	(B)	(D)	(D)
321	Wood product mfg .....	22	689	5 195	21 179	26	1 153	6 614	25 877
322	Paper mfg .....	7	1 717	16 172	59 528	7	803	7 928	35 462
323	Printing & related support activities .....	81	1 639	20 595	80 790	85	1 760	19 535	79 062
324	Petroleum & coal products mfg .....	18	865	14 042	59 909	19	932	17 456	67 651
325	Chemical mfg .....	67	7 567	108 487	454 309	56	6 868	99 448	384 954
326	Plastics & rubber products mfg .....	51	3 409	32 097	127 089	46	3 441	31 321	127 465
327	Nonmetallic mineral product mfg .....	43	908	7 459	33 835	39	762	6 143	28 496
331	Primary metal mfg .....	13	891	8 860	35 835	10	840	10 280	36 635
332	Fabricated metal product mfg .....	97	3 134	27 500	116 400	92	2 862	25 009	108 640
333	Machinery mfg .....	31	(G)	(D)	(D)	30	1 081	8 974	37 455
334	Computer & electronic product mfg .....	27	1 743	24 856	95 270	35	2 152	34 958	146 797
335	Electrical equip, appliance & component mfg .....	14	1 421	14 520	56 211	14	1 447	14 896	62 180
336	Transportation equipment mfg .....	20	5 487	60 920	274 469	20	(I)	(D)	(D)
337	Furniture & related product mfg .....	44	636	4 656	19 369	37	652	4 675	18 432
339	Miscellaneous mfg .....	53	1 151	11 064	43 144	57	1 102	8 169	35 571
<b>42</b>	<b>Wholesale trade .....</b>	<b>989</b>	<b>24 106</b>	<b>415 317</b>	<b>1 433 239</b>	<b>1 009</b>	<b>18 843</b>	<b>318 385</b>	<b>1 117 327</b>
421	Wholesale trade, durable goods .....	621	6 952	76 395	335 899	652	7 497	83 615	320 988
422	Wholesale trade, nondurable goods .....	368	17 154	338 922	1 097 340	357	11 346	234 770	796 339
<b>44-45</b>	<b>Retail trade .....</b>	<b>3 778</b>	<b>52 151</b>	<b>261 375</b>	<b>1 115 784</b>	<b>3 742</b>	<b>51 680</b>	<b>246 114</b>	<b>1 047 677</b>
441	Motor vehicle & parts dealers .....	398	6 748	52 708	231 960	382	6 595	51 246	221 451
442	Furniture & home furnishing stores .....	244	3 215	19 550	75 817	232	3 008	17 146	74 182
443	Electronics & appliance stores .....	156	1 641	11 182	44 485	149	1 455	8 321	32 931
444	Bldg material & garden equip & supp dealers .....	314	4 376	29 075	122 920	303	4 340	27 526	114 415
445	Food & beverage stores .....	623	9 625	42 057	177 595	629	9 923	39 623	164 851
446	Health & personal care stores .....	260	3 400	15 535	64 726	257	3 149	14 857	61 156
447	Gasoline stations .....	312	2 250	8 557	35 602	321	2 506	8 812	36 089
448	Clothing & clothing accessories stores .....	523	4 575	15 379	66 860	514	4 744	15 402	68 495
451	Sporting goods, hobby, book & music stores .....	210	2 072	6 969	30 495	217	2 158	6 817	30 003
452	General merchandise stores .....	141	9 602	36 496	164 475	127	9 191	33 877	148 329
453	Miscellaneous store retailers .....	457	3 219	12 995	56 353	464	3 161	12 284	55 252
454	Nonstore retailers .....	140	1 428	10 872	44 496	147	1 450	10 192	40 523
<b>48-49</b>	<b>Transportation &amp; warehousing .....</b>	<b>651</b>	<b>7 350</b>	<b>52 197</b>	<b>219 387</b>	<b>650</b>	<b>7 829</b>	<b>56 180</b>	<b>236 306</b>
481	Air transportation .....	21	(B)	(D)	(D)	23	(B)	(D)	(D)
483	Water transportation .....	11	(C)	(D)	(D)	9	162	2 905	11 066
484	Truck transportation .....	299	2 837	22 842	96 069	299	3 066	24 099	101 645
485	Transit & ground passenger transportation .....	163	2 144	10 578	43 228	160	2 152	9 977	41 647
486	Pipeline transportation .....	3	(A)	(D)	(D)	3	(A)	(D)	(D)
487	Scenic & sightseeing transportation .....	10	(A)	(D)	(D)	7	(A)	(D)	(D)
488	Transportation support activities .....	94	880	6 479	28 564	97	1 145	8 781	38 477
492	Couriers & messengers .....	27	768	5 321	22 356	23	718	5 209	23 068
493	Warehousing & storage .....	23	(E)	(D)	(D)	29	(F)	(D)	(D)
<b>51</b>	<b>Information .....</b>	<b>374</b>	<b>8 799</b>	<b>109 387</b>	<b>436 261</b>	<b>354</b>	<b>8 365</b>	<b>94 324</b>	<b>386 532</b>
511	Publishing industries .....	70	1 563	14 735	59 729	70	(G)	(D)	(D)
512	Motion picture & sound recording industries .....	45	466	2 195	8 870	49	(F)	(D)	(D)
513	Broadcasting & telecommunications .....	183	3 735	46 803	172 362	154	(H)	(D)	(D)
514	Information & data processing services .....	76	3 035	45 654	195 300	81	(H)	(D)	(D)
<b>52</b>	<b>Finance &amp; insurance .....</b>	<b>1 836</b>	<b>44 879</b>	<b>672 932</b>	<b>2 620 308</b>	<b>1 700</b>	<b>44 417</b>	<b>591 248</b>	<b>2 505 353</b>
522	Credit intermediation & related activities .....	748	32 508	450 287	1 841 095	700	33 409	415 450	1 763 031
523	Security, commodity contracts & like activity .....	598	(H)	(D)	(D)	518	(H)	(D)	(D)
524	Insurance carriers & related activities .....	448	8 402	94 182	361 493	444	(I)	(D)	(D)
525	Funds, trusts, & other financial vehicles (part) .....	42	(C)	(D)	(D)	38	(C)	(D)	(D)
<b>53</b>	<b>Real estate &amp; rental &amp; leasing .....</b>	<b>1 088</b>	<b>5 350</b>	<b>40 872</b>	<b>177 603</b>	<b>1 092</b>	<b>5 170</b>	<b>39 295</b>	<b>168 514</b>
531	Real estate .....	719	3 149	22 860	102 920	693	2 914	20 595	90 109
532	Rental & leasing services .....	202	1 623	11 068	42 511	207	1 721	11 895	43 996
533	Lessors of other nonfinancial intangible asset .....	167	578	6 944	32 172	192	535	6 805	34 409

See footnotes at end of table.

**Table 1. The State—Establishments, Employees, and Payroll by Major Group: 2001 and 2000—Con.**

[Excludes most government employees, railroad employees, and self-employed persons. (D) denotes figures withheld to avoid disclosing data for individual companies; the data are included in broader industry totals. For explanation of terms, abbreviations, and data reliability/comparability, see introductory text]

NAICS code	Major group	2001				2000			
		Number of establishments	Number of employees for week including March 12	Payroll (\$1,000)		Number of establishments	Number of employees for week including March 12	Payroll (\$1,000)	
				First quarter	Annual			First quarter	Annual
<b>54</b>	<b>Professional, scientific &amp; technical services</b> .....	<b>2 223</b>	<b>19 564</b>	<b>246 609</b>	<b>1 114 496</b>	<b>2 169</b>	<b>18 090</b>	<b>213 835</b>	<b>967 755</b>
541	Professional, scientific & technical services .....	2 223	19 564	246 609	1 114 496	2 169	18 090	213 835	967 755
<b>55</b>	<b>Management of companies &amp; enterprises</b> .....	<b>2 105</b>	<b>19 969</b>	<b>466 760</b>	<b>1 321 015</b>	<b>2 061</b>	<b>21 330</b>	<b>495 602</b>	<b>1 648 860</b>
551	Management of companies & enterprises .....	2 105	19 969	466 760	1 321 015	2 061	21 330	495 602	1 648 860
<b>56</b>	<b>Admin, support, waste mgt, remediation services</b> .....	<b>1 225</b>	<b>30 194</b>	<b>172 893</b>	<b>713 008</b>	<b>1 183</b>	<b>29 887</b>	<b>145 011</b>	<b>635 201</b>
561	Administrative & support services .....	1 170	29 330	165 114	680 614	1 130	29 095	137 967	604 411
562	Waste management & remediation services .....	55	864	7 779	32 394	53	792	7 044	30 790
<b>61</b>	<b>Educational services</b> .....	<b>227</b>	<b>6 249</b>	<b>37 089</b>	<b>151 653</b>	<b>194</b>	<b>5 773</b>	<b>33 637</b>	<b>138 339</b>
611	Educational services .....	227	6 249	37 089	151 653	194	5 773	33 637	138 339
<b>62</b>	<b>Health care and social assistance</b> .....	<b>1 965</b>	<b>46 074</b>	<b>365 174</b>	<b>1 594 043</b>	<b>1 935</b>	<b>42 978</b>	<b>325 551</b>	<b>1 441 629</b>
621	Ambulatory health care services .....	1 344	14 730	151 074	707 376	1 296	13 874	135 666	634 252
622	Hospitals .....	15	(J)	(D)	(D)	15	(J)	(D)	(D)
623	Nursing & residential care facilities .....	125	8 073	38 992	163 468	121	7 215	34 350	142 857
624	Social assistance .....	481	(I)	(D)	(D)	503	(I)	(D)	(D)
<b>71</b>	<b>Arts, entertainment &amp; recreation</b> .....	<b>328</b>	<b>7 526</b>	<b>40 123</b>	<b>189 641</b>	<b>332</b>	<b>7 096</b>	<b>36 710</b>	<b>156 728</b>
711	Performing arts, spectator sports & related industries .....	93	3 429	22 231	110 203	94	(H)	(D)	(D)
712	Museums, historical sites & like institutions .....	25	978	5 232	21 917	26	(F)	(D)	(D)
713	Amusement, gambling & recreation industries .....	210	3 119	12 660	57 521	212	3 162	12 296	54 515
<b>72</b>	<b>Accommodation &amp; food services</b> .....	<b>1 608</b>	<b>27 263</b>	<b>85 629</b>	<b>378 750</b>	<b>1 560</b>	<b>26 522</b>	<b>89 751</b>	<b>386 448</b>
721	Accommodation .....	156	3 050	15 737	65 505	153	2 847	22 808	84 277
722	Food services & drinking places .....	1 452	24 213	69 892	313 245	1 407	23 675	66 943	302 171
<b>81</b>	<b>Other services (except public administration)</b> .....	<b>2 141</b>	<b>16 161</b>	<b>76 381</b>	<b>322 285</b>	<b>2 132</b>	<b>16 164</b>	<b>72 292</b>	<b>307 133</b>
811	Repair & maintenance .....	617	3 270	21 521	88 998	611	3 184	20 140	85 922
812	Personal & laundry services .....	649	3 902	16 955	75 959	656	3 871	16 091	72 956
813	Religious, grantmaking, civic, prof & like organizations .....	875	8 989	37 905	157 328	865	9 109	36 061	148 255
<b>95</b>	<b>Auxiliaries (exc corporate, subsidiary &amp; regional mgt)</b> .....	<b>53</b>	<b>7 302</b>	<b>160 965</b>	<b>496 082</b>	<b>52</b>	<b>5 675</b>	<b>132 630</b>	<b>426 036</b>
<b>99</b>	<b>Unclassified establishments</b> .....	<b>309</b>	<b>415</b>	<b>1 669</b>	<b>9 751</b>	<b>411</b>	<b>518</b>	<b>2 418</b>	<b>19 244</b>

Note: Employment-size classes are indicated as follows: A—0 to 19; B—20 to 99; C—100 to 249; E—250 to 499; F—500 to 999; G—1,000 to 2,499; H—2,500 to 4,999; I—5,000 to 9,999; J—10,000 to 24,999; K—25,000 to 49,999; L—50,000 to 99,999; M—100,000 or more.

**Table 2. The State—Employees, Payroll, and Establishments by Industry: 2001**

[Excludes most government employees, railroad employees, and self-employed persons. Size class 1 to 4 includes establishments with payroll, but no employees, during mid-March pay period. (D) denotes figures withheld to avoid disclosing data for individual companies; the data are included in broader industry totals. For explanation of terms, abbreviations, and data reliability/comparability, see introductory text]

NAICS code	Industry	Number of employees for week including March 12	Payroll (\$1,000)		Total number of establishments	Number of establishments by employment-size class									
			First quarter	Annual		1 to 4	5 to 9	10 to 19	20 to 49	50 to 99	100 to 249	250 to 499	500 to 999	1,000 or more	
	<b>Total .....</b>	<b>389 376</b>	<b>3 863 002</b>	<b>15 021 674</b>	<b>24 074</b>	<b>13 863</b>	<b>4 147</b>	<b>2 910</b>	<b>1 915</b>	<b>643</b>	<b>396</b>	<b>116</b>	<b>53</b>	<b>31</b>	
<b>11</b>	<b>Forestry, fishing, hunting, and agriculture support .....</b>	<b>(C)</b>	<b>(D)</b>	<b>(D)</b>	<b>43</b>	<b>25</b>	<b>10</b>	<b>3</b>	<b>5</b>	<b>—</b>	<b>—</b>	<b>—</b>	<b>—</b>	<b>—</b>	
113	Forestry and logging .....	(B)	(D)	(D)	15	9	5	1	—	—	—	—	—	—	
1131	Timber tract operations .....	(A)	(D)	(D)	1	—	1	—	—	—	—	—	—	—	
11311	Timber tract operations .....	(A)	(D)	(D)	1	—	1	—	—	—	—	—	—	—	
113110	Timber tract operations .....	(A)	(D)	(D)	1	—	1	—	—	—	—	—	—	—	
1133	Logging .....	(B)	(D)	(D)	14	9	4	1	—	—	—	—	—	—	
11331	Logging .....	(B)	(D)	(D)	14	9	4	1	—	—	—	—	—	—	
113310	Logging .....	(B)	(D)	(D)	14	9	4	1	—	—	—	—	—	—	
114	Fishing, hunting & trapping .....	(B)	(D)	(D)	6	5	—	—	1	—	—	—	—	—	
1141	Fishing .....	(A)	(D)	(D)	4	4	—	—	—	—	—	—	—	—	
11411	Fishing .....	(A)	(D)	(D)	4	4	—	—	—	—	—	—	—	—	
114111	Finfish fishing .....	(A)	(D)	(D)	3	3	—	—	—	—	—	—	—	—	
114112	Shellfish fishing .....	(A)	(D)	(D)	1	1	—	—	—	—	—	—	—	—	
1142	Hunting & trapping .....	(B)	(D)	(D)	2	1	—	—	1	—	—	—	—	—	
11421	Hunting & trapping .....	(B)	(D)	(D)	2	1	—	—	1	—	—	—	—	—	
114210	Hunting & trapping .....	(B)	(D)	(D)	2	1	—	—	1	—	—	—	—	—	
115	Agriculture & forestry support activities .....	(C)	(D)	(D)	22	11	5	2	4	—	—	—	—	—	
1151	Crop production support activities .....	(B)	(D)	(D)	11	6	4	—	1	—	—	—	—	—	
11511	Crop production support activities .....	(B)	(D)	(D)	11	6	4	—	1	—	—	—	—	—	
115112	Soil preparation, planting, & cultivating ..	(B)	(D)	(D)	8	3	4	—	1	—	—	—	—	—	
115113	Crop harvesting, primarily by machine ..	(A)	(D)	(D)	1	1	—	—	—	—	—	—	—	—	
115114	Postharvest crop activities (exc ginning) .....	(A)	(D)	(D)	1	1	—	—	—	—	—	—	—	—	
115115	Farm labor contractors & crew leaders ..	(A)	(D)	(D)	1	1	—	—	—	—	—	—	—	—	
1152	Animal production support activities .....	102	573	2 489	11	5	1	2	3	—	—	—	—	—	
11521	Animal production support activities .....	102	573	2 489	11	5	1	2	3	—	—	—	—	—	
115210	Animal production support activities .....	102	573	2 489	11	5	1	2	3	—	—	—	—	—	
<b>21</b>	<b>Mining .....</b>	<b>(C)</b>	<b>(D)</b>	<b>(D)</b>	<b>23</b>	<b>17</b>	<b>2</b>	<b>2</b>	<b>—</b>	<b>2</b>	<b>—</b>	<b>—</b>	<b>—</b>	<b>—</b>	
211	Oil & gas extraction .....	(B)	(D)	(D)	12	10	1	—	—	1	—	—	—	—	
2111	Oil & gas extraction .....	(B)	(D)	(D)	12	10	1	—	—	1	—	—	—	—	
21111	Oil & gas extraction .....	(B)	(D)	(D)	12	10	1	—	—	1	—	—	—	—	
211111	Crude petroleum & natural gas extraction .....	(B)	(D)	(D)	11	9	1	—	—	1	—	—	—	—	
211112	Natural gas liquid extraction .....	(A)	(D)	(D)	1	1	—	—	—	—	—	—	—	—	
212	Mining (except oil & gas) .....	(C)	(D)	(D)	10	6	1	2	—	1	—	—	—	—	
2121	Coal mining .....	(A)	(D)	(D)	1	1	—	—	—	—	—	—	—	—	
21211	Coal mining .....	(A)	(D)	(D)	1	1	—	—	—	—	—	—	—	—	
212111	Bituminous coal & lignite surface mining .....	(A)	(D)	(D)	1	1	—	—	—	—	—	—	—	—	
2123	Nonmetallic mineral mining & quarrying .....	(C)	(D)	(D)	9	5	1	2	—	1	—	—	—	—	
21231	Stone mining & quarrying .....	(A)	(D)	(D)	1	1	—	—	—	—	—	—	—	—	
212319	Other crushed & broken stone mining & quarrying .....	(A)	(D)	(D)	1	1	—	—	—	—	—	—	—	—	
21232	Sand, gravel, clay, refractory minerals mining .....	(C)	(D)	(D)	8	4	1	2	—	1	—	—	—	—	
212321	Construction sand & gravel mining .....	(C)	(D)	(D)	8	4	1	2	—	1	—	—	—	—	
213	Mining support activities .....	(A)	(D)	(D)	1	1	—	—	—	—	—	—	—	—	
2131	Mining support activities .....	(A)	(D)	(D)	1	1	—	—	—	—	—	—	—	—	
21311	Mining support activities .....	(A)	(D)	(D)	1	1	—	—	—	—	—	—	—	—	
213111	Drilling oil & gas wells .....	(A)	(D)	(D)	1	1	—	—	—	—	—	—	—	—	
<b>22</b>	<b>Utilities .....</b>	<b>(G)</b>	<b>(D)</b>	<b>(D)</b>	<b>40</b>	<b>12</b>	<b>2</b>	<b>4</b>	<b>5</b>	<b>7</b>	<b>9</b>	<b>1</b>	<b>—</b>	<b>—</b>	
221	Utilities .....	(G)	(D)	(D)	40	12	2	4	5	7	9	1	—	—	
2211	Elec pwr generation, transmsn & distribution .....	(G)	(D)	(D)	25	8	—	2	1	5	8	1	—	—	
22111	Electric power generation .....	(G)	(D)	(D)	20	5	—	2	1	5	7	—	—	—	
221112	Fossil fuel electric power generation .....	(G)	(D)	(D)	20	5	—	2	1	5	7	—	—	—	
22112	Electric pwr transmsn, control & distribution .....	(E)	(D)	(D)	5	3	—	—	—	—	1	1	—	—	
221122	Electric power distribution .....	(E)	(D)	(D)	5	3	—	—	—	—	1	1	—	—	
2212	Natural gas distribution .....	(C)	(D)	(D)	6	2	—	2	1	1	—	—	—	—	
22121	Natural gas distribution .....	(C)	(D)	(D)	6	2	—	2	1	1	—	—	—	—	
221210	Natural gas distribution .....	(C)	(D)	(D)	6	2	—	2	1	1	—	—	—	—	
2213	Water, sewage & other systems .....	(E)	(D)	(D)	9	2	2	—	3	1	1	—	—	—	
22131	Water supply & irrigation systems .....	(E)	(D)	(D)	8	1	2	—	3	1	1	—	—	—	
221310	Water supply & irrigation systems .....	(E)	(D)	(D)	8	1	2	—	3	1	1	—	—	—	
22132	Sewage treatment facilities .....	(A)	(D)	(D)	1	1	—	—	—	—	—	—	—	—	
221320	Sewage treatment facilities .....	(A)	(D)	(D)	1	1	—	—	—	—	—	—	—	—	
<b>23</b>	<b>Construction .....</b>	<b>21 263</b>	<b>182 832</b>	<b>797 460</b>	<b>2 374</b>	<b>1 436</b>	<b>435</b>	<b>266</b>	<b>157</b>	<b>58</b>	<b>19</b>	<b>3</b>	<b>—</b>	<b>—</b>	
233	Building, developing & general contracting .....	5 480	46 661	195 117	738	473	126	79	45	9	6	—	—	—	
2331	Land subdivision & land development .....	153	1 169	7 427	34	23	7	3	1	—	—	—	—	—	
23311	Land subdivision & land development .....	153	1 169	7 427	34	23	7	3	1	—	—	—	—	—	
233110	Land subdivision & land development ..	153	1 169	7 427	34	23	7	3	1	—	—	—	—	—	
2332	Residential building construction .....	2 850	19 834	85 577	581	412	97	45	24	3	—	—	—	—	
23321	Single-family housing construction .....	2 765	19 332	83 692	566	401	97	42	23	3	—	—	—	—	
233210	Single-family housing construction .....	2 765	19 332	83 692	566	401	97	42	23	3	—	—	—	—	
23322	Multifamily housing construction .....	85	502	1 885	15	11	—	3	1	—	—	—	—	—	
233220	Multifamily housing construction .....	85	502	1 885	15	11	—	3	1	—	—	—	—	—	

See footnotes at end of table.

**Table 2. The State—Employees, Payroll, and Establishments by Industry: 2001—Con.**

[Excludes most government employees, railroad employees, and self-employed persons. Size class 1 to 4 includes establishments with payroll, but no employees, during mid-March pay period. (D) denotes figures withheld to avoid disclosing data for individual companies; the data are included in broader industry totals. For explanation of terms, abbreviations, and data reliability/comparability, see introductory text]

NAICS code	Industry	Number of employees for week including March 12	Payroll (\$1,000)		Total number of establishments	Number of establishments by employment-size class									
			First quarter	Annual		1 to 4	5 to 9	10 to 19	20 to 49	50 to 99	100 to 249	250 to 499	500 to 999	1,000 or more	
<b>23</b>	<b>Construction—Con.</b>														
233	Building, developing & general contracting—Con.														
2333	Nonresidential building construction .....	2 477	25 658	102 113	123	38	22	31	20	6	6	—	—	—	—
23331	Mfg & industrial building construction .....	94	711	3 614	14	7	3	3	1	—	—	—	—	—	—
233310	Mfg & industrial building construction ...	94	711	3 614	14	7	3	3	1	—	—	—	—	—	—
23332	Commercial & institutional bldg construction .....	2 383	24 947	98 499	109	31	19	28	19	6	6	—	—	—	—
233320	Commercial & institutional bldg construction .....	2 383	24 947	98 499	109	31	19	28	19	6	6	—	—	—	—
234	Heavy construction .....	2 519	23 231	113 997	91	28	17	16	12	15	2	1	—	—	—
2341	Highway, street, bridge & tunnel construction .....	1 119	9 641	53 713	41	14	5	8	4	8	2	—	—	—	—
23411	Highway & street construction .....	949	8 213	45 541	38	14	4	8	3	8	1	—	—	—	—
234110	Highway & street construction .....	949	8 213	45 541	38	14	4	8	3	8	1	—	—	—	—
23412	Bridge & tunnel construction .....	170	1 428	8 172	3	—	1	—	1	—	1	—	—	—	—
234120	Bridge & tunnel construction .....	170	1 428	8 172	3	—	1	—	1	—	1	—	—	—	—
2349	Other heavy construction .....	1 400	13 590	60 284	50	14	12	8	8	7	—	1	—	—	—
23491	Water, sewer & pipeline construction .....	877	8 538	35 372	17	1	6	2	4	3	—	—	—	—	—
234910	Water, sewer & pipeline construction ...	877	8 538	35 372	17	1	6	2	4	3	—	—	—	—	—
23492	Pwr, communication transmsn line construction .....	(C)	(D)	(D)	10	3	1	1	3	2	—	—	—	—	—
234920	Pwr, communication transmsn line construction .....	(C)	(D)	(D)	10	3	1	1	3	2	—	—	—	—	—
23493	Industrial nonbuilding structure construction .....	(C)	(D)	(D)	2	—	—	—	—	2	—	—	—	—	—
234930	Industrial nonbuilding structure construction .....	(C)	(D)	(D)	2	—	—	—	—	2	—	—	—	—	—
23499	All other heavy construction .....	(C)	(D)	(D)	21	10	5	5	1	—	—	—	—	—	—
234990	All other heavy construction .....	(C)	(D)	(D)	21	10	5	5	1	—	—	—	—	—	—
235	Special trade contractors .....	13 264	112 940	488 346	1 545	935	292	171	100	34	11	2	—	—	—
2351	Plumbing, heating & AC contractor .....	4 158	39 696	161 257	318	169	65	34	33	11	4	2	—	—	—
23511	Plumbing, heating & AC contractor .....	4 158	39 696	161 257	318	169	65	34	33	11	4	2	—	—	—
235110	Plumbing, heating & AC contractor .....	4 158	39 696	161 257	318	169	65	34	33	11	4	2	—	—	—
2352	Painting & wall covering contractors .....	642	4 072	20 254	145	104	23	13	4	1	—	—	—	—	—
23521	Painting & wall covering contractors .....	642	4 072	20 254	145	104	23	13	4	1	—	—	—	—	—
235210	Painting & wall covering contractors ....	642	4 072	20 254	145	104	23	13	4	1	—	—	—	—	—
2353	Electrical contractors .....	2 257	20 719	87 409	252	158	45	24	13	9	3	—	—	—	—
23531	Electrical contractors .....	2 257	20 719	87 409	252	158	45	24	13	9	3	—	—	—	—
235310	Electrical contractors .....	2 257	20 719	87 409	252	158	45	24	13	9	3	—	—	—	—
2354	Masonry, drywall, insulation, tile contractors ..	1 700	11 985	61 212	208	124	44	22	12	4	2	—	—	—	—
23541	Masonry & stone contractors .....	776	4 487	23 622	127	83	28	10	4	1	1	—	—	—	—
235410	Masonry & stone contractors .....	776	4 487	23 622	127	83	28	10	4	1	1	—	—	—	—
23542	Drywall, acoustical & insulation contractors .....	869	6 939	35 775	63	29	11	11	8	3	1	—	—	—	—
235420	Drywall, acoustical & insulation contractors .....	869	6 939	35 775	63	29	11	11	8	3	1	—	—	—	—
23543	Tile, marble, terrazzo & mosaic contractors .....	55	559	1 815	18	12	5	1	—	—	—	—	—	—	—
235430	Tile, marble, terrazzo & mosaic contractors .....	55	559	1 815	18	12	5	1	—	—	—	—	—	—	—
2355	Carpentry & floor contractors .....	1 003	6 777	29 308	211	155	30	16	9	1	—	—	—	—	—
23551	Carpentry contractors .....	693	4 393	18 834	153	118	20	9	5	1	—	—	—	—	—
235510	Carpentry contractors .....	693	4 393	18 834	153	118	20	9	5	1	—	—	—	—	—
23552	Floor laying & other floor contractors .....	310	2 384	10 474	58	37	10	7	4	—	—	—	—	—	—
235520	Floor laying & other floor contractors ...	310	2 384	10 474	58	37	10	7	4	—	—	—	—	—	—
2356	Roofing, siding, & sheet metal contractors ..	675	5 688	24 554	79	33	23	15	8	—	—	—	—	—	—
23561	Roofing, siding, & sheet metal contractors .....	675	5 688	24 554	79	33	23	15	8	—	—	—	—	—	—
235610	Roofing, siding, & sheet metal contractors .....	675	5 688	24 554	79	33	23	15	8	—	—	—	—	—	—
2357	Concrete contractors .....	1 285	9 732	40 447	108	50	20	20	13	4	1	—	—	—	—
23571	Concrete contractors .....	1 285	9 732	40 447	108	50	20	20	13	4	1	—	—	—	—
235710	Concrete contractors .....	1 285	9 732	40 447	108	50	20	20	13	4	1	—	—	—	—
2358	Water well drilling contractors .....	49	347	1 450	13	8	4	1	—	—	—	—	—	—	—
23581	Water well drilling contractors .....	49	347	1 450	13	8	4	1	—	—	—	—	—	—	—
235810	Water well drilling contractors .....	49	347	1 450	13	8	4	1	—	—	—	—	—	—	—
2359	Other special trade contractors .....	1 495	13 924	62 455	211	134	38	26	8	4	1	—	—	—	—
23591	Structural steel erection contractors .....	383	5 486	22 044	18	8	2	4	2	1	1	—	—	—	—
235910	Structural steel erection contractors .....	383	5 486	22 044	18	8	2	4	2	1	1	—	—	—	—
23592	Glass & glazing contractors .....	(C)	(D)	(D)	19	10	4	4	1	—	—	—	—	—	—
235920	Glass & glazing contractors .....	(C)	(D)	(D)	19	10	4	4	1	—	—	—	—	—	—
23593	Excavation contractors .....	343	2 515	13 470	78	57	14	4	2	1	—	—	—	—	—
235930	Excavation contractors .....	343	2 515	13 470	78	57	14	4	2	1	—	—	—	—	—
23594	Wrecking & demolition contractors .....	(B)	(D)	(D)	5	3	1	1	—	—	—	—	—	—	—
235940	Wrecking & demolition contractors .....	(B)	(D)	(D)	5	3	1	1	—	—	—	—	—	—	—
23595	Bldg equip & oth mach installation contractor .....	(B)	(D)	(D)	12	7	1	4	—	—	—	—	—	—	—
235950	Bldg equip & oth mach installation contractor .....	(B)	(D)	(D)	12	7	1	4	—	—	—	—	—	—	—
23599	All other special trade contractors .....	543	4 090	19 642	79	49	16	9	3	2	—	—	—	—	—
235990	All other special trade contractors .....	543	4 090	19 642	79	49	16	9	3	2	—	—	—	—	—
<b>31-33</b>	<b>Manufacturing .....</b>	<b>41 887</b>	<b>419 201</b>	<b>1 744 682</b>	<b>694</b>	<b>227</b>	<b>128</b>	<b>102</b>	<b>103</b>	<b>52</b>	<b>47</b>	<b>18</b>	<b>10</b>	<b>7</b>	
311	Food mfg .....	8 718	48 229	211 122	68	20	7	11	13	6	2	3	3	3	
3111	Animal food mfg .....	(C)	(D)	(D)	8	2	1	1	2	2	—	—	—	—	
31111	Animal food mfg .....	(C)	(D)	(D)	8	2	1	1	2	2	—	—	—	—	
311111	Dog & cat food mfg .....	(A)	(D)	(D)	2	2	—	—	—	—	—	—	—	—	
311119	Other animal food mfg .....	(C)	(D)	(D)	6	—	1	1	2	2	—	—	—	—	

See footnotes at end of table.



### Table 2. The State—Employees, Payroll, and Establishments by Industry: 2001—Con.

[Excludes most government employees, railroad employees, and self-employed persons. Size class 1 to 4 includes establishments with payroll, but no employees, during mid-March pay period. (D) denotes figures withheld to avoid disclosing data for individual companies; the data are included in broader industry totals. For explanation of terms, abbreviations, and data reliability/comparability, see introductory text]

NAICS code	Industry	Number of employees for week including March 12	Payroll (\$1,000)		Total number of establishments	Number of establishments by employment-size class								
			First quarter	Annual		1 to 4	5 to 9	10 to 19	20 to 49	50 to 99	100 to 249	250 to 499	500 to 999	1,000 or more
<b>31-33</b>	<b>Manufacturing—Con.</b>													
315	Apparel manufacturing—Con.													
3152	Cut & sew apparel mfg—Con.													
31529	Other cut & sew apparel mfg	(A)	(D)	(D)	1	—	1	—	—	—	—	—	—	—
315299	All other cut & sew apparel mfg	(A)	(D)	(D)	1	—	1	—	—	—	—	—	—	—
316	Leather & allied product mfg	(B)	(D)	(D)	3	2	—	—	1	—	—	—	—	—
3169	Other leather & allied product mfg	(B)	(D)	(D)	3	2	—	—	1	—	—	—	—	—
31699	Other leather & allied product mfg	(B)	(D)	(D)	3	2	—	—	1	—	—	—	—	—
316991	Luggage mfg	(A)	(D)	(D)	1	1	—	—	—	—	—	—	—	—
316999	All other leather good mfg	(B)	(D)	(D)	2	1	—	—	1	—	—	—	—	—
321	Wood product mfg	689	5 195	21 179	22	7	3	5	4	1	1	1	—	—
3211	Sawmills & wood preservation	(B)	(D)	(D)	5	2	1	2	—	—	—	—	—	—
32111	Sawmills & wood preservation	(B)	(D)	(D)	5	2	1	2	—	—	—	—	—	—
321113	Sawmills	(B)	(D)	(D)	5	2	1	2	—	—	—	—	—	—
3212	Veneer, plywood & engineered wood product mfg	(C)	(D)	(D)	3	—	1	—	1	1	—	—	—	—
32121	Veneer, plywood & engineered wood product mfg	(C)	(D)	(D)	3	—	1	—	1	1	—	—	—	—
321214	Truss mfg	(C)	(D)	(D)	3	—	1	—	1	1	—	—	—	—
3219	Other wood product mfg	(F)	(D)	(D)	14	5	1	3	3	—	1	1	—	—
32191	Millwork	(B)	(D)	(D)	3	1	—	1	1	—	—	—	—	—
321911	Wood window & door mfg	(B)	(D)	(D)	3	1	—	1	1	—	—	—	—	—
32192	Wood container & pallet mfg	(B)	(D)	(D)	4	2	1	1	—	—	—	—	—	—
321920	Wood container & pallet mfg	(B)	(D)	(D)	4	2	1	1	—	—	—	—	—	—
32199	All other wood product mfg	(E)	(D)	(D)	7	2	—	1	2	—	1	1	—	—
321991	Manufactured home (mobile home) mfg	(C)	(D)	(D)	1	—	—	—	—	—	1	—	—	—
321992	Prefabricated wood building mfg	(E)	(D)	(D)	3	—	—	—	2	—	—	1	—	—
321999	All other miscellaneous wood product mfg	(A)	(D)	(D)	3	2	—	1	—	—	—	—	—	—
322	Paper mfg	1 717	16 172	59 528	7	—	—	—	—	3	3	—	—	1
3221	Pulp, paper & paperboard mills	(B)	(D)	(D)	1	—	—	—	—	1	—	—	—	—
32212	Paper mills	(B)	(D)	(D)	1	—	—	—	—	1	—	—	—	—
322121	Paper (except newsprint) mills	(B)	(D)	(D)	1	—	—	—	—	1	—	—	—	—
3222	Converted paper product mfg	(G)	(D)	(D)	6	—	—	—	—	2	3	—	—	1
32221	Paperboard container mfg	(F)	(D)	(D)	4	—	—	—	—	1	3	—	—	—
322211	Corrugated & solid fiber box mfg	(C)	(D)	(D)	1	—	—	—	—	—	1	—	—	—
322212	Folding paperboard box mfg	(C)	(D)	(D)	1	—	—	—	—	—	1	—	—	—
322214	Fiber can, tube, drum & similar products mfg	(C)	(D)	(D)	1	—	—	—	—	—	1	—	—	—
322215	Nonfolding sanitary food container mfg	(B)	(D)	(D)	1	—	—	—	—	—	1	—	—	—
32222	Paper bag & coated & treated paper mfg	(B)	(D)	(D)	1	—	—	—	—	—	1	—	—	—
322222	Coated & laminated paper mfg	(B)	(D)	(D)	1	—	—	—	—	—	1	—	—	—
32229	Other converted paper product mfg	(G)	(D)	(D)	1	—	—	—	—	—	—	—	—	1
322291	Sanitary paper product mfg	(G)	(D)	(D)	1	—	—	—	—	—	—	—	—	1
323	Printing & related support activities	1 639	20 595	80 790	81	27	31	11	8	3	—	—	1	—
3231	Printing & related support activities	1 639	20 595	80 790	81	27	31	11	8	3	—	—	1	—
32311	Printing	(G)	(D)	(D)	77	25	30	10	8	3	—	—	1	—
323110	Commercial lithographic printing	503	4 197	17 052	36	10	16	2	5	3	—	—	—	—
323111	Commercial gravure printing	(B)	(D)	(D)	1	—	—	—	1	—	—	—	—	—
323113	Commercial screen printing	(F)	(D)	(D)	13	3	6	3	—	—	—	—	1	—
323114	Quick printing	(C)	(D)	(D)	18	11	6	—	1	—	—	—	—	—
323115	Digital printing	(B)	(D)	(D)	2	—	—	—	1	—	—	—	—	—
323116	Manifold business form printing	(A)	(D)	(D)	1	—	—	1	—	—	—	—	—	—
323117	Book printing	(B)	(D)	(D)	2	—	1	1	—	—	—	—	—	—
323118	Blankbook, loose-leaf binder & device mfg	(A)	(D)	(D)	1	—	—	1	—	—	—	—	—	—
323119	Other commercial printing	(B)	(D)	(D)	3	1	—	2	—	—	—	—	—	—
32312	Printing support activities	(B)	(D)	(D)	4	2	1	1	—	—	—	—	—	—
323121	Tradebinding & related work	(A)	(D)	(D)	1	—	1	—	—	—	—	—	—	—
323122	Prepress services	(A)	(D)	(D)	3	2	—	1	—	—	—	—	—	—
324	Petroleum & coal products mfg	865	14 042	59 909	18	4	6	3	3	1	—	—	1	—
3241	Petroleum & coal products mfg	865	14 042	59 909	18	4	6	3	3	1	—	—	1	—
32411	Petroleum refineries	(F)	(D)	(D)	4	2	—	—	1	—	—	—	1	—
324110	Petroleum refineries	(F)	(D)	(D)	4	2	—	—	1	—	—	—	1	—
32412	Asphalt paving, roofing & saturated mat mfg	156	1 248	5 758	11	1	6	2	1	1	—	—	—	—
324121	Asphalt paving mixture & block mfg	(B)	(D)	(D)	9	1	5	2	1	—	—	—	—	—
324122	Asphalt shingle & coating materials mfg	(B)	(D)	(D)	2	—	1	—	—	1	—	—	—	—
32419	Other petroleum & coal products mfg	(B)	(D)	(D)	3	1	—	1	1	—	—	—	—	—
324191	Petroleum lubricating oil & grease mfg	(B)	(D)	(D)	3	1	—	1	1	—	—	—	—	—
325	Chemical mfg	7 567	108 487	454 309	67	23	5	5	7	9	9	6	2	1
3251	Basic chemical mfg	2 557	30 905	152 842	18	6	1	—	—	3	5	2	1	—
32511	Petrochemical mfg	(C)	(D)	(D)	1	—	—	—	—	—	1	—	—	—
325110	Petrochemical mfg	(C)	(D)	(D)	1	—	—	—	—	—	1	—	—	—
32512	Industrial gas mfg	96	1 523	6 147	5	3	1	—	—	1	—	—	—	—
325120	Industrial gas mfg	96	1 523	6 147	5	3	1	—	—	1	—	—	—	—
32513	Synthetic dye & pigment mfg	(F)	(D)	(D)	2	—	—	—	—	—	1	1	—	—
325131	Inorganic dye & pigment mfg	(C)	(D)	(D)	1	—	—	—	—	—	1	—	—	—
325132	Synthetic organic dye & pigment mfg	(E)	(D)	(D)	1	—	—	—	—	—	1	—	—	—
32518	Other basic inorganic chemical mfg	(F)	(D)	(D)	5	1	—	—	—	2	1	1	—	—
325181	Alkalies & chlorine mfg	(C)	(D)	(D)	1	—	—	—	—	—	1	—	—	—
325188	All other basic inorganic chemical mfg	(E)	(D)	(D)	4	1	—	—	—	2	—	1	—	—
32519	Other basic organic chemical mfg	(G)	(D)	(D)	5	2	—	—	—	—	2	—	1	—
325199	All other basic organic chemical mfg	(G)	(D)	(D)	5	2	—	—	—	—	2	—	1	—
3252	Resin, syn rubber, arti & syn fibers, fil mfg	2 105	28 761	107 306	9	—	—	—	2	1	2	1	—	1
32521	Resin & synthetic rubber mfg	(F)	(D)	(D)	7	—	—	1	1	2	2	1	—	—
325211	Plastics material & resin mfg	(F)	(D)	(D)	6	—	—	1	1	2	1	1	—	—
325212	Synthetic rubber mfg	(C)	(D)	(D)	1	—	—	—	—	—	1	—	—	—
32522	Artificial & synthetic fibers, filaments mfg	(G)	(D)	(D)	2	—	—	—	1	—	—	—	—	1
325222	Noncellulosic organic fiber mfg	(G)	(D)	(D)	2	—	—	1	—	—	—	—	—	1

See footnotes at end of table.



**Table 2. The State—Employees, Payroll, and Establishments by Industry: 2001—Con.**

[Excludes most government employees, railroad employees, and self-employed persons. Size class 1 to 4 includes establishments with payroll, but no employees, during mid-March pay period. (D) denotes figures withheld to avoid disclosing data for individual companies; the data are included in broader industry totals. For explanation of terms, abbreviations, and data reliability/comparability, see introductory text]

NAICS code	Industry	Number of employees for week including March 12	Payroll (\$1,000)		Total number of establishments	Number of establishments by employment-size class									
			First quarter	Annual		1 to 4	5 to 9	10 to 19	20 to 49	50 to 99	100 to 249	250 to 499	500 to 999	1,000 or more	
<b>31-33</b>	<b>Manufacturing—Con.</b>														
325	Chemical mfg—Con.														
3253	Pesticide, fertilizer & oth ag chemical mfg ...	(B)	(D)	(D)	10	8	1	—	1	—	—	—	—	—	
32531	Fertilizer mfg .....	(B)	(D)	(D)	9	7	1	—	1	—	—	—	—	—	
325311	Nitrogenous fertilizer mfg .....	(A)	(D)	(D)	1	1	—	—	—	—	—	—	—	—	
325314	Fertilizer (mixing only) mfg .....	(B)	(D)	(D)	8	6	1	—	1	—	—	—	—	—	
32532	Pesticide & other agricultural chemical mfg .....	(A)	(D)	(D)	1	1	—	—	—	—	—	—	—	—	
325320	Pesticide & other agricultural chemical mfg .....	(A)	(D)	(D)	1	1	—	—	—	—	—	—	—	—	
3254	Pharmaceutical & medicine mfg .....	(G)	(D)	(D)	9	3	—	—	2	1	1	2	—	—	
32541	Pharmaceutical & medicine mfg .....	(G)	(D)	(D)	9	3	—	—	2	1	1	2	—	—	
325411	Medicinal & botanical mfg .....	(C)	(D)	(D)	1	—	—	—	—	—	1	—	—	—	
325412	Pharmaceutical preparation mfg .....	(F)	(D)	(D)	4	2	—	—	1	—	—	1	—	—	
325413	In-vitro diagnostic substance mfg .....	(E)	(D)	(D)	1	—	—	—	—	1	—	—	—	—	
325414	Biological product (exc diagnostic) mfg ..	(E)	(D)	(D)	3	1	—	—	1	—	—	1	—	—	
3255	Paint, coating & adhesive mfg .....	(C)	(D)	(D)	6	3	1	1	—	1	—	—	—	—	
32551	Paint & coating mfg .....	(C)	(D)	(D)	4	2	—	1	—	1	—	—	—	—	
325510	Paint & coating mfg .....	(C)	(D)	(D)	4	2	—	1	—	1	—	—	—	—	
32552	Adhesive mfg .....	(A)	(D)	(D)	2	1	1	—	—	—	—	—	—	—	
325520	Adhesive mfg .....	(A)	(D)	(D)	2	1	1	—	—	—	—	—	—	—	
3256	Soap, cleaners & toilet preparation mfg .....	(G)	(D)	(D)	7	2	1	—	1	—	1	1	1	—	
32561	Soap & cleaning compound mfg .....	(F)	(D)	(D)	4	—	1	—	1	—	1	—	1	—	
325612	Polish & other sanitation goods mfg .....	(F)	(D)	(D)	2	—	—	—	1	—	—	—	—	1	
325613	Surface active agent mfg .....	(C)	(D)	(D)	2	—	1	—	—	—	1	—	—	—	
32562	Toilet preparation mfg .....	(E)	(D)	(D)	3	2	—	—	—	—	—	1	—	—	
325620	Toilet preparation mfg .....	(E)	(D)	(D)	3	2	—	—	—	—	—	1	—	—	
3259	Other chemical product & preparation mfg ..	(E)	(D)	(D)	8	1	1	2	2	2	—	—	—	—	
32591	Printing ink mfg .....	(B)	(D)	(D)	2	1	—	—	—	1	—	—	—	—	
325910	Printing ink mfg .....	(B)	(D)	(D)	2	1	—	—	—	1	—	—	—	—	
32599	All other chemical product & preparation mfg ..	(C)	(D)	(D)	6	—	1	2	2	1	—	—	—	—	
325991	Custom compounding of purchased resin .....	(B)	(D)	(D)	2	—	—	1	—	1	—	—	—	—	
325998	All oth misc chemical product & prep mfg .....	(C)	(D)	(D)	4	—	1	1	2	—	—	—	—	—	
326	Plastics & rubber products mfg .....	3 409	32 097	127 089	51	13	4	6	9	9	8	1	1	—	
3261	Plastics product mfg .....	2 610	23 008	90 845	39	10	3	4	6	8	7	—	1	—	
32611	Unsupported plastics film, sheet, & bag mfg .....	636	7 755	28 244	8	2	—	1	1	2	2	—	—	—	
326112	Unsupported plastics packaging film and sheet mfg .....	(C)	(D)	(D)	2	—	—	1	—	—	1	—	—	—	
326113	Unsupported plastics film and sheet (except packaging) mfg .....	(E)	(D)	(D)	6	2	—	—	1	2	1	—	—	—	
32612	Plastics pipe, pipe fitting, & unsupported profile shape mfg .....	213	2 399	10 548	6	3	1	—	1	—	1	—	—	—	
326121	Unsupported plastics profile shape mfg ..	(C)	(D)	(D)	3	—	1	—	1	—	1	—	—	—	
326122	Plastics pipe & pipe fitting mfg .....	(A)	(D)	(D)	3	3	—	—	—	—	—	—	—	—	
32613	Laminated plastics plate, sheet & shape mfg .....	(B)	(D)	(D)	3	2	—	—	1	—	—	—	—	—	
326130	Laminated plastics plate, sheet & shape mfg .....	(B)	(D)	(D)	3	2	—	—	1	—	—	—	—	—	
32614	Polystyrene foam product mfg .....	(B)	(D)	(D)	1	—	—	—	1	—	—	—	—	—	
326140	Polystyrene foam product mfg .....	(B)	(D)	(D)	1	—	—	—	1	—	—	—	—	—	
32615	Foam product (exc polystyrene) mfg .....	(B)	(D)	(D)	2	1	—	—	—	1	—	—	—	—	
326150	Foam product (exc polystyrene) mfg .....	(B)	(D)	(D)	2	1	—	—	—	1	—	—	—	—	
32616	Plastics bottle mfg .....	(B)	(D)	(D)	1	—	—	—	1	—	—	—	—	—	
326160	Plastics bottle mfg .....	(B)	(D)	(D)	1	—	—	—	1	—	—	—	—	—	
32619	Other plastics product mfg .....	1 577	11 017	45 328	18	2	2	3	1	5	4	—	1	—	
326191	Plastics plumbing fixture mfg .....	(A)	(D)	(D)	3	2	1	—	—	—	—	—	—	—	
326192	Resilient floor covering mfg .....	(A)	(D)	(D)	1	—	—	—	—	—	—	—	—	—	
326199	All other plastics product mfg .....	(G)	(D)	(D)	14	—	1	3	1	5	4	—	1	—	
3262	Rubber product mfg .....	799	9 089	36 244	12	3	1	2	3	1	1	—	—	—	
32621	Tire mfg .....	(A)	(D)	(D)	2	2	—	—	—	—	—	—	—	—	
326212	Tire retreading .....	(A)	(D)	(D)	2	2	—	—	—	—	—	—	—	—	
32622	Rubber & plastics hoses & belting mfg .....	(B)	(D)	(D)	2	—	1	1	—	—	—	—	—	—	
326220	Rubber & plastics hoses & belting mfg ..	(B)	(D)	(D)	2	—	1	1	—	—	—	—	—	—	
32629	Other rubber product mfg .....	(F)	(D)	(D)	8	1	—	1	3	1	1	—	—	—	
326291	Rubber product mfg for mechanical use .....	(F)	(D)	(D)	2	—	—	—	—	—	1	1	—	—	
326299	All other rubber product mfg .....	(C)	(D)	(D)	6	1	—	1	3	1	—	—	—	—	
327	Nonmetallic mineral product mfg .....	908	7 459	33 835	43	9	9	11	10	3	1	—	—	—	
3271	Clay product & refractory mfg .....	(A)	(D)	(D)	4	2	2	—	—	—	—	—	—	—	
32711	Pottery, ceramics & plumbing fixture mfg ..	(A)	(D)	(D)	2	2	—	—	—	—	—	—	—	—	
327112	Vitreous china & other pottery product mfg .....	(A)	(D)	(D)	2	2	—	—	—	—	—	—	—	—	
32712	Clay building material & refractories mfg ..	(A)	(D)	(D)	2	—	2	—	—	—	—	—	—	—	
327125	Nonclay refractory mfg .....	(A)	(D)	(D)	2	—	2	—	—	—	—	—	—	—	
3272	Glass & glass product mfg .....	(B)	(D)	(D)	7	2	4	1	—	—	—	—	—	—	
32721	Glass & glass product mfg .....	(B)	(D)	(D)	7	2	4	1	—	—	—	—	—	—	
327212	Other pressed & blown glass & glassware mfg .....	(A)	(D)	(D)	3	1	2	—	—	—	—	—	—	—	
327215	Glass product mfg made of purchased glass .....	(B)	(D)	(D)	4	1	2	1	—	—	—	—	—	—	
3273	Cement & concrete product mfg .....	565	3 949	18 957	27	4	2	10	10	1	—	—	—	—	
32732	Ready-mix concrete mfg .....	355	2 529	12 498	16	1	1	8	5	1	—	—	—	—	
327320	Ready-mix concrete mfg .....	355	2 529	12 498	16	1	1	8	5	1	—	—	—	—	
32733	Concrete pipe, brick & block mfg .....	80	613	2 568	4	2	—	—	2	—	—	—	—	—	
327331	Concrete block & brick mfg .....	(B)	(D)	(D)	2	1	—	—	1	—	—	—	—	—	
327332	Concrete pipe mfg .....	(B)	(D)	(D)	2	1	—	—	1	—	—	—	—	—	
32739	Other concrete product mfg .....	130	807	3 891	7	1	1	2	3	—	—	—	—	—	
327390	Other concrete product mfg .....	130	807	3 891	7	1	1	2	3	—	—	—	—	—	

See footnotes at end of table.

**Table 2. The State—Employees, Payroll, and Establishments by Industry: 2001—Con.**

[Excludes most government employees, railroad employees, and self-employed persons. Size class 1 to 4 includes establishments with payroll, but no employees, during mid-March pay period. (D) denotes figures withheld to avoid disclosing data for individual companies; the data are included in broader industry totals. For explanation of terms, abbreviations, and data reliability/comparability, see introductory text]

NAICS code	Industry	Number of employees for week including March 12	Payroll (\$1,000)		Total number of establishments	Number of establishments by employment-size class								
			First quarter	Annual		1 to 4	5 to 9	10 to 19	20 to 49	50 to 99	100 to 249	250 to 499	500 to 999	1,000 or more
<b>31-33</b>	<b>Manufacturing—Con.</b>													
327	Nonmetallic mineral product mfg—Con.													
3274	Lime & gypsum product mfg.....	(C)	(D)	(D)	2	1	—	—	—	—	1	—	—	—
32742	Gypsum product mfg.....	(C)	(D)	(D)	2	1	—	—	—	—	1	—	—	—
327420	Gypsum product mfg.....	(C)	(D)	(D)	2	1	—	—	—	—	1	—	—	—
3279	Other nonmetallic mineral product mfg.....	(C)	(D)	(D)	3	—	1	—	—	2	—	—	—	—
32799	All other nonmetallic mineral product mfg.....	(C)	(D)	(D)	3	—	1	—	—	2	—	—	—	—
327991	Cut stone & stone product mfg.....	(A)	(D)	(D)	1	—	1	—	—	—	—	—	—	—
327992	Ground or treated mineral & earth mfg.....	(B)	(D)	(D)	1	—	—	—	—	1	—	—	—	—
327993	Mineral wool mfg.....	(B)	(D)	(D)	1	—	—	—	—	1	—	—	—	—
331	Primary metal mfg.....	891	8 860	35 835	13	4	—	3	1	2	2	1	—	—
3311	Iron & steel mills & ferroalloy mfg.....	(E)	(D)	(D)	5	3	—	—	1	—	—	1	—	—
33111	Iron & steel mills & ferroalloy mfg.....	(E)	(D)	(D)	5	3	—	—	1	—	—	1	—	—
331111	Iron & steel mills.....	(E)	(D)	(D)	5	3	—	—	1	—	—	1	—	—
3312	Steel product mfg from purchased steel.....	243	2 333	8 187	3	—	—	—	—	2	1	—	—	—
33121	Iron, steel pipe & tube mfg from purchased steel.....	(C)	(D)	(D)	1	—	—	—	—	—	1	—	—	—
331210	Iron, steel pipe & tube mfg from purchased steel.....	(C)	(D)	(D)	1	—	—	—	—	—	1	—	—	—
33122	Rolling & drawing of purchased steel.....	(C)	(D)	(D)	2	—	—	—	—	2	—	—	—	—
331222	Steel wire drawing.....	(C)	(D)	(D)	2	—	—	—	—	2	—	—	—	—
3313	Alumina & aluminum production & processing.....	(A)	(D)	(D)	2	1	—	1	—	—	—	—	—	—
33131	Alumina & aluminum production & processing.....	(A)	(D)	(D)	2	1	—	1	—	—	—	—	—	—
331316	Aluminum extruded product mfg.....	(A)	(D)	(D)	1	1	—	—	—	—	—	—	—	—
331319	Other aluminum rolling & drawing.....	(A)	(D)	(D)	1	—	—	1	—	—	—	—	—	—
3314	Nonferrous (exc alum) production & processing.....	(B)	(D)	(D)	2	—	—	2	—	—	—	—	—	—
33149	Other nonferrous roll, draw, extruding, alloying.....	(B)	(D)	(D)	2	—	—	2	—	—	—	—	—	—
331491	Other nonferrous metal roll, draw, extruding.....	(B)	(D)	(D)	2	—	—	2	—	—	—	—	—	—
3315	Foundries.....	(C)	(D)	(D)	1	—	—	—	—	—	1	—	—	—
33151	Ferrous metal foundries.....	(C)	(D)	(D)	1	—	—	—	—	—	1	—	—	—
331513	Steel foundries (except investment).....	(C)	(D)	(D)	1	—	—	—	—	—	1	—	—	—
332	Fabricated metal product mfg.....	3 134	27 500	116 400	97	28	19	17	21	5	6	1	—	—
3321	Forging & stamping.....	(B)	(D)	(D)	1	—	—	—	1	—	—	—	—	—
33211	Forging & stamping.....	(B)	(D)	(D)	1	—	—	—	1	—	—	—	—	—
332116	Metal stamping.....	(B)	(D)	(D)	1	—	—	—	1	—	—	—	—	—
3322	Cutlery & handtool mfg.....	(B)	(D)	(D)	3	1	1	1	—	—	—	—	—	—
33221	Cutlery & handtool mfg.....	(B)	(D)	(D)	3	1	1	1	—	—	—	—	—	—
332211	Cutlery & flatware (exc precious) mfg.....	(A)	(D)	(D)	2	1	—	1	—	—	—	—	—	—
332212	Hand & edge tool mfg.....	(A)	(D)	(D)	1	—	1	—	—	—	—	—	—	—
3323	Architectural & structural metals mfg.....	1 646	13 562	57 965	26	2	4	6	9	1	3	1	—	—
33231	Plate work & fabricated structural prod mfg.....	479	4 212	20 594	9	—	—	2	5	1	1	—	—	—
332312	Fabricated structural metal mfg.....	(E)	(D)	(D)	6	—	—	1	4	—	1	—	—	—
332313	Plate work mfg.....	(C)	(D)	(D)	3	—	—	1	1	1	—	—	—	—
33232	Ornamental & architectural metal prod mfg.....	1 167	9 350	37 371	17	2	4	4	4	—	2	1	—	—
332321	Metal window & door mfg.....	(C)	(D)	(D)	2	—	—	—	1	—	1	—	—	—
332322	Sheet metal work mfg.....	(F)	(D)	(D)	12	2	3	3	2	—	1	1	—	—
332323	Ornamental & architectural metal work mfg.....	(B)	(D)	(D)	3	—	1	1	1	—	—	—	—	—
3324	Boiler, tank & shipping container mfg.....	(C)	(D)	(D)	5	2	2	—	—	—	1	—	—	—
33241	Power boiler & heat exchanger mfg.....	(C)	(D)	(D)	1	—	—	—	—	—	—	—	—	—
332410	Power boiler & heat exchanger mfg.....	(C)	(D)	(D)	1	—	—	—	—	—	—	—	—	—
33242	Metal tank (heavy gauge) mfg.....	(A)	(D)	(D)	2	—	2	—	—	—	—	—	—	—
332420	Metal tank (heavy gauge) mfg.....	(A)	(D)	(D)	2	—	2	—	—	—	—	—	—	—
33243	Light gauge metal container mfg.....	(A)	(D)	(D)	2	2	—	—	—	—	—	—	—	—
332439	Other metal container mfg.....	(A)	(D)	(D)	2	2	—	—	—	—	—	—	—	—
3325	Hardware mfg.....	(B)	(D)	(D)	4	1	2	—	1	—	—	—	—	—
33251	Hardware mfg.....	(B)	(D)	(D)	4	1	2	—	1	—	—	—	—	—
332510	Hardware mfg.....	(B)	(D)	(D)	4	1	2	—	1	—	—	—	—	—
3326	Spring & wire product mfg.....	(B)	(D)	(D)	2	—	1	1	—	—	—	—	—	—
33261	Spring & wire product mfg.....	(B)	(D)	(D)	2	—	1	1	—	—	—	—	—	—
332618	Other fabricated wire product mfg.....	(B)	(D)	(D)	2	—	1	1	—	—	—	—	—	—
3327	Mach shops, turn prod, screw, nut, bolt mfg.....	592	6 233	27 553	38	16	6	7	6	3	—	—	—	—
33271	Machine shops.....	(E)	(D)	(D)	36	16	6	7	5	2	—	—	—	—
332710	Machine shops.....	(E)	(D)	(D)	36	16	6	7	5	2	—	—	—	—
33272	Turned product & screw, nut & bolt mfg.....	(C)	(D)	(D)	2	—	—	—	1	1	—	—	—	—
332721	Precision turned product mfg.....	(C)	(D)	(D)	2	—	—	—	1	1	—	—	—	—
3328	Coating, engrave, heat treating & oth activity.....	(C)	(D)	(D)	8	2	2	2	2	—	—	—	—	—
33281	Coating, engrave, heat treating & oth activity.....	(C)	(D)	(D)	8	2	2	2	2	—	—	—	—	—
332811	Metal heat treating.....	(A)	(D)	(D)	1	—	—	1	—	—	—	—	—	—
332812	Metal coating, engraving & allied services.....	(A)	(D)	(D)	3	1	2	—	—	—	—	—	—	—
332813	Electropl, plating, polish, anodize, coloring.....	(C)	(D)	(D)	4	1	—	1	2	—	—	—	—	—
3329	Other fabricated metal product mfg.....	399	3 463	14 611	10	4	1	—	2	1	2	—	—	—
33291	Metal valve mfg.....	(C)	(D)	(D)	2	1	—	—	—	—	1	—	—	—
332911	Industrial valve mfg.....	(A)	(D)	(D)	1	1	—	—	—	—	—	—	—	—
332913	Plumbing fixture fitting & trim mfg.....	(C)	(D)	(D)	1	—	—	—	—	—	1	—	—	—
33299	All other fabricated metal product mfg.....	(E)	(D)	(D)	8	3	1	—	2	1	1	—	—	—
332993	Ammunition (exc small arms) mfg.....	(C)	(D)	(D)	1	—	—	—	—	—	1	—	—	—
332996	Fabricated pipe & pipe fitting mfg.....	(C)	(D)	(D)	3	—	—	—	2	1	—	—	—	—
332999	All other misc fabricated metal product mfg.....	(A)	(D)	(D)	4	3	1	—	—	—	—	—	—	—

See footnotes at end of table.

**Table 2. The State—Employees, Payroll, and Establishments by Industry: 2001—Con.**

[Excludes most government employees, railroad employees, and self-employed persons. Size class 1 to 4 includes establishments with payroll, but no employees, during mid-March pay period. (D) denotes figures withheld to avoid disclosing data for individual companies; the data are included in broader industry totals. For explanation of terms, abbreviations, and data reliability/comparability, see introductory text]

NAICS code	Industry	Number of employees for week including March 12	Payroll (\$1,000)		Total number of establishments	Number of establishments by employment-size class								
			First quarter	Annual		1 to 4	5 to 9	10 to 19	20 to 49	50 to 99	100 to 249	250 to 499	500 to 999	1,000 or more
<b>31-33</b>	<b>Manufacturing—Con.</b>													
333	Machinery mfg .....	(G)	(D)	(D)	31	10	9	6	2	—	2	2	—	—
3331	Ag, construction & mining machinery mfg ...	(B)	(D)	(D)	2	1	—	—	1	—	—	—	—	—
33313	Mining & oil & gas field machinery mfg .....	(B)	(D)	(D)	2	1	—	—	1	—	—	—	—	—
333131	Mining machinery & equipment mfg .....	(B)	(D)	(D)	1	—	—	—	1	—	—	—	—	—
333132	Oil & gas field machinery & equipment mfg .....	(A)	(D)	(D)	1	1	—	—	—	—	—	—	—	—
3332	Industrial machinery mfg .....	(A)	(D)	(D)	5	3	2	—	—	—	—	—	—	—
33329	Other industrial machinery mfg .....	(A)	(D)	(D)	5	3	2	—	—	—	—	—	—	—
333292	Textile machinery mfg .....	(A)	(D)	(D)	2	1	1	—	—	—	—	—	—	—
333293	Printing machinery & equipment mfg .....	(A)	(D)	(D)	1	1	—	—	—	—	—	—	—	—
333298	All other industrial machinery mfg .....	(A)	(D)	(D)	2	1	1	—	—	—	—	—	—	—
3333	Commercial & service industry machinery mfg .....	(A)	(D)	(D)	2	1	1	—	—	—	—	—	—	—
33331	Commercial & service industry machinery mfg .....	(A)	(D)	(D)	2	1	1	—	—	—	—	—	—	—
333315	Photographic & photocopying equipment mfg .....	(A)	(D)	(D)	1	—	1	—	—	—	—	—	—	—
333319	Oth commercial, service industry machinery mfg .....	(A)	(D)	(D)	1	1	—	—	—	—	—	—	—	—
3334	HVAC & commercial refrigeration equipment mfg .....	(F)	(D)	(D)	6	—	1	1	1	—	1	2	—	—
33341	HVAC & commercial refrigeration equipment mfg .....	(F)	(D)	(D)	6	—	1	1	1	—	1	2	—	—
333411	Air purification equipment mfg .....	(C)	(D)	(D)	2	—	—	1	—	—	1	—	—	—
333415	AC, warm air htg & commercial refig equip mfg .....	(F)	(D)	(D)	4	—	1	—	1	—	—	2	—	—
3335	Metalworking machinery mfg .....	(C)	(D)	(D)	6	3	1	1	—	—	1	—	—	—
33351	Metalworking machinery mfg .....	(C)	(D)	(D)	6	3	1	1	—	—	1	—	—	—
333511	Industrial mold mfg .....	(A)	(D)	(D)	1	1	—	—	—	—	—	—	—	—
333512	Machine tool (metal cutting types) mfg ..	(C)	(D)	(D)	2	1	—	—	—	—	1	—	—	—
333514	Special die, tool, die set, jig & fixture mfg .....	(B)	(D)	(D)	2	—	1	1	—	—	—	—	—	—
333515	Cutting tool & machine tool accessory mfg .....	(A)	(D)	(D)	1	1	—	—	—	—	—	—	—	—
3339	Other general purpose machinery mfg .....	(B)	(D)	(D)	10	2	4	4	—	—	—	—	—	—
33391	Pump & compressor mfg .....	(B)	(D)	(D)	4	—	3	1	—	—	—	—	—	—
333911	Pump & pumping equipment mfg .....	(B)	(D)	(D)	3	—	2	1	—	—	—	—	—	—
333912	Air & gas compressor mfg .....	(A)	(D)	(D)	1	—	1	—	—	—	—	—	—	—
33392	Material handling equipment mfg .....	(A)	(D)	(D)	1	1	—	—	—	—	—	—	—	—
333923	Overhead crane, hoist & monorail system mfg .....	(A)	(D)	(D)	1	1	—	—	—	—	—	—	—	—
33399	All other general purpose machinery mfg ..	(B)	(D)	(D)	5	1	1	3	—	—	—	—	—	—
333991	Power-driven handtool mfg .....	(A)	(D)	(D)	1	1	—	—	—	—	—	—	—	—
333993	Packaging machinery mfg .....	(A)	(D)	(D)	1	—	—	1	—	—	—	—	—	—
333999	All other general purpose machinery mfg .....	(B)	(D)	(D)	3	—	1	2	—	—	—	—	—	—
334	Computer & electronic product mfg .....	1 743	24 856	95 270	27	8	4	3	5	3	3	—	1	—
3341	Computer & peripheral equipment mfg .....	(B)	(D)	(D)	4	2	—	—	1	1	—	—	—	—
33411	Computer & peripheral equipment mfg .....	(B)	(D)	(D)	4	2	—	—	1	1	—	—	—	—
334111	Electronic computer mfg .....	(A)	(D)	(D)	1	1	—	—	—	—	—	—	—	—
334112	Computer storage device mfg .....	(A)	(D)	(D)	1	1	—	—	—	—	—	—	—	—
334119	Other computer peripheral equipment mfg .....	(B)	(D)	(D)	2	—	—	—	1	1	—	—	—	—
3342	Communications equipment mfg .....	(E)	(D)	(D)	5	1	1	1	—	—	1	—	—	—
33421	Telephone apparatus mfg .....	(C)	(D)	(D)	2	—	1	—	—	—	1	—	—	—
334210	Telephone apparatus mfg .....	(C)	(D)	(D)	2	—	1	—	—	—	1	—	—	—
33422	Radio, TV broadcast & wireless comm equip mfg .....	(B)	(D)	(D)	2	—	—	1	1	—	—	—	—	—
334220	Radio, TV broadcast & wireless comm equip mfg .....	(B)	(D)	(D)	2	—	—	1	1	—	—	—	—	—
33429	Other communications equipment mfg .....	(A)	(D)	(D)	1	1	—	—	—	—	—	—	—	—
334290	Other communications equipment mfg ..	(A)	(D)	(D)	1	1	—	—	—	—	—	—	—	—
3344	Semiconductor & oth electronic component mfg .....	(E)	(D)	(D)	3	—	—	1	—	1	1	—	—	—
33441	Semiconductor & oth electronic component mfg .....	(E)	(D)	(D)	3	—	—	1	—	1	1	—	—	—
334419	Other electronic component mfg .....	(E)	(D)	(D)	3	—	—	1	—	1	1	—	—	—
3345	Nav, measuring, medical, control instruments mfg .....	1 049	14 729	54 067	12	3	3	—	3	1	1	—	1	—
33451	Nav, measuring, medical, control instruments mfg .....	1 049	14 729	54 067	12	3	3	—	3	1	1	—	1	—
334510	Electromedical apparatus mfg .....	(A)	(D)	(D)	1	—	1	—	—	—	—	—	—	—
334511	Search, detection & navigation instrument mfg .....	(C)	(D)	(D)	2	—	—	—	1	—	1	—	—	—
334512	Automatic environmental control mfg ...	(A)	(D)	(D)	1	1	—	—	—	—	—	—	—	—
334513	Industrial process control mfg .....	(C)	(D)	(D)	4	—	1	—	2	1	—	—	—	—
334516	Analytical laboratory instrument mfg ....	(F)	(D)	(D)	4	2	1	—	—	—	—	—	1	—
3346	Mfg & reproducing magnetic & optical media .....	(A)	(D)	(D)	3	2	—	1	—	—	—	—	—	—
33461	Mfg & reproducing magnetic & optical media .....	(A)	(D)	(D)	3	2	—	1	—	—	—	—	—	—
334611	Software reproducing .....	(A)	(D)	(D)	2	1	—	1	—	—	—	—	—	—
334612	Prerecorded CD, tape, record reproducing .....	(A)	(D)	(D)	1	1	—	—	—	—	—	—	—	—
335	Electrical equip, appliance & component mfg ..	1 421	14 520	56 211	14	—	2	3	3	1	3	2	—	—
3351	Electric lighting equipment mfg .....	(B)	(D)	(D)	1	—	—	—	1	—	—	—	—	—
33512	Lighting fixture mfg .....	(B)	(D)	(D)	1	—	—	—	1	—	—	—	—	—
335129	Other lighting equipment mfg .....	(B)	(D)	(D)	1	—	—	—	1	—	—	—	—	—

See footnotes at end of table.

# Table 2. The State—Employees, Payroll, and Establishments by Industry: 2001—Con.

[Excludes most government employees, railroad employees, and self-employed persons. Size class 1 to 4 includes establishments with payroll, but no employees, during mid-March pay period. (D) denotes figures withheld to avoid disclosing data for individual companies; the data are included in broader industry totals. For explanation of terms, abbreviations, and data reliability/comparability, see introductory text]

NAICS code	Industry	Number of employees for week including March 12	Payroll (\$1,000)		Total number of establishments	Number of establishments by employment-size class								
			First quarter	Annual		1 to 4	5 to 9	10 to 19	20 to 49	50 to 99	100 to 249	250 to 499	500 to 999	1,000 or more
<b>31-33</b>	<b>Manufacturing—Con.</b>													
335	Electrical equip, appliance & component mfg—Con.													
3353	Electrical equipment mfg .....	(B)	(D)	(D)	5	—	1	2	2	—	—	—	—	—
33531	Electrical equipment mfg .....	(B)	(D)	(D)	5	—	1	2	2	—	—	—	—	—
335312	Motor & generator mfg .....	(A)	(D)	(D)	1	—	—	1	—	—	—	—	—	—
335313	Switchgear & switchboard apparatus mfg .....	49	490	2 198	3	—	1	1	1	—	—	—	—	—
335314	Relay & industrial control mfg. ....	(B)	(D)	(D)	1	—	—	—	1	—	—	—	—	—
3359	Other electrical equipment & component mfg .....	1 298	13 610	52 338	8	—	1	1	—	1	3	2	—	—
33591	Battery mfg .....	(E)	(D)	(D)	1	—	—	—	—	—	—	1	—	—
335911	Storage battery mfg .....	(E)	(D)	(D)	1	—	—	—	—	—	—	1	—	—
33592	Communication & energy wire & cable mfg .....	(F)	(D)	(D)	5	—	1	—	—	—	3	1	—	—
335929	Other communication & energy wire mfg .....	(F)	(D)	(D)	5	—	1	—	—	—	3	1	—	—
33599	All oth electrical equipment & component mfg .....	(B)	(D)	(D)	2	—	—	1	—	1	—	—	—	—
335999	All oth misc electrical equip & component mfg .....	(B)	(D)	(D)	2	—	—	1	—	1	—	—	—	—
336	Transportation equipment mfg .....	5 487	60 920	274 469	20	6	4	—	5	—	2	1	—	2
3361	Motor vehicle mfg .....	(H)	(D)	(D)	4	—	1	—	—	—	1	—	—	2
33611	Automobile & light duty motor vehicle mfg .....	(H)	(D)	(D)	3	—	1	—	—	—	—	—	—	2
336111	Automobile mfg .....	(G)	(D)	(D)	2	—	1	—	—	—	—	—	—	1
336112	Light truck & utility vehicle mfg .....	(H)	(D)	(D)	1	—	—	—	—	—	—	—	—	1
33612	Heavy duty truck mfg .....	(C)	(D)	(D)	1	—	—	—	—	—	—	1	—	—
336120	Heavy duty truck mfg .....	(C)	(D)	(D)	1	—	—	—	—	—	—	1	—	—
3362	Motor vehicle body & trailer mfg .....	(A)	(D)	(D)	2	—	2	—	—	—	—	—	—	—
33621	Motor vehicle body & trailer mfg .....	(A)	(D)	(D)	2	—	2	—	—	—	—	—	—	—
336211	Motor vehicle body mfg .....	(A)	(D)	(D)	1	—	1	—	—	—	—	—	—	—
336212	Truck trailer mfg .....	(A)	(D)	(D)	1	—	1	—	—	—	—	—	—	—
3363	Motor vehicle parts mfg .....	(E)	(D)	(D)	5	2	—	—	1	—	1	1	—	—
33631	Motor vehicle gas engine & engine parts mfg .....	(A)	(D)	(D)	1	1	—	—	—	—	—	—	—	—
336312	Gasoline engine & engine parts mfg .....	(A)	(D)	(D)	1	1	—	—	—	—	—	—	—	—
33636	Motor vehicle seating & interior trim mfg .....	(E)	(D)	(D)	2	—	—	—	—	—	1	1	—	—
336360	Motor vehicle seating & interior trim mfg .....	(E)	(D)	(D)	2	—	—	—	—	—	1	1	—	—
33639	Other motor vehicle parts mfg .....	(B)	(D)	(D)	2	1	—	—	1	—	—	—	—	—
336399	All other motor vehicle parts mfg .....	(B)	(D)	(D)	2	1	—	—	1	—	—	—	—	—
3364	Aerospace product & parts mfg .....	(B)	(D)	(D)	4	2	—	—	2	—	—	—	—	—
33641	Aerospace product & parts mfg .....	(B)	(D)	(D)	4	2	—	—	2	—	—	—	—	—
336412	Aircraft engine & engine parts mfg .....	(A)	(D)	(D)	1	1	—	—	—	—	—	—	—	—
336413	Other aircraft part & auxiliary equipment mfg .....	(B)	(D)	(D)	3	1	—	—	2	—	—	—	—	—
3365	Railroad rolling stock mfg .....	(B)	(D)	(D)	1	—	—	—	1	—	—	—	—	—
33651	Railroad rolling stock mfg .....	(B)	(D)	(D)	1	—	—	—	1	—	—	—	—	—
336510	Railroad rolling stock mfg .....	(B)	(D)	(D)	1	—	—	—	1	—	—	—	—	—
3366	Ship & boat building .....	(B)	(D)	(D)	3	1	1	—	1	—	—	—	—	—
33661	Ship & boat building .....	(B)	(D)	(D)	3	1	1	—	1	—	—	—	—	—
336611	Ship building & repairing .....	(A)	(D)	(D)	2	1	1	—	—	—	—	—	—	—
336612	Boat building .....	(B)	(D)	(D)	1	—	—	—	1	—	—	—	—	—
3369	Other transportation equipment mfg .....	(A)	(D)	(D)	1	1	—	—	—	—	—	—	—	—
33699	Other transportation equipment mfg .....	(A)	(D)	(D)	1	1	—	—	—	—	—	—	—	—
336991	Motorcycle, bicycle & parts mfg .....	(A)	(D)	(D)	1	1	—	—	—	—	—	—	—	—
337	Furniture & related product mfg .....	636	4 656	19 369	44	21	9	7	4	2	1	—	—	—
3371	HH & institutional furniture & kitchen cabinet mfg .....	(E)	(D)	(D)	32	17	7	6	1	1	—	—	—	—
33711	Wood kitchen cabinet & countertop mfg .....	(C)	(D)	(D)	19	10	4	4	1	—	—	—	—	—
337110	Wood kitchen cabinet & countertop mfg .....	(C)	(D)	(D)	19	10	4	4	1	—	—	—	—	—
33712	Household & institutional furniture mfg .....	(C)	(D)	(D)	13	7	3	2	—	1	—	—	—	—
337121	Upholstered household furniture mfg .....	(B)	(D)	(D)	3	2	—	—	—	1	—	—	—	—
337122	Nonupholstered wood household furniture .....	(B)	(D)	(D)	9	5	3	1	—	—	—	—	—	—
337127	Institutional furniture mfg .....	(A)	(D)	(D)	1	—	—	1	—	—	—	—	—	—
3372	Office furniture (including fixtures) mfg .....	(E)	(D)	(D)	10	4	2	1	1	1	1	—	—	—
33721	Office furniture (including fixtures) mfg .....	(E)	(D)	(D)	10	4	2	1	1	1	1	—	—	—
337211	Wood office furniture mfg .....	(A)	(D)	(D)	2	2	—	—	—	—	—	—	—	—
337212	Custom architectural woodwork & millwork mfg .....	(C)	(D)	(D)	6	2	1	1	1	1	—	—	—	—
337214	Office furniture (except wood) mfg .....	(C)	(D)	(D)	2	—	1	—	—	—	1	—	—	—
3379	Other furniture related product mfg .....	(B)	(D)	(D)	2	—	—	—	2	—	—	—	—	—
33791	Mattress mfg .....	(B)	(D)	(D)	1	—	—	—	1	—	—	—	—	—
337910	Mattress mfg .....	(B)	(D)	(D)	1	—	—	—	1	—	—	—	—	—
33792	Blind & shade mfg .....	(B)	(D)	(D)	1	—	—	—	1	—	—	—	—	—
337920	Blind & shade mfg .....	(B)	(D)	(D)	1	—	—	—	1	—	—	—	—	—
339	Miscellaneous mfg .....	1 151	11 064	43 144	53	29	11	7	3	—	2	—	1	—
3391	Medical equipment & supplies mfg .....	984	9 979	38 634	22	10	5	2	2	—	2	—	1	—
33911	Medical equipment & supplies mfg .....	984	9 979	38 634	22	10	5	2	2	—	2	—	1	—
339111	Laboratory apparatus & furniture mfg .....	(C)	(D)	(D)	3	—	1	—	1	—	1	—	—	—
339112	Surgical & medical instrument mfg .....	(A)	(D)	(D)	1	—	—	—	—	—	—	—	—	—
339113	Surgical appliance & supplies mfg .....	(B)	(D)	(D)	4	2	—	1	1	—	—	—	—	—
339114	Dental equipment & supplies mfg .....	(F)	(D)	(D)	3	1	1	—	—	—	—	—	—	1
339115	Ophthalmic goods mfg .....	(A)	(D)	(D)	2	2	—	—	—	—	—	—	—	—
339116	Dental laboratories .....	138	911	3 683	9	5	2	1	—	—	1	—	—	—
3399	Other miscellaneous mfg .....	167	1 085	4 510	31	19	6	5	1	—	—	—	—	—
33991	Jewelry & silverware mfg .....	(A)	(D)	(D)	4	3	1	—	—	—	—	—	—	—
339911	Jewelry (exc costume) mfg .....	(A)	(D)	(D)	3	2	1	—	—	—	—	—	—	—
339912	Silverware & hollowware mfg .....	(A)	(D)	(D)	1	1	—	—	—	—	—	—	—	—
33992	Sporting & athletic goods mfg .....	(B)	(D)	(D)	6	5	—	1	—	—	—	—	—	—
339920	Sporting & athletic goods mfg .....	(B)	(D)	(D)	6	5	—	1	—	—	—	—	—	—

See footnotes at end of table.

**Table 2. The State—Employees, Payroll, and Establishments by Industry: 2001—Con.**

[Excludes most government employees, railroad employees, and self-employed persons. Size class 1 to 4 includes establishments with payroll, but no employees, during mid-March pay period. (D) denotes figures withheld to avoid disclosing data for individual companies; the data are included in broader industry totals. For explanation of terms, abbreviations, and data reliability/comparability, see introductory text]

NAICS code	Industry	Number of employees for week including March 12	Payroll (\$1,000)		Total number of establishments	Number of establishments by employment-size class											
			First quarter	Annual		1 to 4	5 to 9	10 to 19	20 to 49	50 to 99	100 to 249	250 to 499	500 to 999	1,000 or more			
<b>31-33</b>	<b>Manufacturing—Con.</b>																
339	Miscellaneous mfg—Con.																
3399	Other miscellaneous mfg—Con.																
33993	Doll, toy & game mfg	(A)	(D)	(D)	1	1	—	—	—	—	—	—	—	—	—	—	—
339932	Game, toy & children's vehicle mfg	(A)	(D)	(D)	1	1	—	—	—	—	—	—	—	—	—	—	—
33994	Office supplies (exc paper) mfg	(A)	(D)	(D)	1	—	1	—	—	—	—	—	—	—	—	—	—
339943	Marking device mfg	(A)	(D)	(D)	1	—	1	—	—	—	—	—	—	—	—	—	—
33995	Sign mfg	(B)	(D)	(D)	9	3	3	3	—	—	—	—	—	—	—	—	—
339950	Sign mfg	(B)	(D)	(D)	9	3	3	3	—	—	—	—	—	—	—	—	—
33999	All other misc mfg	(B)	(D)	(D)	10	7	1	1	1	—	—	—	—	—	—	—	—
339994	Broom, brush & mop mfg	(B)	(D)	(D)	1	—	—	—	1	—	—	—	—	—	—	—	—
339999	All other miscellaneous mfg	(B)	(D)	(D)	9	7	1	1	—	—	—	—	—	—	—	—	—
<b>42</b>	<b>Wholesale trade</b>	<b>24 106</b>	<b>415 317</b>	<b>1 433 239</b>	<b>989</b>	<b>518</b>	<b>176</b>	<b>151</b>	<b>96</b>	<b>25</b>	<b>16</b>	<b>2</b>	<b>1</b>	<b>4</b>			
421	Wholesale trade, durable goods	6 952	76 395	335 899	621	315	123	98	63	12	9	1	—	—	—	—	—
4211	Motor vehicle, motor vehicle pt & supply whsle	951	7 950	33 393	71	32	16	13	7	1	2	—	—	—	—	—	—
42111	Automobile & other motor vehicle whsle	279	2 193	9 571	19	11	3	2	1	1	1	—	—	—	—	—	—
421110	Automobile & other motor vehicle whsle	279	2 193	9 571	19	11	3	2	1	1	1	—	—	—	—	—	—
42112	Motor vehicle supplies & new parts whsle	493	4 590	19 065	27	11	6	4	5	—	1	—	—	—	—	—	—
421120	Motor vehicle supplies & new parts whsle	493	4 590	19 065	27	11	6	4	5	—	1	—	—	—	—	—	—
42113	Tire & tube whsle	(B)	(D)	(D)	5	—	1	3	1	—	—	—	—	—	—	—	—
421130	Tire & tube whsle	(B)	(D)	(D)	5	—	1	3	1	—	—	—	—	—	—	—	—
42114	Motor vehicle parts (used) whsle	(B)	(D)	(D)	20	10	6	4	—	—	—	—	—	—	—	—	—
421140	Motor vehicle parts (used) whsle	(B)	(D)	(D)	20	10	6	4	—	—	—	—	—	—	—	—	—
4212	Furniture & home furnishing whsle	350	3 226	13 644	27	14	6	2	4	—	1	—	—	—	—	—	—
42121	Furniture whsle	233	2 293	9 014	10	4	2	2	1	—	1	—	—	—	—	—	—
421210	Furniture whsle	233	2 293	9 014	10	4	2	2	1	—	1	—	—	—	—	—	—
42122	Home furnishing whsle	117	933	4 630	17	10	4	—	3	—	—	—	—	—	—	—	—
421220	Home furnishing whsle	117	933	4 630	17	10	4	—	3	—	—	—	—	—	—	—	—
4213	Lumber & other construction materials whsle	682	6 371	25 929	52	21	11	7	11	2	—	—	—	—	—	—	—
42131	Lumber, plywood, millwork & wood panel whsle	414	3 523	14 956	22	8	2	4	6	2	—	—	—	—	—	—	—
421310	Lumber, plywood, millwork & wood panel whsle	414	3 523	14 956	22	8	2	4	6	2	—	—	—	—	—	—	—
42132	Brick & related construction material whsle	69	567	2 554	12	5	5	2	—	—	—	—	—	—	—	—	—
421320	Brick & related construction material whsle	69	567	2 554	12	5	5	2	—	—	—	—	—	—	—	—	—
42133	Roofing, siding & insulation material whsle	109	1 372	5 256	8	3	2	—	3	—	—	—	—	—	—	—	—
421330	Roofing, siding & insulation material whsle	109	1 372	5 256	8	3	2	—	3	—	—	—	—	—	—	—	—
42139	Other construction material whsle	90	909	3 163	10	5	2	1	2	—	—	—	—	—	—	—	—
421390	Other construction material whsle	90	909	3 163	10	5	2	1	2	—	—	—	—	—	—	—	—
4214	Professional & commercial equip & supp whsle	1 599	23 573	93 242	93	52	16	10	7	3	4	1	—	—	—	—	—
42141	Photographic equipment & supplies whsle	(A)	(D)	(D)	4	3	1	—	—	—	—	—	—	—	—	—	—
421410	Photographic equipment & supplies whsle	(A)	(D)	(D)	4	3	1	—	—	—	—	—	—	—	—	—	—
42142	Office equipment whsle	386	4 532	18 601	15	4	4	2	3	1	1	—	—	—	—	—	—
421420	Office equipment whsle	386	4 532	18 601	15	4	4	2	3	1	1	—	—	—	—	—	—
42143	Computer & peripheral equip & software whsle	734	12 303	48 281	30	18	4	4	—	1	2	1	—	—	—	—	—
421430	Computer & peripheral equip & software whsle	734	12 303	48 281	30	18	4	4	—	1	2	1	—	—	—	—	—
42144	Other commercial equipment whsle	(B)	(D)	(D)	9	6	2	—	1	—	—	—	—	—	—	—	—
421440	Other commercial equipment whsle	(B)	(D)	(D)	9	6	2	—	1	—	—	—	—	—	—	—	—
42145	Medical, dental, hospital equip & supp whsle	113	1 396	5 631	18	12	4	1	1	—	—	—	—	—	—	—	—
421450	Medical, dental, hospital equip & supp whsle	113	1 396	5 631	18	12	4	1	1	—	—	—	—	—	—	—	—
42146	Ophthalmic goods whsle	(A)	(D)	(D)	1	1	—	—	—	—	—	—	—	—	—	—	—
421460	Ophthalmic goods whsle	(A)	(D)	(D)	1	1	—	—	—	—	—	—	—	—	—	—	—
42149	Oth professional equipment & supplies whsle	310	4 672	18 035	16	8	1	3	2	1	1	—	—	—	—	—	—
421490	Oth professional equipment & supplies whsle	310	4 672	18 035	16	8	1	3	2	1	1	—	—	—	—	—	—
4215	Metal & mineral (except petroleum) whsle	359	5 282	16 680	31	15	5	5	4	2	—	—	—	—	—	—	—
42151	Metal service centers & offices whsle	(E)	(D)	(D)	29	14	5	5	3	2	—	—	—	—	—	—	—
421510	Metal service centers & offices whsle	(E)	(D)	(D)	29	14	5	5	3	2	—	—	—	—	—	—	—
42152	Coal & other mineral & ore whsle	(B)	(D)	(D)	2	1	—	—	1	—	—	—	—	—	—	—	—
421520	Coal & other mineral & ore whsle	(B)	(D)	(D)	2	1	—	—	1	—	—	—	—	—	—	—	—
4216	Electrical goods whsle	594	7 346	60 930	73	39	14	12	7	—	1	—	—	—	—	—	—
42161	Elec equip, wiring supp, const material whsle	(E)	(D)	(D)	28	14	4	6	3	—	1	—	—	—	—	—	—
421610	Elec equip, wiring supp, const material whsle	(E)	(D)	(D)	28	14	4	6	3	—	1	—	—	—	—	—	—
42162	Electric appliance, TV, radio set whsle	(B)	(D)	(D)	8	5	2	—	1	—	—	—	—	—	—	—	—
421620	Electric appliance, TV, radio set whsle	(B)	(D)	(D)	8	5	2	—	1	—	—	—	—	—	—	—	—
42169	Other electronic parts & equipment whsle	(C)	(D)	(D)	37	20	8	6	3	—	—	—	—	—	—	—	—
421690	Other electronic parts & equipment whsle	(C)	(D)	(D)	37	20	8	6	3	—	—	—	—	—	—	—	—
4217	Hardware, plumb & heating equip & sup whsle	623	6 015	25 146	60	30	16	7	6	—	1	—	—	—	—	—	—
42171	Hardware whsle	148	1 343	7 173	19	11	3	2	3	—	—	—	—	—	—	—	—
421710	Hardware whsle	148	1 343	7 173	19	11	3	2	3	—	—	—	—	—	—	—	—
42172	Plumbing & heating equipment & supplies whsle	97	1 097	3 850	16	7	7	2	—	—	—	—	—	—	—	—	—
421720	Plumbing & heating equipment & supplies whsle	97	1 097	3 850	16	7	7	2	—	—	—	—	—	—	—	—	—

See footnotes at end of table.

**Table 2. The State—Employees, Payroll, and Establishments by Industry: 2001—Con.**

[Excludes most government employees, railroad employees, and self-employed persons. Size class 1 to 4 includes establishments with payroll, but no employees, during mid-March pay period. (D) denotes figures withheld to avoid disclosing data for individual companies; the data are included in broader industry totals. For explanation of terms, abbreviations, and data reliability/comparability, see introductory text]

NAICS code	Industry	Number of employees for week including March 12	Payroll (\$1,000)		Total number of establishments	Number of establishments by employment-size class								
			First quarter	Annual		1 to 4	5 to 9	10 to 19	20 to 49	50 to 99	100 to 249	250 to 499	500 to 999	1,000 or more
<b>42</b>	<b>Wholesale trade—Con.</b>													
421	Wholesale trade, durable goods—Con.													
4217	Hardware, plumb & heating equip & sup whsle—Con.													
42173	Warm air heating & AC equip & supplies whsle	378	3 575	14 123	25	12	6	3	3	—	1	—	—	—
421730	Warm air heating & AC equip & supplies whsle	378	3 575	14 123	25	12	6	3	3	—	1	—	—	—
4218	Machinery, equipment & supplies whsle	1 367	13 446	53 846	161	83	34	28	12	4	—	—	—	—
42181	Const & mining (exc petroleum) equip whsle	121	1 447	5 802	16	6	5	4	1	—	—	—	—	—
421810	Const & mining (exc petroleum) equip whsle	121	1 447	5 802	16	6	5	4	1	—	—	—	—	—
42182	Farm & garden machinery & equipment whsle	273	2 347	9 832	19	8	4	3	2	2	—	—	—	—
421820	Farm & garden machinery & equipment whsle	273	2 347	9 832	19	8	4	3	2	2	—	—	—	—
42183	Industrial machinery & equipment whsle	573	5 878	23 567	62	32	8	15	6	1	—	—	—	—
421830	Industrial machinery & equipment whsle	573	5 878	23 567	62	32	8	15	6	1	—	—	—	—
42184	Industrial supplies whsle	258	2 464	9 270	36	20	10	3	2	1	—	—	—	—
421840	Industrial supplies whsle	258	2 464	9 270	36	20	10	3	2	1	—	—	—	—
42185	Service establishment equip & supplies whsle	121	1 047	4 354	20	10	6	3	1	—	—	—	—	—
421850	Service establishment equip & supplies whsle	121	1 047	4 354	20	10	6	3	1	—	—	—	—	—
42186	Transportation equip, supplies (exc MV) whsle	21	263	1 021	8	7	1	—	—	—	—	—	—	—
421860	Transportation equip, supplies (exc MV) whsle	21	263	1 021	8	7	1	—	—	—	—	—	—	—
4219	Miscellaneous durable goods whsle	427	3 186	13 089	53	29	5	14	5	—	—	—	—	—
42191	Sporting & recreational goods & supply whsle	(B)	(D)	(D)	12	9	1	1	1	—	—	—	—	—
421910	Sporting & recreational goods & supply whsle	(B)	(D)	(D)	12	9	1	1	1	—	—	—	—	—
42192	Toy & hobby goods & supplies whsle	(A)	(D)	(D)	3	3	—	—	—	—	—	—	—	—
421920	Toy & hobby goods & supplies whsle	(A)	(D)	(D)	3	3	—	—	—	—	—	—	—	—
42193	Recyclable material whsle	236	1 383	5 321	20	6	3	8	3	—	—	—	—	—
421930	Recyclable material whsle	236	1 383	5 321	20	6	3	8	3	—	—	—	—	—
42194	Jewelry, watch, precious stone & metal whsle	(B)	(D)	(D)	3	2	—	1	—	—	—	—	—	—
421940	Jewelry, watch, precious stone & metal whsle	(B)	(D)	(D)	3	2	—	1	—	—	—	—	—	—
42199	Other miscellaneous durable goods whsle	99	951	4 023	15	9	1	4	1	—	—	—	—	—
421990	Other miscellaneous durable goods whsle	99	951	4 023	15	9	1	4	1	—	—	—	—	—
422	Wholesale trade, nondurable goods	17 154	338 922	1 097 340	368	203	53	53	33	13	7	1	1	4
4221	Paper & paper product whsle	469	4 202	17 311	31	11	5	7	6	2	—	—	—	—
42211	Printing & writing paper whsle	(B)	(D)	(D)	4	1	—	1	2	—	—	—	—	—
422110	Printing & writing paper whsle	(B)	(D)	(D)	4	1	—	1	2	—	—	—	—	—
42212	Stationery & office supplies whsle	192	1 649	6 780	15	6	3	3	2	1	—	—	—	—
422120	Stationery & office supplies whsle	192	1 649	6 780	15	6	3	3	2	1	—	—	—	—
42213	Industrial & personal service paper whsle	(C)	(D)	(D)	12	4	2	3	2	1	—	—	—	—
422130	Industrial & personal service paper whsle	(C)	(D)	(D)	12	4	2	3	2	1	—	—	—	—
4222	Drugs & druggists' sundries whsle	8 473	180 084	601 773	22	11	1	7	—	—	—	—	1	2
42221	Drugs & druggists' sundries whsle	8 473	180 084	601 773	22	11	1	7	—	—	—	—	1	2
422210	Drugs & druggists' sundries whsle	8 473	180 084	601 773	22	11	1	7	—	—	—	—	1	2
4223	Apparel, piece goods & notions whsle	(E)	(D)	(D)	28	17	5	2	3	1	—	—	—	—
42231	Piece goods, notions & other dry goods whsle	(B)	(D)	(D)	9	7	1	—	1	—	—	—	—	—
422310	Piece goods, notions & other dry goods whsle	(B)	(D)	(D)	9	7	1	—	1	—	—	—	—	—
42232	Men's & boys' clothing & furnishings whsle	141	1 378	5 945	7	3	—	2	1	1	—	—	—	—
422320	Men's & boys' clothing & furnishings whsle	141	1 378	5 945	7	3	—	2	1	1	—	—	—	—
42233	Women's, children's, infants' clothing whsle	(B)	(D)	(D)	7	5	2	—	—	—	—	—	—	—
422330	Women's, children's, infants' clothing whsle	(B)	(D)	(D)	7	5	2	—	—	—	—	—	—	—
42234	Footwear whsle	(B)	(D)	(D)	5	2	2	—	1	—	—	—	—	—
422340	Footwear whsle	(B)	(D)	(D)	5	2	2	—	1	—	—	—	—	—
4224	Grocery & related product whsle	1 116	8 505	36 044	72	35	11	10	10	4	2	—	—	—
42241	General line grocery whsle	(C)	(D)	(D)	4	1	1	1	—	—	1	—	—	—
422410	General line grocery whsle	(C)	(D)	(D)	4	1	1	1	—	—	1	—	—	—
42242	Packaged frozen food whsle	(C)	(D)	(D)	6	4	—	1	—	—	1	—	—	—
422420	Packaged frozen food whsle	(C)	(D)	(D)	6	4	—	1	—	—	1	—	—	—
42243	Dairy product (exc dried or canned) whsle	(A)	(D)	(D)	1	1	—	—	—	—	—	—	—	—
422430	Dairy product (exc dried or canned) whsle	(A)	(D)	(D)	1	1	—	—	—	—	—	—	—	—
42244	Poultry & poultry product whsle	(B)	(D)	(D)	6	3	2	—	—	1	—	—	—	—
422440	Poultry & poultry product whsle	(B)	(D)	(D)	6	3	2	—	—	1	—	—	—	—
42245	Confectionery whsle	(B)	(D)	(D)	3	1	—	—	2	—	—	—	—	—
422450	Confectionery whsle	(B)	(D)	(D)	3	1	—	—	2	—	—	—	—	—
42246	Fish & seafood whsle	(B)	(D)	(D)	5	2	1	1	1	—	—	—	—	—
422460	Fish & seafood whsle	(B)	(D)	(D)	5	2	1	1	1	—	—	—	—	—
42247	Meat & meat product whsle	(B)	(D)	(D)	6	3	1	2	—	—	—	—	—	—
422470	Meat & meat product whsle	(B)	(D)	(D)	6	3	1	2	—	—	—	—	—	—
42248	Fresh fruit & vegetable whsle	157	1 115	4 800	14	6	2	3	3	—	—	—	—	—
422480	Fresh fruit & vegetable whsle	157	1 115	4 800	14	6	2	3	3	—	—	—	—	—
42249	Other grocery & related products whsle	375	3 463	14 920	27	14	4	2	4	3	—	—	—	—
422490	Other grocery & related products whsle	375	3 463	14 920	27	14	4	2	4	3	—	—	—	—

See footnotes at end of table.







**Table 2. The State—Employees, Payroll, and Establishments by Industry: 2001—Con.**

[Excludes most government employees, railroad employees, and self-employed persons. Size class 1 to 4 includes establishments with payroll, but no employees, during mid-March pay period. (D) denotes figures withheld to avoid disclosing data for individual companies; the data are included in broader industry totals. For explanation of terms, abbreviations, and data reliability/comparability, see introductory text]

NAICS code	Industry	Number of employees for week including March 12	Payroll (\$1,000)		Total number of establishments	Number of establishments by employment-size class								
			First quarter	Annual		1 to 4	5 to 9	10 to 19	20 to 49	50 to 99	100 to 249	250 to 499	500 to 999	1,000 or more
<b>44-45</b>	<b>Retail trade—Con.</b>													
451	Sporting goods, hobby, book & music stores—Con.													
4512	Book, periodical & music stores .....	633	2 218	8 806	69	32	18	12	4	3	—	—	—	—
45121	Book stores & news dealers .....	474	1 779	6 950	49	23	13	7	3	3	—	—	—	—
451211	Book stores .....	(E)	(D)	(D)	37	18	8	6	2	3	—	—	—	—
451212	News dealers & newsstands .....	(B)	(D)	(D)	12	5	5	1	1	—	—	—	—	—
45122	Prerecorded tape, CD & record stores .....	159	439	1 856	20	9	5	5	1	—	—	—	—	—
451220	Prerecorded tape, CD & record stores ..	159	439	1 856	20	9	5	5	1	—	—	—	—	—
452	General merchandise stores .....	9 602	36 496	164 475	141	29	43	17	12	4	22	13	1	—
4521	Department stores .....	6 558	23 190	102 641	39	2	—	—	5	2	19	11	—	—
45211	Department stores .....	6 558	23 190	102 641	39	2	—	—	5	2	19	11	—	—
452110	Department stores .....	6 558	23 190	102 641	39	2	—	—	5	2	19	11	—	—
4529	Other general merchandise stores .....	3 044	13 306	61 834	102	27	43	17	7	2	3	2	1	—
45291	Warehouse clubs & superstores .....	836	4 037	17 092	4	—	—	—	—	—	3	1	—	—
452910	Warehouse clubs & superstores .....	836	4 037	17 092	4	—	—	—	—	—	3	1	—	—
45299	All other general merchandise stores .....	2 208	9 269	44 742	98	27	43	17	7	2	—	1	1	—
452990	All other general merchandise stores ...	2 208	9 269	44 742	98	27	43	17	7	2	—	1	1	—
453	Miscellaneous store retailers .....	3 219	12 995	56 353	457	243	98	78	36	2	—	—	—	—
4531	Florists .....	475	1 660	6 934	67	35	19	7	6	—	—	—	—	—
45311	Florists .....	475	1 660	6 934	67	35	19	7	6	—	—	—	—	—
453110	Florists .....	475	1 660	6 934	67	35	19	7	6	—	—	—	—	—
4532	Office supplies, stationery & gift stores .....	1 131	3 526	15 230	147	79	28	22	18	—	—	—	—	—
45321	Office supplies & stationery stores .....	308	1 451	5 800	20	8	2	2	8	—	—	—	—	—
453210	Office supplies & stationery stores .....	308	1 451	5 800	20	8	2	2	8	—	—	—	—	—
45322	Gift, novelty & souvenir stores .....	823	2 075	9 430	127	71	26	20	10	—	—	—	—	—
453220	Gift, novelty & souvenir stores .....	823	2 075	9 430	127	71	26	20	10	—	—	—	—	—
4533	Used merchandise stores .....	344	1 774	5 809	58	34	5	18	1	—	—	—	—	—
45331	Used merchandise stores .....	344	1 774	5 809	58	34	5	18	1	—	—	—	—	—
453310	Used merchandise stores .....	344	1 774	5 809	58	34	5	18	1	—	—	—	—	—
4539	Other miscellaneous store retailers .....	1 269	6 035	28 380	185	95	46	31	11	2	—	—	—	—
45391	Pet & pet supplies stores .....	245	724	3 118	34	14	9	9	2	—	—	—	—	—
453910	Pet & pet supplies stores .....	245	724	3 118	34	14	9	9	2	—	—	—	—	—
45392	Art dealers .....	131	703	3 481	23	18	2	1	1	1	—	—	—	—
453920	Art dealers .....	131	703	3 481	23	18	2	1	1	1	—	—	—	—
45393	Manufactured (mobile) home dealers .....	249	1 439	6 482	40	18	15	5	2	—	—	—	—	—
453930	Manufactured (mobile) home dealers .....	249	1 439	6 482	40	18	15	5	2	—	—	—	—	—
45399	All other miscellaneous store retailers .....	644	3 169	15 299	88	45	20	16	6	1	—	—	—	—
453991	Tobacco stores .....	113	473	3 306	23	15	4	3	1	—	—	—	—	—
453998	All other misc store retailers (exc tobacco) .....	531	2 696	11 993	65	30	16	13	5	1	—	—	—	—
454	Nonstore retailers .....	1 428	10 872	44 496	140	73	27	21	15	3	1	—	—	—
4541	Electronic shopping & mail-order houses ...	302	2 446	10 805	36	20	5	7	3	1	—	—	—	—
45411	Electronic shopping & mail-order houses ..	302	2 446	10 805	36	20	5	7	3	1	—	—	—	—
454110	Electronic shopping & mail-order houses .....	302	2 446	10 805	36	20	5	7	3	1	—	—	—	—
4542	Vending machine operators .....	328	2 049	8 305	12	4	2	2	3	—	1	—	—	—
45421	Vending machine operators .....	328	2 049	8 305	12	4	2	2	3	—	1	—	—	—
454210	Vending machine operators .....	328	2 049	8 305	12	4	2	2	3	—	1	—	—	—
4543	Direct selling establishments .....	798	6 377	25 386	92	49	20	12	9	2	—	—	—	—
45431	Fuel dealers .....	528	4 701	18 817	49	20	13	9	5	2	—	—	—	—
454311	Heating oil dealers .....	(E)	(D)	(D)	27	13	8	2	2	2	—	—	—	—
454312	Liquified petroleum gas (bottled gas) dealers .....	(C)	(D)	(D)	22	7	5	7	3	—	—	—	—	—
45439	Other direct selling establishments .....	270	1 676	6 569	43	29	7	3	4	—	—	—	—	—
454390	Other direct selling establishments .....	270	1 676	6 569	43	29	7	3	4	—	—	—	—	—
<b>48-49</b>	<b>Transportation &amp; warehousing .....</b>	<b>7 350</b>	<b>52 197</b>	<b>219 387</b>	<b>651</b>	<b>386</b>	<b>82</b>	<b>90</b>	<b>57</b>	<b>28</b>	<b>7</b>	<b>1</b>	<b>—</b>	<b>—</b>
481	Air transportation .....	(B)	(D)	(D)	21	16	2	2	1	—	—	—	—	—
4811	Scheduled air transportation .....	(A)	(D)	(D)	5	3	2	—	—	—	—	—	—	—
48111	Scheduled air transportation .....	(A)	(D)	(D)	5	3	2	—	—	—	—	—	—	—
481111	Scheduled passenger air transportation ..	(A)	(D)	(D)	3	2	1	—	—	—	—	—	—	—
481112	Scheduled freight air transportation .....	(A)	(D)	(D)	2	1	1	—	—	—	—	—	—	—
4812	Nonscheduled air transportation .....	(B)	(D)	(D)	16	13	—	2	1	—	—	—	—	—
48121	Nonscheduled air transportation .....	(B)	(D)	(D)	16	13	—	2	1	—	—	—	—	—
481211	Nonscheduled chartered passenger air trans .....	(B)	(D)	(D)	9	7	—	1	1	—	—	—	—	—
481212	Nonscheduled chartered freight air trans .....	(B)	(D)	(D)	3	2	—	1	—	—	—	—	—	—
481219	Other nonscheduled air transportation ..	(A)	(D)	(D)	4	4	—	—	—	—	—	—	—	—
483	Water transportation .....	(C)	(D)	(D)	11	5	1	3	1	—	1	—	—	—
4831	Deep sea, coastal & Great Lakes water trans .....	(C)	(D)	(D)	8	3	1	2	1	—	1	—	—	—
48311	Deep sea, coastal & Great Lakes water trans .....	(C)	(D)	(D)	8	3	1	2	1	—	1	—	—	—
483111	Deep sea freight transportation .....	(B)	(D)	(D)	3	1	—	1	1	—	—	—	—	—
483112	Deep sea passenger transportation .....	(A)	(D)	(D)	1	—	—	1	—	—	—	—	—	—
483113	Coastal & Great Lakes freight transportation .....	(C)	(D)	(D)	4	2	1	—	—	—	1	—	—	—
4832	Inland water transportation .....	(A)	(D)	(D)	3	2	—	1	—	—	—	—	—	—
48321	Inland water transportation .....	(A)	(D)	(D)	3	2	—	1	—	—	—	—	—	—
483212	Inland water passenger transportation ..	(A)	(D)	(D)	3	2	—	1	—	—	—	—	—	—

See footnotes at end of table.

**Table 2. The State—Employees, Payroll, and Establishments by Industry: 2001—Con.**

[Excludes most government employees, railroad employees, and self-employed persons. Size class 1 to 4 includes establishments with payroll, but no employees, during mid-March pay period. (D) denotes figures withheld to avoid disclosing data for individual companies; the data are included in broader industry totals. For explanation of terms, abbreviations, and data reliability/comparability, see introductory text]

NAICS code	Industry	Number of employees for week including March 12	Payroll (\$1,000)		Total number of establishments	Number of establishments by employment-size class										
			First quarter	Annual		1 to 4	5 to 9	10 to 19	20 to 49	50 to 99	100 to 249	250 to 499	500 to 999	1,000 or more		
<b>48-49</b>	<b>Transportation &amp; warehousing—Con.</b>															
484	Truck transportation .....	2 837	22 842	96 069	299	191	23	42	28	14	1	—	—	—	—	—
4841	General freight trucking .....	1 312	11 366	46 751	145	93	7	24	16	5	—	—	—	—	—	—
48411	General freight trucking, local .....	(C)	(D)	(D)	52	41	4	5	2	—	—	—	—	—	—	—
484110	General freight trucking, local .....	(C)	(D)	(D)	52	41	4	5	2	—	—	—	—	—	—	—
48412	General freight trucking, long-distance .....	(G)	(D)	(D)	93	52	3	19	14	5	—	—	—	—	—	—
484121	General freight trucking, long-distance, TL .....	702	6 174	25 957	74	47	3	12	9	3	—	—	—	—	—	—
484122	General freight trucking, long-distance, LTL .....	(E)	(D)	(D)	19	5	—	7	5	2	—	—	—	—	—	—
4842	Specialized freight trucking .....	1 525	11 476	49 318	154	98	16	18	12	9	1	—	—	—	—	—
48421	Used household & office goods moving .....	662	4 562	19 222	31	11	1	6	8	5	—	—	—	—	—	—
484210	Used household & office goods moving .....	662	4 562	19 222	31	11	1	6	8	5	—	—	—	—	—	—
48422	Specialized freight (exc used) trucking, local .....	487	3 583	13 546	79	56	10	9	2	1	1	—	—	—	—	—
484220	Specialized freight (exc used) trucking, local .....	487	3 583	13 546	79	56	10	9	2	1	1	—	—	—	—	—
48423	Specialized freight (exc used) trucking, LDist .....	376	3 331	16 550	44	31	5	3	2	3	—	—	—	—	—	—
484230	Specialized freight (exc used) trucking, LDist .....	376	3 331	16 550	44	31	5	3	2	3	—	—	—	—	—	—
485	Transit & ground passenger transportation .....	2 144	10 578	43 228	163	89	34	21	8	8	2	1	—	—	—	—
4851	Urban transit systems .....	(F)	(D)	(D)	8	2	2	—	—	3	—	1	—	—	—	—
48511	Urban transit systems .....	(F)	(D)	(D)	8	2	2	—	—	3	—	1	—	—	—	—
485111	Mixed mode transit systems .....	(F)	(D)	(D)	6	—	2	—	—	3	—	1	—	—	—	—
485113	Bus & other motor vehicle transit systems .....	(A)	(D)	(D)	1	1	—	—	—	—	—	—	—	—	—	—
485119	Other urban transit systems .....	(A)	(D)	(D)	1	1	—	—	—	—	—	—	—	—	—	—
4852	Interurban & rural bus transportation .....	(A)	(D)	(D)	1	—	1	—	—	—	—	—	—	—	—	—
48521	Interurban & rural bus transportation .....	(A)	(D)	(D)	1	—	1	—	—	—	—	—	—	—	—	—
485210	Interurban & rural bus transportation .....	(A)	(D)	(D)	1	—	1	—	—	—	—	—	—	—	—	—
4853	Taxi & limousine service .....	(E)	(D)	(D)	26	9	9	4	3	1	—	—	—	—	—	—
48531	Taxi service .....	(A)	(D)	(D)	2	1	1	—	—	—	—	—	—	—	—	—
485310	Taxi service .....	(A)	(D)	(D)	2	1	1	—	—	—	—	—	—	—	—	—
48532	Limousine service .....	(E)	(D)	(D)	24	8	8	4	3	1	—	—	—	—	—	—
485320	Limousine service .....	(E)	(D)	(D)	24	8	8	4	3	1	—	—	—	—	—	—
4854	School & employee bus transportation .....	(G)	(D)	(D)	106	66	19	11	5	4	1	—	—	—	—	—
48541	School & employee bus transportation .....	(G)	(D)	(D)	106	66	19	11	5	4	1	—	—	—	—	—
485410	School & employee bus transportation .....	(G)	(D)	(D)	106	66	19	11	5	4	1	—	—	—	—	—
4855	Charter bus industry .....	(B)	(D)	(D)	5	4	—	1	—	—	—	—	—	—	—	—
48551	Charter bus industry .....	(B)	(D)	(D)	5	4	—	1	—	—	—	—	—	—	—	—
485510	Charter bus industry .....	(B)	(D)	(D)	5	4	—	1	—	—	—	—	—	—	—	—
4859	Oth transit & ground passenger transportation .....	(C)	(D)	(D)	17	8	3	5	—	—	1	—	—	—	—	—
48599	Oth transit & ground passenger transportation .....	(C)	(D)	(D)	17	8	3	5	—	—	1	—	—	—	—	—
485991	Special needs transportation .....	(B)	(D)	(D)	5	2	1	2	—	—	—	—	—	—	—	—
485999	All other transit & ground passenger trans .....	(C)	(D)	(D)	12	6	2	3	—	—	1	—	—	—	—	—
486	Pipeline transportation .....	(A)	(D)	(D)	3	2	1	—	—	—	—	—	—	—	—	—
4862	Pipeline transportation of natural gas .....	(A)	(D)	(D)	1	1	—	—	—	—	—	—	—	—	—	—
48621	Pipeline transportation of natural gas .....	(A)	(D)	(D)	1	1	—	—	—	—	—	—	—	—	—	—
486210	Pipeline transportation of natural gas .....	(A)	(D)	(D)	1	1	—	—	—	—	—	—	—	—	—	—
4869	Other pipeline transportation .....	(A)	(D)	(D)	2	1	1	—	—	—	—	—	—	—	—	—
48691	Pipeline trans of refined petroleum products .....	(A)	(D)	(D)	2	1	1	—	—	—	—	—	—	—	—	—
486910	Pipeline trans of refined petroleum products .....	(A)	(D)	(D)	2	1	1	—	—	—	—	—	—	—	—	—
487	Scenic & sightseeing transportation .....	(A)	(D)	(D)	10	9	1	—	—	—	—	—	—	—	—	—
4872	Scenic & sightseeing transportation, water ..	(A)	(D)	(D)	9	8	1	—	—	—	—	—	—	—	—	—
48721	Scenic & sightseeing transportation, water ..	(A)	(D)	(D)	9	8	1	—	—	—	—	—	—	—	—	—
487210	Scenic & sightseeing transportation, water ..	(A)	(D)	(D)	9	8	1	—	—	—	—	—	—	—	—	—
4879	Scenic & sightseeing transportation, other ..	(A)	(D)	(D)	1	1	—	—	—	—	—	—	—	—	—	—
48799	Scenic & sightseeing transportation, other ..	(A)	(D)	(D)	1	1	—	—	—	—	—	—	—	—	—	—
487990	Scenic & sightseeing transportation, other ..	(A)	(D)	(D)	1	1	—	—	—	—	—	—	—	—	—	—
488	Transportation support activities .....	880	6 479	28 564	94	54	15	15	8	1	1	—	—	—	—	—
4881	Air transportation support activities .....	(C)	(D)	(D)	17	10	4	2	—	1	—	—	—	—	—	—
48811	Airport operations .....	(B)	(D)	(D)	4	2	1	1	—	—	—	—	—	—	—	—
488119	Other airport operations .....	(B)	(D)	(D)	4	2	1	1	—	—	—	—	—	—	—	—
48819	Other air transportation support activities ..	(C)	(D)	(D)	13	8	3	1	—	1	—	—	—	—	—	—
488190	Other air transportation support activities .....	(C)	(D)	(D)	13	8	3	1	—	1	—	—	—	—	—	—
4882	Rail transportation support activities .....	(B)	(D)	(D)	4	1	2	—	1	—	—	—	—	—	—	—
48821	Rail transportation support activities .....	(B)	(D)	(D)	4	1	2	—	1	—	—	—	—	—	—	—
488210	Rail transportation support activities .....	(B)	(D)	(D)	4	1	2	—	1	—	—	—	—	—	—	—
4883	Water transportation support activities .....	341	2 261	9 314	19	10	3	2	3	—	1	—	—	—	—	—
48832	Marine cargo handling .....	257	1 026	4 482	5	2	—	—	2	—	—	—	—	—	—	—
488320	Marine cargo handling .....	257	1 026	4 482	5	2	—	—	2	—	—	—	—	—	—	—
48833	Navigational services to shipping .....	(B)	(D)	(D)	10	6	1	2	1	—	—	—	—	—	—	—
488330	Navigational services to shipping .....	(B)	(D)	(D)	10	6	1	2	1	—	—	—	—	—	—	—
48839	Other water transportation support activities .....	(B)	(D)	(D)	4	2	2	—	—	—	—	—	—	—	—	—
488390	Other water transportation support activities .....	(B)	(D)	(D)	4	2	2	—	—	—	—	—	—	—	—	—

See footnotes at end of table.

**Table 2. The State—Employees, Payroll, and Establishments by Industry: 2001—Con.**

[Excludes most government employees, railroad employees, and self-employed persons. Size class 1 to 4 includes establishments with payroll, but no employees, during mid-March pay period. (D) denotes figures withheld to avoid disclosing data for individual companies; the data are included in broader industry totals. For explanation of terms, abbreviations, and data reliability/comparability, see introductory text]

NAICS code	Industry	Number of employees for week including March 12	Payroll (\$1,000)		Total number of establishments	Number of establishments by employment-size class									
			First quarter	Annual		1 to 4	5 to 9	10 to 19	20 to 49	50 to 99	100 to 249	250 to 499	500 to 999	1,000 or more	
<b>48-49</b>	<b>Transportation &amp; warehousing—Con.</b>														
488	Transportation support activities—Con.														
4884	Road transportation support activities	106	574	2 485	20	13	3	3	1	—	—	—	—	—	—
48841	Motor vehicle towing	91	535	2 282	17	11	3	2	1	—	—	—	—	—	—
488410	Motor vehicle towing	91	535	2 282	17	11	3	2	1	—	—	—	—	—	—
48849	Other road transportation support activities	15	39	203	3	2	—	1	—	—	—	—	—	—	—
488490	Other road transportation support activities	15	39	203	3	2	—	1	—	—	—	—	—	—	—
4885	Freight transportation arrangement	186	1 620	7 775	26	15	3	7	1	—	—	—	—	—	—
48851	Freight transportation arrangement	186	1 620	7 775	26	15	3	7	1	—	—	—	—	—	—
488510	Freight transportation arrangement	186	1 620	7 775	26	15	3	7	1	—	—	—	—	—	—
4889	Other transportation support activities	(B)	(D)	(D)	8	5	—	1	2	—	—	—	—	—	—
48899	Other transportation support activities	(B)	(D)	(D)	8	5	—	1	2	—	—	—	—	—	—
488991	Packing & crating	(B)	(D)	(D)	5	2	—	1	2	—	—	—	—	—	—
488999	All other transportation support activities	(A)	(D)	(D)	3	3	—	—	—	—	—	—	—	—	—
492	Couriers & messengers	768	5 321	22 356	27	11	4	2	5	3	2	—	—	—	—
4921	Couriers	383	3 398	13 464	13	4	2	2	3	1	1	—	—	—	—
49211	Couriers	383	3 398	13 464	13	4	2	2	3	1	1	—	—	—	—
492110	Couriers	383	3 398	13 464	13	4	2	2	3	1	1	—	—	—	—
4922	Local messengers & local delivery	385	1 923	8 892	14	7	2	—	2	2	1	—	—	—	—
49221	Local messengers & local delivery	385	1 923	8 892	14	7	2	—	2	2	1	—	—	—	—
492210	Local messengers & local delivery	385	1 923	8 892	14	7	2	—	2	2	1	—	—	—	—
493	Warehousing & storage	(E)	(D)	(D)	23	9	1	5	6	2	—	—	—	—	—
4931	Warehousing & storage	(E)	(D)	(D)	23	9	1	5	6	2	—	—	—	—	—
49311	General warehousing & storage	(C)	(D)	(D)	13	7	1	3	2	—	—	—	—	—	—
493110	General warehousing & storage	(C)	(D)	(D)	13	7	1	3	2	—	—	—	—	—	—
49312	Refrigerated warehousing & storage	(C)	(D)	(D)	6	1	—	2	2	1	—	—	—	—	—
493120	Refrigerated warehousing & storage	(C)	(D)	(D)	6	1	—	2	2	1	—	—	—	—	—
49319	Other warehousing & storage	(C)	(D)	(D)	4	1	—	—	2	1	—	—	—	—	—
493190	Other warehousing & storage	(C)	(D)	(D)	4	1	—	—	2	1	—	—	—	—	—
<b>51</b>	<b>Information</b>	<b>8 799</b>	<b>109 387</b>	<b>436 261</b>	<b>374</b>	<b>208</b>	<b>50</b>	<b>50</b>	<b>36</b>	<b>16</b>	<b>9</b>	<b>2</b>	<b>2</b>	<b>1</b>	
511	Publishing industries	1 563	14 735	59 729	70	39	12	6	7	3	2	—	1	—	—
5111	Newspaper, periodical, book, database publishers	1 337	11 310	44 380	44	22	8	4	5	2	2	—	1	—	—
51111	Newspaper publishers	1 116	9 283	36 157	22	9	4	3	3	—	2	—	1	—	—
511110	Newspaper publishers	1 116	9 283	36 157	22	9	4	3	3	—	2	—	1	—	—
51112	Periodical publishers	(B)	(D)	(D)	7	4	3	—	—	—	—	—	—	—	—
511120	Periodical publishers	(B)	(D)	(D)	7	4	3	—	—	—	—	—	—	—	—
51113	Book publishers	(B)	(D)	(D)	5	3	—	1	—	1	—	—	—	—	—
511130	Book publishers	(B)	(D)	(D)	5	3	—	1	—	1	—	—	—	—	—
51114	Database and directory publishers	(A)	(D)	(D)	1	1	—	—	—	—	—	—	—	—	—
511140	Database and directory publishers	(A)	(D)	(D)	1	1	—	—	—	—	—	—	—	—	—
51119	Other publishers	(C)	(D)	(D)	9	5	1	—	2	1	—	—	—	—	—
511199	All other publishers	(C)	(D)	(D)	9	5	1	—	2	1	—	—	—	—	—
5112	Software publishers	226	3 425	15 349	26	17	4	2	2	1	—	—	—	—	—
51121	Software publishers	226	3 425	15 349	26	17	4	2	2	1	—	—	—	—	—
511210	Software publishers	226	3 425	15 349	26	17	4	2	2	1	—	—	—	—	—
512	Motion picture & sound recording industries	466	2 195	8 870	45	28	6	3	6	1	1	—	—	—	—
5121	Motion picture & video industries	(E)	(D)	(D)	39	25	6	1	5	1	1	—	—	—	—
51211	Motion picture & video production	(B)	(D)	(D)	18	15	3	—	—	—	—	—	—	—	—
512110	Motion picture & video production	(B)	(D)	(D)	18	15	3	—	—	—	—	—	—	—	—
51213	Motion picture & video exhibition	(E)	(D)	(D)	10	1	—	1	5	1	1	—	—	—	—
512131	Motion picture theaters (except drive-ins)	(E)	(D)	(D)	10	1	—	1	5	1	1	—	—	—	—
51219	Postprod & other movie & video industries	(B)	(D)	(D)	11	9	2	—	—	—	—	—	—	—	—
512191	Teleproduction & oth postproduction services	(B)	(D)	(D)	10	8	2	—	—	—	—	—	—	—	—
512199	Other motion picture & video industries	(A)	(D)	(D)	1	1	—	—	—	—	—	—	—	—	—
5122	Sound recording industries	(B)	(D)	(D)	6	3	—	2	1	—	—	—	—	—	—
51221	Record production	(B)	(D)	(D)	1	—	—	—	1	—	—	—	—	—	—
512210	Record production	(B)	(D)	(D)	1	—	—	—	1	—	—	—	—	—	—
51222	Integrated record production, distribution	(A)	(D)	(D)	1	—	—	1	—	—	—	—	—	—	—
512220	Integrated record production, distribution	(A)	(D)	(D)	1	—	—	1	—	—	—	—	—	—	—
51224	Sound recording studios	(B)	(D)	(D)	4	3	—	1	—	—	—	—	—	—	—
512240	Sound recording studios	(B)	(D)	(D)	4	3	—	1	—	—	—	—	—	—	—
513	Broadcasting & telecommunications	3 735	46 803	172 362	183	97	20	32	18	8	6	1	1	—	—
5131	Radio & television broadcasting	(E)	(D)	(D)	33	13	3	10	6	1	—	—	—	—	—
51311	Radio broadcasting	(E)	(D)	(D)	29	12	3	9	4	1	—	—	—	—	—
513112	Radio stations	(E)	(D)	(D)	29	12	3	9	4	1	—	—	—	—	—
51312	Television broadcasting	(B)	(D)	(D)	4	1	—	1	2	—	—	—	—	—	—
513120	Television broadcasting	(B)	(D)	(D)	4	1	—	1	2	—	—	—	—	—	—
5132	Cable networks & program distribution	(G)	(D)	(D)	16	5	—	6	1	2	1	—	1	—	—
51322	Cable & other program distribution	(G)	(D)	(D)	16	5	—	6	1	2	1	—	1	—	—
513220	Cable & other program distribution	(G)	(D)	(D)	16	5	—	6	1	2	1	—	1	—	—
5133	Telecommunications	2 208	30 936	109 907	134	79	17	16	11	5	5	1	—	—	—
51331	Wired telecommunications carriers	1 939	27 471	98 475	87	51	9	7	10	4	5	1	—	—	—
513310	Wired telecommunications carriers	1 939	27 471	98 475	87	51	9	7	10	4	5	1	—	—	—
51332	Wireless telecom carriers (exc satellite)	(C)	(D)	(D)	37	23	7	6	1	—	—	—	—	—	—
513321	Paging	(B)	(D)	(D)	12	7	3	2	—	—	—	—	—	—	—
513322	Cellular & other wireless telecommunications	(C)	(D)	(D)	25	16	4	4	1	—	—	—	—	—	—
51333	Telecommunications resellers	(B)	(D)	(D)	6	2	1	2	—	1	—	—	—	—	—
513330	Telecommunications resellers	(B)	(D)	(D)	6	2	1	2	—	1	—	—	—	—	—
51334	Satellite telecommunications	(A)	(D)	(D)	1	1	—	—	—	—	—	—	—	—	—
513340	Satellite telecommunications	(A)	(D)	(D)	1	1	—	—	—	—	—	—	—	—	—
51339	Other telecommunications	(B)	(D)	(D)	3	2	—	1	—	—	—	—	—	—	—
513390	Other telecommunications	(B)	(D)	(D)	3	2	—	1	—	—	—	—	—	—	—

See footnotes at end of table.



**Table 2. The State—Employees, Payroll, and Establishments by Industry: 2001—Con.**

[Excludes most government employees, railroad employees, and self-employed persons. Size class 1 to 4 includes establishments with payroll, but no employees, during mid-March pay period. (D) denotes figures withheld to avoid disclosing data for individual companies; the data are included in broader industry totals. For explanation of terms, abbreviations, and data reliability/comparability, see introductory text]

NAICS code	Industry	Number of employees for week including March 12	Payroll (\$1,000)		Total number of establishments	Number of establishments by employment-size class										
			First quarter	Annual		1 to 4	5 to 9	10 to 19	20 to 49	50 to 99	100 to 249	250 to 499	500 to 999	1,000 or more		
<b>52</b>	<b>Finance &amp; insurance—Con.</b>															
525	Funds, trusts, & other financial vehicles (part) .	(C)	(D)	(D)	42	36	3	1	2	—	—	—	—	—	—	—
5259	Other investment pools & funds . . . . .	(C)	(D)	(D)	42	36	3	1	2	—	—	—	—	—	—	—
52591	Open-end investment funds . . . . .	(B)	(D)	(D)	10	8	—	—	2	—	—	—	—	—	—	—
525910	Open-end investment funds . . . . .	(B)	(D)	(D)	10	8	—	—	2	—	—	—	—	—	—	—
52593	Real estate investment trusts . . . . .	(B)	(D)	(D)	11	7	3	1	—	—	—	—	—	—	—	—
525930	Real estate investment trusts . . . . .	(B)	(D)	(D)	11	7	3	1	—	—	—	—	—	—	—	—
52599	Other financial vehicles . . . . .	(B)	(D)	(D)	21	21	—	—	—	—	—	—	—	—	—	—
525990	Other financial vehicles . . . . .	(B)	(D)	(D)	21	21	—	—	—	—	—	—	—	—	—	—
<b>53</b>	<b>Real estate &amp; rental &amp; leasing . . . . .</b>	<b>5 350</b>	<b>40 872</b>	<b>177 603</b>	<b>1 088</b>	<b>784</b>	<b>175</b>	<b>84</b>	<b>36</b>	<b>7</b>	<b>2</b>	—	—	—	—	—
531	Real estate . . . . .	3 149	22 860	102 920	719	545	112	39	16	6	1	—	—	—	—	—
5311	Lessors of real estate . . . . .	1 560	9 703	43 113	361	276	53	19	9	4	—	—	—	—	—	—
53111	Lessors of residential buildings & dwellings . . . . .	856	4 638	19 612	168	117	33	10	5	3	—	—	—	—	—	—
531110	Lessors of residential buildings & dwellings . . . . .	856	4 638	19 612	168	117	33	10	5	3	—	—	—	—	—	—
53112	Lessors of nonres bldg (exc miniwarehouses) . . . . .	330	3 027	12 929	119	102	12	2	3	—	—	—	—	—	—	—
531120	Lessors of nonres bldg (exc miniwarehouses) . . . . .	330	3 027	12 929	119	102	12	2	3	—	—	—	—	—	—	—
53113	Lessors of miniwarehouses & self storage units . . . . .	(B)	(D)	(D)	20	19	—	1	—	—	—	—	—	—	—	—
531130	Lessors of miniwarehouses & self storage units . . . . .	(B)	(D)	(D)	20	19	—	1	—	—	—	—	—	—	—	—
53119	Lessors of other real estate property . . . . .	(E)	(D)	(D)	54	38	8	6	1	1	—	—	—	—	—	—
531190	Lessors of other real estate property . . . . .	(E)	(D)	(D)	54	38	8	6	1	1	—	—	—	—	—	—
5312	Offices of real estate agents & brokers . . . . .	704	6 410	29 508	207	159	36	8	3	1	—	—	—	—	—	—
53121	Offices of real estate agents & brokers . . . . .	704	6 410	29 508	207	159	36	8	3	1	—	—	—	—	—	—
531210	Offices of real estate agents & brokers . . . . .	704	6 410	29 508	207	159	36	8	3	1	—	—	—	—	—	—
5313	Activities related to real estate . . . . .	885	6 747	30 299	151	110	23	12	4	1	1	—	—	—	—	—
53131	Real estate property managers . . . . .	734	5 602	25 174	83	49	18	10	4	1	1	—	—	—	—	—
531311	Residential property managers . . . . .	625	4 742	21 129	55	30	11	8	4	1	1	—	—	—	—	—
531312	Nonresidential property managers . . . . .	109	860	4 045	28	19	7	2	—	—	—	—	—	—	—	—
53132	Offices of real estate appraisers . . . . .	(C)	(D)	(D)	42	38	3	1	—	—	—	—	—	—	—	—
531320	Offices of real estate appraisers . . . . .	(C)	(D)	(D)	42	38	3	1	—	—	—	—	—	—	—	—
53139	Other activities related to real estate . . . . .	(B)	(D)	(D)	26	23	2	1	—	—	—	—	—	—	—	—
531390	Other activities related to real estate . . . . .	(B)	(D)	(D)	26	23	2	1	—	—	—	—	—	—	—	—
532	Rental & leasing services . . . . .	1 623	11 068	42 511	202	84	58	42	18	—	—	—	—	—	—	—
5321	Automotive equipment rental & leasing . . . . .	266	1 990	6 729	35	21	7	2	5	—	—	—	—	—	—	—
53211	Passenger car rental & leasing . . . . .	(B)	(D)	(D)	16	11	4	1	—	—	—	—	—	—	—	—
532111	Passenger car rental . . . . .	(B)	(D)	(D)	14	11	2	1	—	—	—	—	—	—	—	—
532112	Passenger car leasing . . . . .	(A)	(D)	(D)	2	—	2	—	—	—	—	—	—	—	—	—
53212	Truck, utility trailer & RV rental & leasing . . . . .	(C)	(D)	(D)	19	10	3	1	5	—	—	—	—	—	—	—
532120	Truck, utility trailer & RV rental & leasing . . . . .	(C)	(D)	(D)	19	10	3	1	5	—	—	—	—	—	—	—
5322	Consumer goods rental . . . . .	814	2 939	12 645	96	40	23	24	9	—	—	—	—	—	—	—
53221	Consumer electronics & appliances rental . . . . .	(B)	(D)	(D)	8	3	4	—	1	—	—	—	—	—	—	—
532210	Consumer electronics & appliances rental . . . . .	(B)	(D)	(D)	8	3	4	—	1	—	—	—	—	—	—	—
53222	Formal wear & costume rental . . . . .	(B)	(D)	(D)	6	4	2	—	—	—	—	—	—	—	—	—
532220	Formal wear & costume rental . . . . .	(B)	(D)	(D)	6	4	2	—	—	—	—	—	—	—	—	—
53223	Video tape & disc rental . . . . .	(E)	(D)	(D)	54	16	15	18	5	—	—	—	—	—	—	—
532230	Video tape & disc rental . . . . .	(E)	(D)	(D)	54	16	15	18	5	—	—	—	—	—	—	—
53229	Other consumer goods rental . . . . .	233	1 372	6 098	28	17	2	6	3	—	—	—	—	—	—	—
532291	Home health equipment rental . . . . .	(B)	(D)	(D)	7	3	1	2	1	—	—	—	—	—	—	—
532292	Recreational goods rental . . . . .	(B)	(D)	(D)	10	5	1	4	—	—	—	—	—	—	—	—
532299	All other consumer goods rental . . . . .	(B)	(D)	(D)	11	9	—	—	2	—	—	—	—	—	—	—
5323	General rental centers . . . . .	176	1 139	5 521	28	8	15	4	1	—	—	—	—	—	—	—
53231	General rental centers . . . . .	176	1 139	5 521	28	8	15	4	1	—	—	—	—	—	—	—
532310	General rental centers . . . . .	176	1 139	5 521	28	8	15	4	1	—	—	—	—	—	—	—
5324	Commercial, industrial equip rental & leasing . . . . .	367	5 000	17 616	43	15	13	12	3	—	—	—	—	—	—	—
53241	Const, trans, mining equip rental & leasing . . . . .	198	3 405	10 655	25	10	8	6	1	—	—	—	—	—	—	—
532411	Commercial trans equip (exc MV) rental, lease . . . . .	(B)	(D)	(D)	8	4	4	—	—	—	—	—	—	—	—	—
532412	Const, mining, forestry equip rental & leasing . . . . .	(C)	(D)	(D)	17	6	4	6	1	—	—	—	—	—	—	—
53242	Office machinery & equipment rental & leasing . . . . .	(B)	(D)	(D)	3	1	1	1	—	—	—	—	—	—	—	—
532420	Office machinery & equipment rental & leasing . . . . .	(B)	(D)	(D)	3	1	1	1	—	—	—	—	—	—	—	—
53249	Oth commercial, industrial equip rental, lease . . . . .	(C)	(D)	(D)	15	4	4	5	2	—	—	—	—	—	—	—
532490	Oth commercial, industrial equip rental, lease . . . . .	(C)	(D)	(D)	15	4	4	5	2	—	—	—	—	—	—	—
533	Lessors of other nonfinancial intangible asset . . . . .	578	6 944	32 172	167	155	5	3	2	1	1	—	—	—	—	—
5331	Lessors of other nonfinancial intangible asset . . . . .	578	6 944	32 172	167	155	5	3	2	1	1	—	—	—	—	—
53311	Lessors of other nonfinancial intangible asset . . . . .	578	6 944	32 172	167	155	5	3	2	1	1	—	—	—	—	—
533110	Lessors of other nonfinancial intangible asset . . . . .	578	6 944	32 172	167	155	5	3	2	1	1	—	—	—	—	—
<b>54</b>	<b>Professional, scientific &amp; technical services . . . . .</b>	<b>19 564</b>	<b>246 609</b>	<b>1 114 496</b>	<b>2 223</b>	<b>1 518</b>	<b>310</b>	<b>208</b>	<b>121</b>	<b>36</b>	<b>22</b>	<b>7</b>	<b>1</b>	—	—	—
541	Professional, scientific & technical services . . . . .	19 564	246 609	1 114 496	2 223	1 518	310	208	121	36	22	7	1	—	—	—

See footnotes at end of table.

**Table 2. The State—Employees, Payroll, and Establishments by Industry: 2001—Con.**

[Excludes most government employees, railroad employees, and self-employed persons. Size class 1 to 4 includes establishments with payroll, but no employees, during mid-March pay period. (D) denotes figures withheld to avoid disclosing data for individual companies; the data are included in broader industry totals. For explanation of terms, abbreviations, and data reliability/comparability, see introductory text]

NAICS code	Industry	Number of employees for week including March 12	Payroll (\$1,000)		Total number of establishments	Number of establishments by employment-size class										
			First quarter	Annual		1 to 4	5 to 9	10 to 19	20 to 49	50 to 99	100 to 249	250 to 499	500 to 999	1,000 or more		
<b>54</b>	<b>Professional, scientific &amp; technical services—Con.</b>															
541	Professional, scientific & technical services—Con.															
5411	Legal services .....	3 574	49 984	258 136	354	190	74	49	30	5	6	—	—	—	—	—
54111	Offices of lawyers .....	(H)	(D)	(D)	336	173	73	49	30	5	6	—	—	—	—	—
541110	Offices of lawyers .....	(H)	(D)	(D)	336	173	73	49	30	5	6	—	—	—	—	—
54119	Other legal services .....	(B)	(D)	(D)	18	17	1	—	—	—	—	—	—	—	—	—
541191	Title abstract & settlement offices .....	(A)	(D)	(D)	7	7	—	—	—	—	—	—	—	—	—	—
541199	All other legal services .....	(A)	(D)	(D)	11	10	1	—	—	—	—	—	—	—	—	—
5412	Accounting, tax prep, bookkeep, payroll services .....	2 382	19 068	76 562	279	183	42	27	17	7	2	1	—	—	—	—
54121	Accounting, tax prep, bookkeep, payroll services .....	2 382	19 068	76 562	279	183	42	27	17	7	2	1	—	—	—	—
541211	Offices of certified public accountants ..	1 072	10 907	47 628	131	78	24	16	9	4	—	—	—	—	—	—
541213	Tax preparation services .....	572	1 694	4 494	38	24	5	3	4	1	—	1	—	—	—	—
541214	Payroll services .....	184	1 749	6 967	20	12	4	3	—	—	—	1	—	—	—	—
541219	Other accounting services .....	554	4 718	17 473	90	69	9	5	4	2	1	—	—	—	—	—
5413	Architectural, engineering & related services .....	3 061	35 515	159 162	316	185	55	39	24	10	2	1	—	—	—	—
54131	Architectural services .....	292	3 304	14 820	41	17	14	8	2	—	—	—	—	—	—	—
541310	Architectural services .....	292	3 304	14 820	41	17	14	8	2	—	—	—	—	—	—	—
54132	Landscape architectural services .....	134	623	4 198	24	15	6	1	2	—	—	—	—	—	—	—
541320	Landscape architectural services .....	134	623	4 198	24	15	6	1	2	—	—	—	—	—	—	—
54133	Engineering services .....	2 113	27 131	121 098	179	110	21	21	15	10	1	1	—	—	—	—
541330	Engineering services .....	2 113	27 131	121 098	179	110	21	21	15	10	1	1	—	—	—	—
54134	Drafting services .....	(B)	(D)	(D)	6	5	—	—	1	—	—	—	—	—	—	—
541340	Drafting services .....	(B)	(D)	(D)	6	5	—	—	1	—	—	—	—	—	—	—
54135	Building inspection services .....	46	374	1 779	15	11	3	1	—	—	—	—	—	—	—	—
541350	Building inspection services .....	46	374	1 779	15	11	3	1	—	—	—	—	—	—	—	—
54136	Geophysical surveying & mapping services .....	(A)	(D)	(D)	1	—	1	—	—	—	—	—	—	—	—	—
541360	Geophysical surveying & mapping services .....	(A)	(D)	(D)	1	—	1	—	—	—	—	—	—	—	—	—
54137	Surveying, mapping (exc geophysical) services .....	119	779	3 397	26	18	5	3	—	—	—	—	—	—	—	—
541370	Surveying, mapping (exc geophysical) services .....	119	779	3 397	26	18	5	3	—	—	—	—	—	—	—	—
54138	Testing laboratories .....	324	3 056	12 777	24	9	5	5	4	—	1	—	—	—	—	—
541380	Testing laboratories .....	324	3 056	12 777	24	9	5	5	4	—	1	—	—	—	—	—
5414	Specialized design services .....	504	5 180	23 916	93	75	9	6	2	—	1	—	—	—	—	—
54141	Interior design services .....	(C)	(D)	(D)	32	23	6	2	1	—	—	—	—	—	—	—
541410	Interior design services .....	(C)	(D)	(D)	32	23	6	2	1	—	—	—	—	—	—	—
54142	Industrial design services .....	218	2 737	13 892	5	2	—	1	1	—	1	—	—	—	—	—
541420	Industrial design services .....	218	2 737	13 892	5	2	—	1	1	—	1	—	—	—	—	—
54143	Graphic design services .....	137	1 236	5 138	54	48	3	3	—	—	—	—	—	—	—	—
541430	Graphic design services .....	137	1 236	5 138	54	48	3	3	—	—	—	—	—	—	—	—
54149	Other specialized design services .....	(A)	(D)	(D)	2	2	—	—	—	—	—	—	—	—	—	—
541490	Other specialized design services .....	(A)	(D)	(D)	2	2	—	—	—	—	—	—	—	—	—	—
5415	Computer systems design & related services .....	4 974	83 140	364 671	455	341	45	35	18	5	7	3	1	—	—	—
54151	Computer systems design & related services .....	4 974	83 140	364 671	455	341	45	35	18	5	7	3	1	—	—	—
541511	Custom computer programming services .....	2 944	44 916	207 332	194	147	18	13	8	2	3	2	1	—	—	—
541512	Computer systems design services .....	1 404	23 952	101 373	164	116	17	17	8	2	4	—	—	—	—	—
541513	Computer facilities management services .....	(E)	(D)	(D)	8	4	1	1	1	—	—	1	—	—	—	—
541519	Other computer related services .....	(E)	(D)	(D)	89	74	9	4	1	—	—	—	—	—	—	—
5416	Management, sci & tech consulting services ..	1 748	25 480	106 399	395	331	38	14	9	1	1	1	—	—	—	—
54161	Management consulting services .....	1 279	18 516	78 802	265	227	24	7	4	1	1	1	—	—	—	—
541611	Admin & gen management consulting services .....	798	13 685	56 927	106	88	8	5	3	1	—	1	—	—	—	—
541612	Human res & exec search consulting services .....	286	2 001	9 204	46	37	6	1	1	—	1	—	—	—	—	—
541613	Marketing consulting services .....	134	2 211	9 234	71	63	7	1	—	—	—	—	—	—	—	—
541614	Process, phys dist & log consulting services .....	(B)	(D)	(D)	17	15	2	—	—	—	—	—	—	—	—	—
541618	Other management consulting services .....	(B)	(D)	(D)	25	24	1	—	—	—	—	—	—	—	—	—
54162	Environmental consulting services .....	280	2 805	12 493	39	25	5	5	4	—	—	—	—	—	—	—
541620	Environmental consulting services .....	280	2 805	12 493	39	25	5	5	4	—	—	—	—	—	—	—
54169	Oth scientific & technical consulting services .....	189	4 159	15 104	91	79	9	2	1	—	—	—	—	—	—	—
541690	Oth scientific & technical consulting services .....	189	4 159	15 104	91	79	9	2	1	—	—	—	—	—	—	—
5417	Scientific R&D services .....	667	6 831	36 820	40	21	9	7	2	—	—	1	—	—	—	—
54171	R&D in physical, engineering & life sciences .....	649	6 718	36 289	35	17	9	6	2	—	—	1	—	—	—	—
541710	R&D in physical, engineering & life sciences .....	649	6 718	36 289	35	17	9	6	2	—	—	1	—	—	—	—
54172	R&D in social sciences & humanities .....	18	113	531	5	4	—	1	—	—	—	—	—	—	—	—
541720	R&D in social sciences & humanities .....	18	113	531	5	4	—	1	—	—	—	—	—	—	—	—
5418	Advertising & related services .....	1 171	12 765	50 562	86	62	9	4	5	3	3	—	—	—	—	—
54181	Advertising agencies .....	243	3 924	13 397	32	23	2	4	2	1	—	—	—	—	—	—
541810	Advertising agencies .....	243	3 924	13 397	32	23	2	4	2	1	—	—	—	—	—	—
54182	Public relations agencies .....	105	2 495	9 633	10	8	1	—	—	1	—	—	—	—	—	—
541820	Public relations agencies .....	105	2 495	9 633	10	8	1	—	—	1	—	—	—	—	—	—
54184	Media representatives .....	(C)	(D)	(D)	4	2	1	—	—	—	1	—	—	—	—	—
541840	Media representatives .....	(C)	(D)	(D)	4	2	1	—	—	—	1	—	—	—	—	—
54185	Display advertising .....	(B)	(D)	(D)	3	2	—	—	1	—	—	—	—	—	—	—
541850	Display advertising .....	(B)	(D)	(D)	3	2	—	—	1	—	—	—	—	—	—	—
54186	Direct mail advertising .....	511	3 604	13 428	13	6	3	—	1	1	2	—	—	—	—	—
541860	Direct mail advertising .....	511	3 604	13 428	13	6	3	—	1	1	2	—	—	—	—	—
54189	Other services related to advertising .....	74	634	2 711	24	21	2	—	1	—	—	—	—	—	—	—
541890	Other services related to advertising .....	74	634	2 711	24	21	2	—	1	—	—	—	—	—	—	—

See footnotes at end of table.







Table 2. The State—Employees, Payroll, and Establishments by Industry: 2001—Con.

[Excludes most government employees, railroad employees, and self-employed persons. Size class 1 to 4 includes establishments with payroll, but no employees, during mid-March pay period. (D) denotes figures withheld to avoid disclosing data for individual companies; the data are included in broader industry totals. For explanation of terms, abbreviations, and data reliability/comparability, see introductory text]

Table with columns for NAICS code, Industry, Number of employees for week including March 12, Payroll (\$1,000) (First quarter, Annual), Total number of establishments, and Number of establishments by employment-size class (1 to 4, 5 to 9, 10 to 19, 20 to 49, 50 to 99, 100 to 249, 250 to 499, 500 to 999, 1,000 or more).

See footnotes at end of table.





**Table 2. The State—Employees, Payroll, and Establishments by Industry: 2001—Con.**

[Excludes most government employees, railroad employees, and self-employed persons. Size class 1 to 4 includes establishments with payroll, but no employees, during mid-March pay period. (D) denotes figures withheld to avoid disclosing data for individual companies; the data are included in broader industry totals. For explanation of terms, abbreviations, and data reliability/comparability, see introductory text]

NAICS code	Industry	Number of employees for week including March 12	Payroll (\$1,000)		Total number of establishments	Number of establishments by employment-size class										
			First quarter	Annual		1 to 4	5 to 9	10 to 19	20 to 49	50 to 99	100 to 249	250 to 499	500 to 999	1,000 or more		
<b>81</b>	<b>Other services (except public administration)—Con.</b>															
812	Personal & laundry services—Con.															
8123	Drycleaning & laundry services .....	972	4 218	17 802	116	72	24	11	6	1	2	—	—	—	—	—
81231	Coin-operated laundries & drycleaners ...	121	315	1 320	38	29	8	1	—	—	—	—	—	—	—	—
812310	Coin-operated laundries & drycleaners ...	121	315	1 320	38	29	8	1	—	—	—	—	—	—	—	—
81232	Drycleaning & laundry services (exc coin-op) .....	425	1 597	6 694	69	41	15	8	5	—	—	—	—	—	—	—
812320	Drycleaning & laundry services (exc coin-op) .....	425	1 597	6 694	69	41	15	8	5	—	—	—	—	—	—	—
81233	Linen & uniform supply .....	426	2 306	9 788	9	2	1	2	1	1	2	—	—	—	—	—
812331	Linen supply .....	(C)	(D)	(D)	6	2	1	1	—	1	1	—	—	—	—	—
812332	Industrial launderers .....	(C)	(D)	(D)	3	—	—	1	1	—	1	—	—	—	—	—
8129	Other personal services .....	310	1 351	6 887	89	73	7	8	—	1	—	—	—	—	—	—
81291	Pet care (except veterinary) services .....	110	301	1 371	37	31	3	3	—	—	—	—	—	—	—	—
812910	Pet care (except veterinary) services .....	110	301	1 371	37	31	3	3	—	—	—	—	—	—	—	—
81292	Photofinishing .....	(B)	(D)	(D)	13	8	3	2	—	—	—	—	—	—	—	—
812921	Photofinishing laboratories (except one-hour) .....	(B)	(D)	(D)	7	4	2	1	—	—	—	—	—	—	—	—
812922	One-hour photofinishing .....	(B)	(D)	(D)	6	4	1	1	—	—	—	—	—	—	—	—
81293	Parking lots & garages .....	(B)	(D)	(D)	7	5	—	1	—	1	—	—	—	—	—	—
812930	Parking lots & garages .....	(B)	(D)	(D)	7	5	—	1	—	1	—	—	—	—	—	—
81299	All other personal services .....	55	258	1 803	32	29	1	2	—	—	—	—	—	—	—	—
812990	All other personal services .....	55	258	1 803	32	29	1	2	—	—	—	—	—	—	—	—
813	Religious, grantmaking, civic, prof & like organizations .....	8 989	37 905	157 328	875	493	180	94	74	22	10	2	—	—	—	—
8131	Religious organizations .....	4 542	17 440	71 257	416	222	87	46	44	11	6	—	—	—	—	—
81311	Religious organizations .....	4 542	17 440	71 257	416	222	87	46	44	11	6	—	—	—	—	—
813110	Religious organizations .....	4 542	17 440	71 257	416	222	87	46	44	11	6	—	—	—	—	—
8132	Grantmaking & giving services .....	496	3 710	15 098	64	37	8	14	4	1	—	—	—	—	—	—
81321	Grantmaking & giving services .....	496	3 710	15 098	64	37	8	14	4	1	—	—	—	—	—	—
813211	Grantmaking foundations .....	70	769	2 957	23	19	1	3	—	—	—	—	—	—	—	—
813212	Voluntary health organizations .....	310	1 967	8 174	31	11	7	10	3	—	—	—	—	—	—	—
813219	Other grantmaking & giving services ...	116	974	3 967	10	7	—	1	1	—	—	—	—	—	—	—
8133	Social advocacy organizations .....	237	1 487	6 219	41	25	10	3	3	—	—	—	—	—	—	—
81331	Social advocacy organizations .....	237	1 487	6 219	41	25	10	3	3	—	—	—	—	—	—	—
813311	Human rights organizations .....	70	434	1 818	12	6	4	1	1	—	—	—	—	—	—	—
813312	Environment & wildlife organizations ...	(C)	(D)	(D)	14	6	5	1	2	—	—	—	—	—	—	—
813319	Other social advocacy organizations ...	(B)	(D)	(D)	15	13	1	1	—	—	—	—	—	—	—	—
8134	Civic & social organizations .....	2 387	6 559	27 474	121	56	22	16	14	9	2	2	—	—	—	—
81341	Civic & social organizations .....	2 387	6 559	27 474	121	56	22	16	14	9	2	2	—	—	—	—
813410	Civic & social organizations .....	2 387	6 559	27 474	121	56	22	16	14	9	2	2	—	—	—	—
8139	Business, labor, political, like organizations ..	1 327	8 709	37 280	233	153	53	15	9	1	2	—	—	—	—	—
81391	Business associations .....	296	2 750	11 119	53	33	15	2	2	1	—	—	—	—	—	—
813910	Business associations .....	296	2 750	11 119	53	33	15	2	2	1	—	—	—	—	—	—
81392	Professional organizations .....	247	2 412	11 007	30	22	4	2	1	—	1	—	—	—	—	—
813920	Professional organizations .....	247	2 412	11 007	30	22	4	2	1	—	1	—	—	—	—	—
81393	Labor unions & similar labor organizations .....	500	1 969	8 108	67	34	19	10	3	—	1	—	—	—	—	—
813930	Labor unions & similar labor organizations .....	500	1 969	8 108	67	34	19	10	3	—	1	—	—	—	—	—
81394	Political organizations .....	48	436	1 793	12	10	1	—	1	—	—	—	—	—	—	—
813940	Political organizations .....	48	436	1 793	12	10	1	—	1	—	—	—	—	—	—	—
81399	Oth similar organizations (exc business, prof, labor, pol) .....	236	1 142	5 253	71	54	14	1	2	—	—	—	—	—	—	—
813990	Oth similar organizations (exc business, prof, labor, pol) .....	236	1 142	5 253	71	54	14	1	2	—	—	—	—	—	—	—
<b>95</b>	<b>Auxiliaries (exc corporate, subsidiary &amp; regional mgt) .....</b>	<b>7 302</b>	<b>160 965</b>	<b>496 082</b>	<b>53</b>	<b>12</b>	<b>7</b>	<b>11</b>	<b>7</b>	<b>6</b>	<b>1</b>	<b>3</b>	<b>4</b>	<b>2</b>		
<b>99</b>	<b>Unclassified establishments .....</b>	<b>415</b>	<b>1 669</b>	<b>9 751</b>	<b>309</b>	<b>286</b>	<b>23</b>	<b>—</b>	<b>—</b>	<b>—</b>	<b>—</b>	<b>—</b>	<b>—</b>	<b>—</b>		

Note: Employment-size classes are indicated as follows: A—0 to 19; B—20 to 99; C—100 to 249; E—250 to 499; F—500 to 999; G—1,000 to 2,499; H—2,500 to 4,999; I—5,000 to 9,999; J—10,000 to 24,999; K—25,000 to 49,999; L—50,000 to 99,999; M—100,000 or more.

**Table 3. The State—Employees and Annual Payroll by Employment-Size Class: 2001**

[Excludes most government employees, railroad employees, and self-employed persons. Size class 1 to 4 includes establishments with payroll, but no employees, during mid-March pay period. (D) denotes figures withheld to avoid disclosing data for individual companies; the data are included in broader industry totals. For explanation of terms, abbreviations, and data reliability/comparability, see introductory text]

NAICS code	Major group	Total	Employment-size class								
			1 to 4	5 to 9	10 to 19	20 to 49	50 to 99	100 to 249	250 to 499	500 to 999	1,000 or more
	<b>Total number of employees ..</b>	<b>389 376</b>	<b>22 078</b>	<b>27 431</b>	<b>39 096</b>	<b>57 475</b>	<b>43 978</b>	<b>59 221</b>	<b>39 555</b>	<b>38 678</b>	<b>61 864</b>
	<b>Total payroll, annual (\$1,000) .....</b>	<b>15 021 674</b>	<b>759 252</b>	<b>792 968</b>	<b>1 202 550</b>	<b>1 761 709</b>	<b>1 511 065</b>	<b>2 107 360</b>	<b>1 358 988</b>	<b>1 736 716</b>	<b>3 791 066</b>
<b>11</b>	<b>FORESTRY, FISHING, HUNTING, AND AGRICULTURE SUPPORT</b>										
	Number of employees .....	(C)	(D)	(D)	(D)	(D)	-	-	-	-	-
	Payroll, annual (\$1,000) .....	(D)	(D)	(D)	(D)	(D)	-	-	-	-	-
113	Forestry and logging										
	Number of employees .....	(B)	(D)	(D)	(D)	-	-	-	-	-	-
	Payroll, annual (\$1,000) .....	(D)	(D)	(D)	(D)	-	-	-	-	-	-
114	Fishing, hunting & trapping										
	Number of employees .....	(B)	(D)	-	-	(D)	-	-	-	-	-
	Payroll, annual (\$1,000) .....	(D)	(D)	-	-	(D)	-	-	-	-	-
115	Agriculture & forestry support activities										
	Number of employees .....	(C)	(D)	(D)	(D)	(D)	-	-	-	-	-
	Payroll, annual (\$1,000) .....	(D)	(D)	(D)	(D)	(D)	-	-	-	-	-
<b>21</b>	<b>MINING</b>										
	Number of employees .....	(C)	(D)	(D)	(D)	-	(D)	-	-	-	-
	Payroll, annual (\$1,000) .....	(D)	(D)	(D)	(D)	-	(D)	-	-	-	-
211	Oil & gas extraction										
	Number of employees .....	(B)	(D)	(D)	-	-	(D)	-	-	-	-
	Payroll, annual (\$1,000) .....	(D)	(D)	(D)	-	-	(D)	-	-	-	-
212	Mining (except oil & gas)										
	Number of employees .....	(C)	(D)	(D)	(D)	-	(D)	-	-	-	-
	Payroll, annual (\$1,000) .....	(D)	(D)	(D)	(D)	-	(D)	-	-	-	-
213	Mining support activities										
	Number of employees .....	(A)	(D)	-	-	-	-	-	-	-	-
	Payroll, annual (\$1,000) .....	(D)	(D)	-	-	-	-	-	-	-	-
<b>22</b>	<b>UTILITIES</b>										
	Number of employees .....	(G)	(D)	(D)	(D)	(D)	(D)	1 354	(D)	-	-
	Payroll, annual (\$1,000) .....	(D)	(D)	(D)	(D)	(D)	(D)	101 856	(D)	-	-
221	Utilities										
	Number of employees .....	(G)	(D)	(D)	(D)	(D)	(D)	1 354	(D)	-	-
	Payroll, annual (\$1,000) .....	(D)	(D)	(D)	(D)	(D)	(D)	101 856	(D)	-	-
<b>23</b>	<b>CONSTRUCTION</b>										
	Number of employees .....	21 263	2 461	2 812	3 519	4 831	3 942	2 557	1 141	-	-
	Payroll, annual (\$1,000) .....	797 460	70 300	78 562	119 167	183 837	182 422	118 180	44 992	-	-
233	Building, developing & general contracting										
	Number of employees .....	5 480	(D)	(D)	1 032	(D)	(D)	(D)	-	-	-
	Payroll, annual (\$1,000) .....	195 117	(D)	(D)	34 703	(D)	(D)	(D)	-	-	-
234	Heavy construction										
	Number of employees .....	2 519	(D)	(D)	229	(D)	(D)	(D)	(D)	-	-
	Payroll, annual (\$1,000) .....	113 997	(D)	(D)	10 701	(D)	(D)	(D)	(D)	-	-
235	Special trade contractors										
	Number of employees .....	13 264	1 589	1 903	2 258	3 110	2 231	(D)	(D)	-	-
	Payroll, annual (\$1,000) .....	488 346	43 599	52 989	73 763	116 995	102 768	(D)	(D)	-	-
<b>31-33</b>	<b>MANUFACTURING</b>										
	Number of employees .....	41 887	404	887	1 430	3 271	3 677	7 662	6 112	7 435	11 009
	Payroll, annual (\$1,000) .....	1 744 682	15 860	29 064	47 496	113 602	149 641	333 366	243 576	374 706	437 371
311	Food mfg										
	Number of employees .....	8 718	(D)	(D)	145	407	(D)	(D)	(D)	2 432	(D)
	Payroll, annual (\$1,000) .....	211 122	(D)	(D)	2 275	9 587	(D)	(D)	(D)	63 253	(D)
312	Beverage & tobacco product mfg										
	Number of employees .....	(C)	(D)	(D)	(D)	-	-	(D)	-	-	-
	Payroll, annual (\$1,000) .....	(D)	(D)	(D)	(D)	-	-	(D)	-	-	-
313	Textile mills										
	Number of employees .....	205	-	(D)	(D)	(D)	(D)	-	-	-	-
	Payroll, annual (\$1,000) .....	5 842	-	(D)	(D)	(D)	(D)	-	-	-	-
314	Textile product mills										
	Number of employees .....	290	(D)	(D)	(D)	(D)	(D)	-	-	-	-
	Payroll, annual (\$1,000) .....	5 998	(D)	(D)	(D)	(D)	(D)	-	-	-	-
315	Apparel manufacturing										
	Number of employees .....	(C)	(D)	(D)	(D)	-	-	(D)	-	-	-
	Payroll, annual (\$1,000) .....	(D)	(D)	(D)	(D)	-	-	(D)	-	-	-
316	Leather & allied product mfg										
	Number of employees .....	(B)	(D)	-	-	(D)	-	-	-	-	-
	Payroll, annual (\$1,000) .....	(D)	(D)	-	-	(D)	-	-	-	-	-
321	Wood product mfg										
	Number of employees .....	689	(D)	(D)	68	(D)	(D)	(D)	(D)	-	-
	Payroll, annual (\$1,000) .....	21 179	(D)	(D)	1 727	(D)	(D)	(D)	(D)	-	-
322	Paper mfg										
	Number of employees .....	1 717	-	-	-	-	(D)	478	-	-	(D)
	Payroll, annual (\$1,000) .....	59 528	-	-	-	-	(D)	16 535	-	-	(D)

See footnotes at end of table.

**Table 3. The State—Employees and Annual Payroll by Employment-Size Class: 2001—Con.**

[Excludes most government employees, railroad employees, and self-employed persons. Size class 1 to 4 includes establishments with payroll, but no employees, during mid-March pay period. (D) denotes figures withheld to avoid disclosing data for individual companies; the data are included in broader industry totals. For explanation of terms, abbreviations, and data reliability/comparability, see introductory text]

NAICS code	Major group	Employment-size class									
		Total	1 to 4	5 to 9	10 to 19	20 to 49	50 to 99	100 to 249	250 to 499	500 to 999	1,000 or more
<b>31-33</b>	<b>MANUFACTURING—Con.</b>										
323	Printing & related support activities										
	Number of employees .....	1 639	64	(D)	156	259	(D)	—	—	(D)	—
	Payroll, annual (\$1,000).....	80 790	2 516	(D)	5 817	11 309	(D)	—	—	(D)	—
324	Petroleum & coal products mfg										
	Number of employees .....	865	(D)	(D)	(D)	95	(D)	—	—	(D)	—
	Payroll, annual (\$1,000).....	59 909	(D)	(D)	(D)	4 324	(D)	—	—	(D)	—
325	Chemical mfg										
	Number of employees .....	7 567	(D)	37	64	(D)	684	1 420	2 165	(D)	(D)
	Payroll, annual (\$1,000).....	454 309	(D)	2 786	3 606	(D)	33 697	84 000	119 778	(D)	(D)
326	Plastics & rubber products mfg										
	Number of employees .....	3 409	(D)	(D)	86	305	620	1 313	(D)	(D)	—
	Payroll, annual (\$1,000).....	127 089	(D)	(D)	2 383	9 648	20 625	56 897	(D)	(D)	—
327	Nonmetallic mineral product mfg										
	Number of employees .....	908	(D)	(D)	(D)	333	(D)	(D)	—	—	—
	Payroll, annual (\$1,000).....	33 835	(D)	(D)	(D)	12 253	(D)	(D)	—	—	—
331	Primary metal mfg										
	Number of employees .....	891	8	—	36	(D)	(D)	(D)	(D)	—	—
	Payroll, annual (\$1,000).....	35 835	318	—	2 112	(D)	(D)	(D)	(D)	—	—
332	Fabricated metal product mfg										
	Number of employees .....	3 134	(D)	(D)	242	712	391	1 109	(D)	—	—
	Payroll, annual (\$1,000).....	116 400	(D)	(D)	8 636	26 872	23 028	37 430	(D)	—	—
333	Machinery mfg										
	Number of employees .....	(G)	(D)	(D)	(D)	(D)	—	(D)	(D)	—	—
	Payroll, annual (\$1,000).....	(D)	(D)	(D)	(D)	(D)	—	(D)	(D)	—	—
334	Computer & electronic product mfg										
	Number of employees .....	1 743	(D)	(D)	(D)	146	(D)	630	—	(D)	—
	Payroll, annual (\$1,000).....	95 270	(D)	(D)	(D)	5 030	(D)	38 776	—	(D)	—
335	Electrical equip, appliance & component mfg										
	Number of employees .....	1 421	—	(D)	43	88	(D)	(D)	(D)	—	—
	Payroll, annual (\$1,000).....	56 211	—	(D)	1 388	2 871	(D)	(D)	(D)	—	—
336	Transportation equipment mfg										
	Number of employees .....	5 487	(D)	(D)	—	(D)	—	(D)	(D)	—	(D)
	Payroll, annual (\$1,000).....	274 469	(D)	(D)	—	(D)	—	(D)	(D)	—	(D)
337	Furniture & related product mfg										
	Number of employees .....	636	(D)	(D)	(D)	107	(D)	(D)	—	—	—
	Payroll, annual (\$1,000).....	19 369	(D)	(D)	(D)	3 423	(D)	(D)	—	—	—
339	Miscellaneous mfg										
	Number of employees .....	1 151	42	77	105	(D)	—	(D)	—	(D)	—
	Payroll, annual (\$1,000).....	43 144	1 241	2 328	3 081	(D)	—	(D)	—	(D)	—
<b>42</b>	<b>WHOLESALE TRADE</b>										
	Number of employees .....	24 106	864	1 165	2 036	2 896	1 708	2 373	(D)	(D)	11 732
	Payroll, annual (\$1,000).....	1 433 239	69 466	46 311	78 690	121 854	73 697	105 179	(D)	(D)	828 228
421	Wholesale trade, durable goods										
	Number of employees .....	6 952	538	818	1 331	1 849	(D)	1 328	(D)	—	—
	Payroll, annual (\$1,000).....	335 899	55 599	32 578	52 620	76 895	(D)	64 440	(D)	—	—
422	Wholesale trade, nondurable goods										
	Number of employees .....	17 154	326	347	705	1 047	(D)	1 045	(D)	(D)	11 732
	Payroll, annual (\$1,000).....	1 097 340	13 867	13 733	26 070	44 959	(D)	40 739	(D)	(D)	828 228
<b>44-45</b>	<b>RETAIL TRADE</b>										
	Number of employees .....	52 151	3 201	6 003	8 488	11 300	6 329	9 921	(D)	(D)	—
	Payroll, annual (\$1,000).....	1 115 784	85 279	110 874	171 252	238 183	151 655	219 735	(D)	(D)	—
441	Motor vehicle & parts dealers										
	Number of employees .....	6 748	277	533	1 031	1 823	1 616	(D)	(D)	—	—
	Payroll, annual (\$1,000).....	231 960	9 151	15 155	28 837	57 764	58 707	(D)	(D)	—	—
442	Furniture & home furnishing stores										
	Number of employees .....	3 215	207	406	633	959	222	(D)	(D)	—	—
	Payroll, annual (\$1,000).....	75 817	5 864	8 389	14 670	27 844	5 765	(D)	(D)	—	—
443	Electronics & appliance stores										
	Number of employees .....	1 641	139	354	356	(D)	(D)	557	—	—	—
	Payroll, annual (\$1,000).....	44 485	4 938	8 239	8 714	(D)	(D)	11 540	—	—	—
444	Bldg material & garden equip & supp dealers										
	Number of employees .....	4 376	318	406	861	957	(D)	1 326	(D)	—	—
	Payroll, annual (\$1,000).....	122 920	9 837	10 478	23 604	29 078	(D)	35 468	(D)	—	—
445	Food & beverage stores										
	Number of employees .....	9 625	585	772	693	1 604	(D)	(D)	(D)	—	—
	Payroll, annual (\$1,000).....	177 595	11 294	10 410	10 129	25 582	(D)	(D)	(D)	—	—
446	Health & personal care stores										
	Number of employees .....	3 400	215	314	778	(D)	(D)	—	—	—	—
	Payroll, annual (\$1,000).....	64 726	5 856	5 360	17 315	(D)	(D)	—	—	—	—
447	Gasoline stations										
	Number of employees .....	2 250	(D)	(D)	799	(D)	(D)	—	—	—	—
	Payroll, annual (\$1,000).....	35 602	(D)	(D)	12 154	(D)	(D)	—	—	—	—
448	Clothing & clothing accessories stores										
	Number of employees .....	4 575	379	1 011	1 434	1 278	473	—	—	—	—
	Payroll, annual (\$1,000).....	66 860	9 735	16 827	20 124	14 977	5 197	—	—	—	—

See footnotes at end of table.

**Table 3. The State—Employees and Annual Payroll by Employment-Size Class: 2001—Con.**

[Excludes most government employees, railroad employees, and self-employed persons. Size class 1 to 4 includes establishments with payroll, but no employees, during mid-March pay period. (D) denotes figures withheld to avoid disclosing data for individual companies; the data are included in broader industry totals. For explanation of terms, abbreviations, and data reliability/comparability, see introductory text]

NAICS code	Major group	Total	Employment-size class								
			1 to 4	5 to 9	10 to 19	20 to 49	50 to 99	100 to 249	250 to 499	500 to 999	1,000 or more
<b>44-45</b>	<b>RETAIL TRADE—Con.</b>										
451	Sporting goods, hobby, book & music stores										
	Number of employees .....	2 072	211	(D)	402	526	(D)	(D)	—	—	—
	Payroll, annual (\$1,000).....	30 495	4 580	(D)	6 330	6 388	(D)	(D)	—	—	—
452	General merchandise stores										
	Number of employees .....	9 602	30	(D)	223	(D)	(D)	(D)	(D)	(D)	—
	Payroll, annual (\$1,000).....	164 475	4 665	(D)	3 063	(D)	(D)	(D)	(D)	(D)	—
453	Miscellaneous store retailers										
	Number of employees .....	3 219	(D)	664	997	(D)	(D)	—	—	—	—
	Payroll, annual (\$1,000).....	56 353	(D)	12 134	16 654	(D)	(D)	—	—	—	—
454	Nonstore retailers										
	Number of employees .....	1 428	(D)	(D)	281	496	(D)	(D)	—	—	—
	Payroll, annual (\$1,000).....	44 496	(D)	(D)	9 658	16 400	(D)	(D)	—	—	—
<b>48-49</b>	<b>TRANSPORTATION &amp; WAREHOUSING</b>										
	<b>Number of employees .....</b>	<b>7 350</b>	<b>539</b>	<b>537</b>	<b>1 199</b>	<b>1 672</b>	<b>2 075</b>	<b>(D)</b>	<b>(D)</b>	<b>—</b>	<b>—</b>
	<b>Payroll, annual (\$1,000).....</b>	<b>219 387</b>	<b>15 537</b>	<b>14 424</b>	<b>31 716</b>	<b>55 380</b>	<b>65 082</b>	<b>(D)</b>	<b>(D)</b>	<b>—</b>	<b>—</b>
481	Air transportation										
	Number of employees .....	(B)	(D)	(D)	(D)	(D)	—	—	—	—	—
	Payroll, annual (\$1,000).....	(D)	(D)	(D)	(D)	(D)	—	—	—	—	—
483	Water transportation										
	Number of employees .....	(C)	(D)	(D)	(D)	(D)	—	(D)	—	—	—
	Payroll, annual (\$1,000).....	(D)	(D)	(D)	(D)	(D)	—	(D)	—	—	—
484	Truck transportation										
	Number of employees .....	2 837	238	(D)	559	(D)	920	(D)	—	—	—
	Payroll, annual (\$1,000).....	96 069	7 299	(D)	15 696	(D)	34 830	(D)	—	—	—
485	Transit & ground passenger transportation										
	Number of employees .....	2 144	(D)	(D)	284	(D)	651	(D)	(D)	—	—
	Payroll, annual (\$1,000).....	43 228	(D)	(D)	3 115	(D)	14 398	(D)	(D)	—	—
486	Pipeline transportation										
	Number of employees .....	(A)	(D)	(D)	—	—	—	—	—	—	—
	Payroll, annual (\$1,000).....	(D)	(D)	(D)	—	—	—	—	—	—	—
487	Scenic & sightseeing transportation										
	Number of employees .....	(A)	(D)	(D)	—	—	—	—	—	—	—
	Payroll, annual (\$1,000).....	(D)	(D)	(D)	—	—	—	—	—	—	—
488	Transportation support activities										
	Number of employees .....	880	83	(D)	(D)	230	(D)	(D)	—	—	—
	Payroll, annual (\$1,000).....	28 564	2 761	(D)	(D)	8 881	(D)	(D)	—	—	—
492	Couriers & messengers										
	Number of employees .....	768	(D)	(D)	(D)	(D)	(D)	(D)	—	—	—
	Payroll, annual (\$1,000).....	22 356	(D)	(D)	(D)	(D)	(D)	(D)	—	—	—
493	Warehousing & storage										
	Number of employees .....	(E)	(D)	(D)	(D)	159	(D)	—	—	—	—
	Payroll, annual (\$1,000).....	(D)	(D)	(D)	(D)	6 144	(D)	—	—	—	—
<b>51</b>	<b>INFORMATION</b>										
	<b>Number of employees .....</b>	<b>8 799</b>	<b>(D)</b>	<b>333</b>	<b>653</b>	<b>1 052</b>	<b>(D)</b>	<b>1 339</b>	<b>(D)</b>	<b>(D)</b>	<b>(D)</b>
	<b>Payroll, annual (\$1,000).....</b>	<b>436 261</b>	<b>(D)</b>	<b>12 234</b>	<b>43 222</b>	<b>44 402</b>	<b>(D)</b>	<b>48 846</b>	<b>(D)</b>	<b>(D)</b>	<b>(D)</b>
511	Publishing industries										
	Number of employees .....	1 563	(D)	(D)	(D)	(D)	(D)	(D)	—	(D)	—
	Payroll, annual (\$1,000).....	59 729	(D)	(D)	(D)	(D)	(D)	(D)	—	(D)	—
512	Motion picture & sound recording industries										
	Number of employees .....	466	(D)	(D)	(D)	(D)	(D)	(D)	—	—	—
	Payroll, annual (\$1,000).....	8 870	(D)	(D)	(D)	(D)	(D)	(D)	—	—	—
513	Broadcasting & telecommunications										
	Number of employees .....	3 735	(D)	(D)	422	(D)	(D)	(D)	(D)	(D)	—
	Payroll, annual (\$1,000).....	172 362	(D)	(D)	33 662	(D)	(D)	(D)	(D)	(D)	—
514	Information & data processing services										
	Number of employees .....	3 035	(D)	(D)	(D)	(D)	(D)	—	(D)	—	(D)
	Payroll, annual (\$1,000).....	195 300	(D)	(D)	(D)	(D)	(D)	—	(D)	—	(D)
<b>52</b>	<b>FINANCE &amp; INSURANCE</b>										
	<b>Number of employees .....</b>	<b>44 879</b>	<b>1 749</b>	<b>1 904</b>	<b>2 387</b>	<b>3 049</b>	<b>2 421</b>	<b>5 454</b>	<b>8 062</b>	<b>8 724</b>	<b>11 129</b>
	<b>Payroll, annual (\$1,000).....</b>	<b>2 620 308</b>	<b>74 579</b>	<b>72 550</b>	<b>113 005</b>	<b>193 508</b>	<b>186 912</b>	<b>310 714</b>	<b>298 502</b>	<b>394 383</b>	<b>976 155</b>
522	Credit intermediation & related activities										
	Number of employees .....	32 508	(D)	1 122	1 659	(D)	1 521	3 686	5 546	(D)	(D)
	Payroll, annual (\$1,000).....	1 841 095	(D)	37 308	60 795	(D)	63 343	179 957	189 157	(D)	(D)
523	Security, commodity contracts & like activity										
	Number of employees .....	(H)	(D)	(D)	(D)	593	381	550	—	(D)	—
	Payroll, annual (\$1,000).....	(D)	(D)	(D)	(D)	90 153	101 483	86 496	—	(D)	—
524	Insurance carriers & related activities										
	Number of employees .....	8 402	519	(D)	(D)	(D)	519	1 218	2 516	(D)	(D)
	Payroll, annual (\$1,000).....	361 493	18 556	(D)	(D)	(D)	22 086	44 261	109 345	(D)	(D)

See footnotes at end of table.

**Table 3. The State—Employees and Annual Payroll by Employment-Size Class: 2001—Con.**

[Excludes most government employees, railroad employees, and self-employed persons. Size class 1 to 4 includes establishments with payroll, but no employees, during mid-March pay period. (D) denotes figures withheld to avoid disclosing data for individual companies; the data are included in broader industry totals. For explanation of terms, abbreviations, and data reliability/comparability, see introductory text]

NAICS code	Major group	Total	Employment-size class									
			1 to 4	5 to 9	10 to 19	20 to 49	50 to 99	100 to 249	250 to 499	500 to 999	1,000 or more	
<b>52</b>	<b>FINANCE &amp; INSURANCE—Con.</b>											
525	Funds, trusts, & other financial vehicles (part)											
	Number of employees .....	(C)	(D)	(D)	(D)	(D)	(D)	—	—	—	—	—
	Payroll, annual (\$1,000).....	(D)	(D)	(D)	(D)	(D)	(D)	—	—	—	—	—
<b>53</b>	<b>REAL ESTATE &amp; RENTAL &amp; LEASING</b>											
	Number of employees .....	5 350	1 267	1 094	1 106	(D)	(D)	(D)	—	—	—	—
	Payroll, annual (\$1,000).....	177 603	34 065	40 596	46 781	(D)	(D)	(D)	—	—	—	—
531	Real estate											
	Number of employees .....	3 149	894	712	492	(D)	(D)	(D)	—	—	—	—
	Payroll, annual (\$1,000).....	102 920	27 559	28 095	16 792	(D)	(D)	(D)	—	—	—	—
532	Rental & leasing services											
	Number of employees .....	1 623	171	(D)	(D)	(D)	—	—	—	—	—	—
	Payroll, annual (\$1,000).....	42 511	4 771	(D)	(D)	(D)	—	—	—	—	—	—
533	Lessors of other nonfinancial intangible asset											
	Number of employees .....	578	202	(D)	(D)	(D)	(D)	(D)	—	—	—	—
	Payroll, annual (\$1,000).....	32 172	1 735	(D)	(D)	(D)	(D)	(D)	—	—	—	—
<b>54</b>	<b>PROFESSIONAL, SCIENTIFIC &amp; TECHNICAL SERVICES</b>											
	Number of employees .....	19 564	2 261	2 006	2 731	3 662	2 368	3 234	(D)	(D)	—	—
	Payroll, annual (\$1,000).....	1 114 496	108 550	91 369	130 835	196 961	134 884	239 640	(D)	(D)	—	—
541	Professional, scientific & technical services											
	Number of employees .....	19 564	2 261	2 006	2 731	3 662	2 368	3 234	(D)	(D)	—	—
	Payroll, annual (\$1,000).....	1 114 496	108 550	91 369	130 835	196 961	134 884	239 640	(D)	(D)	—	—
<b>55</b>	<b>MANAGEMENT OF COMPANIES &amp; ENTERPRISES</b>											
	Number of employees .....	19 969	2 397	352	359	743	814	1 179	(D)	4 714	(D)	(D)
	Payroll, annual (\$1,000).....	1 321 015	35 355	14 578	31 558	71 828	58 210	111 525	(D)	260 622	(D)	(D)
551	Management of companies & enterprises											
	Number of employees .....	19 969	2 397	352	359	743	814	1 179	(D)	4 714	(D)	(D)
	Payroll, annual (\$1,000).....	1 321 015	35 355	14 578	31 558	71 828	58 210	111 525	(D)	260 622	(D)	(D)
<b>56</b>	<b>ADMIN, SUPPORT, WASTE MGT, REMEDIATION SERVICES</b>											
	Number of employees .....	30 194	1 064	1 151	2 019	3 186	2 852	7 391	6 568	(D)	(D)	(D)
	Payroll, annual (\$1,000).....	713 008	34 772	29 171	56 425	91 823	87 232	128 200	177 928	(D)	(D)	(D)
561	Administrative & support services											
	Number of employees .....	29 330	1 009	(D)	1 922	2 991	2 638	(D)	6 568	(D)	(D)	(D)
	Payroll, annual (\$1,000).....	680 614	33 231	(D)	53 398	84 067	79 150	(D)	177 928	(D)	(D)	(D)
562	Waste management & remediation services											
	Number of employees .....	864	55	(D)	97	195	214	(D)	—	—	—	—
	Payroll, annual (\$1,000).....	32 394	1 541	(D)	3 027	7 756	8 082	(D)	—	—	—	—
<b>61</b>	<b>EDUCATIONAL SERVICES</b>											
	Number of employees .....	6 249	(D)	232	422	926	989	(D)	(D)	(D)	—	—
	Payroll, annual (\$1,000).....	151 653	(D)	5 088	7 926	21 167	20 808	(D)	(D)	(D)	—	—
611	Educational services											
	Number of employees .....	6 249	(D)	232	422	926	989	(D)	(D)	(D)	—	—
	Payroll, annual (\$1,000).....	151 653	(D)	5 088	7 926	21 167	20 808	(D)	(D)	(D)	—	—
<b>62</b>	<b>HEALTH CARE AND SOCIAL ASSISTANCE</b>											
	Number of employees .....	46 074	1 642	3 367	4 711	5 584	4 328	7 336	2 389	4 208	12 509	—
	Payroll, annual (\$1,000).....	1 594 043	76 918	143 999	180 302	182 408	139 827	169 712	55 037	156 536	489 304	—
621	Ambulatory health care services											
	Number of employees .....	14 730	1 264	2 584	2 789	3 133	2 000	1 096	(D)	(D)	—	—
	Payroll, annual (\$1,000).....	707 376	67 441	130 581	149 256	140 946	94 716	36 054	(D)	(D)	—	—
622	Hospitals											
	Number of employees .....	(J)	(D)	—	—	—	(D)	(D)	(D)	(D)	12 509	—
	Payroll, annual (\$1,000).....	(D)	(D)	—	—	—	(D)	(D)	(D)	(D)	489 304	—
623	Nursing & residential care facilities											
	Number of employees .....	8 073	(D)	58	210	371	(D)	4 721	(D)	(D)	—	—
	Payroll, annual (\$1,000).....	163 468	(D)	1 242	5 057	6 959	(D)	106 614	(D)	(D)	—	—
624	Social assistance											
	Number of employees .....	(I)	(D)	725	1 712	2 080	(D)	(D)	(D)	—	—	—
	Payroll, annual (\$1,000).....	(D)	(D)	12 176	25 989	34 503	(D)	(D)	(D)	—	—	—

See footnotes at end of table.



**Table 3. The State—Employees and Annual Payroll by Employment-Size Class: 2001—Con.**

[Excludes most government employees, railroad employees, and self-employed persons. Size class 1 to 4 includes establishments with payroll, but no employees, during mid-March pay period. (D) denotes figures withheld to avoid disclosing data for individual companies; the data are included in broader industry totals. For explanation of terms, abbreviations, and data reliability/comparability, see introductory text]

NAICS code	Major group	Total	Employment-size class								
			1 to 4	5 to 9	10 to 19	20 to 49	50 to 99	100 to 249	250 to 499	500 to 999	1,000 or more
<b>71</b>	<b>ARTS, ENTERTAINMENT &amp; RECREATION</b>										
	Number of employees .....	7 526	234	317	636	1 231	(D)	799	962	(D)	(D)
	Payroll, annual (\$1,000) .....	189 641	27 364	6 929	10 191	19 602	(D)	23 394	18 257	(D)	(D)
711	Performing arts, spectator sports & related industries										
	Number of employees .....	3 429	(D)	(D)	(D)	(D)	(D)	(D)	(D)	(D)	(D)
	Payroll, annual (\$1,000) .....	110 203	(D)	(D)	(D)	(D)	(D)	(D)	(D)	(D)	(D)
712	Museums, historical sites & like institutions										
	Number of employees .....	978	(D)	(D)	(D)	(D)	(D)	(D)	—	(D)	—
	Payroll, annual (\$1,000) .....	21 917	(D)	(D)	(D)	(D)	(D)	(D)	—	(D)	—
713	Amusement, gambling & recreation industries										
	Number of employees .....	3 119	(D)	(D)	(D)	1 003	(D)	(D)	(D)	—	—
	Payroll, annual (\$1,000) .....	57 521	(D)	(D)	(D)	14 552	(D)	(D)	(D)	—	—
<b>72</b>	<b>ACCOMMODATION &amp; FOOD SERVICES</b>										
	Number of employees .....	27 263	885	1 982	3 849	9 178	7 612	2 691	1 066	—	—
	Payroll, annual (\$1,000) .....	378 750	30 170	29 031	47 707	114 289	96 885	35 326	25 342	—	—
721	Accommodation										
	Number of employees .....	3 050	109	(D)	(D)	717	480	447	(D)	—	—
	Payroll, annual (\$1,000) .....	65 505	4 320	(D)	(D)	11 083	15 715	7 734	(D)	—	—
722	Food services & drinking places										
	Number of employees .....	24 213	776	(D)	(D)	8 461	7 132	2 244	(D)	—	—
	Payroll, annual (\$1,000) .....	313 245	25 850	(D)	(D)	103 206	81 170	27 592	(D)	—	—
<b>81</b>	<b>OTHER SERVICES (EXCEPT PUBLIC ADMINISTRATION)</b>										
	Number of employees .....	16 161	2 330	3 003	3 274	3 337	1 815	(D)	(D)	—	—
	Payroll, annual (\$1,000) .....	322 285	51 965	61 581	73 669	65 838	34 930	(D)	(D)	—	—
811	Repair & maintenance										
	Number of employees .....	3 270	694	920	942	(D)	(D)	(D)	—	—	—
	Payroll, annual (\$1,000) .....	88 998	17 191	24 551	29 967	(D)	(D)	(D)	—	—	—
812	Personal & laundry services										
	Number of employees .....	3 902	704	927	1 040	(D)	(D)	(D)	—	—	—
	Payroll, annual (\$1,000) .....	75 959	14 922	15 533	19 591	(D)	(D)	(D)	—	—	—
813	Religious, grantmaking, civic, prof & like organizations										
	Number of employees .....	8 989	932	1 156	1 292	2 173	1 449	(D)	(D)	—	—
	Payroll, annual (\$1,000) .....	157 328	19 852	21 497	24 111	40 979	25 866	(D)	(D)	—	—
<b>95</b>	<b>AUXILIARIES (EXC CORPORATE, SUBSIDIARY &amp; REGIONAL MGT)</b>										
	Number of employees .....	7 302	(D)	48	(D)	(D)	(D)	(D)	914	3 114	(D)
	Payroll, annual (\$1,000) .....	496 082	(D)	1 904	(D)	(D)	(D)	(D)	42 296	208 821	(D)
<b>99</b>	<b>UNCLASSIFIED ESTABLISHMENTS</b>										
	Number of employees .....	415	270	145	—	—	—	—	—	—	—
	Payroll, annual (\$1,000) .....	9 751	7 299	2 452	—	—	—	—	—	—	—

Note: Employment-size classes are indicated as follows: A—0 to 19; B—20 to 99; C—100 to 249; E—250 to 499; F—500 to 999; G—1,000 to 2,499; H—2,500 to 4,999; I—5,000 to 9,999; J—10,000 to 24,999; K—25,000 to 49,999; L—50,000 to 99,999; M—100,000 or more.

**Table 4. The State—Establishments With 1,000 Employees or More by Major Group and Employment-Size Class: 2001**

[Excludes most government employees, railroad employees, and self-employed persons. For explanation of terms, abbreviations, and data reliability/comparability, see introductory text]

NAICS code	Major group	Total number of establishments	Number of establishments by employment-size class			
			1,000 to 1,499	1,500 to 2,499	2,500 to 4,999	5,000 or more
	<b>Total</b> .....	<b>31</b>	<b>17</b>	<b>10</b>	<b>1</b>	<b>3</b>
<b>31-33</b>	<b>Manufacturing</b> .....	<b>7</b>	<b>4</b>	<b>2</b>	<b>1</b>	<b>—</b>
311	Food mfg .....	3	2	1	—	—
322	Paper mfg .....	1	1	—	—	—
325	Chemical mfg .....	1	1	—	—	—
336	Transportation equipment mfg .....	2	—	1	1	—
<b>42</b>	<b>Wholesale trade</b> .....	<b>4</b>	<b>1</b>	<b>2</b>	<b>—</b>	<b>1</b>
422	Wholesale trade, nondurable goods .....	4	1	2	—	1
<b>51</b>	<b>Information</b> .....	<b>1</b>	<b>—</b>	<b>1</b>	<b>—</b>	<b>—</b>
514	Information & data processing services .....	1	—	1	—	—
<b>52</b>	<b>Finance &amp; insurance</b> .....	<b>4</b>	<b>3</b>	<b>—</b>	<b>—</b>	<b>1</b>
522	Credit intermediation & related activities .....	3	2	—	—	1
524	Insurance carriers & related activities .....	1	1	—	—	—
<b>55</b>	<b>Management of companies &amp; enterprises</b> .....	<b>5</b>	<b>2</b>	<b>3</b>	<b>—</b>	<b>—</b>
551	Management of companies & enterprises .....	5	2	3	—	—
<b>56</b>	<b>Admin, support, waste mgt, remediation services</b> .....	<b>1</b>	<b>1</b>	<b>—</b>	<b>—</b>	<b>—</b>
561	Administrative & support services .....	1	1	—	—	—
<b>62</b>	<b>Health care and social assistance</b> .....	<b>6</b>	<b>4</b>	<b>1</b>	<b>—</b>	<b>1</b>
622	Hospitals .....	6	4	1	—	1
<b>71</b>	<b>Arts, entertainment &amp; recreation</b> .....	<b>1</b>	<b>—</b>	<b>1</b>	<b>—</b>	<b>—</b>
711	Performing arts, spectator sports & related industries .....	1	—	1	—	—
<b>95</b>	<b>Auxiliaries (exc corporate, subsidiary &amp; regional mgt)</b> .....	<b>2</b>	<b>2</b>	<b>—</b>	<b>—</b>	<b>—</b>

**Table 5. The State—Employees, Payroll, and Establishments by County: 2001 and 2000**

[Excludes most government employees, railroad employees, and self-employed persons. (D) denotes figures withheld to avoid disclosing data for individual companies; the data are included in broader industry totals. For explanation of terms, abbreviations, and data reliability/comparability, see introductory text]

County	2001				2000			
	Number of establishments	Number of employees for week including March 12	Payroll (\$1,000)		Number of establishments	Number of employees for week including March 12	Payroll (\$1,000)	
			First quarter	Annual			First quarter	Annual
<b>Total</b> .....	<b>24 074</b>	<b>389 376</b>	<b>3 863 002</b>	<b>15 021 674</b>	<b>23 771</b>	<b>377 277</b>	<b>3 595 259</b>	<b>14 320 011</b>
Kent .....	3 007	46 469	292 325	1 212 750	2 961	44 400	269 241	1 119 916
New Castle .....	16 386	291 416	3 264 082	12 473 634	16 191	282 131	3 043 740	11 942 350
Sussex .....	4 681	51 491	306 595	1 335 290	4 619	50 746	282 278	1 257 745
<b>Statewide</b> .....	-	-	-	-	-	-	-	-

Note: Employment-size classes are indicated as follows: A—0 to 19; B—20 to 99; C—100 to 249; E—250 to 499; F—500 to 999; G—1,000 to 2,499; H—2,500 to 4,999; I—5,000 to 9,999; J—10,000 to 24,999; K—25,000 to 49,999; L—50,000 to 99,999; M—100,000 or more.

**Table 6. Counties—Employees, Payroll, and Establishments by Industry: 2001**

[Excludes most government employees, railroad employees, and self-employed persons. Size class 1 to 4 includes establishments with payroll, but no employees, during mid-March pay period. (D) denotes figures withheld to avoid disclosing data for individual companies; the data are included in broader industry totals. Detailed industries with 100 or more employees are shown if industry was not a (D). For explanation of terms, abbreviations, and data reliability/comparability, see introductory text]

NAICS code	Industry	Number of employees for week including March 12	Payroll (\$1,000)		Total number of establishments	Number of establishments by employment-size class								
			First quarter	Annual		1 to 4	5 to 9	10 to 19	20 to 49	50 to 99	100 to 249	250 to 499	500 to 999	1,000 or more
	<b>KENT</b>													
	<b>Total .....</b>	<b>46 469</b>	<b>292 325</b>	<b>1 212 750</b>	<b>3 007</b>	<b>1 526</b>	<b>610</b>	<b>453</b>	<b>265</b>	<b>79</b>	<b>51</b>	<b>15</b>	<b>6</b>	<b>2</b>
11	<b>Forestry, fishing, hunting, and agriculture support .....</b>	<b>(B)</b>	<b>(D)</b>	<b>(D)</b>	<b>12</b>	<b>9</b>	<b>3</b>	—	—	—	—	—	—	—
21	<b>Mining .....</b>	<b>(B)</b>	<b>(D)</b>	<b>(D)</b>	<b>5</b>	<b>3</b>	<b>1</b>	<b>1</b>	—	—	—	—	—	—
22	<b>Utilities .....</b>	<b>(C)</b>	<b>(D)</b>	<b>(D)</b>	<b>7</b>	<b>1</b>	—	<b>4</b>	<b>1</b>	<b>1</b>	—	—	—	—
221	Utilities .....	(C)	(D)	(D)	7	1	—	4	1	1	—	—	—	—
2212	Natural gas distribution .....	(C)	(D)	(D)	4	—	—	2	1	1	—	—	—	—
22121	Natural gas distribution .....	(C)	(D)	(D)	4	—	—	2	1	1	—	—	—	—
23	<b>Construction .....</b>	<b>2 488</b>	<b>17 409</b>	<b>80 414</b>	<b>375</b>	<b>236</b>	<b>68</b>	<b>44</b>	<b>18</b>	<b>8</b>	<b>1</b>	—	—	—
233	Building, developing & general contracting .....	754	5 415	23 657	126	83	19	17	4	3	—	—	—	—
2332	Residential building construction .....	449	2 965	12 369	101	73	15	10	2	1	—	—	—	—
23321	Single-family housing construction .....	436	2 893	12 077	98	71	15	9	2	1	—	—	—	—
233210	Single-family housing construction .....	436	2 893	12 077	98	71	15	9	2	1	—	—	—	—
2333	Nonresidential building construction .....	292	2 379	10 758	18	4	3	7	2	2	—	—	—	—
23332	Commercial & institutional bldg construction ..	292	2 379	10 758	18	4	3	7	2	2	—	—	—	—
233320	Commercial & institutional bldg construction ..	292	2 379	10 758	18	4	3	7	2	2	—	—	—	—
234	Heavy construction .....	361	3 112	16 227	19	5	4	5	2	3	—	—	—	—
2341	Highway, street, bridge & tunnel construction ...	107	874	6 126	6	1	1	3	—	1	—	—	—	—
23411	Highway & street construction .....	(C)	(D)	(D)	5	1	—	3	—	1	—	—	—	—
2349	Other heavy construction .....	254	2 238	10 101	13	4	3	2	2	2	—	—	—	—
23491	Water, sewer & pipeline construction .....	(C)	(D)	(D)	7	—	3	1	2	1	—	—	—	—
235	Special trade contractors .....	1 373	8 882	40 530	230	148	45	22	12	2	1	—	—	—
2351	Plumbing, heating & AC contractor .....	385	2 547	11 969	50	27	10	6	7	—	—	—	—	—
23511	Plumbing, heating & AC contractor .....	385	2 547	11 969	50	27	10	6	7	—	—	—	—	—
235110	Plumbing, heating & AC contractor .....	385	2 547	11 969	50	27	10	6	7	—	—	—	—	—
2353	Electrical contractors .....	331	2 291	10 172	36	24	4	3	3	1	1	—	—	—
23531	Electrical contractors .....	331	2 291	10 172	36	24	4	3	3	1	1	—	—	—
235310	Electrical contractors .....	331	2 291	10 172	36	24	4	3	3	1	1	—	—	—
2354	Masonry, drywall, insulation, tile contractors ...	196	1 333	5 961	39	25	11	2	—	1	—	—	—	—
23542	Drywall, acoustical & insulation contractors ...	(C)	(D)	(D)	9	3	4	1	—	1	—	—	—	—
2355	Carpentry & floor contractors .....	(C)	(D)	(D)	35	28	5	2	—	—	—	—	—	—
2357	Concrete contractors .....	127	719	3 747	14	7	4	1	2	—	—	—	—	—
23571	Concrete contractors .....	127	719	3 747	14	7	4	1	2	—	—	—	—	—
235710	Concrete contractors .....	127	719	3 747	14	7	4	1	2	—	—	—	—	—
2359	Other special trade contractors .....	115	899	3 897	29	21	3	5	—	—	—	—	—	—
31-33	<b>Manufacturing .....</b>	<b>6 728</b>	<b>54 390</b>	<b>216 662</b>	<b>74</b>	<b>21</b>	<b>13</b>	<b>11</b>	<b>9</b>	<b>5</b>	<b>6</b>	<b>6</b>	<b>2</b>	<b>1</b>
311	Food mfg .....	2 270	14 805	64 483	11	1	2	1	3	—	1	1	2	—
3116	Animal slaughtering & processing .....	1 188	5 316	25 838	5	—	1	1	1	—	1	—	1	—
31161	Animal slaughtering & processing .....	1 188	5 316	25 838	5	—	1	1	1	—	1	—	1	—
3117	Seafood product preparation & packaging .....	(E)	(D)	(D)	1	—	—	—	—	—	—	—	1	—
31171	Seafood product preparation & packaging .....	(E)	(D)	(D)	1	—	—	—	—	—	—	—	1	—
3119	Other food mfg .....	(F)	(D)	(D)	2	1	—	—	—	—	—	—	—	1
31199	All other food mfg .....	(F)	(D)	(D)	2	1	—	—	—	—	—	—	—	1
321	Wood product mfg .....	(E)	(D)	(D)	5	2	—	—	1	—	1	—	—	—
3219	Other wood product mfg .....	(E)	(D)	(D)	4	1	—	—	1	—	1	—	—	—
32199	All other wood product mfg .....	(E)	(D)	(D)	2	—	—	—	—	—	1	—	—	—
322	Paper mfg .....	(G)	(D)	(D)	2	—	—	—	—	—	1	—	—	1
3222	Converted paper product mfg .....	(G)	(D)	(D)	2	—	—	—	—	—	1	—	—	1
32221	Paperboard container mfg .....	(C)	(D)	(D)	1	—	—	—	—	—	1	—	—	—
32229	Other converted paper product mfg .....	(G)	(D)	(D)	1	—	—	—	—	—	—	—	—	1
323	Printing & related support activities .....	123	624	2 381	8	1	3	3	—	1	—	—	—	—
3231	Printing & related support activities .....	123	624	2 381	8	1	3	3	—	1	—	—	—	—
32311	Printing .....	123	624	2 381	8	1	3	3	—	1	—	—	—	—
325	Chemical mfg .....	686	8 085	32 856	5	2	—	—	—	1	1	1	—	—
3252	Resin, syn rubber, artf & syn fibers, fil mfg ....	(C)	(D)	(D)	1	—	—	—	—	—	1	—	—	—
32521	Resin & synthetic rubber mfg .....	(C)	(D)	(D)	1	—	—	—	—	—	1	—	—	—
3256	Soap, cleaners & toilet preparation mfg .....	(E)	(D)	(D)	1	—	—	—	—	—	—	—	1	—
32562	Toilet preparation mfg .....	(E)	(D)	(D)	1	—	—	—	—	—	—	—	1	—
326	Plastics & rubber products mfg .....	(E)	(D)	(D)	2	—	—	—	—	1	—	—	1	—
3262	Rubber product mfg .....	(E)	(D)	(D)	1	—	—	—	—	—	—	—	1	—
32629	Other rubber product mfg .....	(E)	(D)	(D)	1	—	—	—	—	—	—	—	1	—
327	Nonmetallic mineral product mfg .....	104	596	2 648	5	1	1	2	—	1	—	—	—	—
3273	Cement & concrete product mfg .....	104	596	2 648	5	1	1	2	—	1	—	—	—	—
331	Primary metal mfg .....	(C)	(D)	(D)	2	—	—	1	—	—	1	—	—	—
3312	Steel product mfg from purchased steel .....	(C)	(D)	(D)	1	—	—	—	—	—	1	—	—	—
33121	Iron, steel pipe & tube mfg from purchased steel .....	(C)	(D)	(D)	1	—	—	—	—	—	1	—	—	—
332	Fabricated metal product mfg .....	617	4 064	17 348	11	4	2	1	3	—	—	—	1	—
3323	Architectural & structural metals mfg .....	(F)	(D)	(D)	2	—	—	—	—	1	—	—	1	—
33232	Ornamental & architectural metal prod mfg ...	(E)	(D)	(D)	1	—	—	—	—	—	—	—	1	—
333	Machinery mfg .....	(E)	(D)	(D)	2	—	1	—	—	—	—	—	1	—
3334	HVAC & commercial refrigeration equipment mfg .....	(E)	(D)	(D)	1	—	—	—	—	—	—	—	1	—
33341	HVAC & commercial refrigeration equipment mfg .....	(E)	(D)	(D)	1	—	—	—	—	—	—	—	1	—

See footnotes at end of table.

**Table 6. Counties—Employees, Payroll, and Establishments by Industry: 2001—Con.**

[Excludes most government employees, railroad employees, and self-employed persons. Size class 1 to 4 includes establishments with payroll, but no employees, during mid-March pay period. (D) denotes figures withheld to avoid disclosing data for individual companies; the data are included in broader industry totals. Detailed industries with 100 or more employees are shown if industry was not a (D). For explanation of terms, abbreviations, and data reliability/comparability, see introductory text]

NAICS code	Industry	Number of employees for week including March 12	Payroll (\$1,000)		Total number of establishments	Number of establishments by employment-size class																		
			First quarter	Annual		1 to 4	5 to 9	10 to 19	20 to 49	50 to 99	100 to 249	250 to 499	500 to 999	1,000 or more										
<b>KENT—Con.</b>																								
<b>31-33 Manufacturing—Con.</b>																								
337	Furniture & related product mfg . . . . .	(C)	(D)	(D)	5	3	1	—	—	—	1	—	—	—										
3372	Office furniture (including fixtures) mfg . . . . .	(C)	(D)	(D)	2	—	1	—	—	—	1	—	—											
33721	Office furniture (including fixtures) mfg . . . . .	(C)	(D)	(D)	2	—	1	—	—	—	1	—	—											
<b>42</b>	<b>Wholesale trade . . . . .</b>	<b>1 161</b>	<b>9 942</b>	<b>39 886</b>	<b>111</b>	<b>58</b>	<b>23</b>	<b>16</b>	<b>10</b>	<b>2</b>	<b>2</b>	<b>—</b>	<b>—</b>											
421	Wholesale trade, durable goods . . . . .	450	3 699	14 080	70	37	17	11	5	—	—	—	—											
4218	Machinery, equipment & supplies whsle . . . . .	146	1 378	4 876	22	12	4	4	2	—	—	—	—											
422	Wholesale trade, nondurable goods . . . . .	711	6 243	25 806	41	21	6	5	5	2	2	—	—											
4224	Grocery & related product whsle . . . . .	287	2 161	9 463	8	2	1	1	2	1	1	—	—											
42242	Packaged frozen food whsle . . . . .	(C)	(D)	(D)	1	—	—	—	—	—	1	—	—											
4229	Miscellaneous nondurable goods whsle . . . . .	219	1 760	6 989	15	9	3	1	1	—	1	—	—											
42295	Paint, varnish & supplies whsle . . . . .	(C)	(D)	(D)	1	—	—	—	—	—	1	—	—											
<b>44-45</b>	<b>Retail trade . . . . .</b>	<b>9 244</b>	<b>42 984</b>	<b>187 688</b>	<b>603</b>	<b>249</b>	<b>147</b>	<b>117</b>	<b>60</b>	<b>16</b>	<b>11</b>	<b>2</b>	<b>1</b>											
441	Motor vehicle & parts dealers . . . . .	1 198	8 532	38 133	76	27	17	13	12	6	1	—	—											
4411	Automobile dealers . . . . .	814	6 528	29 436	39	14	8	4	6	6	1	—	—											
44111	New car dealers . . . . .	714	5 807	26 252	20	2	4	2	5	6	1	—	—											
441110	New car dealers . . . . .	714	5 807	26 252	20	2	4	2	5	6	1	—	—											
44112	Used car dealers . . . . .	100	721	3 184	19	12	4	2	1	—	—	—	—											
441120	Used car dealers . . . . .	100	721	3 184	19	12	4	2	1	—	—	—	—											
4412	Other motor vehicle dealers . . . . .	113	523	2 404	9	3	2	1	3	—	—	—	—											
4413	Automotive parts, accessories & tire stores . . . . .	271	1 481	6 293	28	10	7	8	3	—	—	—	—											
44131	Automotive parts, accessories & tire stores . . . . .	180	944	3 971	19	6	6	6	1	—	—	—	—											
441310	Automotive parts, accessories & tire stores . . . . .	180	944	3 971	19	6	6	6	1	—	—	—	—											
442	Furniture & home furnishing stores . . . . .	145	683	3 104	23	11	5	6	1	—	—	—	—											
443	Electronics & appliance stores . . . . .	168	1 113	5 591	28	13	8	6	1	—	—	—	—											
4431	Electronics & appliance stores . . . . .	168	1 113	5 591	28	13	8	6	1	—	—	—	—											
444	Bldg material & garden equip & supp dealers . . . . .	816	4 972	20 097	61	25	10	15	10	—	1	—	—											
4441	Building material & supplies dealers . . . . .	611	3 774	15 383	46	20	7	11	7	—	1	—	—											
44411	Home centers . . . . .	(C)	(D)	(D)	3	1	—	—	1	—	1	—	—											
44419	Other building material dealers . . . . .	306	2 240	9 335	30	12	4	9	5	—	—	—	—											
444190	Other building material dealers . . . . .	306	2 240	9 335	30	12	4	9	5	—	—	—	—											
4442	Lawn & garden equip & supplies stores . . . . .	205	1 198	4 714	15	5	3	4	3	—	—	—	—											
44422	Nursery & garden centers . . . . .	122	570	2 026	10	4	2	2	2	—	—	—	—											
444220	Nursery & garden centers . . . . .	122	570	2 026	10	4	2	2	2	—	—	—	—											
445	Food & beverage stores . . . . .	1 259	5 218	20 194	97	52	19	8	8	9	1	—	—											
4451	Grocery stores . . . . .	1 122	4 593	17 992	52	19	8	7	8	9	1	—	—											
44511	Grocery (except convenience) stores . . . . .	952	4 116	15 942	31	9	4	4	4	9	1	—	—											
445110	Grocery (except convenience) stores . . . . .	952	4 116	15 942	31	9	4	4	4	9	1	—	—											
44512	Convenience stores . . . . .	170	477	2 050	21	10	4	3	4	—	—	—	—											
445120	Convenience stores . . . . .	170	477	2 050	21	10	4	3	4	—	—	—	—											
4453	Beer, wine & liquor stores . . . . .	114	318	1 570	36	27	8	1	—	—	—	—	—											
44531	Beer, wine & liquor stores . . . . .	114	318	1 570	36	27	8	1	—	—	—	—	—											
445310	Beer, wine & liquor stores . . . . .	114	318	1 570	36	27	8	1	—	—	—	—	—											
446	Health & personal care stores . . . . .	464	2 089	8 697	42	17	5	12	8	—	—	—	—											
4461	Health & personal care stores . . . . .	464	2 089	8 697	42	17	5	12	8	—	—	—	—											
44611	Pharmacies & drug stores . . . . .	302	1 401	6 068	19	4	2	6	7	—	—	—	—											
446110	Pharmacies & drug stores . . . . .	302	1 401	6 068	19	4	2	6	7	—	—	—	—											
447	Gasoline stations . . . . .	439	1 620	6 843	58	19	24	11	4	—	—	—	—											
4471	Gasoline stations . . . . .	439	1 620	6 843	58	19	24	11	4	—	—	—	—											
44711	Gasoline stations with convenience stores . . . . .	351	1 232	5 342	45	14	19	9	3	—	—	—	—											
447110	Gasoline stations with convenience stores . . . . .	351	1 232	5 342	45	14	19	9	3	—	—	—	—											
448	Clothing & clothing accessories stores . . . . .	449	1 467	6 248	61	24	19	15	3	—	—	—	—											
4481	Clothing stores . . . . .	308	932	4 060	36	14	9	10	3	—	—	—	—											
44814	Family clothing stores . . . . .	101	298	1 586	10	5	1	3	1	—	—	—	—											
448140	Family clothing stores . . . . .	101	298	1 586	10	5	1	3	1	—	—	—	—											
451	Sporting goods, hobby, book & music stores . . . . .	261	837	3 628	28	13	6	7	1	1	—	—	—											
4511	Sporting goods, hobby, musical instrument stores . . . . .	189	616	2 736	17	9	3	3	1	1	—	—	—											
45112	Hobby, toy & game stores . . . . .	117	315	1 289	5	2	—	1	1	1	—	—	—											
451120	Hobby, toy & game stores . . . . .	117	315	1 289	5	2	—	1	1	1	—	—	—											
452	General merchandise stores . . . . .	3 261	12 858	59 587	32	5	10	4	2	—	8	2	1											
4521	Department stores . . . . .	1 894	6 405	26 976	9	—	—	—	—	—	7	2	—											
45211	Department stores . . . . .	1 894	6 405	26 976	9	—	—	—	—	—	7	2	—											
452110	Department stores . . . . .	1 894	6 405	26 976	9	—	—	—	—	—	7	2	—											
4529	Other general merchandise stores . . . . .	1 367	6 453	32 611	23	5	10	4	2	—	1	—	1											
45291	Warehouse clubs & superstores . . . . .	(C)	(D)	(D)	1	—	—	—	—	—	1	—	—											
45299	All other general merchandise stores . . . . .	(G)	(D)	(D)	22	5	10	4	2	—	—	—	1											
453	Miscellaneous store retailers . . . . .	564	2 157	9 813	71	30	18	17	6	—	—	—	—											
4532	Office supplies, stationery & gift stores . . . . .	198	563	2 461	15	2	4	5	4	—	—	—	—											
45322	Gift, novelty & souvenir stores . . . . .	133	287	1 336	12	2	4	4	2	—	—	—	—											
453220	Gift, novelty & souvenir stores . . . . .	133	287	1 336	12	2	4	4	2	—	—	—	—											
4533	Used merchandise stores . . . . .	102	423	1 760	12	4	2	6	—	—	—	—	—											
45331	Used merchandise stores . . . . .	102	423	1 760	12	4	2	6	—	—	—	—	—											
453310	Used merchandise stores . . . . .	102	423	1 760	12	4	2	6	—	—	—	—	—											
4539	Other miscellaneous store retailers . . . . .	196	934	4 642	35	18	11	5	1	—	—	—	—											
454	Nonstore retailers . . . . .	220	1 438	5 753	26	13	6	3	4	—	—	—	—											

See footnotes at end of table.

**Table 6. Counties—Employees, Payroll, and Establishments by Industry: 2001—Con.**

[Excludes most government employees, railroad employees, and self-employed persons. Size class 1 to 4 includes establishments with payroll, but no employees, during mid-March pay period. (D) denotes figures withheld to avoid disclosing data for individual companies; the data are included in broader industry totals. Detailed industries with 100 or more employees are shown if industry was not a (D). For explanation of terms, abbreviations, and data reliability/comparability, see introductory text]

NAICS code	Industry	Number of employees for week including March 12	Payroll (\$1,000)		Total number of establishments	Number of establishments by employment-size class									
			First quarter	Annual		1 to 4	5 to 9	10 to 19	20 to 49	50 to 99	100 to 249	250 to 499	500 to 999	1,000 or more	
<b>KENT—Con.</b>															
<b>48-49</b>	<b>Transportation &amp; warehousing .....</b>	<b>1 163</b>	<b>6 494</b>	<b>25 312</b>	<b>143</b>	<b>88</b>	<b>14</b>	<b>26</b>	<b>10</b>	<b>5</b>	—	—	—	—	
484	Truck transportation .....	390	2 526	10 154	73	51	5	13	3	1	—	—	—	—	
4841	General freight trucking .....	157	1 176	4 949	36	27	—	8	1	—	—	—	—	—	
48412	General freight trucking, long-distance (C) .....	(D)	(D)	(D)	19	11	—	7	1	—	—	—	—	—	
484121	General freight trucking, long-distance, TL .....	114	879	3 800	17	10	—	6	1	—	—	—	—	—	
4842	Specialized freight trucking .....	233	1 350	5 205	37	24	5	5	2	1	—	—	—	—	
48421	Used household & office goods moving (C) .....	(D)	(D)	(D)	9	3	1	3	2	—	—	—	—	—	
485	Transit & ground passenger transportation .....	579	2 642	9 414	40	17	7	9	3	4	—	—	—	—	
4851	Urban transit systems .....	(C)	(D)	(D)	3	1	—	—	—	2	—	—	—	—	
48511	Urban transit systems .....	(C)	(D)	(D)	3	1	—	—	—	2	—	—	—	—	
4854	School & employee bus transportation .....	324	758	3 002	24	11	5	4	2	2	—	—	—	—	
48541	School & employee bus transportation .....	324	758	3 002	24	11	5	4	2	2	—	—	—	—	
485410	School & employee bus transportation .....	324	758	3 002	24	11	5	4	2	2	—	—	—	—	
<b>51</b>	<b>Information .....</b>	<b>950</b>	<b>8 787</b>	<b>34 498</b>	<b>39</b>	<b>23</b>	<b>3</b>	<b>5</b>	<b>3</b>	<b>1</b>	<b>4</b>	—	—	—	
511	Publishing industries .....	416	3 540	14 284	10	3	2	2	—	1	2	—	—	—	
5111	Newspaper, periodical, book, database publishers .....	(E)	(D)	(D)	7	1	2	2	—	—	2	—	—	—	
51111	Newspaper publishers .....	(E)	(D)	(D)	5	—	2	1	—	—	2	—	—	—	
513	Broadcasting & telecommunications .....	485	5 098	19 248	22	15	—	3	2	—	2	—	—	—	
5132	Cable networks & program distribution .....	(C)	(D)	(D)	1	—	—	—	—	—	1	—	—	—	
51322	Cable & other program distribution .....	(C)	(D)	(D)	1	—	—	—	—	—	1	—	—	—	
5133	Telecommunications .....	(C)	(D)	(D)	18	12	—	3	2	—	1	—	—	—	
51331	Wired telecommunications carriers .....	(C)	(D)	(D)	11	7	—	1	2	—	1	—	—	—	
<b>52</b>	<b>Finance &amp; insurance .....</b>	<b>2 716</b>	<b>29 750</b>	<b>103 128</b>	<b>183</b>	<b>96</b>	<b>45</b>	<b>23</b>	<b>12</b>	<b>3</b>	<b>1</b>	<b>3</b>	—	—	
522	Credit intermediation & related activities .....	1 804	11 049	44 346	83	29	26	17	6	2	1	2	—	—	
5221	Depository credit intermediation .....	1 197	8 058	31 887	46	10	15	13	4	2	1	1	—	—	
52211	Commercial banking .....	1 061	7 204	28 380	34	6	11	7	2	2	1	1	—	—	
522110	Commercial banking .....	1 061	7 204	28 380	34	6	11	11	2	2	1	1	—	—	
52213	Credit unions .....	(C)	(D)	(D)	9	3	2	2	—	—	—	—	—	—	
5222	Nondepository credit intermediation .....	525	2 510	10 519	31	16	10	4	—	—	—	1	—	—	
52221	Credit card issuing .....	(E)	(D)	(D)	3	1	—	1	—	—	—	1	—	—	
523	Security, commodity contracts & like activity .....	(C)	(D)	(D)	20	17	—	1	1	1	—	—	—	—	
524	Insurance carriers & related activities .....	(F)	(D)	(D)	78	49	18	5	5	—	—	1	—	—	
5241	Insurance carriers .....	(E)	(D)	(D)	18	8	4	2	3	—	—	1	—	—	
52411	Direct life, health, medical insurance carriers .....	(E)	(D)	(D)	8	3	2	1	1	—	—	1	—	—	
5242	Agencies & other insurance related activities .....	(E)	(D)	(D)	60	41	14	3	2	—	—	—	—	—	
52421	Insurance agencies & brokerages .....	226	1 885	8 579	54	38	12	3	1	—	—	—	—	—	
524210	Insurance agencies & brokerages .....	226	1 885	8 579	54	38	12	3	1	—	—	—	—	—	
<b>53</b>	<b>Real estate &amp; rental &amp; leasing .....</b>	<b>511</b>	<b>2 627</b>	<b>11 381</b>	<b>110</b>	<b>74</b>	<b>19</b>	<b>15</b>	<b>2</b>	—	—	—	—	—	
531	Real estate .....	253	1 277	5 642	73	57	10	5	1	—	—	—	—	—	
5311	Lessors of real estate .....	165	756	3 116	41	29	7	4	1	—	—	—	—	—	
532	Rental & leasing services .....	258	1 350	5 739	37	17	9	10	1	—	—	—	—	—	
5322	Consumer goods rental .....	107	294	1 240	15	7	3	5	—	—	—	—	—	—	
<b>54</b>	<b>Professional, scientific &amp; technical services .....</b>	<b>2 016</b>	<b>19 927</b>	<b>91 624</b>	<b>218</b>	<b>141</b>	<b>32</b>	<b>23</b>	<b>14</b>	<b>5</b>	<b>3</b>	—	—	—	
541	Professional, scientific & technical services .....	2 016	19 927	91 624	218	141	32	23	14	5	3	—	—	—	
5411	Legal services .....	367	2 900	15 794	35	16	11	2	4	2	—	—	—	—	
54111	Offices of lawyers .....	(E)	(D)	(D)	33	14	11	2	4	2	—	—	—	—	
5412	Accounting, tax prep, bookkeep, payroll services .....	237	1 256	4 696	35	22	7	3	3	—	—	—	—	—	
54121	Accounting, tax prep, bookkeep, payroll services .....	237	1 256	4 696	35	22	7	3	3	—	—	—	—	—	
5413	Architectural, engineering & related services .....	363	4 426	17 394	36	21	3	7	3	2	—	—	—	—	
54133	Engineering services .....	271	3 644	13 675	20	11	1	4	2	2	—	—	—	—	
541330	Engineering services .....	271	3 644	13 675	20	11	1	4	2	2	—	—	—	—	
5415	Computer systems design & related services .....	384	6 739	35 946	42	29	7	3	2	—	1	—	—	—	
54151	Computer systems design & related services .....	384	6 739	35 946	42	29	7	3	2	—	1	—	—	—	
541511	Custom computer programming services .....	307	6 061	32 999	18	11	2	2	2	—	—	—	—	—	
5416	Management, sci & tech consulting services .....	180	459	2 626	22	20	1	—	—	—	1	—	—	—	
54161	Management consulting services .....	164	315	1 744	10	9	—	—	—	—	1	—	—	—	
5418	Advertising & related services .....	(E)	(D)	(D)	9	7	—	—	—	1	1	—	—	—	
54186	Direct mail advertising .....	(C)	(D)	(D)	1	—	—	—	—	—	1	—	—	—	
5419	Oth professional, scientific, technical services .....	178	921	4 068	31	19	3	8	1	—	—	—	—	—	
54194	Veterinary services .....	116	731	3 224	14	8	—	5	1	—	—	—	—	—	
541940	Veterinary services .....	116	731	3 224	14	8	—	5	1	—	—	—	—	—	
<b>55</b>	<b>Management of companies &amp; enterprises .....</b>	<b>795</b>	<b>8 661</b>	<b>31 018</b>	<b>24</b>	<b>15</b>	<b>2</b>	<b>3</b>	<b>2</b>	—	<b>1</b>	—	<b>1</b>	—	
551	Management of companies & enterprises .....	795	8 661	31 018	24	15	2	3	2	—	1	—	1	—	
5511	Management of companies & enterprises .....	795	8 661	31 018	24	15	2	3	2	—	1	—	1	—	
55111	Management of companies & enterprises .....	795	8 661	31 018	24	15	2	3	2	—	1	—	1	—	
551114	Corp, subsidiary & regional managing offices .....	771	8 230	29 862	11	3	1	3	2	—	1	—	1	—	

See footnotes at end of table.

**Table 6. Counties—Employees, Payroll, and Establishments by Industry: 2001—Con.**

[Excludes most government employees, railroad employees, and self-employed persons. Size class 1 to 4 includes establishments with payroll, but no employees, during mid-March pay period. (D) denotes figures withheld to avoid disclosing data for individual companies; the data are included in broader industry totals. Detailed industries with 100 or more employees are shown if industry was not a (D). For explanation of terms, abbreviations, and data reliability/comparability, see introductory text]

NAICS code	Industry	Number of employees for week including March 12	Payroll (\$1,000)		Total number of establishments	Number of establishments by employment-size class									
			First quarter	Annual		1 to 4	5 to 9	10 to 19	20 to 49	50 to 99	100 to 249	250 to 499	500 to 999	1,000 or more	
<b>KENT—Con.</b>															
<b>56</b>	<b>Admin, support, waste mgmt, remediation services .....</b>	<b>3 878</b>	<b>14 434</b>	<b>60 527</b>	<b>155</b>	<b>77</b>	<b>28</b>	<b>19</b>	<b>15</b>	<b>5</b>	<b>9</b>	<b>1</b>	<b>1</b>	<b>-</b>	
561	Administrative & support services .....	3 785	13 732	57 500	147	73	26	19	13	5	9	1	1	-	
5611	Office administrative services .....	375	808	3 713	9	5	1	1	-	-	2	-	-	-	
56111	Office administrative services .....	375	808	3 713	9	5	1	1	-	-	2	-	-	-	
561110	Office administrative services .....	375	808	3 713	9	5	1	1	-	-	2	-	-	-	
5613	Employment services .....	1 104	3 638	14 559	15	1	2	1	3	3	4	1	-	-	
56131	Employment placement agencies .....	(E)	(D)	(D)	3	1	-	-	-	-	-	1	-	-	
56132	Temporary help services .....	(F)	(D)	(D)	10	-	-	-	2	3	4	-	-	-	
5614	Business support services .....	303	2 060	8 707	11	4	2	2	1	1	1	-	-	-	
56144	Collection agencies .....	(C)	(D)	(D)	8	2	2	2	1	1	-	-	-	-	
56149	Other business support services .....	(C)	(D)	(D)	1	-	-	-	-	-	1	-	-	-	
5616	Investigation & security services .....	311	1 078	4 909	8	3	-	3	1	-	1	-	-	-	
56161	Investigation, guard & armored car services ..	(E)	(D)	(D)	2	-	-	1	-	-	1	-	-	-	
5617	Services to buildings & dwellings .....	615	1 687	8 387	82	52	13	10	5	1	1	-	-	-	
56172	Janitorial services .....	441	1 132	5 198	34	17	5	6	4	1	1	-	-	-	
561720	Janitorial services .....	441	1 132	5 198	34	17	5	6	4	1	1	-	-	-	
56173	Landscaping services .....	139	473	2 776	38	26	8	4	-	-	-	-	-	-	
561730	Landscaping services .....	139	473	2 776	38	26	8	4	-	-	-	-	-	-	
5619	Other support services .....	957	3 603	13 613	9	3	3	1	1	-	-	-	1	-	
56199	All other support services .....	957	3 603	13 613	9	3	3	1	1	-	-	-	1	-	
561990	All other support services .....	957	3 603	13 613	9	3	3	1	1	-	-	-	1	-	
<b>61</b>	<b>Educational services .....</b>	<b>610</b>	<b>3 592</b>	<b>15 113</b>	<b>33</b>	<b>17</b>	<b>5</b>	<b>3</b>	<b>5</b>	<b>1</b>	<b>2</b>	<b>-</b>	<b>-</b>	<b>-</b>	
611	Educational services .....	610	3 592	15 113	33	17	5	3	5	1	2	-	-	-	
6111	Elementary & secondary schools .....	311	1 265	5 269	8	1	-	2	3	1	1	-	-	-	
61111	Elementary & secondary schools .....	311	1 265	5 269	8	1	-	2	3	1	1	-	-	-	
611110	Elementary & secondary schools .....	311	1 265	5 269	8	1	-	2	3	1	1	-	-	-	
6112	Junior colleges .....	(C)	(D)	(D)	1	-	-	-	-	-	1	-	-	-	
61121	Junior colleges .....	(C)	(D)	(D)	1	-	-	-	-	-	1	-	-	-	
<b>62</b>	<b>Health care and social assistance .....</b>	<b>6 423</b>	<b>44 317</b>	<b>189 484</b>	<b>286</b>	<b>94</b>	<b>83</b>	<b>56</b>	<b>37</b>	<b>6</b>	<b>6</b>	<b>3</b>	<b>-</b>	<b>1</b>	
621	Ambulatory health care services .....	2 277	18 739	91 083	187	71	59	30	23	2	1	1	-	-	
6211	Offices of physicians .....	951	9 632	51 509	92	36	26	15	14	1	-	-	-	-	
62111	Offices of physicians .....	951	9 632	51 509	92	36	26	15	14	1	-	-	-	-	
621111	Offices of physicians (exc mental health) ...	900	9 313	50 079	88	35	24	15	13	1	-	-	-	-	
6212	Offices of dentists .....	272	1 979	9 748	38	11	19	8	-	-	-	-	-	-	
62121	Offices of dentists .....	272	1 979	9 748	38	11	19	8	-	-	-	-	-	-	
621210	Offices of dentists .....	272	1 979	9 748	38	11	19	8	-	-	-	-	-	-	
6213	Offices of other health practitioners .....	210	1 332	5 828	32	17	10	2	3	-	-	-	-	-	
6214	Outpatient care centers .....	172	1 105	4 506	10	2	2	2	4	-	-	-	-	-	
62142	Outpatient mental health, substance abuse ctrs .....	(C)	(D)	(D)	6	1	1	1	3	-	-	-	-	-	
6215	Medical & diagnostic laboratories .....	(E)	(D)	(D)	6	2	2	1	-	-	-	1	-	-	
62151	Medical & diagnostic laboratories .....	(E)	(D)	(D)	6	2	2	1	-	-	-	1	-	-	
6216	Home health care services .....	228	1 136	4 903	4	-	-	1	1	1	1	-	-	-	
62161	Home health care services .....	228	1 136	4 903	4	-	-	1	1	1	1	-	-	-	
621610	Home health care services .....	228	1 136	4 903	4	-	-	1	1	1	1	-	-	-	
622	Hospitals .....	(G)	(D)	(D)	2	-	-	-	-	-	-	1	-	1	
6221	General medical & surgical hospitals .....	(G)	(D)	(D)	2	-	-	-	-	-	-	1	-	1	
62211	General medical & surgical hospitals .....	(G)	(D)	(D)	2	-	-	-	-	-	-	1	-	1	
623	Nursing & residential care facilities .....	1 021	4 445	18 281	19	2	3	2	4	4	4	-	-	-	
6231	Nursing care facilities .....	537	2 369	9 339	9	1	3	-	-	3	2	-	-	-	
62311	Nursing care facilities .....	537	2 369	9 339	9	1	3	-	-	3	2	-	-	-	
623110	Nursing care facilities .....	537	2 369	9 339	9	1	3	-	-	3	2	-	-	-	
6232	Residential mental retardation, health facil .....	(C)	(D)	(D)	2	-	-	1	-	-	1	-	-	-	
62321	Residential mental retardation facilities .....	(C)	(D)	(D)	2	-	-	1	-	-	1	-	-	-	
6233	Community care facilities for the elderly .....	(E)	(D)	(D)	5	-	-	1	3	-	1	-	-	-	
62331	Community care facilities for the elderly .....	(E)	(D)	(D)	5	-	-	1	3	-	1	-	-	-	
624	Social assistance .....	(G)	(D)	(D)	78	21	21	24	10	-	1	1	-	-	
6241	Individual & family services .....	(E)	(D)	(D)	24	7	11	5	-	-	1	-	-	-	
62412	Services for elderly & disabled persons .....	158	458	2 042	6	1	4	-	-	-	1	-	-	-	
624120	Services for elderly & disabled persons .....	158	458	2 042	6	1	4	-	-	-	1	-	-	-	
6243	Vocational rehabilitation services .....	412	1 252	5 120	7	3	-	-	3	-	-	1	-	-	
62431	Vocational rehabilitation services .....	412	1 252	5 120	7	3	-	-	3	-	-	1	-	-	
624310	Vocational rehabilitation services .....	412	1 252	5 120	7	3	-	-	3	-	-	1	-	-	
6244	Child day care services .....	485	1 379	5 708	40	9	8	16	7	-	-	-	-	-	
62441	Child day care services .....	485	1 379	5 708	40	9	8	16	7	-	-	-	-	-	
624410	Child day care services .....	485	1 379	5 708	40	9	8	16	7	-	-	-	-	-	
<b>71</b>	<b>Arts, entertainment &amp; recreation .....</b>	<b>1 290</b>	<b>6 036</b>	<b>29 156</b>	<b>48</b>	<b>23</b>	<b>5</b>	<b>11</b>	<b>7</b>	<b>1</b>	<b>-</b>	<b>-</b>	<b>1</b>	<b>-</b>	
711	Performing arts, spectator sports & related industries .....	(F)	(D)	(D)	14	9	1	3	-	-	-	-	1	-	
7112	Spectator sports .....	(F)	(D)	(D)	2	1	-	-	-	-	-	-	1	-	
71121	Spectator sports .....	(F)	(D)	(D)	2	1	-	-	-	-	-	-	1	-	
713	Amusement, gambling & recreation industries .....	(E)	(D)	(D)	28	10	3	7	7	1	-	-	-	-	
7139	Other amusement & recreation industries .....	(E)	(D)	(D)	24	10	2	5	6	1	-	-	-	-	
71391	Golf courses & country clubs .....	145	439	2 480	5	1	-	-	3	1	-	-	-	-	
713910	Golf courses & country clubs .....	145	439	2 480	5	1	-	-	3	1	-	-	-	-	

See footnotes at end of table.

**Table 6. Counties—Employees, Payroll, and Establishments by Industry: 2001—Con.**

[Excludes most government employees, railroad employees, and self-employed persons. Size class 1 to 4 includes establishments with payroll, but no employees, during mid-March pay period. (D) denotes figures withheld to avoid disclosing data for individual companies; the data are included in broader industry totals. Detailed industries with 100 or more employees are shown if industry was not a (D). For explanation of terms, abbreviations, and data reliability/comparability, see introductory text]

NAICS code	Industry	Number of employees for week including March 12	Payroll (\$1,000)		Total number of establishments	Number of establishments by employment-size class								
			First quarter	Annual		1 to 4	5 to 9	10 to 19	20 to 49	50 to 99	100 to 249	250 to 499	500 to 999	1,000 or more
<b>KENT—Con.</b>														
<b>72</b>	<b>Accommodation &amp; food services</b>	<b>4 116</b>	<b>10 322</b>	<b>44 619</b>	<b>216</b>	<b>69</b>	<b>38</b>	<b>42</b>	<b>45</b>	<b>18</b>	<b>4</b>	—	—	—
721	Accommodation	416	1 146	5 238	21	8	4	2	5	1	1	—	—	—
7211	Traveler accommodation	(E)	(D)	(D)	20	8	3	2	5	1	1	—	—	—
72111	Hotels (exc casino hotels) & motels	(E)	(D)	(D)	20	8	3	2	5	1	1	—	—	—
722	Food services & drinking places	3 700	9 176	39 381	195	61	34	40	40	17	3	—	—	—
7221	Full-service restaurants	1 765	4 722	20 749	84	25	13	19	17	7	3	—	—	—
72211	Full-service restaurants	1 765	4 722	20 749	84	25	13	19	17	7	3	—	—	—
722110	Full-service restaurants	1 765	4 722	20 749	84	25	13	19	17	7	3	—	—	—
7222	Limited-service eating places	1 636	3 639	15 591	90	27	15	19	20	9	—	—	—	—
72221	Limited-service eating places	1 636	3 639	15 591	90	27	15	19	20	9	—	—	—	—
722211	Limited-service restaurants	1 512	3 249	13 996	74	22	11	13	19	9	—	—	—	—
7223	Special food services	247	702	2 580	12	3	4	2	2	1	—	—	—	—
72231	Food service contractors	(C)	(D)	(D)	11	3	4	2	1	1	—	—	—	—
<b>81</b>	<b>Other services (except public administration)</b>	<b>2 011</b>	<b>8 631</b>	<b>36 465</b>	<b>334</b>	<b>210</b>	<b>76</b>	<b>31</b>	<b>15</b>	<b>1</b>	<b>1</b>	—	—	—
811	Repair & maintenance	482	2 607	10 622	97	63	24	7	3	—	—	—	—	—
8111	Automotive repair & maintenance	350	1 671	6 825	72	47	18	4	3	—	—	—	—	—
81111	Automotive mechanical & electrical R&M	150	769	3 174	34	22	9	3	—	—	—	—	—	—
811111	General automotive repair	114	556	2 185	25	16	7	2	—	—	—	—	—	—
811119	Other automotive R&M	117	330	1 337	12	6	3	—	3	—	—	—	—	—
812	Personal & laundry services	583	2 358	10 494	111	74	23	10	3	1	—	—	—	—
8121	Personal care services	290	1 056	4 554	62	37	19	5	1	—	—	—	—	—
81211	Hair, nail & skin care services	274	1 006	4 306	57	33	18	5	1	—	—	—	—	—
812112	Beauty salons	254	937	3 981	51	29	16	5	1	—	—	—	—	—
8123	Drycleaning & laundry services	181	716	2 922	23	17	2	2	1	1	—	—	—	—
813	Religious, grantmaking, civic, prof & like organizations	946	3 666	15 349	126	73	29	14	9	—	1	—	—	—
8131	Religious organizations	430	1 511	6 177	56	31	13	5	7	—	—	—	—	—
81311	Religious organizations	430	1 511	6 177	56	31	13	5	7	—	—	—	—	—
813110	Religious organizations	430	1 511	6 177	56	31	13	5	7	—	—	—	—	—
8134	Civic & social organizations	303	621	2 691	27	14	7	4	1	—	1	—	—	—
81341	Civic & social organizations	303	621	2 691	27	14	7	4	1	—	1	—	—	—
813410	Civic & social organizations	303	621	2 691	27	14	7	4	1	—	1	—	—	—
8139	Business, labor, political, like organizations	121	1 121	4 714	31	23	6	1	1	—	—	—	—	—
<b>95</b>	<b>Auxiliaries (exc corporate, subsidiary &amp; regional mgt)</b>	<b>(C)</b>	<b>(D)</b>	<b>(D)</b>	<b>5</b>	<b>1</b>	—	<b>3</b>	—	<b>1</b>	—	—	—	—
<b>99</b>	<b>Unclassified establishments</b>	<b>(B)</b>	<b>(D)</b>	<b>(D)</b>	<b>26</b>	<b>21</b>	<b>5</b>	—	—	—	—	—	—	—
<b>NEW CASTLE</b>														
	<b>Total</b>	<b>291 416</b>	<b>3 264 082</b>	<b>12 473 634</b>	<b>16 386</b>	<b>9 713</b>	<b>2 516</b>	<b>1 871</b>	<b>1 335</b>	<b>478</b>	<b>317</b>	<b>91</b>	<b>41</b>	<b>24</b>
<b>11</b>	<b>Forestry, fishing, hunting, and agriculture support</b>	<b>(B)</b>	<b>(D)</b>	<b>(D)</b>	<b>10</b>	<b>4</b>	<b>2</b>	<b>1</b>	<b>3</b>	—	—	—	—	—
<b>21</b>	<b>Mining</b>	<b>(B)</b>	<b>(D)</b>	<b>(D)</b>	<b>15</b>	<b>13</b>	<b>1</b>	—	—	<b>1</b>	—	—	—	—
<b>22</b>	<b>Utilities</b>	<b>(G)</b>	<b>(D)</b>	<b>(D)</b>	<b>25</b>	<b>9</b>	—	—	<b>3</b>	<b>5</b>	<b>7</b>	<b>1</b>	—	—
221	Utilities	(G)	(D)	(D)	25	9	—	—	3	5	7	1	—	—
2211	Elec pwr generation, transmsn & distribution	(G)	(D)	(D)	18	7	—	—	—	4	6	1	—	—
22111	Electric power generation	(G)	(D)	(D)	14	4	—	—	—	4	6	—	—	—
22112	Electric pwr transmsn, control & distribution	(E)	(D)	(D)	4	3	—	—	—	—	—	1	—	—
2213	Water, sewage & other systems	(E)	(D)	(D)	5	—	—	—	3	1	1	—	—	—
22131	Water supply & irrigation systems	(E)	(D)	(D)	5	—	—	—	3	1	1	—	—	—
<b>23</b>	<b>Construction</b>	<b>14 736</b>	<b>141 084</b>	<b>609 875</b>	<b>1 305</b>	<b>738</b>	<b>240</b>	<b>159</b>	<b>103</b>	<b>45</b>	<b>17</b>	<b>3</b>	—	—
233	Building, developing & general contracting	3 389	32 858	135 311	360	221	65	37	25	6	6	—	—	—
2332	Residential building construction	1 393	10 861	47 922	270	191	48	16	13	2	—	—	—	—
23321	Single-family housing construction	1 349	10 557	46 833	262	184	48	16	12	2	—	—	—	—
233210	Single-family housing construction	1 349	10 557	46 833	262	184	48	16	12	2	—	—	—	—
2333	Nonresidential building construction	(G)	(D)	(D)	79	23	15	20	11	4	6	—	—	—
23332	Commercial & institutional bldg construction	1 863	20 966	80 805	69	19	12	17	11	4	6	—	—	—
233320	Commercial & institutional bldg construction	1 863	20 966	80 805	69	19	12	17	11	4	6	—	—	—
234	Heavy construction	1 704	16 894	82 386	48	15	6	9	6	9	2	1	—	—
2341	Highway, street, bridge & tunnel construction	764	7 110	38 752	26	11	2	4	2	5	2	—	—	—
23411	Highway & street construction	(F)	(D)	(D)	24	11	2	4	1	5	1	—	—	—
23412	Bridge & tunnel construction	(C)	(D)	(D)	2	—	—	—	1	—	1	—	—	—
2349	Other heavy construction	940	9 784	43 634	22	4	4	5	4	4	—	1	—	—
23491	Water, sewer & pipeline construction	559	5 807	24 389	5	—	1	1	1	1	—	1	—	—
234910	Water, sewer & pipeline construction	559	5 807	24 389	5	—	1	1	1	1	—	1	—	—
23492	Pwr, communication transmsn line construction	208	1 924	10 169	8	2	1	1	2	2	—	—	—	—
234920	Pwr, communication transmsn line construction	208	1 924	10 169	8	2	1	1	2	2	—	—	—	—

See footnotes at end of table.



**Table 6. Counties—Employees, Payroll, and Establishments by Industry: 2001—Con.**

[Excludes most government employees, railroad employees, and self-employed persons. Size class 1 to 4 includes establishments with payroll, but no employees, during mid-March pay period. (D) denotes figures withheld to avoid disclosing data for individual companies; the data are included in broader industry totals. Detailed industries with 100 or more employees are shown if industry was not a (D). For explanation of terms, abbreviations, and data reliability/comparability, see introductory text]

NAICS code	Industry	Number of employees for week including March 12	Payroll (\$1,000)		Total number of establishments	Number of establishments by employment-size class																				
			First quarter	Annual		1 to 4	5 to 9	10 to 19	20 to 49	50 to 99	100 to 249	250 to 499	500 to 999	1,000 or more												
<b>NEW CASTLE—Con.</b>																										
<b>23 Construction—Con.</b>																										
235	Special trade contractors .....	9 643	91 332	392 178	897	502	169	113	72	30	9	2	—	—												
2351	Plumbing, heating & AC contractor .....	3 142	33 404	133 162	166	75	34	22	20	9	4	2	—	—												
23511	Plumbing, heating & AC contractor .....	3 142	33 404	133 162	166	75	34	22	20	9	4	2	—	—												
235110	Plumbing, heating & AC contractor .....	3 142	33 404	133 162	166	75	34	22	20	9	4	2	—	—												
2352	Painting & wall covering contractors .....	474	3 335	16 861	92	64	13	11	3	1	—	—	—	—												
23521	Painting & wall covering contractors .....	474	3 335	16 861	92	64	13	11	3	1	—	—	—	—												
235210	Painting & wall covering contractors .....	474	3 335	16 861	92	64	13	11	3	1	—	—	—	—												
2353	Electrical contractors .....	1 521	16 018	68 186	143	77	31	17	9	8	1	—	—	—												
23531	Electrical contractors .....	1 521	16 018	68 186	143	77	31	17	9	8	1	—	—	—												
235310	Electrical contractors .....	1 521	16 018	68 186	143	77	31	17	9	8	1	—	—	—												
2354	Masonry, drywall, insulation, tile contractors .....	1 179	8 871	46 086	109	61	21	14	8	3	2	—	—	—												
23541	Masonry & stone contractors .....	467	2 942	16 118	58	38	12	4	2	1	1	—	—	—												
235410	Masonry & stone contractors .....	467	2 942	16 118	58	38	12	4	2	1	1	—	—	—												
23542	Drywall, acoustical & insulation contractors .....	672	5 416	28 395	39	15	6	9	6	2	1	—	—	—												
235420	Drywall, acoustical & insulation contractors .....	672	5 416	28 395	39	15	6	9	6	2	1	—	—	—												
2355	Carpentry & floor contractors .....	(F)	(D)	(D)	132	91	19	13	8	1	—	—	—	—												
23551	Carpentry contractors .....	474	3 202	13 876	92	66	15	6	4	1	—	—	—	—												
235510	Carpentry contractors .....	474	3 202	13 876	92	66	15	6	4	1	—	—	—	—												
23552	Floor laying & other floor contractors .....	(E)	(D)	(D)	40	25	4	7	4	—	—	—	—	—												
2356	Roofing, siding, & sheet metal contractors .....	498	4 676	20 291	49	18	15	8	8	—	—	—	—	—												
23561	Roofing, siding, & sheet metal contractors .....	498	4 676	20 291	49	18	15	8	8	—	—	—	—	—												
235610	Roofing, siding, & sheet metal contractors .....	498	4 676	20 291	49	18	15	8	8	—	—	—	—	—												
2357	Concrete contractors .....	978	8 270	32 701	73	35	10	13	10	4	1	—	—	—												
23571	Concrete contractors .....	978	8 270	32 701	73	35	10	13	10	4	1	—	—	—												
235710	Concrete contractors .....	978	8 270	32 701	73	35	10	13	10	4	1	—	—	—												
2359	Other special trade contractors .....	1 115	11 492	51 897	131	79	26	15	6	4	1	—	—	—												
23591	Structural steel erection contractors .....	370	5 387	21 390	15	6	2	3	2	1	1	—	—	—												
235910	Structural steel erection contractors .....	370	5 387	21 390	15	6	2	3	2	1	1	—	—	—												
23593	Excavation contractors .....	245	2 017	10 835	48	33	9	4	1	1	—	—	—	—												
235930	Excavation contractors .....	245	2 017	10 835	48	33	9	4	1	1	—	—	—	—												
23599	All other special trade contractors .....	373	3 114	15 554	48	29	11	4	2	2	—	—	—	—												
235990	All other special trade contractors .....	373	3 114	15 554	48	29	11	4	2	2	—	—	—	—												
<b>31-33</b>	<b>Manufacturing .....</b>	<b>24 824</b>	<b>287 927</b>	<b>1 213 534</b>	<b>474</b>	<b>161</b>	<b>89</b>	<b>70</b>	<b>61</b>	<b>38</b>	<b>39</b>	<b>8</b>	<b>6</b>	<b>2</b>												
311	Food mfg .....	501	2 867	11 227	29	12	3	6	5	3	—	—	—	—												
3118	Bakeries & tortilla mfg .....	(E)	(D)	(D)	14	3	1	5	3	2	—	—	—	—												
31181	Bread & bakery product mfg .....	(E)	(D)	(D)	14	3	1	5	3	2	—	—	—	—												
312	Beverage & tobacco product mfg .....	(C)	(D)	(D)	4	2	1	—	—	—	1	—	—	—												
3121	Beverage mfg .....	(C)	(D)	(D)	3	1	—	—	—	—	1	—	—	—												
31211	Soft drink & ice mfg .....	(C)	(D)	(D)	2	—	1	—	—	—	1	—	—	—												
313	Textile mills .....	(C)	(D)	(D)	4	—	1	1	—	2	—	—	—	—												
3133	Textile, fabric finishing, fabric coating mills .....	(C)	(D)	(D)	4	—	1	1	—	2	—	—	—	—												
31331	Textile & fabric finishing mills .....	(C)	(D)	(D)	3	—	1	—	—	2	—	—	—	—												
314	Textile product mills .....	(C)	(D)	(D)	8	3	2	1	1	1	—	—	—	—												
3149	Other textile product mills .....	(C)	(D)	(D)	6	2	2	1	—	1	—	—	—	—												
315	Apparel manufacturing .....	(C)	(D)	(D)	7	5	1	—	—	—	1	—	—	—												
3152	Cut & sew apparel mfg .....	(C)	(D)	(D)	7	5	1	—	—	—	1	—	—	—												
31521	Cut & sew apparel contractors .....	(C)	(D)	(D)	4	3	—	—	—	—	1	—	—	—												
321	Wood product mfg .....	115	1 182	5 147	7	2	1	2	1	1	—	—	—	—												
322	Paper mfg .....	(F)	(D)	(D)	5	—	—	—	—	3	2	—	—	—												
3222	Converted paper product mfg .....	(E)	(D)	(D)	4	—	—	—	—	2	2	—	—	—												
32221	Paperboard container mfg .....	(E)	(D)	(D)	3	—	—	—	—	1	2	—	—	—												
323	Printing & related support activities .....	1 455	19 679	77 208	66	25	23	8	7	2	—	—	1	—												
3231	Printing & related support activities .....	1 455	19 679	77 208	66	25	23	8	7	2	—	—	1	—												
32311	Printing .....	(G)	(D)	(D)	62	23	7	7	2	—	—	—	1	—												
323110	Commercial lithographic printing .....	395	3 675	15 159	31	10	14	1	4	2	—	—	—	—												
324	Petroleum & coal products mfg .....	807	13 648	58 142	12	4	2	2	2	1	—	—	1	—												
3241	Petroleum & coal products mfg .....	807	13 648	58 142	12	4	2	2	2	1	—	—	1	—												
32411	Petroleum refineries .....	(F)	(D)	(D)	4	2	—	—	1	—	—	—	1	—												
325	Chemical mfg .....	4 961	71 599	315 737	46	14	4	4	4	6	8	4	2	—												
3251	Basic chemical mfg .....	(G)	(D)	(D)	16	5	1	—	—	2	5	2	1	—												
32511	Petrochemical mfg .....	(C)	(D)	(D)	1	—	—	—	—	—	1	—	—	—												
32513	Synthetic dye & pigment mfg .....	(F)	(D)	(D)	2	—	—	—	—	—	1	—	—	—												
32518	Other basic inorganic chemical mfg .....	(E)	(D)	(D)	4	1	—	—	—	1	1	1	—	—												
32519	Other basic organic chemical mfg .....	(G)	(D)	(D)	5	2	—	—	—	—	2	—	1	—												
3252	Resin, syn rubber, artf & syn fibers, fil mfg .....	(F)	(D)	(D)	6	—	—	—	1	2	1	1	—	—												
32521	Resin & synthetic rubber mfg .....	(F)	(D)	(D)	5	—	—	—	—	1	2	1	—	—												
3254	Pharmaceutical & medicine mfg .....	(F)	(D)	(D)	7	3	—	—	1	1	1	1	—	—												
32541	Pharmaceutical & medicine mfg .....	(F)	(D)	(D)	7	3	—	—	—	1	1	1	—	—												
3256	Soap, cleaners & toilet preparation mfg .....	(F)	(D)	(D)	5	1	1	—	1	—	1	—	1	—												
32561	Soap & cleaning compound mfg .....	(F)	(D)	(D)	4	—	—	—	1	—	1	—	1	—												
3259	Other chemical product & preparation mfg .....	(C)	(D)	(D)	5	—	1	2	1	1	—	—	—	—												
326	Plastics & rubber products mfg .....	2 551	24 368	96 174	41	11	3	5	9	5	7	—	1	—												
3261	Plastics product mfg .....	(G)	(D)	(D)	30	8	2	3	6	4	6	—	1	—												
32611	Unsupported plastics film, sheet, & bag mfg ..	(F)	(D)	(D)	6	2	—	—	1	1	2	—	—	—												
32612	Plastics pipe, pipe fitting, & unsupported profile shape mfg .....	(C)	(D)	(D)	4	1	1	—	1	—	1	—	—	—												
32619	Other plastics product mfg .....	(G)	(D)	(D)	13	2	1	3	1	2	3	—	1	—												
3262	Rubber product mfg .....	(E)	(D)	(D)	11	3	1	2	3	1	1	—	—	—												
32629	Other rubber product mfg .....	(E)	(D)	(D)	7	1	—	1	3	1	1	—	—	—												

See footnotes at end of table.

**Table 6. Counties—Employees, Payroll, and Establishments by Industry: 2001—Con.**

[Excludes most government employees, railroad employees, and self-employed persons. Size class 1 to 4 includes establishments with payroll, but no employees, during mid-March pay period. (D) denotes figures withheld to avoid disclosing data for individual companies; the data are included in broader industry totals. Detailed industries with 100 or more employees are shown if industry was not a (D). For explanation of terms, abbreviations, and data reliability/comparability, see introductory text]

NAICS code	Industry	Number of employees for week including March 12	Payroll (\$1,000)		Total number of establishments	Number of establishments by employment-size class									
			First quarter	Annual		1 to 4	5 to 9	10 to 19	20 to 49	50 to 99	100 to 249	250 to 499	500 to 999	1,000 or more	
<b>NEW CASTLE—Con.</b>															
<b>31-33 Manufacturing—Con.</b>															
327	Nonmetallic mineral product mfg .....	599	5 389	24 408	25	5	6	6	5	2	1	-	-	-	
3273	Cement & concrete product mfg .....	(E)	(D)	(D)	14	3	1	5	5	-	-	-	-	-	
32732	Ready-mix concrete mfg .....	147	1 180	6 102	7	-	1	3	3	-	-	-	-	-	
327320	Ready-mix concrete mfg .....	147	1 180	6 102	7	-	1	3	3	-	-	-	-	-	
3274	Lime & gypsum product mfg .....	(C)	(D)	(D)	1	-	-	-	-	-	1	-	-	-	
32742	Gypsum product mfg .....	(C)	(D)	(D)	1	-	-	-	-	-	1	-	-	-	
3279	Other nonmetallic mineral product mfg .....	(C)	(D)	(D)	3	-	1	-	-	2	-	-	-	-	
32799	All other nonmetallic mineral product mfg .....	(C)	(D)	(D)	3	-	1	-	-	2	-	-	-	-	
331	Primary metal mfg .....	(F)	(D)	(D)	10	3	-	2	1	2	1	1	-	-	
3311	Iron & steel mills & ferroalloy mfg .....	(E)	(D)	(D)	4	2	-	-	1	-	-	1	-	-	
33111	Iron & steel mills & ferroalloy mfg .....	(E)	(D)	(D)	4	2	-	-	1	-	-	1	-	-	
3312	Steel product mfg from purchased steel .....	(C)	(D)	(D)	2	-	-	-	-	2	-	-	-	-	
33122	Rolling & drawing of purchased steel .....	(C)	(D)	(D)	2	-	-	-	-	2	-	-	-	-	
3315	Foundries .....	(C)	(D)	(D)	1	-	-	-	-	-	1	-	-	-	
33151	Ferrous metal foundries .....	(C)	(D)	(D)	1	-	-	-	-	-	1	-	-	-	
332	Fabricated metal product mfg .....	2 229	21 195	90 196	68	17	14	15	12	4	6	-	-	-	
3323	Architectural & structural metals mfg .....	1 035	9 310	39 395	20	2	3	6	5	1	3	-	-	-	
33231	Plate work & fabricated structural prod mfg .....	(E)	(D)	(D)	6	-	-	2	2	1	1	-	-	-	
332312	Fabricated structural metal mfg .....	272	2 484	11 190	4	-	-	1	2	-	1	-	-	-	
33232	Ornamental & architectural metal prod mfg .....	(F)	(D)	(D)	14	2	3	4	3	-	2	-	-	-	
3324	Boiler, tank & shipping container mfg .....	(C)	(D)	(D)	5	2	2	-	-	-	1	-	-	-	
33241	Power boiler & heat exchanger mfg .....	(C)	(D)	(D)	1	-	-	-	-	-	1	-	-	-	
3327	Mach shops, turn prod, screw, nut, bolt mfg .....	485	5 450	24 867	24	8	3	6	4	3	-	-	-	-	
33271	Machine shops .....	(E)	(D)	(D)	22	8	3	6	3	2	-	-	-	-	
33272	Turned product & screw, nut & bolt mfg .....	(C)	(D)	(D)	2	-	-	-	1	1	-	-	-	-	
3329	Other fabricated metal product mfg .....	(E)	(D)	(D)	7	3	-	-	2	-	2	-	-	-	
33291	Metal valve mfg .....	(C)	(D)	(D)	2	1	-	-	-	-	1	-	-	-	
33299	All other fabricated metal product mfg .....	(C)	(D)	(D)	5	2	-	-	2	-	1	-	-	-	
333	Machinery mfg .....	479	4 709	16 355	25	10	6	5	2	-	2	-	-	-	
3334	HVAC & commercial refrigeration equipment mfg .....	(C)	(D)	(D)	4	-	1	1	1	-	1	-	-	-	
33341	HVAC & commercial refrigeration equipment mfg .....	(C)	(D)	(D)	4	-	1	1	1	-	1	-	-	-	
3335	Metalworking machinery mfg .....	(C)	(D)	(D)	6	3	1	1	-	-	1	-	-	-	
33351	Metalworking machinery mfg .....	(C)	(D)	(D)	6	3	1	1	-	-	1	-	-	-	
334	Computer & electronic product mfg .....	(G)	(D)	(D)	24	8	4	2	3	3	3	-	1	-	
3342	Communications equipment mfg .....	(C)	(D)	(D)	3	1	1	-	-	-	1	-	-	-	
33421	Telephone apparatus mfg .....	(C)	(D)	(D)	2	-	1	-	-	-	1	-	-	-	
3344	Semiconductor & oth electronic component mfg .....	(E)	(D)	(D)	3	-	-	1	-	1	1	-	-	-	
33441	Semiconductor & oth electronic component mfg .....	(E)	(D)	(D)	3	-	-	1	-	1	1	-	-	-	
3345	Nav, measuring, medical, control instruments mfg .....	(G)	(D)	(D)	11	3	3	-	2	1	1	-	1	-	
33451	Nav, measuring, medical, control instruments mfg .....	(G)	(D)	(D)	11	3	3	-	2	1	1	-	1	-	
335	Electrical equip, appliance & component mfg .....	(G)	(D)	(D)	11	-	2	2	1	1	3	2	-	-	
3359	Other electrical equipment & component mfg .....	1 298	13 610	52 338	8	-	1	1	-	1	3	2	-	-	
33591	Battery mfg .....	(E)	(D)	(D)	1	-	-	-	-	-	1	-	-	-	
33592	Communication & energy wire & cable mfg .....	(F)	(D)	(D)	5	-	1	-	-	-	3	1	-	-	
336	Transportation equipment mfg .....	(I)	(D)	(D)	15	6	1	-	3	-	2	1	-	2	
3361	Motor vehicle mfg .....	(H)	(D)	(D)	4	-	1	-	-	-	1	-	-	2	
33611	Automobile & light duty motor vehicle mfg .....	(H)	(D)	(D)	3	-	1	-	-	-	-	-	-	2	
33612	Heavy duty truck mfg .....	(C)	(D)	(D)	1	-	-	-	-	-	1	-	-	-	
3363	Motor vehicle parts mfg .....	(E)	(D)	(D)	5	2	-	-	1	-	1	1	-	-	
33636	Motor vehicle seating & interior trim mfg .....	(E)	(D)	(D)	2	-	-	-	-	-	1	1	-	-	
337	Furniture & related product mfg .....	(E)	(D)	(D)	26	10	6	5	3	2	-	-	-	-	
3371	HH & institutional furniture & kitchen cabinet mfg .....	(C)	(D)	(D)	17	7	5	4	-	1	-	-	-	-	
33712	Household & institutional furniture mfg .....	(C)	(D)	(D)	8	4	2	1	-	1	-	-	-	-	
3372	Office furniture (including fixtures) mfg .....	(C)	(D)	(D)	7	3	1	1	1	1	-	-	-	-	
33721	Office furniture (including fixtures) mfg .....	(C)	(D)	(D)	7	3	1	1	1	1	-	-	-	-	
339	Miscellaneous mfg .....	441	4 529	16 856	40	23	9	4	2	-	2	-	-	-	
3391	Medical equipment & supplies mfg .....	(E)	(D)	(D)	18	7	5	2	2	-	2	-	-	-	
33911	Medical equipment & supplies mfg .....	(E)	(D)	(D)	18	7	5	2	2	-	2	-	-	-	
<b>42</b>	<b>Wholesale trade .....</b>	<b>21 460</b>	<b>393 743</b>	<b>1 345 311</b>	<b>720</b>	<b>391</b>	<b>124</b>	<b>93</b>	<b>71</b>	<b>20</b>	<b>14</b>	<b>2</b>	<b>1</b>	<b>4</b>	
421	Wholesale trade, durable goods .....	5 735	66 048	295 169	470	244	90	65	50	11	9	1	-	-	
4211	Motor vehicle, motor vehicle pt & supply whsle .....	778	6 946	29 213	49	24	10	6	6	1	2	-	-	-	
42111	Automobile & other motor vehicle whsle .....	252	2 019	8 891	13	7	2	1	1	1	1	-	-	-	
421110	Automobile & other motor vehicle whsle .....	252	2 019	8 891	13	7	2	1	1	1	1	-	-	-	
42112	Motor vehicle supplies & new parts whsle .....	443	4 359	18 078	21	9	4	2	5	-	1	-	-	-	
421120	Motor vehicle supplies & new parts whsle .....	443	4 359	18 078	21	9	4	2	5	-	1	-	-	-	
4212	Furniture & home furnishing whsle .....	272	2 620	10 860	19	11	3	2	2	-	1	-	-	-	
42121	Furniture whsle .....	198	2 139	8 163	7	3	1	2	2	-	1	-	-	-	
421210	Furniture whsle .....	198	2 139	8 163	7	3	1	2	2	-	1	-	-	-	

See footnotes at end of table.

Table 6. **Counties—Employees, Payroll, and Establishments by Industry: 2001—Con.**

[Excludes most government employees, railroad employees, and self-employed persons. Size class 1 to 4 includes establishments with payroll, but no employees, during mid-March pay period. (D) denotes figures withheld to avoid disclosing data for individual companies; the data are included in broader industry totals. Detailed industries with 100 or more employees are shown if industry was not a (D). For explanation of terms, abbreviations, and data reliability/comparability, see introductory text]

NAICS code	Industry	Number of employees for week including March 12	Payroll (\$1,000)		Total number of establishments	Number of establishments by employment-size class										
			First quarter	Annual		1 to 4	5 to 9	10 to 19	20 to 49	50 to 99	100 to 249	250 to 499	500 to 999	1,000 or more		
<b>42</b>	<b>NEW CASTLE—Con.</b>															
	<b>Wholesale trade—Con.</b>															
421	Wholesale trade, durable goods—Con.															
4213	Lumber & other construction materials whse . . .	526	5 061	21 145	40	18	9	4	7	2	—	—	—	—	—	—
42131	Lumber, plywood, millwork & wood panel whse . . . . .	288	2 477	10 883	15	8	1	1	3	2	—	—	—	—	—	—
421310	Lumber, plywood, millwork & wood panel whse . . . . .	288	2 477	10 883	15	8	1	1	3	2	—	—	—	—	—	—
42133	Roofing, siding & insulation material whse . . . . . (C)	(D)	(D)	(D)	7	2	2	—	3	—	—	—	—	—	—	—
4214	Professional & commercial equip & supp whse . . . . . (E)	1 539	22 411	88 563	80	42	14	10	6	3	4	1	—	—	—	—
42142	Office equipment whse . . . . .	(E)	(D)	(D)	13	3	3	2	3	1	1	—	—	—	—	—
42143	Computer & peripheral equip & software whse . . . . .	728	12 240	48 042	27	15	4	4	—	1	2	1	—	—	—	—
421430	Computer & peripheral equip & software whse . . . . .	728	12 240	48 042	27	15	4	4	—	1	2	1	—	—	—	—
42145	Medical, dental, hospital equip & supp whse . . . . .	100	1 306	5 245	14	9	3	1	1	—	—	—	—	—	—	—
421450	Medical, dental, hospital equip & supp whse . . . . .	100	1 306	5 245	14	9	3	1	1	—	—	—	—	—	—	—
42149	Oth professional equipment & supplies whse . . . . . (E)	(D)	(D)	(D)	13	6	1	3	1	1	1	—	—	—	—	—
4215	Metal & mineral (except petroleum) whse . . . . .	299	4 966	15 294	25	13	4	2	4	2	—	—	—	—	—	—
42151	Metal service centers & offices whse . . . . . (E)	(D)	(D)	(D)	23	12	4	2	3	2	—	—	—	—	—	—
4216	Electrical goods whse . . . . .	525	6 717	58 472	59	33	8	10	7	—	1	—	—	—	—	—
42161	Elec equip, wiring supp, const material whse . . . . .	286	3 715	15 083	24	12	3	5	3	—	1	—	—	—	—	—
421610	Elec equip, wiring supp, const material whse . . . . .	286	3 715	15 083	24	12	3	5	3	—	1	—	—	—	—	—
42169	Other electronic parts & equipment whse . . . . . (C)	(D)	(D)	(D)	24	12	3	5	3	—	—	—	—	—	—	—
4217	Hardware, plumb & heating equip & sup whse . . . . .	527	5 224	22 295	43	21	11	4	6	—	1	—	—	—	—	—
42171	Hardware whse . . . . .	131	1 255	6 774	16	9	3	1	3	—	—	—	—	—	—	—
421710	Hardware whse . . . . .	131	1 255	6 774	16	9	3	1	3	—	—	—	—	—	—	—
42173	Warm air heating & AC equip & supplies whse . . . . .	345	3 265	12 928	18	8	4	2	3	—	1	—	—	—	—	—
421730	Warm air heating & AC equip & supplies whse . . . . .	345	3 265	12 928	18	8	4	2	3	—	1	—	—	—	—	—
4218	Machinery, equipment & supplies whse . . . . .	919	9 323	37 764	114	60	26	18	7	3	—	—	—	—	—	—
42183	Industrial machinery & equipment whse . . . . .	427	4 610	18 248	46	23	7	11	4	1	—	—	—	—	—	—
421830	Industrial machinery & equipment whse . . . . .	427	4 610	18 248	46	23	7	11	4	1	—	—	—	—	—	—
42184	Industrial supplies whse . . . . .	201	2 008	7 385	25	14	6	2	2	1	—	—	—	—	—	—
421840	Industrial supplies whse . . . . .	201	2 008	7 385	25	14	6	2	2	1	—	—	—	—	—	—
42185	Service establishment equip & supplies whse . . . . . (C)	(D)	(D)	(D)	18	8	6	3	1	—	—	—	—	—	—	—
4219	Miscellaneous durable goods whse . . . . .	350	2 780	11 563	41	22	5	9	5	—	—	—	—	—	—	—
42193	Recyclable material whse . . . . .	188	1 189	4 597	14	3	3	5	3	—	—	—	—	—	—	—
421930	Recyclable material whse . . . . .	188	1 189	4 597	14	3	3	5	3	—	—	—	—	—	—	—
422	Wholesale trade, nondurable goods . . . . .	15 725	327 695	1 050 142	250	147	34	28	21	9	5	1	1	4	—	—
4221	Paper & paper product whse . . . . . (E)	(D)	(D)	(D)	22	8	3	4	5	2	—	—	—	—	—	—
42212	Stationery & office supplies whse . . . . . (C)	(D)	(D)	(D)	13	5	3	2	2	1	—	—	—	—	—	—
42213	Industrial & personal service paper whse . . . . . (C)	(D)	(D)	(D)	5	2	—	1	1	—	—	—	—	—	—	—
4222	Drugs & druggists' sundries whse . . . . . (I)	(D)	(D)	(D)	20	11	1	5	—	—	—	—	1	2	—	—
42221	Drugs & druggists' sundries whse . . . . . (I)	(D)	(D)	(D)	20	11	1	5	—	—	—	—	1	2	—	—
4223	Apparel, piece goods & notions whse . . . . . (E)	(D)	(D)	(D)	22	13	3	2	3	1	—	—	—	—	—	—
42232	Men's & boys' clothing & furnishings whse . . . . .	141	1 378	5 945	7	3	—	2	1	1	—	—	—	—	—	—
422320	Men's & boys' clothing & furnishings whse . . . . .	141	1 378	5 945	7	3	—	2	1	1	—	—	—	—	—	—
4224	Grocery & related product whse . . . . .	527	4 052	17 100	38	21	7	5	2	1	—	—	—	—	—	—
42241	General line grocery whse . . . . . (C)	(D)	(D)	(D)	2	—	1	—	—	—	1	—	—	—	—	—
42248	Fresh fruit & vegetable whse . . . . .	100	757	3 071	9	3	2	3	1	—	—	—	—	—	—	—
422480	Fresh fruit & vegetable whse . . . . .	100	757	3 071	9	3	2	3	1	—	—	—	—	—	—	—
42249	Other grocery & related products whse . . . . .	195	2 037	8 839	15	9	3	—	1	2	—	—	—	—	—	—
422490	Other grocery & related products whse . . . . .	195	2 037	8 839	15	9	3	—	1	2	—	—	—	—	—	—
4226	Chemical & allied products whse . . . . . (H)	(D)	(D)	(D)	54	34	6	4	5	1	2	1	—	—	—	1
42261	Plastics materials & basic forms, shapes whse . . . . . (E)	(D)	(D)	(D)	18	13	—	1	3	—	1	—	—	—	—	—
42269	Other chemical & allied products whse . . . . . (H)	(D)	(D)	(D)	36	21	6	3	2	1	1	1	—	—	—	1
4227	Petroleum & petroleum products whse . . . . .	132	1 628	5 654	20	14	4	1	—	1	—	—	—	—	—	—
42271	Petroleum bulk stations & terminals . . . . .	105	1 342	4 490	9	5	3	—	—	1	—	—	—	—	—	—
422710	Petroleum bulk stations & terminals . . . . .	105	1 342	4 490	9	5	3	—	—	1	—	—	—	—	—	—
4228	Beer, wine, distilled alcoholic beverage whse . . . . . (E)	(D)	(D)	(D)	10	4	—	1	2	1	2	—	—	—	—	—
42281	Beer & ale whse . . . . . (E)	(D)	(D)	(D)	3	—	—	1	—	—	2	—	—	—	—	—
42282	Wine & distilled alcoholic beverage whse . . . . . (C)	(D)	(D)	(D)	7	4	—	—	2	1	—	—	—	—	—	—
4229	Miscellaneous nondurable goods whse . . . . .	1 890	10 156	38 396	63	41	10	6	4	1	—	—	—	—	—	1
42292	Book, periodical & newspaper whse . . . . . (G)	(D)	(D)	(D)	6	5	—	—	—	—	—	—	—	—	—	1
42295	Paint, varnish & supplies whse . . . . . (C)	(D)	(D)	(D)	6	—	2	2	1	1	—	—	—	—	—	—
42299	Other miscellaneous nondurable goods whse . . . . .	114	728	3 414	34	25	7	1	1	—	—	—	—	—	—	—
422990	Other miscellaneous nondurable goods whse . . . . .	114	728	3 414	34	25	7	1	1	—	—	—	—	—	—	—
<b>44-45</b>	<b>Retail trade . . . . .</b>	<b>32 725</b>	<b>171 123</b>	<b>710 826</b>	<b>2 067</b>	<b>888</b>	<b>447</b>	<b>362</b>	<b>244</b>	<b>58</b>	<b>54</b>	<b>14</b>	—	—	—	—
441	Motor vehicle & parts dealers . . . . .	4 076	34 141	147 838	182	57	34	41	29	13	7	1	—	—	—	—
4411	Automobile dealers . . . . .	2 776	26 223	113 500	71	26	7	6	12	12	7	1	—	—	—	—
44111	New car dealers . . . . .	2 646	25 288	109 817	43	8	1	3	11	12	7	1	—	—	—	—
441110	New car dealers . . . . .	2 646	25 288	109 817	43	8	1	3	11	12	7	1	—	—	—	—
44112	Used car dealers . . . . .	130	935	3 683	28	18	6	3	1	—	—	—	—	—	—	—
441120	Used car dealers . . . . .	130	935	3 683	28	18	6	3	1	—	—	—	—	—	—	—
4412	Other motor vehicle dealers . . . . .	288	1 780	8 922	23	9	6	4	3	1	—	—	—	—	—	—
44122	Motorcycle & boat & other MV dealers . . . . . (C)	(D)	(D)	(D)	21	9	6	3	2	1	—	—	—	—	—	—
441221	Motorcycle dealers . . . . .	120	871	4 746	7	4	1	—	1	1	—	—	—	—	—	—
441222	Boat dealers . . . . .	107	503	2 262	11	3	5	2	1	—	—	—	—	—	—	—

See footnotes at end of table.

**Table 6. Counties—Employees, Payroll, and Establishments by Industry: 2001—Con.**

[Excludes most government employees, railroad employees, and self-employed persons. Size class 1 to 4 includes establishments with payroll, but no employees, during mid-March pay period. (D) denotes figures withheld to avoid disclosing data for individual companies; the data are included in broader industry totals. Detailed industries with 100 or more employees are shown if industry was not a (D). For explanation of terms, abbreviations, and data reliability/comparability, see introductory text]

NAICS code	Industry	Number of employees for week including March 12	Payroll (\$1,000)		Total number of establishments	Number of establishments by employment-size class									
			First quarter	Annual		1 to 4	5 to 9	10 to 19	20 to 49	50 to 99	100 to 249	250 to 499	500 to 999	1,000 or more	
<b>NEW CASTLE—Con.</b>															
<b>44-45 Retail trade—Con.</b>															
<b>441 Motor vehicle &amp; parts dealers—Con.</b>															
4413	Automotive parts, accessories & tire stores . . . . .	1 012	6 138	25 416	88	22	21	31	14	—	—	—	—	—	
44131	Automotive parts, accessories & tire stores . . . . .	642	3 496	14 634	58	18	12	20	8	—	—	—	—	—	
441310	Automotive parts, accessories & tire stores . . . . .	642	3 496	14 634	58	18	12	20	8	—	—	—	—	—	
44132	Tire dealers . . . . .	370	2 642	10 782	30	4	9	11	6	—	—	—	—	—	
441320	Tire dealers . . . . .	370	2 642	10 782	30	4	9	11	6	—	—	—	—	—	
442	Furniture & home furnishing stores . . . . .	2 213	14 081	51 415	144	52	37	24	25	3	2	1	—	—	
4421	Furniture stores . . . . .	1 122	7 334	24 454	59	24	10	10	12	1	1	1	—	—	
44211	Furniture stores . . . . .	1 122	7 334	24 454	59	24	10	10	12	1	1	1	—	—	
442110	Furniture stores . . . . .	1 122	7 334	24 454	59	24	10	10	12	1	1	1	—	—	
4422	Home furnishings stores . . . . .	1 091	6 747	26 961	85	28	27	14	13	2	1	—	—	—	
44221	Floor covering stores . . . . .	372	3 684	14 969	33	13	11	4	4	1	—	—	—	—	
442210	Floor covering stores . . . . .	372	3 684	14 969	33	13	11	4	4	1	—	—	—	—	
44229	Other home furnishings stores . . . . .	719	3 063	11 992	52	15	16	10	9	1	1	—	—	—	
442299	All other home furnishings stores . . . . .	675	2 834	11 034	46	12	14	10	8	1	1	—	—	—	
443	Electronics & appliance stores . . . . .	1 348	9 393	36 269	103	41	35	18	2	2	5	—	—	—	
4431	Electronics & appliance stores . . . . .	1 348	9 393	36 269	103	41	35	18	2	2	5	—	—	—	
44311	Appliance, TV & all other electronics stores (F) (D)	69	(D)	(D)	69	30	21	12	1	1	4	—	—	—	
443112	Radio, television & other electronics stores . . . . .	834	5 025	18 924	51	20	18	7	1	1	1	—	—	—	
44312	Computer & software stores . . . . .	317	3 259	13 033	22	8	9	2	1	1	1	—	—	—	
443120	Computer & software stores . . . . .	317	3 259	13 033	22	8	9	2	1	1	1	—	—	—	
444	Bldg material & garden equip & supp dealers . . . . .	2 644	18 740	78 890	158	66	35	31	17	2	6	1	—	—	
4441	Building material & supplies dealers . . . . .	2 413	17 704	72 748	124	48	28	25	14	2	6	1	—	—	
44411	Home centers . . . . .	1 069	6 373	26 482	8	—	1	—	2	—	4	1	—	—	
444110	Home centers . . . . .	1 069	6 373	26 482	8	—	1	—	2	—	4	1	—	—	
44413	Hardware stores . . . . .	280	1 089	4 669	17	4	3	7	2	1	—	—	—	—	
444130	Hardware stores . . . . .	280	1 089	4 669	17	4	3	7	2	1	—	—	—	—	
44419	Other building material dealers . . . . .	969	9 532	38 751	82	36	18	15	10	1	2	—	—	—	
444190	Other building material dealers . . . . .	969	9 532	38 751	82	36	18	15	10	1	2	—	—	—	
4442	Lawn & garden equip & supplies stores . . . . .	231	1 036	6 142	34	18	7	6	3	—	—	—	—	—	
44422	Nursery & garden centers . . . . .	177	684	4 586	25	13	4	6	2	—	—	—	—	—	
444220	Nursery & garden centers . . . . .	177	684	4 586	25	13	4	6	2	—	—	—	—	—	
445	Food & beverage stores . . . . .	6 597	30 174	125 655	368	206	58	34	37	12	19	2	—	—	
4451	Grocery stores . . . . .	5 645	26 676	110 017	166	61	29	13	31	11	19	2	—	—	
44511	Grocery (except convenience) stores . . . . .	4 766	23 688	97 270	95	40	11	3	9	11	19	2	—	—	
445110	Grocery (except convenience) stores . . . . .	4 766	23 688	97 270	95	40	11	3	9	11	19	2	—	—	
44512	Convenience stores . . . . .	879	2 988	12 747	71	21	18	10	22	—	—	—	—	—	
445120	Convenience stores . . . . .	879	2 988	12 747	71	21	18	10	22	—	—	—	—	—	
4452	Specialty food stores . . . . .	330	1 200	5 726	62	40	11	8	2	1	—	—	—	—	
44529	Other specialty food stores . . . . .	129	468	1 997	38	28	5	5	—	—	—	—	—	—	
4453	Beer, wine & liquor stores . . . . .	622	2 298	9 912	140	105	18	13	4	—	—	—	—	—	
44531	Beer, wine & liquor stores . . . . .	622	2 298	9 912	140	105	18	13	4	—	—	—	—	—	
445310	Beer, wine & liquor stores . . . . .	622	2 298	9 912	140	105	18	13	4	—	—	—	—	—	
446	Health & personal care stores . . . . .	2 326	10 532	42 993	159	58	26	25	45	5	—	—	—	—	
4461	Health & personal care stores . . . . .	2 326	10 532	42 993	159	58	26	25	45	5	—	—	—	—	
44611	Pharmacies & drug stores . . . . .	1 811	8 519	34 894	78	12	3	19	39	5	—	—	—	—	
446110	Pharmacies & drug stores . . . . .	1 811	8 519	34 894	78	12	3	19	39	5	—	—	—	—	
44612	Cosmetics, beauty supplies & perfume stores . . . . .	150	424	1 712	21	13	4	1	3	—	—	—	—	—	
446120	Cosmetics, beauty supplies & perfume stores . . . . .	150	424	1 712	21	13	4	1	3	—	—	—	—	—	
44613	Optical goods stores . . . . .	155	780	3 171	27	17	8	—	2	—	—	—	—	—	
446130	Optical goods stores . . . . .	155	780	3 171	27	17	8	—	2	—	—	—	—	—	
44619	Other health & personal care stores . . . . .	210	809	3 216	33	16	11	5	1	—	—	—	—	—	
446191	Food (health) supplement stores . . . . .	153	497	1 945	21	8	8	4	1	—	—	—	—	—	
447	Gasoline stations . . . . .	1 003	3 836	15 250	149	65	48	30	6	—	—	—	—	—	
4471	Gasoline stations . . . . .	1 003	3 836	15 250	149	65	48	30	6	—	—	—	—	—	
44711	Gasoline stations with convenience stores . . . . .	518	1 902	7 332	69	23	26	16	4	—	—	—	—	—	
447110	Gasoline stations with convenience stores . . . . .	518	1 902	7 332	69	23	26	16	4	—	—	—	—	—	
44719	Other gasoline stations . . . . .	485	1 934	7 918	80	42	22	14	2	—	—	—	—	—	
447190	Other gasoline stations . . . . .	485	1 934	7 918	80	42	22	14	2	—	—	—	—	—	
448	Clothing & clothing accessories stores . . . . .	2 821	9 836	40 984	281	98	76	72	30	5	—	—	—	—	
4481	Clothing stores . . . . .	1 993	6 092	25 477	164	58	26	49	26	5	—	—	—	—	
44811	Men's clothing stores . . . . .	136	636	2 787	12	3	1	7	1	—	—	—	—	—	
448110	Men's clothing stores . . . . .	136	636	2 787	12	3	1	7	1	—	—	—	—	—	
44812	Women's clothing stores . . . . .	664	1 651	7 183	62	17	14	25	6	—	—	—	—	—	
448120	Women's clothing stores . . . . .	664	1 651	7 183	62	17	14	25	6	—	—	—	—	—	
44813	Children's & infants' clothing stores . . . . .	211	581	2 516	13	4	1	3	4	1	—	—	—	—	
448130	Children's & infants' clothing stores . . . . .	211	581	2 516	13	4	1	3	4	1	—	—	—	—	
44814	Family clothing stores . . . . .	673	2 182	8 759	35	11	2	8	10	4	—	—	—	—	
448140	Family clothing stores . . . . .	673	2 182	8 759	35	11	2	8	10	4	—	—	—	—	
44819	Other clothing stores . . . . .	232	801	3 309	31	18	4	5	4	—	—	—	—	—	
448190	Other clothing stores . . . . .	232	801	3 309	31	18	4	5	4	—	—	—	—	—	
4482	Shoe stores . . . . .	386	1 194	5 404	54	18	26	8	2	—	—	—	—	—	
44821	Shoe stores . . . . .	386	1 194	5 404	54	18	26	8	2	—	—	—	—	—	
448210	Shoe stores . . . . .	386	1 194	5 404	54	18	26	8	2	—	—	—	—	—	
4483	Jewelry, luggage & leather goods stores . . . . .	442	2 550	10 103	63	22	24	15	2	—	—	—	—	—	
44831	Jewelry stores . . . . .	(E)	(D)	(D)	61	21	23	15	2	—	—	—	—	—	

See footnotes at end of table.

**Table 6. Counties—Employees, Payroll, and Establishments by Industry: 2001—Con.**

[Excludes most government employees, railroad employees, and self-employed persons. Size class 1 to 4 includes establishments with payroll, but no employees, during mid-March pay period. (D) denotes figures withheld to avoid disclosing data for individual companies; the data are included in broader industry totals. Detailed industries with 100 or more employees are shown if industry was not a (D). For explanation of terms, abbreviations, and data reliability/comparability, see introductory text]

NAICS code	Industry	Number of employees for week including March 12	Payroll (\$1,000)		Total number of establishments	Number of establishments by employment-size class								
			First quarter	Annual		1 to 4	5 to 9	10 to 19	20 to 49	50 to 99	100 to 249	250 to 499	500 to 999	1,000 or more
<b>NEW CASTLE—Con.</b>														
<b>44-45 Retail trade—Con.</b>														
451	Sporting goods, hobby, book & music stores . . . . .	1 698	5 760	24 619	141	68	27	22	15	8	1	—	—	—
4511	Sporting goods, hobby, musical instrument stores . . . . .	1 166	3 881	17 285	89	43	14	15	11	5	1	—	—	—
45111	Sporting goods stores . . . . .	523	1 992	8 756	53	30	9	7	4	3	—	—	—	—
451110	Sporting goods stores . . . . .	523	1 992	8 756	53	30	9	7	4	3	—	—	—	—
45112	Hobby, toy & game stores . . . . .	472	1 224	5 869	19	5	3	4	4	2	1	—	—	—
451120	Hobby, toy & game stores . . . . .	472	1 224	5 869	19	5	3	4	4	2	1	—	—	—
45113	Sewing, needlework & piece goods stores . . .	110	344	1 280	11	6	—	3	2	—	—	—	—	—
451130	Sewing, needlework & piece goods stores . .	110	344	1 280	11	6	—	3	2	—	—	—	—	—
4512	Book, periodical & music stores . . . . .	532	1 879	7 334	52	25	13	7	4	3	—	—	—	—
45121	Book stores & news dealers . . . . .	409	1 533	5 873	37	18	9	4	3	3	—	—	—	—
45122	Prerecorded tape, CD & record stores . . . . .	123	346	1 461	15	7	4	3	1	—	—	—	—	—
451220	Prerecorded tape, CD & record stores . . . . .	123	346	1 461	15	7	4	3	1	—	—	—	—	—
452	General merchandise stores . . . . .	5 095	19 147	84 020	61	10	10	12	4	3	13	9	—	—
4521	Department stores . . . . .	3 988	14 560	64 441	21	1	—	—	—	1	11	8	—	—
45211	Department stores . . . . .	3 988	14 560	64 441	21	1	—	—	—	1	11	8	—	—
452110	Department stores . . . . .	3 988	14 560	64 441	21	1	—	—	—	1	11	8	—	—
4529	Other general merchandise stores . . . . .	1 107	4 587	19 579	40	9	10	12	4	2	2	1	—	—
45291	Warehouse clubs & superstores . . . . .	(E)	(D)	(D)	2	—	—	—	—	—	2	—	—	—
45299	All other general merchandise stores . . . . .	(F)	(D)	(D)	38	9	10	12	4	2	—	1	—	—
453	Miscellaneous store retailers . . . . .	2 023	8 200	32 956	239	119	46	44	28	2	—	—	—	—
4531	Florists . . . . .	324	1 173	4 921	37	15	13	4	5	—	—	—	—	—
45311	Florists . . . . .	324	1 173	4 921	37	15	13	4	5	—	—	—	—	—
453110	Florists . . . . .	324	1 173	4 921	37	15	13	4	5	—	—	—	—	—
4532	Office supplies, stationery & gift stores . . . . .	728	2 350	9 755	79	39	15	12	13	—	—	—	—	—
45321	Office supplies & stationery stores . . . . .	205	977	3 890	14	8	—	1	5	—	—	—	—	—
453210	Office supplies & stationery stores . . . . .	205	977	3 890	14	8	—	1	5	—	—	—	—	—
45322	Gift, novelty & souvenir stores . . . . .	523	1 373	5 865	65	31	15	11	8	—	—	—	—	—
453220	Gift, novelty & souvenir stores . . . . .	523	1 373	5 865	65	31	15	11	8	—	—	—	—	—
4533	Used merchandise stores . . . . .	172	1 130	3 082	29	18	2	8	1	—	—	—	—	—
45331	Used merchandise stores . . . . .	172	1 130	3 082	29	18	2	8	1	—	—	—	—	—
453310	Used merchandise stores . . . . .	172	1 130	3 082	29	18	2	8	1	—	—	—	—	—
4539	Other miscellaneous store retailers . . . . .	799	3 547	15 198	94	47	16	20	9	2	—	—	—	—
45391	Pet & pet supplies stores . . . . .	207	581	2 495	22	6	5	9	2	—	—	—	—	—
453910	Pet & pet supplies stores . . . . .	207	581	2 495	22	6	5	9	2	—	—	—	—	—
45399	All other miscellaneous store retailers . . . . .	479	2 349	10 058	55	28	9	11	6	1	—	—	—	—
453998	All other misc store retailers (exc tobacco) .	407	2 146	9 267	43	20	9	8	5	1	—	—	—	—
454	Nonstore retailers . . . . .	881	7 283	29 937	82	48	15	9	6	3	1	—	—	—
4541	Electronic shopping & mail-order houses . . . . .	201	1 956	8 849	25	14	4	5	1	1	—	—	—	—
45411	Electronic shopping & mail-order houses . . . . .	201	1 956	8 849	25	14	4	5	1	1	—	—	—	—
454110	Electronic shopping & mail-order houses . . .	201	1 956	8 849	25	14	4	5	1	1	—	—	—	—
4542	Vending machine operators . . . . .	219	1 462	5 719	6	3	1	—	1	—	1	—	—	—
45421	Vending machine operators . . . . .	219	1 462	5 719	6	3	1	—	1	—	1	—	—	—
454210	Vending machine operators . . . . .	219	1 462	5 719	6	3	1	—	1	—	1	—	—	—
4543	Direct selling establishments . . . . .	461	3 865	15 369	51	31	10	4	4	2	—	—	—	—
45431	Fuel dealers . . . . .	302	2 986	11 737	20	10	4	1	3	2	—	—	—	—
454311	Heating oil dealers . . . . .	229	2 162	8 600	14	7	3	—	2	2	—	—	—	—
45439	Other direct selling establishments . . . . .	159	879	3 632	31	21	6	3	1	—	—	—	—	—
454390	Other direct selling establishments . . . . .	159	879	3 632	31	21	6	3	1	—	—	—	—	—
<b>48-49 Transportation &amp; warehousing . . . . .</b>														
483	Water transportation . . . . .	(C)	(D)	(D)	7	4	—	1	1	—	1	—	—	—
4831	Deep sea, coastal & Great Lakes water trans . .	(C)	(D)	(D)	6	3	—	1	1	—	1	—	—	—
48311	Deep sea, coastal & Great Lakes water trans .	(C)	(D)	(D)	6	3	—	1	1	—	1	—	—	—
484	Truck transportation . . . . .	1 891	16 095	69 003	154	88	15	19	21	11	—	—	—	—
4841	General freight trucking . . . . .	865	7 968	32 110	68	38	5	10	11	4	—	—	—	—
48411	General freight trucking, local . . . . .	112	993	4 054	20	13	3	3	1	—	—	—	—	—
484110	General freight trucking, local . . . . .	112	993	4 054	20	13	3	3	1	—	—	—	—	—
48412	General freight trucking, long-distance . . . . .	753	6 975	28 056	48	25	2	7	10	4	—	—	—	—
484121	General freight trucking, long-distance, TL . .	433	3 947	16 281	36	22	2	4	6	2	—	—	—	—
484122	General freight trucking, long-distance, LTL . . . . .	320	3 028	11 775	12	3	—	3	4	2	—	—	—	—
4842	Specialized freight trucking . . . . .	1 026	8 127	36 893	86	50	10	9	10	7	—	—	—	—
48421	Used household & office goods moving . . . . .	540	3 817	16 378	21	8	—	2	6	5	—	—	—	—
484210	Used household & office goods moving . . . . .	540	3 817	16 378	21	8	—	2	6	5	—	—	—	—
48422	Specialized freight (exc used) trucking, local . .	220	1 710	7 496	45	30	7	6	2	—	—	—	—	—
484220	Specialized freight (exc used) trucking, local . . . . .	220	1 710	7 496	45	30	7	6	2	—	—	—	—	—
48423	Specialized freight (exc used) trucking, LDist . .	266	2 600	13 019	20	12	3	1	2	2	—	—	—	—
484230	Specialized freight (exc used) trucking, LDist . . . . .	266	2 600	13 019	20	12	3	1	2	2	—	—	—	—
485	Transit & ground passenger transportation . . . . .	1 246	7 242	31 209	41	15	9	6	4	4	2	1	—	—
4851	Urban transit systems . . . . .	(E)	(D)	(D)	3	—	1	—	—	1	—	1	—	—
48511	Urban transit systems . . . . .	(E)	(D)	(D)	3	—	1	—	—	1	—	1	—	—
4853	Taxi & limousine service . . . . .	262	1 117	4 918	18	5	6	4	2	1	—	—	—	—
48532	Limousine service . . . . .	262	1 117	4 918	18	5	6	4	2	1	—	—	—	—
485320	Limousine service . . . . .	262	1 117	4 918	18	5	6	4	2	1	—	—	—	—
4854	School & employee bus transportation . . . . .	444	1 616	6 938	12	5	—	2	2	2	1	—	—	—
48541	School & employee bus transportation . . . . .	444	1 616	6 938	12	5	—	2	2	2	1	—	—	—
485410	School & employee bus transportation . . . . .	444	1 616	6 938	12	5	—	2	2	2	1	—	—	—
4859	Oth transit & ground passenger transportation . .	(C)	(D)	(D)	4	2	1	—	—	—	1	—	—	—
48599	Oth transit & ground passenger transportation . . . . .	(C)	(D)	(D)	4	2	1	—	—	—	1	—	—	—

See footnotes at end of table.

**Table 6. Counties—Employees, Payroll, and Establishments by Industry: 2001—Con.**

[Excludes most government employees, railroad employees, and self-employed persons. Size class 1 to 4 includes establishments with payroll, but no employees, during mid-March pay period. (D) denotes figures withheld to avoid disclosing data for individual companies; the data are included in broader industry totals. Detailed industries with 100 or more employees are shown if industry was not a (D). For explanation of terms, abbreviations, and data reliability/comparability, see introductory text]

NAICS code	Industry	Number of employees for week including March 12	Payroll (\$1,000)		Total number of establishments	Number of establishments by employment-size class									
			First quarter	Annual		1 to 4	5 to 9	10 to 19	20 to 49	50 to 99	100 to 249	250 to 499	500 to 999	1,000 or more	
<b>NEW CASTLE—Con.</b>															
<b>48-49 Transportation &amp; warehousing—Con.</b>															
488	Transportation support activities .....	710	4 919	21 569	63	33	10	12	6	1	1	-	-	-	
4881	Air transportation support activities .....	(C)	(D)	(D)	11	5	3	2	-	1	-	-	-	-	
48819	Other air transportation support activities .....	(C)	(D)	(D)	9	4	3	1	-	1	-	-	-	-	
4883	Water transportation support activities .....	310	1 752	7 227	13	5	3	2	2	-	1	-	-	-	
48832	Marine cargo handling .....	(E)	(D)	(D)	3	-	-	-	2	-	1	-	-	-	
4885	Freight transportation arrangement .....	100	808	4 069	17	10	2	5	-	-	-	-	-	-	
48851	Freight transportation arrangement .....	100	808	4 069	17	10	2	5	-	-	-	-	-	-	
488510	Freight transportation arrangement .....	100	808	4 069	17	10	2	5	-	-	-	-	-	-	
492	Couriers & messengers .....	664	4 804	20 098	16	4	4	1	2	3	2	-	-	-	
4921	Couriers .....	(E)	(D)	(D)	8	2	2	1	1	1	1	-	-	-	
49211	Couriers .....	(E)	(D)	(D)	8	2	2	1	1	1	1	-	-	-	
4922	Local messengers & local delivery .....	(E)	(D)	(D)	8	2	2	-	1	2	1	-	-	-	
49221	Local messengers & local delivery .....	(E)	(D)	(D)	8	2	2	-	1	2	1	-	-	-	
493	Warehousing & storage .....	365	2 969	12 262	16	5	1	4	4	2	-	-	-	-	
4931	Warehousing & storage .....	365	2 969	12 262	16	5	1	4	4	2	-	-	-	-	
49311	General warehousing & storage .....	(C)	(D)	(D)	10	4	1	3	2	-	-	-	-	-	
49312	Refrigerated warehousing & storage .....	138	1 191	5 559	3	-	-	1	1	1	-	-	-	-	
493120	Refrigerated warehousing & storage .....	138	1 191	5 559	3	-	-	1	1	1	-	-	-	-	
49319	Other warehousing & storage .....	(C)	(D)	(D)	3	1	-	-	1	1	-	-	-	-	
<b>51</b>	<b>Information .....</b>	<b>7 126</b>	<b>94 612</b>	<b>379 230</b>	<b>262</b>	<b>146</b>	<b>35</b>	<b>37</b>	<b>23</b>	<b>11</b>	<b>5</b>	<b>2</b>	<b>2</b>	<b>1</b>	
511	Publishing industries .....	979	9 905	40 243	42	25	8	2	5	1	-	-	1	-	
5111	Newspaper, periodical, book, database publishers .....	(F)	(D)	(D)	22	13	4	-	3	1	-	-	1	-	
51111	Newspaper publishers .....	(F)	(D)	(D)	9	5	1	-	2	-	-	-	1	-	
5112	Software publishers .....	(C)	(D)	(D)	20	12	4	2	2	-	-	-	-	-	
51121	Software publishers .....	(C)	(D)	(D)	20	12	4	2	2	-	-	-	-	-	
512	Motion picture & sound recording industries .....	372	1 949	7 497	35	22	5	3	3	1	1	-	-	-	
5121	Motion picture & video industries .....	(E)	(D)	(D)	29	19	5	1	2	1	1	-	-	-	
51213	Motion picture & video exhibition .....	(E)	(D)	(D)	5	-	-	1	2	1	1	-	-	-	
513	Broadcasting & telecommunications .....	2 814	37 397	137 417	126	64	16	25	10	5	4	1	1	-	
5131	Radio & television broadcasting .....	(E)	(D)	(D)	22	9	2	7	3	1	-	-	-	-	
51311	Radio broadcasting .....	(E)	(D)	(D)	19	8	2	6	2	1	-	-	-	-	
5132	Cable networks & program distribution .....	(F)	(D)	(D)	12	5	-	6	-	-	-	-	1	-	
51322	Cable & other program distribution .....	(F)	(D)	(D)	12	5	-	6	-	-	-	-	1	-	
5133	Telecommunications .....	(G)	(D)	(D)	92	50	14	12	7	4	4	1	-	-	
51331	Wired telecommunications carriers .....	(G)	(D)	(D)	55	29	7	5	6	3	4	1	-	-	
51332	Wireless telecom carriers (exc satellite) .....	139	1 820	6 814	30	18	6	5	1	-	-	-	-	-	
513322	Cellular & other wireless telecommunications .....	102	1 387	5 396	21	13	4	3	1	-	-	-	-	-	
514	Information & data processing services .....	2 961	45 361	194 073	59	35	6	7	5	4	-	1	-	1	
5141	Information services .....	221	1 859	8 785	33	21	4	6	1	1	-	-	-	-	
51419	Other information services .....	121	1 271	6 466	23	14	4	4	1	-	-	-	-	-	
5142	Data processing services .....	2 740	43 502	185 288	26	14	2	1	4	3	-	1	-	1	
51421	Data processing services .....	2 740	43 502	185 288	26	14	2	1	4	3	-	1	-	1	
514210	Data processing services .....	2 740	43 502	185 288	26	14	2	1	4	3	-	1	-	1	
<b>52</b>	<b>Finance &amp; insurance .....</b>	<b>40 354</b>	<b>629 369</b>	<b>2 455 298</b>	<b>1 488</b>	<b>989</b>	<b>195</b>	<b>126</b>	<b>83</b>	<b>29</b>	<b>33</b>	<b>18</b>	<b>11</b>	<b>4</b>	
522	Credit intermediation & related activities .....	29 249	428 605	1 748 488	579	283	110	83	41	17	22	12	8	3	
5221	Depository credit intermediation .....	21 040	336 128	1 419 833	276	101	74	53	15	6	11	8	5	3	
52211	Commercial banking .....	19 081	316 168	1 334 798	196	69	47	40	12	4	10	7	4	3	
522110	Commercial banking .....	19 081	316 168	1 334 798	196	69	47	40	12	4	10	7	4	3	
52212	Savings institutions .....	(G)	(D)	(D)	36	4	20	8	-	2	1	-	1	-	
52213	Credit unions .....	(F)	(D)	(D)	44	28	7	5	3	-	-	1	-	-	
5222	Nondepository credit intermediation .....	7 289	84 146	291 151	240	133	30	25	26	11	9	3	3	-	
52221	Credit card issuing .....	(H)	(D)	(D)	27	3	3	1	5	5	2	3	-	-	
52222	Sales financing .....	1 522	15 443	55 725	64	25	8	13	12	2	4	-	-	-	
522220	Sales financing .....	1 522	15 443	55 725	64	25	8	13	12	2	4	-	-	-	
52229	Other nondepository credit intermediation .....	(G)	(D)	(D)	149	105	19	11	9	4	-	1	-	-	
522291	Consumer lending .....	962	7 377	31 577	56	38	10	1	3	3	-	1	-	-	
522292	Real estate credit .....	433	5 490	24 572	61	39	8	9	4	1	-	-	-	-	
5223	Activities related to credit intermediation .....	920	8 331	37 504	63	49	6	5	-	-	2	1	-	-	
52231	Mortgage & nonmortgage brokers .....	(E)	(D)	(D)	45	36	4	4	-	-	1	-	-	-	
52232	Financial clearinghouse & reserve activities ..	(F)	(D)	(D)	4	1	1	-	-	-	1	1	-	-	
523	Security, commodity contracts & like activity .....	(H)	(D)	(D)	555	472	38	16	18	5	4	-	2	-	
5231	Secrty & comdty contracts intermed & brokerage ..	(F)	(D)	(D)	84	53	10	7	11	2	1	-	-	-	
52312	Securities brokerage .....	785	22 760	70 453	66	38	8	7	10	2	1	-	-	-	
523120	Securities brokerage .....	785	22 760	70 453	66	38	8	7	10	2	1	-	-	-	
5239	Other financial investment activities .....	(H)	(D)	(D)	471	419	28	9	7	3	3	-	2	-	
52391	Miscellaneous intermediation .....	(E)	(D)	(D)	182	173	8	1	-	-	-	-	-	-	
52392	Portfolio management .....	(G)	(D)	(D)	89	66	8	4	5	2	2	-	2	-	
52393	Investment advice .....	486	35 864	86 862	174	162	7	2	1	1	1	-	-	-	
523930	Investment advice .....	486	35 864	86 862	174	162	7	2	1	1	1	-	-	-	
52399	All other financial investment activities .....	(C)	(D)	(D)	26	18	5	2	1	-	-	-	-	-	

See footnotes at end of table.

**Table 6. Counties—Employees, Payroll, and Establishments by Industry: 2001—Con.**

[Excludes most government employees, railroad employees, and self-employed persons. Size class 1 to 4 includes establishments with payroll, but no employees, during mid-March pay period. (D) denotes figures withheld to avoid disclosing data for individual companies; the data are included in broader industry totals. Detailed industries with 100 or more employees are shown if industry was not a (D). For explanation of terms, abbreviations, and data reliability/comparability, see introductory text]

NAICS code	Industry	Number of employees for week including March 12	Payroll (\$1,000)		Total number of establishments	Number of establishments by employment-size class									
			First quarter	Annual		1 to 4	5 to 9	10 to 19	20 to 49	50 to 99	100 to 249	250 to 499	500 to 999	1,000 or more	
<b>NEW CASTLE—Con.</b>															
<b>52 Finance &amp; insurance—Con.</b>															
524	Insurance carriers & related activities .....	(I)	(D)	(D)	314	199	45	26	22	7	7	6	1	1	
5241	Insurance carriers .....	6 378	76 652	284 346	98	38	12	12	15	6	7	6	1	1	
52411	Direct life, health, medical insurance carriers .....	4 708	54 270	200 943	48	14	4	6	9	4	5	4	1	1	
52412	Other direct insurance carriers .....	(G)	(D)	(D)	45	20	7	6	6	2	2	2	—	—	
5242	Agencies & other insurance related activities .....	(G)	(D)	(D)	216	161	33	14	7	1	—	—	—	—	
52421	Insurance agencies & brokerages .....	858	8 640	36 023	192	143	32	12	4	1	—	—	—	—	
524210	Insurance agencies & brokerages .....	858	8 640	36 023	192	143	32	12	4	1	—	—	—	—	
52429	Other insurance related activities .....	(C)	(D)	(D)	24	18	1	2	3	—	—	—	—	—	
524292	Insurance & pension funds, third party admin .....	106	900	4 610	9	5	—	1	3	—	—	—	—	—	
525	Funds, trusts, & other financial vehicles (part) .....	(C)	(D)	(D)	40	35	2	1	2	—	—	—	—	—	
5259	Other investment pools & funds .....	(C)	(D)	(D)	40	35	2	1	2	—	—	—	—	—	
<b>53</b>	<b>Real estate &amp; rental &amp; leasing .....</b>	<b>3 704</b>	<b>31 598</b>	<b>134 784</b>	<b>751</b>	<b>550</b>	<b>110</b>	<b>52</b>	<b>33</b>	<b>5</b>	<b>1</b>	—	—	—	
531	Real estate .....	1 974	15 856	69 558	462	352	69	23	14	4	—	—	—	—	
5311	Lessors of real estate .....	968	6 741	29 312	236	186	31	10	7	2	—	—	—	—	
53111	Lessors of residential buildings & dwellings .....	627	3 470	14 846	120	87	20	6	5	2	—	—	—	—	
531110	Lessors of residential buildings & dwellings .....	627	3 470	14 846	120	87	20	6	5	2	—	—	—	—	
53112	Lessors of nonres bldg (exc min Warehouses) .....	251	2 712	11 438	92	79	9	2	2	—	—	—	—	—	
531120	Lessors of nonres bldg (exc min Warehouses) .....	251	2 712	11 438	92	79	9	2	2	—	—	—	—	—	
5312	Offices of real estate agents & brokers .....	426	4 399	19 320	115	88	21	2	3	1	—	—	—	—	
53121	Offices of real estate agents & brokers .....	426	4 399	19 320	115	88	21	2	3	1	—	—	—	—	
531210	Offices of real estate agents & brokers .....	426	4 399	19 320	115	88	21	2	3	1	—	—	—	—	
5313	Activities related to real estate .....	580	4 716	20 926	111	78	17	11	4	1	—	—	—	—	
53131	Real estate property managers .....	463	3 729	16 579	63	37	12	9	4	1	—	—	—	—	
531311	Residential property managers .....	382	3 151	13 873	41	21	8	7	4	1	—	—	—	—	
532	Rental & leasing services .....	(G)	(D)	(D)	123	44	36	26	17	—	—	—	—	—	
5321	Automotive equipment rental & leasing .....	(C)	(D)	(D)	22	12	5	1	4	—	—	—	—	—	
53212	Truck, utility trailer & RV rental & leasing .....	135	1 249	3 782	11	6	1	—	4	—	—	—	—	—	
532120	Truck, utility trailer & RV rental & leasing .....	135	1 249	3 782	11	6	1	—	4	—	—	—	—	—	
5322	Consumer goods rental .....	566	2 217	9 788	55	20	11	15	9	—	—	—	—	—	
53223	Video tape & disc rental .....	326	681	2 840	31	8	6	12	5	—	—	—	—	—	
532230	Video tape & disc rental .....	326	681	2 840	31	8	6	12	5	—	—	—	—	—	
53229	Other consumer goods rental .....	176	1 169	5 180	17	10	1	3	3	—	—	—	—	—	
5324	Commercial, industrial equip rental & leasing .....	313	4 501	15 676	34	10	12	9	3	—	—	—	—	—	
53241	Const, trans, mining equip rental & leasing .....	(C)	(D)	(D)	19	6	8	4	1	—	—	—	—	—	
53249	Oth commercial, industrial equip rental, lease .....	(C)	(D)	(D)	13	3	4	4	2	—	—	—	—	—	
533	Lessors of other nonfinancial intangible asset .....	(F)	(D)	(D)	166	154	5	3	2	1	1	—	—	—	
5331	Lessors of other nonfinancial intangible asset .....	(F)	(D)	(D)	166	154	5	3	2	1	1	—	—	—	
53311	Lessors of other nonfinancial intangible asset .....	(F)	(D)	(D)	166	154	5	3	2	1	1	—	—	—	
<b>54</b>	<b>Professional, scientific &amp; technical services .....</b>	<b>16 228</b>	<b>216 183</b>	<b>969 949</b>	<b>1 738</b>	<b>1 193</b>	<b>232</b>	<b>158</b>	<b>99</b>	<b>30</b>	<b>18</b>	<b>7</b>	<b>1</b>	—	
541	Professional, scientific & technical services .....	16 228	216 183	969 949	1 738	1 193	232	158	99	30	18	7	1	—	
5411	Legal services .....	2 965	44 977	229 745	276	150	55	37	25	3	6	—	—	—	
54111	Offices of lawyers .....	2 946	44 886	229 120	262	137	54	37	25	3	6	—	—	—	
541110	Offices of lawyers .....	2 946	44 886	229 120	262	137	54	37	25	3	6	—	—	—	
5412	Accounting, tax prep, bookkeep, payroll services .....	1 849	16 327	65 749	200	133	29	18	10	7	2	1	—	—	
54121	Accounting, tax prep, bookkeep, payroll services .....	1 849	16 327	65 749	200	133	29	18	10	7	2	1	—	—	
541211	Offices of certified public accountants .....	792	9 044	39 351	90	56	14	9	7	4	—	—	—	—	
541219	Other accounting services .....	461	4 310	16 263	68	52	6	4	3	2	1	—	—	—	
5413	Architectural, engineering & related services .....	2 343	27 800	128 230	223	128	39	26	20	8	1	1	—	—	
54131	Architectural services .....	227	2 746	12 011	30	12	9	8	1	—	—	—	—	—	
541310	Architectural services .....	227	2 746	12 011	30	12	9	8	1	—	—	—	—	—	
54133	Engineering services .....	1 614	21 014	97 670	134	83	16	14	12	8	—	1	—	—	
541330	Engineering services .....	1 614	21 014	97 670	134	83	16	14	12	8	—	1	—	—	
54138	Testing laboratories .....	(E)	(D)	(D)	22	8	5	4	4	—	1	—	—	—	
5414	Specialized design services .....	478	5 058	23 344	79	63	7	6	2	—	1	—	—	—	
54141	Interior design services .....	132	1 121	4 562	27	20	4	2	1	—	—	—	—	—	
541410	Interior design services .....	132	1 121	4 562	27	20	4	2	1	—	—	—	—	—	
54142	Industrial design services .....	(C)	(D)	(D)	3	—	—	1	1	—	1	—	—	—	
54143	Graphic design services .....	128	1 189	4 865	47	41	3	3	—	—	—	—	—	—	
541430	Graphic design services .....	128	1 189	4 865	47	41	3	3	—	—	—	—	—	—	
5415	Computer systems design & related services .....	4 463	74 346	315 895	384	288	35	31	16	4	6	3	1	—	
54151	Computer systems design & related services .....	4 463	74 346	315 895	384	288	35	31	16	4	6	3	1	—	
541511	Custom computer programming services .....	2 626	38 770	173 980	169	130	15	11	6	2	2	2	1	—	
541512	Computer systems design services .....	1 319	23 138	98 545	138	97	12	15	8	2	4	—	—	—	
5416	Management, sci & tech consulting services .....	1 525	24 735	102 143	340	280	35	14	9	1	—	1	—	—	
54161	Management consulting services .....	1 090	18 037	75 994	230	193	24	7	4	1	—	1	—	—	
541611	Admin & gen management consulting services .....	786	13 598	56 344	95	77	8	5	3	1	—	1	—	—	
541613	Marketing consulting services .....	123	2 153	8 893	61	53	7	1	—	—	—	—	—	—	
54162	Environmental consulting services .....	258	2 616	11 620	30	18	3	5	4	—	—	—	—	—	
541620	Environmental consulting services .....	258	2 616	11 620	30	18	3	5	4	—	—	—	—	—	
54169	Oth scientific & technical consulting services .....	177	4 082	14 529	80	69	8	2	1	—	—	—	—	—	
541690	Oth scientific & technical consulting services .....	177	4 082	14 529	80	69	8	2	1	—	—	—	—	—	
5417	Scientific R&D services .....	636	6 561	35 714	35	17	9	7	1	—	—	1	—	—	
54171	R&D in physical, engineering & life sciences .....	(F)	(D)	(D)	31	14	9	6	1	—	—	1	—	—	

See footnotes at end of table.

**Table 6. Counties—Employees, Payroll, and Establishments by Industry: 2001—Con.**

[Excludes most government employees, railroad employees, and self-employed persons. Size class 1 to 4 includes establishments with payroll, but no employees, during mid-March pay period. (D) denotes figures withheld to avoid disclosing data for individual companies; the data are included in broader industry totals. Detailed industries with 100 or more employees are shown if industry was not a (D). For explanation of terms, abbreviations, and data reliability/comparability, see introductory text]

NAICS code	Industry	Number of employees for week including March 12	Payroll (\$1,000)		Total number of establishments	Number of establishments by employment-size class								
			First quarter	Annual		1 to 4	5 to 9	10 to 19	20 to 49	50 to 99	100 to 249	250 to 499	500 to 999	1,000 or more
<b>NEW CASTLE—Con.</b>														
<b>54</b>	<b>Professional, scientific &amp; technical services—Con.</b>													
541	Professional, scientific & technical services—Con.													
5418	Advertising & related services	863	9 638	39 845	69	50	7	4	4	2	2	—	—	—
54181	Advertising agencies	240	3 878	13 289	29	20	2	4	2	1	—	—	—	—
541810	Advertising agencies	240	3 878	13 289	29	20	2	4	2	1	—	—	—	—
54184	Media representatives	(C)	(D)	(D)	4	2	1	—	—	—	1	—	—	—
54186	Direct mail advertising	(E)	(D)	(D)	11	6	—	—	1	1	1	—	—	—
5419	Oth professional, scientific, technical services	1 106	6 741	29 284	132	84	16	15	12	5	—	—	—	—
54191	Marketing research & public opinion polling	(C)	(D)	(D)	9	6	1	—	1	1	—	—	—	—
54192	Photographic services	(C)	(D)	(D)	30	24	4	1	1	—	—	—	—	—
54194	Veterinary services	458	2 694	11 859	32	11	2	11	6	2	—	—	—	—
541940	Veterinary services	458	2 694	11 859	32	11	2	11	6	2	—	—	—	—
54199	All oth prof, scientific & technical services	381	1 797	7 360	57	40	8	3	4	2	—	—	—	—
541990	All oth prof, scientific & technical services	381	1 797	7 360	57	40	8	3	4	2	—	—	—	—
<b>55</b>	<b>Management of companies &amp; enterprises</b>	<b>19 049</b>	<b>456 882</b>	<b>1 285 080</b>	<b>2 062</b>	<b>1 937</b>	<b>49</b>	<b>24</b>	<b>20</b>	<b>11</b>	<b>7</b>	<b>3</b>	<b>6</b>	<b>5</b>
551	Management of companies & enterprises	19 049	456 882	1 285 080	2 062	1 937	49	24	20	11	7	3	6	5
5511	Management of companies & enterprises	19 049	456 882	1 285 080	2 062	1 937	49	24	20	11	7	3	6	5
551114	Management of companies & enterprises—Corp, subsidiary & regional managing offices	19 049	456 882	1 285 080	2 062	1 937	49	24	20	11	7	3	6	5
551114	Corp, subsidiary & regional managing offices	13 597	406 334	1 096 958	99	37	15	11	14	5	6	2	5	4
<b>56</b>	<b>Admin, support, waste mgt, remediation services</b>	<b>24 547</b>	<b>151 149</b>	<b>617 104</b>	<b>885</b>	<b>482</b>	<b>117</b>	<b>107</b>	<b>85</b>	<b>32</b>	<b>38</b>	<b>18</b>	<b>5</b>	<b>1</b>
561	Administrative & support services	23 900	144 996	592 007	852	469	110	101	81	30	37	18	5	1
5611	Office administrative services	1 943	26 391	102 418	88	56	6	10	9	4	1	1	1	—
56111	Office administrative services	1 943	26 391	102 418	88	56	6	10	9	4	1	1	1	—
561110	Office administrative services	1 943	26 391	102 418	88	56	6	10	9	4	1	1	1	—
5612	Facilities support services	(F)	(D)	(D)	5	3	—	—	1	—	—	—	1	—
56121	Facilities support services	(F)	(D)	(D)	5	3	—	—	1	—	—	—	1	—
5613	Employment services	8 630	46 333	174 869	126	42	9	13	24	11	18	8	—	1
56131	Employment placement agencies	835	3 342	13 784	29	15	4	4	2	1	3	—	—	—
561310	Employment placement agencies	835	3 342	13 784	29	15	4	4	2	1	3	—	—	—
56132	Temporary help services	7 619	42 273	157 836	88	23	4	7	21	9	15	8	—	1
561320	Temporary help services	7 619	42 273	157 836	88	23	4	7	21	9	15	8	—	1
56133	Employee leasing services	176	718	3 249	9	4	1	2	1	1	—	—	—	—
561330	Employee leasing services	176	718	3 249	9	4	1	2	1	1	—	—	—	—
5614	Business support services	2 237	14 153	58 022	85	48	12	9	5	5	3	3	—	—
56142	Telephone call centers	(F)	(D)	(D)	10	3	1	1	—	2	2	1	—	—
561422	Telemarketing bureaus	776	2 914	11 805	5	—	—	1	—	1	2	1	—	—
56143	Business service centers	(C)	(D)	(D)	25	15	4	4	1	1	—	—	—	—
56144	Collection agencies	930	6 653	27 878	24	10	5	4	2	1	—	—	—	—
561440	Collection agencies	930	6 653	27 878	24	10	5	4	2	1	—	—	—	—
56145	Credit bureaus	(C)	(D)	(D)	4	2	—	—	1	1	—	—	—	—
56149	Other business support services	(C)	(D)	(D)	15	11	2	—	1	—	1	—	—	—
5615	Travel arrangement & reservation services	(F)	(D)	(D)	69	37	12	11	6	1	2	—	—	—
56151	Travel agencies	514	5 229	17 151	49	29	8	7	3	—	2	—	—	—
561510	Travel agencies	514	5 229	17 151	49	29	8	7	3	—	2	—	—	—
56159	Oth travel arrangement & reservation services	(C)	(D)	(D)	13	4	3	3	3	—	—	—	—	—
5616	Investigation & security services	2 369	12 214	49 888	50	23	5	5	5	4	5	3	—	—
56161	Investigation, guard & armored car services	2 004	9 320	38 503	28	13	1	3	1	2	5	3	—	—
56162	Security systems services	365	2 894	11 385	22	10	4	2	4	2	—	—	—	—
561621	Security systems services (except locksmiths)	345	2 730	10 648	16	6	2	2	4	2	—	—	—	—
5617	Services to buildings & dwellings	4 702	16 129	77 149	353	212	57	45	27	3	7	—	2	—
56171	Exterminating & pest control services	189	1 268	5 511	14	4	3	3	—	—	—	—	—	—
561710	Exterminating & pest control services	189	1 268	5 511	14	4	3	3	—	—	—	—	—	—
56172	Janitorial services	3 202	8 769	38 074	153	84	30	16	14	2	5	—	2	—
561720	Janitorial services	3 202	8 769	38 074	153	84	30	16	14	2	5	—	2	—
56173	Landscaping services	1 107	5 082	27 630	151	99	22	19	8	1	2	—	—	—
561730	Landscaping services	1 107	5 082	27 630	151	99	22	19	8	1	2	—	—	—
56174	Carpet & upholstery cleaning services	167	895	4 802	17	10	—	5	2	—	—	—	—	—
561740	Carpet & upholstery cleaning services	167	895	4 802	17	10	—	5	2	—	—	—	—	—
5619	Other support services	2 301	19 416	89 258	76	48	9	7	5	2	1	3	1	—
56192	Convention & trade show organizers	(C)	(D)	(D)	8	6	—	—	1	—	1	—	—	—
56199	All other support services	(G)	(D)	(D)	60	41	6	3	4	2	—	3	1	—
562	Waste management & remediation services	647	6 153	25 097	33	13	7	6	4	2	1	—	—	—
5621	Waste collection	420	4 136	16 347	15	5	4	3	1	1	1	—	—	—
56211	Waste collection	420	4 136	16 347	15	5	4	3	1	1	1	—	—	—
5629	Remediation & oth waste management services	(C)	(D)	(D)	14	7	1	2	3	1	—	—	—	—
56291	Remediation services	135	1 093	4 375	6	2	—	1	2	1	—	—	—	—
562910	Remediation services	135	1 093	4 375	6	2	—	1	2	1	—	—	—	—
<b>61</b>	<b>Educational services</b>	<b>5 478</b>	<b>32 790</b>	<b>133 429</b>	<b>171</b>	<b>70</b>	<b>24</b>	<b>23</b>	<b>24</b>	<b>13</b>	<b>15</b>	<b>1</b>	<b>1</b>	<b>—</b>
611	Educational services	5 478	32 790	133 429	171	70	24	23	24	13	15	1	1	—
6111	Elementary & secondary schools	2 969	18 288	74 495	45	4	2	8	9	9	13	—	—	—
61111	Elementary & secondary schools	2 969	18 288	74 495	45	4	2	8	9	9	13	—	—	—
611110	Elementary & secondary schools	2 969	18 288	74 495	45	4	2	8	9	9	13	—	—	—
6112	Junior colleges	(C)	(D)	(D)	1	—	—	—	—	—	1	—	—	—
61121	Junior colleges	(C)	(D)	(D)	1	—	—	—	—	—	1	—	—	—
6113	Colleges, universities & professional schools	(G)	(D)	(D)	3	—	—	—	1	—	—	1	1	—
61131	Colleges, universities & professional schools	(G)	(D)	(D)	3	—	—	—	1	—	—	1	1	—
6114	Business schools & computer & mgt training	(C)	(D)	(D)	18	10	2	4	2	—	—	—	—	—
6115	Technical & trade schools	204	2 070	8 176	13	7	3	2	—	—	1	—	—	—
61151	Technical & trade schools	204	2 070	8 176	13	7	3	2	—	—	1	—	—	—

See footnotes at end of table.



**Table 6. Counties—Employees, Payroll, and Establishments by Industry: 2001—Con.**

[Excludes most government employees, railroad employees, and self-employed persons. Size class 1 to 4 includes establishments with payroll, but no employees, during mid-March pay period. (D) denotes figures withheld to avoid disclosing data for individual companies; the data are included in broader industry totals. Detailed industries with 100 or more employees are shown if industry was not a (D). For explanation of terms, abbreviations, and data reliability/comparability, see introductory text]

NAICS code	Industry	Number of employees for week including March 12	Payroll (\$1,000)		Total number of establishments	Number of establishments by employment-size class								
			First quarter	Annual		1 to 4	5 to 9	10 to 19	20 to 49	50 to 99	100 to 249	250 to 499	500 to 999	1,000 or more
<b>NEW CASTLE—Con.</b>														
<b>61</b>	<b>Educational services—Con.</b>													
611	Educational services—Con.													
6116	Other schools & instruction	830	3 172	13 044	77	40	15	7	11	4	—	—	—	
61161	Fine arts schools	272	955	3 820	23	13	4	2	2	—	—	—	—	
611610	Fine arts schools	272	955	3 820	23	13	4	2	2	—	—	—	—	
61169	All other schools & instruction	458	1 906	7 885	33	12	8	4	7	2	—	—	—	
<b>62</b>	<b>Health care and social assistance</b>	<b>31 285</b>	<b>261 931</b>	<b>1 162 779</b>	<b>1 298</b>	<b>536</b>	<b>301</b>	<b>239</b>	<b>131</b>	<b>50</b>	<b>31</b>	<b>3</b>	<b>3</b>	<b>4</b>
621	Ambulatory health care services	10 359	113 735	529 102	910	414	246	148	71	23	5	2	1	—
6211	Offices of physicians	3 901	53 791	266 044	427	202	113	71	28	12	1	—	—	—
62111	Offices of physicians	3 901	53 791	266 044	427	202	113	71	28	12	1	—	—	—
621111	Offices of physicians (exc mental health)	3 727	52 522	259 948	406	185	111	71	28	10	1	—	—	—
621112	Offices of physicians, mental health	174	1 269	6 096	21	17	2	—	—	2	—	—	—	—
6212	Offices of dentists	1 551	16 301	80 119	172	36	73	52	11	—	—	—	—	—
62121	Offices of dentists	1 551	16 301	80 119	172	36	73	52	11	—	—	—	—	—
621210	Offices of dentists	1 551	16 301	80 119	172	36	73	52	11	—	—	—	—	—
6213	Offices of other health practitioners	901	6 847	31 057	171	114	36	16	3	2	—	—	—	—
62131	Offices of chiropractors	181	1 414	7 052	50	36	11	3	—	—	—	—	—	—
621310	Offices of chiropractors	181	1 414	7 052	50	36	11	3	—	—	—	—	—	—
62132	Offices of optometrists	136	943	4 644	25	15	7	2	1	—	—	—	—	—
621320	Offices of optometrists	136	943	4 644	25	15	7	2	1	—	—	—	—	—
62134	Offices of PT, OT, speech therapy & audiology	380	3 010	12 805	52	32	12	5	1	2	—	—	—	—
621340	Offices of PT, OT, speech therapy & audiology	380	3 010	12 805	52	32	12	5	1	2	—	—	—	—
62139	Offices of all other health practitioners	141	921	4 445	28	17	6	5	—	—	—	—	—	—
6214	Outpatient care centers	1 653	21 363	86 363	50	12	11	5	19	2	—	—	1	—
62142	Outpatient mental health, substance abuse ctrs	240	1 386	6 125	14	4	4	1	4	1	—	—	—	—
621420	Outpatient mental health, substance abuse ctrs	240	1 386	6 125	14	4	4	1	4	1	—	—	—	—
62149	Other outpatient care centers	1 319	19 558	78 657	30	6	6	3	13	1	—	—	1	—
6215	Medical & diagnostic laboratories	446	5 244	23 195	54	33	13	1	5	2	—	—	—	—
62151	Medical & diagnostic laboratories	446	5 244	23 195	54	33	13	1	5	2	—	—	—	—
6216	Home health care services	1 726	8 909	36 950	25	9	—	1	5	5	3	2	—	—
62161	Home health care services	1 726	8 909	36 950	25	9	—	1	5	5	3	2	—	—
621610	Home health care services	1 726	8 909	36 950	25	9	—	1	5	5	3	2	—	—
6219	Other ambulatory health care services	181	1 280	5 374	11	8	—	2	—	—	1	—	—	—
62199	All other ambulatory health care services	(C)	(D)	(D)	9	6	—	2	—	—	1	—	—	—
622	Hospitals	(J)	(D)	(D)	10	1	—	—	—	1	2	—	2	4
6221	General medical & surgical hospitals	10 456	96 852	418 957	8	1	—	—	—	—	2	—	1	4
62211	General medical & surgical hospitals	10 456	96 852	418 957	8	1	—	—	—	—	2	—	1	4
622110	General medical & surgical hospitals	10 456	96 852	418 957	8	1	—	—	—	—	2	—	1	4
6222	Psychiatric & substance abuse hospitals	(F)	(D)	(D)	1	—	—	—	—	—	—	—	1	—
62221	Psychiatric & substance abuse hospitals	(F)	(D)	(D)	1	—	—	—	—	—	—	—	1	—
623	Nursing & residential care facilities	4 701	24 420	105 935	82	26	2	11	8	15	19	1	—	—
6231	Nursing care facilities	2 201	12 298	53 601	20	4	—	—	—	2	14	—	—	—
62311	Nursing care facilities	2 201	12 298	53 601	20	4	—	—	—	2	14	—	—	—
623110	Nursing care facilities	2 201	12 298	53 601	20	4	—	—	—	2	14	—	—	—
6232	Residential mental retardation, health facil	(E)	(D)	(D)	25	14	1	5	1	4	—	—	—	—
62321	Residential mental retardation facilities	(E)	(D)	(D)	10	3	—	3	—	4	—	—	—	—
62322	Residential mental health, subst abuse facil	(C)	(D)	(D)	15	11	1	2	1	—	—	—	—	—
6233	Community care facilities for the elderly	1 877	8 397	36 413	25	5	1	2	2	9	5	1	—	—
62331	Community care facilities for the elderly	1 877	8 397	36 413	25	5	1	2	2	9	5	1	—	—
6239	Other residential care facilities	(C)	(D)	(D)	12	3	—	4	5	—	—	—	—	—
62399	Other residential care facilities	(C)	(D)	(D)	12	3	—	4	5	—	—	—	—	—
624	Social assistance	(H)	(D)	(D)	296	95	53	80	52	11	5	—	—	—
6241	Individual & family services	1 660	7 861	32 628	103	39	20	23	14	5	2	—	—	—
62411	Child & youth services	110	717	3 048	18	12	2	3	1	—	—	—	—	—
624110	Child & youth services	110	717	3 048	18	12	2	3	1	—	—	—	—	—
62412	Services for elderly & disabled persons	264	1 044	4 307	23	6	8	7	1	1	—	—	—	—
624120	Services for elderly & disabled persons	264	1 044	4 307	23	6	8	7	1	1	—	—	—	—
62419	Other individual & family services	1 286	6 100	25 273	62	21	10	13	12	4	2	—	—	—
624190	Other individual & family services	1 286	6 100	25 273	62	21	10	13	12	4	2	—	—	—
6242	Community, emergency & other relief services	(E)	(D)	(D)	17	6	1	4	6	—	—	—	—	—
62422	Community housing services	125	533	2 549	12	5	1	4	2	—	—	—	—	—
624221	Temporary shelters	100	333	1 362	7	1	1	3	2	—	—	—	—	—
6243	Vocational rehabilitation services	783	3 379	13 449	18	7	2	3	3	—	3	—	—	—
62431	Vocational rehabilitation services	783	3 379	13 449	18	7	2	3	3	—	3	—	—	—
624310	Vocational rehabilitation services	783	3 379	13 449	18	7	2	3	3	—	3	—	—	—
6244	Child day care services	2 281	7 656	30 967	158	43	30	50	29	6	—	—	—	—
62441	Child day care services	2 281	7 656	30 967	158	43	30	50	29	6	—	—	—	—
624410	Child day care services	2 281	7 656	30 967	158	43	30	50	29	6	—	—	—	—
<b>71</b>	<b>Arts, entertainment &amp; recreation</b>	<b>5 698</b>	<b>32 075</b>	<b>148 274</b>	<b>200</b>	<b>104</b>	<b>25</b>	<b>27</b>	<b>27</b>	<b>6</b>	<b>6</b>	<b>3</b>	<b>1</b>	<b>1</b>
711	Performing arts, spectator sports & related industries	2 483	17 149	84 489	62	41	8	3	4	2	2	1	—	1
7111	Performing arts companies	(F)	(D)	(D)	19	9	4	1	1	1	2	1	—	—
71111	Theater companies & dinner theaters	(F)	(D)	(D)	10	3	3	—	1	1	1	1	—	—
71113	Musical groups & artists	(C)	(D)	(D)	7	4	1	—	—	—	1	—	—	—
7112	Spectator sports	(G)	(D)	(D)	17	13	—	2	1	—	—	—	—	1
71121	Spectator sports	(G)	(D)	(D)	17	13	—	2	1	—	—	—	—	1
712	Museums, historical sites & like institutions	955	5 155	21 585	18	8	1	2	4	1	1	—	1	—
7121	Museums, historical sites & like institutions	955	5 155	21 585	18	8	1	2	4	1	1	—	1	—
71211	Museums	(F)	(D)	(D)	11	3	—	2	3	1	1	—	1	—

See footnotes at end of table.

**Table 6. Counties—Employees, Payroll, and Establishments by Industry: 2001—Con.**

[Excludes most government employees, railroad employees, and self-employed persons. Size class 1 to 4 includes establishments with payroll, but no employees, during mid-March pay period. (D) denotes figures withheld to avoid disclosing data for individual companies; the data are included in broader industry totals. Detailed industries with 100 or more employees are shown if industry was not a (D). For explanation of terms, abbreviations, and data reliability/comparability, see introductory text]

NAICS code	Industry	Number of employees for week including March 12	Payroll (\$1,000)		Total number of establishments	Number of establishments by employment-size class									
			First quarter	Annual		1 to 4	5 to 9	10 to 19	20 to 49	50 to 99	100 to 249	250 to 499	500 to 999	1,000 or more	
<b>NEW CASTLE—Con.</b>															
<b>71 Arts, entertainment &amp; recreation—Con.</b>															
713	Amusement, gambling & recreation industries . . . . .	2 260	9 771	42 200	120	55	16	22	19	3	3	2	—	—	
7139	Other amusement & recreation industries . . . . .	2 244	9 741	42 037	115	51	16	21	19	3	3	2	—	—	
71391	Golf courses & country clubs . . . . .	967	4 417	20 786	19	4	1	5	4	2	2	1	—	—	
713910	Golf courses & country clubs . . . . .	967	4 417	20 786	19	4	1	5	4	2	2	1	—	—	
71393	Marinas . . . . .	(E)	(D)	(D)	4	1	—	1	1	—	—	1	—	—	
71394	Fitness & recreational sports centers . . . . .	633	1 559	6 714	60	29	11	11	8	—	1	—	—	—	
713940	Fitness & recreational sports centers . . . . .	633	1 559	6 714	60	29	11	11	8	—	1	—	—	—	
71395	Bowling centers . . . . .	(C)	(D)	(D)	9	1	2	1	4	1	—	—	—	—	
71399	All other amusement & recreation industries . . . . .	116	467	2 519	23	16	2	3	2	—	—	—	—	—	
713990	All other amusement & recreation industries . . . . .	116	467	2 519	23	16	2	3	2	—	—	—	—	—	
<b>72 Accommodation &amp; food services</b>															
72	Accommodation . . . . .	18 000	61 283	248 900	956	327	176	166	195	76	13	3	—	—	
721	Traveler accommodation . . . . .	1 978	12 768	47 530	59	21	6	12	10	6	2	2	—	—	
7211	Hotels (exc casino hotels) & motels . . . . .	(G)	(D)	(D)	57	19	6	12	10	6	2	2	—	—	
72111	Hotels (exc casino hotels) & motels . . . . .	(G)	(D)	(D)	55	18	6	12	10	5	2	2	—	—	
722	Food services & drinking places . . . . .	16 022	48 515	201 370	897	306	170	154	185	70	11	1	—	—	
7221	Full-service restaurants . . . . .	8 074	25 183	103 918	313	94	52	38	71	50	8	—	—	—	
72211	Full-service restaurants . . . . .	8 074	25 183	103 918	313	94	52	38	71	50	8	—	—	—	
722110	Full-service restaurants . . . . .	8 074	25 183	103 918	313	94	52	38	71	50	8	—	—	—	
7222	Limited-service eating places . . . . .	5 562	14 427	60 385	395	128	75	89	87	14	2	—	—	—	
72221	Limited-service eating places . . . . .	5 562	14 427	60 385	395	128	75	89	87	14	2	—	—	—	
722211	Limited-service restaurants . . . . .	4 734	11 943	50 514	306	92	59	62	77	14	2	—	—	—	
722213	Snack & nonalcoholic beverage bars . . . . .	812	2 431	9 657	85	33	15	27	10	—	—	—	—	—	
7223	Special food services . . . . .	2 034	8 094	33 121	130	49	29	23	21	6	1	1	—	—	
72231	Food service contractors . . . . .	1 778	7 362	30 002	91	25	22	21	15	6	1	1	—	—	
722310	Food service contractors . . . . .	1 778	7 362	30 002	91	25	22	21	15	6	1	1	—	—	
72232	Caterers . . . . .	(C)	(D)	(D)	26	15	4	1	6	—	—	—	—	—	
7224	Drinking places (alcoholic beverages) . . . . .	352	811	3 946	59	35	14	4	6	—	—	—	—	—	
72241	Drinking places (alcoholic beverages) . . . . .	352	811	3 946	59	35	14	4	6	—	—	—	—	—	
722410	Drinking places (alcoholic beverages) . . . . .	352	811	3 946	59	35	14	4	6	—	—	—	—	—	
<b>81 Other services (except public administration)</b>															
81	Repair & maintenance . . . . .	12 011	59 193	247 504	1 359	772	287	175	87	24	12	2	—	—	
811	Automotive repair & maintenance . . . . .	2 242	16 002	65 554	387	236	84	52	13	1	1	—	—	—	
8111	Automotive repair & maintenance . . . . .	1 666	10 840	44 096	282	163	70	38	10	—	1	—	—	—	
81111	Automotive mechanical & electrical R&M . . . . .	778	5 284	21 738	178	109	49	19	1	—	—	—	—	—	
811111	General automotive repair . . . . .	636	4 215	17 250	141	87	35	18	1	—	—	—	—	—	
81112	Automotive body, paint, interior & glass repair . . . . .	378	3 253	13 248	66	37	15	13	1	—	—	—	—	—	
811121	Automotive body, paint & interior R&M . . . . .	342	2 899	11 831	58	33	12	12	1	—	—	—	—	—	
81119	Other automotive R&M . . . . .	510	2 303	9 110	38	17	6	6	8	—	1	—	—	—	
811192	Car washes . . . . .	444	2 005	8 035	29	15	2	3	8	—	1	—	—	—	
8112	Electronic & precision equipment R&M . . . . .	118	945	4 018	26	18	2	5	1	—	—	—	—	—	
81121	Electronic & precision equipment R&M . . . . .	118	945	4 018	26	18	2	5	1	—	—	—	—	—	
8113	Commercial equipment (exc auto & elec) R&M . . . . .	264	2 667	11 360	38	22	6	8	2	—	—	—	—	—	
81131	Commercial equipment (exc auto & elec) R&M . . . . .	264	2 667	11 360	38	22	6	8	2	—	—	—	—	—	
811310	Commercial equipment (exc auto & elec) R&M . . . . .	264	2 667	11 360	38	22	6	8	2	—	—	—	—	—	
8114	Personal & household goods R&M . . . . .	194	1 550	6 080	41	33	6	1	—	1	—	—	—	—	
81141	Home, garden equipment & appliance R&M . . . . .	129	1 207	4 637	13	10	1	1	—	1	—	—	—	—	
811412	Appliance repair & maintenance . . . . .	125	1 163	4 346	8	5	1	1	—	1	—	—	—	—	
812	Personal & laundry services . . . . .	2 760	12 455	55 311	418	250	90	58	15	3	2	—	—	—	
8121	Personal care services . . . . .	1 577	6 273	27 862	240	134	58	34	12	2	—	—	—	—	
81211	Hair, nail & skin care services . . . . .	1 391	5 743	25 614	205	112	51	31	9	2	—	—	—	—	
812112	Beauty salons . . . . .	1 287	5 336	23 299	173	86	48	28	9	2	—	—	—	—	
81219	Other personal care services . . . . .	186	530	2 248	35	22	7	3	3	—	—	—	—	—	
8122	Death care services . . . . .	259	2 112	9 711	40	22	8	9	1	—	—	—	—	—	
81221	Funeral homes . . . . .	184	1 564	6 895	28	15	7	5	1	—	—	—	—	—	
812210	Funeral homes . . . . .	184	1 564	6 895	28	15	7	5	1	—	—	—	—	—	
8123	Drycleaning & laundry services . . . . .	671	3 056	12 797	74	43	18	9	2	—	2	—	—	—	
81232	Drycleaning & laundry services (exc coin-op) . . . . .	270	1 026	4 067	45	24	12	7	2	—	—	—	—	—	
812320	Drycleaning & laundry services (exc coin-op) . . . . .	270	1 026	4 067	45	24	12	7	2	—	—	—	—	—	
81233	Linen & uniform supply . . . . .	(E)	(D)	(D)	5	2	—	1	—	—	2	—	—	—	
8129	Other personal services . . . . .	253	1 014	4 941	64	51	6	6	—	1	—	—	—	—	
813	Religious, grantmaking, civic, prof & like organizations . . . . .	7 009	30 736	126 639	554	286	113	65	59	20	9	2	—	—	
8131	Religious organizations . . . . .	3 571	14 327	58 110	255	120	54	32	32	11	6	—	—	—	
81311	Religious organizations . . . . .	3 571	14 327	58 110	255	120	54	32	32	11	6	—	—	—	
813110	Religious organizations . . . . .	3 571	14 327	58 110	255	120	54	32	32	11	6	—	—	—	
8132	Grantmaking & giving services . . . . .	386	3 113	12 558	48	28	7	8	4	1	—	—	—	—	
81321	Grantmaking & giving services . . . . .	386	3 113	12 558	48	28	7	8	4	1	—	—	—	—	
813212	Voluntary health organizations . . . . .	218	1 434	5 886	18	4	6	5	3	—	—	—	—	—	
8133	Social advocacy organizations . . . . .	172	1 122	4 748	27	17	5	2	3	—	—	—	—	—	
81331	Social advocacy organizations . . . . .	172	1 122	4 748	27	17	5	2	3	—	—	—	—	—	
8134	Civic & social organizations . . . . .	1 807	5 259	21 956	75	34	10	9	12	7	1	2	—	—	
81341	Civic & social organizations . . . . .	1 807	5 259	21 956	75	34	10	9	12	7	1	2	—	—	
813410	Civic & social organizations . . . . .	1 807	5 259	21 956	75	34	10	9	12	7	1	2	—	—	

See footnotes at end of table.

**Table 6. Counties—Employees, Payroll, and Establishments by Industry: 2001—Con.**

[Excludes most government employees, railroad employees, and self-employed persons. Size class 1 to 4 includes establishments with payroll, but no employees, during mid-March pay period. (D) denotes figures withheld to avoid disclosing data for individual companies; the data are included in broader industry totals. Detailed industries with 100 or more employees are shown if industry was not a (D). For explanation of terms, abbreviations, and data reliability/comparability, see introductory text]

NAICS code	Industry	Number of employees for week including March 12	Payroll (\$1,000)		Total number of establishments	Number of establishments by employment-size class								
			First quarter	Annual		1 to 4	5 to 9	10 to 19	20 to 49	50 to 99	100 to 249	250 to 499	500 to 999	1,000 or more
<b>NEW CASTLE—Con.</b>														
<b>81</b>	<b>Other services (except public administration)—Con.</b>													
813	Religious, grantmaking, civic, prof & like organizations—Con.													
8139	Business, labor, political, like organizations . . . . .	1 073	6 915	29 267	149	87	37	14	8	1	2	—	—	—
81391	Business associations . . . . .	202	1 999	8 038	28	17	6	2	2	1	—	—	—	—
813910	Business associations . . . . .	202	1 999	8 038	28	17	6	2	2	1	—	—	—	—
81392	Professional organizations . . . . .	228	2 220	10 161	22	15	3	2	1	—	1	—	—	—
813920	Professional organizations . . . . .	228	2 220	10 161	22	15	3	2	1	—	1	—	—	—
81393	Labor unions & similar labor organizations . . . . .	445	1 478	6 065	55	24	19	9	2	—	1	—	—	—
813930	Labor unions & similar labor organizations . . . . .	445	1 478	6 065	55	24	19	9	2	—	1	—	—	—
81399	Oth similar organizations (exc business, prof, labor, pol) . . . . .	(C)	(D)	(D)	33	22	8	1	2	—	—	—	—	—
<b>95</b>	<b>Auxiliaries (exc corporate, subsidiary &amp; regional mgmt) . . . . .</b>	<b>6 651</b>	<b>157 040</b>	<b>479 750</b>	<b>38</b>	<b>11</b>	<b>4</b>	<b>7</b>	<b>4</b>	<b>3</b>	<b>1</b>	<b>2</b>	<b>4</b>	<b>2</b>
<b>99</b>	<b>Unclassified establishments . . . . .</b>	<b>309</b>	<b>1 331</b>	<b>8 084</b>	<b>243</b>	<b>227</b>	<b>16</b>	<b>—</b>	<b>—</b>	<b>—</b>	<b>—</b>	<b>—</b>	<b>—</b>	<b>—</b>
<b>SUSSEX</b>														
	<b>Total . . . . .</b>	<b>51 491</b>	<b>306 595</b>	<b>1 335 290</b>	<b>4 681</b>	<b>2 624</b>	<b>1 021</b>	<b>586</b>	<b>315</b>	<b>86</b>	<b>28</b>	<b>10</b>	<b>6</b>	<b>5</b>
<b>11</b>	<b>Forestry, fishing, hunting, and agriculture support . . . . .</b>	<b>(C)</b>	<b>(D)</b>	<b>(D)</b>	<b>21</b>	<b>12</b>	<b>5</b>	<b>2</b>	<b>2</b>	<b>—</b>	<b>—</b>	<b>—</b>	<b>—</b>	<b>—</b>
<b>21</b>	<b>Mining . . . . .</b>	<b>(B)</b>	<b>(D)</b>	<b>(D)</b>	<b>3</b>	<b>1</b>	<b>—</b>	<b>1</b>	<b>—</b>	<b>1</b>	<b>—</b>	<b>—</b>	<b>—</b>	<b>—</b>
<b>22</b>	<b>Utilities . . . . .</b>	<b>(E)</b>	<b>(D)</b>	<b>(D)</b>	<b>8</b>	<b>2</b>	<b>2</b>	<b>—</b>	<b>1</b>	<b>1</b>	<b>2</b>	<b>—</b>	<b>—</b>	<b>—</b>
221	Utilities . . . . .	(E)	(D)	(D)	8	2	2	—	1	1	2	—	—	—
2211	Elec pwr generation, transmsn & distribution . . . . .	(E)	(D)	(D)	5	1	—	—	1	1	2	—	—	—
22111	Electric power generation . . . . .	(C)	(D)	(D)	4	1	—	—	1	1	—	—	—	—
22112	Electric pwr transmsn, control & distribution . . . . .	(C)	(D)	(D)	1	—	—	—	—	—	1	—	—	—
<b>23</b>	<b>Construction . . . . .</b>	<b>4 039</b>	<b>24 339</b>	<b>107 171</b>	<b>694</b>	<b>462</b>	<b>127</b>	<b>63</b>	<b>36</b>	<b>5</b>	<b>1</b>	<b>—</b>	<b>—</b>	<b>—</b>
233	Building, developing & general contracting . . . . .	1 337	8 388	36 149	252	169	42	25	16	—	—	—	—	—
2332	Residential building construction . . . . .	1 008	6 008	25 286	210	148	34	19	9	—	—	—	—	—
23321	Single-family housing construction . . . . .	980	5 882	24 782	206	146	34	17	9	—	—	—	—	—
233210	Single-family housing construction . . . . .	980	5 882	24 782	206	146	34	17	9	—	—	—	—	—
2333	Nonresidential building construction . . . . .	(E)	(D)	(D)	26	11	4	4	7	—	—	—	—	—
23332	Commercial & institutional bldg construction . . . . .	228	1 602	6 936	22	8	4	4	6	—	—	—	—	—
233320	Commercial & institutional bldg construction . . . . .	228	1 602	6 936	22	8	4	4	6	—	—	—	—	—
234	Heavy construction . . . . .	454	3 225	15 384	24	8	7	2	4	3	—	—	—	—
2341	Highway, street, bridge & tunnel construction . . . . .	248	1 657	8 835	9	2	2	1	2	2	—	—	—	—
23411	Highway & street construction . . . . .	248	1 657	8 835	9	2	2	1	2	2	—	—	—	—
234110	Highway & street construction . . . . .	248	1 657	8 835	9	2	2	1	2	2	—	—	—	—
2349	Other heavy construction . . . . .	206	1 568	6 549	15	6	5	1	2	1	—	—	—	—
23491	Water, sewer & pipeline construction . . . . .	(C)	(D)	(D)	5	1	2	—	1	1	—	—	—	—
235	Special trade contractors . . . . .	2 248	12 726	55 638	418	285	78	36	16	2	1	—	—	—
2351	Plumbing, heating & AC contractor . . . . .	631	3 745	16 126	102	67	21	6	6	2	—	—	—	—
23511	Plumbing, heating & AC contractor . . . . .	631	3 745	16 126	102	67	21	6	6	2	—	—	—	—
235110	Plumbing, heating & AC contractor . . . . .	631	3 745	16 126	102	67	21	6	6	2	—	—	—	—
2352	Painting & wall covering contractors . . . . .	102	414	1 938	36	29	6	—	1	—	—	—	—	—
23521	Painting & wall covering contractors . . . . .	102	414	1 938	36	29	6	—	1	—	—	—	—	—
235210	Painting & wall covering contractors . . . . .	102	414	1 938	36	29	6	—	1	—	—	—	—	—
2353	Electrical contractors . . . . .	405	2 410	9 051	73	57	10	4	1	—	1	—	—	—
23531	Electrical contractors . . . . .	405	2 410	9 051	73	57	10	4	1	—	1	—	—	—
235310	Electrical contractors . . . . .	405	2 410	9 051	73	57	10	4	1	—	1	—	—	—
2354	Masonry, drywall, insulation, tile contractors . . . . .	325	1 781	9 165	60	38	12	6	4	—	—	—	—	—
23541	Masonry & stone contractors . . . . .	222	1 135	5 446	41	25	9	5	2	—	—	—	—	—
235410	Masonry & stone contractors . . . . .	222	1 135	5 446	41	25	9	5	2	—	—	—	—	—
2355	Carpentry & floor contractors . . . . .	169	1 007	4 341	44	36	6	1	2	—	—	—	—	—
23551	Carpentry contractors . . . . .	136	760	3 282	35	31	2	1	1	—	—	—	—	—
235510	Carpentry contractors . . . . .	136	760	3 282	35	31	2	1	1	—	—	—	—	—
2356	Roofing, siding, & sheet metal contractors . . . . .	129	789	3 145	22	12	4	6	—	—	—	—	—	—
23561	Roofing, siding, & sheet metal contractors . . . . .	129	789	3 145	22	12	4	6	—	—	—	—	—	—
235610	Roofing, siding, & sheet metal contractors . . . . .	129	789	3 145	22	12	4	6	—	—	—	—	—	—
2357	Concrete contractors . . . . .	180	743	3 999	21	8	6	6	1	—	—	—	—	—
23571	Concrete contractors . . . . .	180	743	3 999	21	8	6	6	1	—	—	—	—	—
235710	Concrete contractors . . . . .	180	743	3 999	21	8	6	6	1	—	—	—	—	—
2359	Other special trade contractors . . . . .	265	1 533	6 661	51	34	9	6	2	—	—	—	—	—
23599	All other special trade contractors . . . . .	129	708	2 859	22	14	4	3	1	—	—	—	—	—
235990	All other special trade contractors . . . . .	129	708	2 859	22	14	4	3	1	—	—	—	—	—
<b>31-33</b>	<b>Manufacturing . . . . .</b>	<b>10 335</b>	<b>76 884</b>	<b>314 486</b>	<b>146</b>	<b>45</b>	<b>26</b>	<b>21</b>	<b>33</b>	<b>9</b>	<b>2</b>	<b>4</b>	<b>2</b>	<b>4</b>
311	Food mfg . . . . .	5 947	30 557	135 412	28	7	2	4	5	3	1	2	1	3
3111	Animal food mfg . . . . .	(C)	(D)	(D)	5	—	—	1	2	2	—	—	—	—
31111	Animal food mfg . . . . .	(C)	(D)	(D)	5	—	—	1	2	2	—	—	—	—
3114	Fruit & veg preserving & specialty food mfg . . . . .	(C)	(D)	(D)	3	1	—	—	1	—	1	—	—	—
31142	Fruit & veg canning, pickling & drying . . . . .	(C)	(D)	(D)	2	1	—	—	—	—	1	—	—	—
3116	Animal slaughtering & processing . . . . .	5 454	27 119	118 767	12	4	1	—	1	—	2	1	3	3
31161	Animal slaughtering & processing . . . . .	5 454	27 119	118 767	12	4	1	—	1	—	2	1	3	3
321	Wood product mfg . . . . .	(C)	(D)	(D)	10	3	2	3	2	—	—	—	—	—

See footnotes at end of table.

**Table 6. Counties—Employees, Payroll, and Establishments by Industry: 2001—Con.**

[Excludes most government employees, railroad employees, and self-employed persons. Size class 1 to 4 includes establishments with payroll, but no employees, during mid-March pay period. (D) denotes figures withheld to avoid disclosing data for individual companies; the data are included in broader industry totals. Detailed industries with 100 or more employees are shown if industry was not a (D). For explanation of terms, abbreviations, and data reliability/comparability, see introductory text]

NAICS code	Industry	Number of employees for week including March 12	Payroll (\$1,000)		Total number of establishments	Number of establishments by employment-size class									
			First quarter	Annual		1 to 4	5 to 9	10 to 19	20 to 49	50 to 99	100 to 249	250 to 499	500 to 999	1,000 or more	
<b>SUSSEX—Con.</b>															
<b>31-33 Manufacturing—Con.</b>															
325	Chemical mfg	1 920	28 803	105 716	16	7	1	1	3	2	-	1	-	1	
3252	Resin, syn rubber, artf & syn fibers, fil mfg	(G)	(D)	(D)	2	-	-	1	-	-	-	-	-	1	
32522	Artificial & synthetic fibers, filaments mfg	(G)	(D)	(D)	1	-	-	-	-	-	-	-	-	1	
3254	Pharmaceutical & medicine mfg	(E)	(D)	(D)	2	-	-	-	1	-	-	1	-	-	
32541	Pharmaceutical & medicine mfg	(E)	(D)	(D)	2	-	-	-	1	-	-	1	-	-	
3259	Other chemical product & preparation mfg	(C)	(D)	(D)	3	1	-	-	1	1	-	-	-	-	
32599	All other chemical product & preparation mfg	(C)	(D)	(D)	2	-	-	-	1	1	-	-	-	-	
326	Plastics & rubber products mfg	(E)	(D)	(D)	8	2	1	1	-	3	1	-	-	-	
3261	Plastics product mfg	(E)	(D)	(D)	8	2	1	1	-	3	1	-	-	-	
32619	Other plastics product mfg	(E)	(D)	(D)	5	-	1	-	-	3	1	-	-	-	
327	Nonmetallic mineral product mfg	205	1 474	6 779	13	3	2	3	5	-	-	-	-	-	
3273	Cement & concrete product mfg	(C)	(D)	(D)	8	-	-	3	5	-	-	-	-	-	
32732	Ready-mix concrete mfg	(C)	(D)	(D)	5	-	-	3	2	-	-	-	-	-	
332	Fabricated metal product mfg	288	2 241	8 856	18	7	3	1	6	1	-	-	-	-	
3323	Architectural & structural metals mfg	(C)	(D)	(D)	4	-	1	-	3	-	-	-	-	-	
333	Machinery mfg	(E)	(D)	(D)	4	-	2	1	-	-	-	1	-	-	
3334	HVAC & commercial refrigeration equipment mfg	(E)	(D)	(D)	1	-	-	-	-	-	-	1	-	-	
33341	HVAC & commercial refrigeration equipment mfg	(E)	(D)	(D)	1	-	-	-	-	-	-	1	-	-	
339	Miscellaneous mfg	(F)	(D)	(D)	10	4	2	2	1	-	-	-	1	-	
3391	Medical equipment & supplies mfg	(F)	(D)	(D)	3	2	-	-	-	-	-	-	1	-	
33911	Medical equipment & supplies mfg	(F)	(D)	(D)	3	2	-	-	-	-	-	-	1	-	
<b>42</b>	<b>Wholesale trade</b>	<b>1 485</b>	<b>11 632</b>	<b>48 042</b>	<b>158</b>	<b>69</b>	<b>29</b>	<b>42</b>	<b>15</b>	<b>3</b>	-	-	-	-	
421	Wholesale trade, durable goods	767	6 648	26 650	81	34	16	22	8	1	-	-	-	-	
4213	Lumber & other construction materials whse	115	889	3 317	8	2	1	2	3	-	-	-	-	-	
42131	Lumber, plywood, millwork & wood panel whse	(C)	(D)	(D)	5	-	-	2	3	-	-	-	-	-	
4218	Machinery, equipment & supplies whse	302	2 745	11 206	25	11	4	6	3	1	-	-	-	-	
42182	Farm & garden machinery & equipment whse	152	1 348	5 011	6	1	1	1	2	1	-	-	-	-	
421820	Farm & garden machinery & equipment whse	152	1 348	5 011	6	1	1	1	2	1	-	-	-	-	
42183	Industrial machinery & equipment whse	118	1 018	4 424	12	6	1	4	1	-	-	-	-	-	
421830	Industrial machinery & equipment whse	118	1 018	4 424	12	6	1	4	1	-	-	-	-	-	
422	Wholesale trade, nondurable goods	718	4 984	21 392	77	35	13	20	7	2	-	-	-	-	
4224	Grocery & related product whse	302	2 292	9 481	26	12	3	4	6	1	-	-	-	-	
4227	Petroleum & petroleum products whse	(C)	(D)	(D)	5	-	-	4	-	1	-	-	-	-	
4229	Miscellaneous nondurable goods whse	144	881	4 365	22	12	3	6	1	-	-	-	-	-	
<b>44-45</b>	<b>Retail trade</b>	<b>10 182</b>	<b>47 268</b>	<b>217 270</b>	<b>1 108</b>	<b>538</b>	<b>305</b>	<b>163</b>	<b>72</b>	<b>24</b>	<b>3</b>	<b>3</b>	-	-	
441	Motor vehicle & parts dealers	1 474	10 035	45 989	140	65	31	25	13	6	-	-	-	-	
4411	Automobile dealers	952	7 370	34 195	69	32	10	11	12	4	-	-	-	-	
44111	New car dealers	681	5 843	27 478	23	3	-	7	9	4	-	-	-	-	
441110	New car dealers	681	5 843	27 478	23	3	-	7	9	4	-	-	-	-	
44112	Used car dealers	271	1 527	6 717	46	29	10	4	3	-	-	-	-	-	
441120	Used car dealers	271	1 527	6 717	46	29	10	4	3	-	-	-	-	-	
4412	Other motor vehicle dealers	290	1 499	6 868	27	8	9	7	1	2	-	-	-	-	
44122	Motorcycle & boat & other MV dealers	246	1 293	5 822	20	4	8	6	-	2	-	-	-	-	
441222	Boat dealers	181	962	5 063	15	2	6	6	-	1	-	-	-	-	
4413	Automotive parts, accessories & tire stores	232	1 166	4 926	44	25	12	7	-	-	-	-	-	-	
44131	Automotive parts, accessories & tire stores	201	985	4 110	38	21	11	6	-	-	-	-	-	-	
441310	Automotive parts, accessories & tire stores	201	985	4 110	38	21	11	6	-	-	-	-	-	-	
442	Furniture & home furnishing stores	857	4 786	21 298	77	37	17	16	6	-	-	1	-	-	
4421	Furniture stores	611	3 773	16 506	28	11	1	9	6	-	-	1	-	-	
44211	Furniture stores	611	3 773	16 506	28	11	1	9	6	-	-	1	-	-	
442110	Furniture stores	611	3 773	16 506	28	11	1	9	6	-	-	1	-	-	
4422	Home furnishings stores	246	1 013	4 792	49	26	16	7	-	-	-	-	-	-	
44229	Other home furnishings stores	189	655	3 015	30	11	13	6	-	-	-	-	-	-	
443	Electronics & appliance stores	125	676	2 625	25	14	8	3	-	-	-	-	-	-	
4431	Electronics & appliance stores	125	676	2 625	25	14	8	3	-	-	-	-	-	-	
44311	Appliance, TV & all other electronics stores	(C)	(D)	(D)	23	14	7	2	-	-	-	-	-	-	
444	Bldg material & garden equip & supp dealers	916	5 363	23 933	95	51	18	17	7	1	1	-	-	-	
4441	Building material & supplies dealers	800	4 860	21 682	71	35	14	13	7	1	1	-	-	-	
44411	Home centers	(C)	(D)	(D)	4	3	-	-	-	-	1	-	-	-	
44413	Hardware stores	112	498	1 982	9	2	3	1	3	-	-	-	-	-	
444130	Hardware stores	112	498	1 982	9	2	3	1	3	-	-	-	-	-	
44419	Other building material dealers	473	3 337	15 037	52	25	10	12	4	1	-	-	-	-	
444190	Other building material dealers	473	3 337	15 037	52	25	10	12	4	1	-	-	-	-	
4442	Lawn & garden equip & supplies stores	116	503	2 251	24	16	4	4	-	-	-	-	-	-	
44422	Nursery & garden centers	102	459	2 056	20	13	3	4	-	-	-	-	-	-	
444220	Nursery & garden centers	102	459	2 056	20	13	3	4	-	-	-	-	-	-	

See footnotes at end of table.

**Table 6. Counties—Employees, Payroll, and Establishments by Industry: 2001—Con.**

[Excludes most government employees, railroad employees, and self-employed persons. Size class 1 to 4 includes establishments with payroll, but no employees, during mid-March pay period. (D) denotes figures withheld to avoid disclosing data for individual companies; the data are included in broader industry totals. Detailed industries with 100 or more employees are shown if industry was not a (D). For explanation of terms, abbreviations, and data reliability/comparability, see introductory text]

NAICS code	Industry	Number of employees for week including March 12	Payroll (\$1,000)		Total number of establishments	Number of establishments by employment-size class								
			First quarter	Annual		1 to 4	5 to 9	10 to 19	20 to 49	50 to 99	100 to 249	250 to 499	500 to 999	1,000 or more
<b>SUSSEX—Con.</b>														
<b>44-45 Retail trade—Con.</b>														
445	Food & beverage stores .....	1 769	6 665	31 746	158	89	35	11	10	12	1	—	—	—
4451	Grocery stores .....	1 439	5 915	27 184	67	23	14	8	9	12	1	—	—	—
44511	Grocery (except convenience) stores .....	1 248	5 305	23 845	44	12	8	5	6	12	1	—	—	—
445110	Grocery (except convenience) stores .....	1 248	5 305	23 845	44	12	8	5	6	12	1	—	—	—
44512	Convenience stores .....	191	610	3 339	23	11	6	3	3	—	—	—	—	—
445120	Convenience stores .....	191	610	3 339	23	11	6	3	3	—	—	—	—	—
4453	Beer, wine & liquor stores .....	241	592	2 758	52	34	14	3	1	—	—	—	—	—
44531	Beer, wine & liquor stores .....	241	592	2 758	52	34	14	3	1	—	—	—	—	—
445310	Beer, wine & liquor stores .....	241	592	2 758	52	34	14	3	1	—	—	—	—	—
446	Health & personal care stores .....	610	2 914	13 036	59	17	17	16	9	—	—	—	—	—
4461	Health & personal care stores .....	610	2 914	13 036	59	17	17	16	9	—	—	—	—	—
44611	Pharmacies & drug stores .....	461	2 419	10 741	32	3	6	15	8	—	—	—	—	—
446110	Pharmacies & drug stores .....	461	2 419	10 741	32	3	6	15	8	—	—	—	—	—
447	Gasoline stations .....	808	3 101	13 509	105	31	48	22	3	1	—	—	—	—
4471	Gasoline stations .....	808	3 101	13 509	105	31	48	22	3	1	—	—	—	—
44711	Gasoline stations with convenience stores .....	612	2 207	9 692	80	18	40	21	1	—	—	—	—	—
447110	Gasoline stations with convenience stores .....	612	2 207	9 692	80	18	40	21	1	—	—	—	—	—
44719	Other gasoline stations .....	196	894	3 817	25	13	8	1	2	1	—	—	—	—
447190	Other gasoline stations .....	196	894	3 817	25	13	8	1	2	1	—	—	—	—
448	Clothing & clothing accessories stores .....	1 305	4 076	19 628	181	84	59	24	11	3	—	—	—	—
4481	Clothing stores .....	975	2 881	14 020	126	58	38	19	8	3	—	—	—	—
44811	Men's clothing stores .....	130	347	1 690	14	4	4	4	2	—	—	—	—	—
448110	Men's clothing stores .....	130	347	1 690	14	4	4	4	2	—	—	—	—	—
44812	Women's clothing stores .....	315	880	4 372	51	25	17	7	2	—	—	—	—	—
448120	Women's clothing stores .....	315	880	4 372	51	25	17	7	2	—	—	—	—	—
44814	Family clothing stores .....	430	1 381	6 471	36	16	6	7	4	3	—	—	—	—
448140	Family clothing stores .....	430	1 381	6 471	36	16	6	7	4	3	—	—	—	—
4482	Shoe stores .....	244	820	3 656	29	9	13	4	3	—	—	—	—	—
44821	Shoe stores .....	244	820	3 656	29	9	13	4	3	—	—	—	—	—
448210	Shoe stores .....	244	820	3 656	29	9	13	4	3	—	—	—	—	—
451	Sporting goods, hobby, book & music stores .....	113	372	2 248	41	30	9	2	—	—	—	—	—	—
452	General merchandise stores .....	1 246	4 491	20 868	48	14	23	1	6	1	1	2	—	—
4521	Department stores .....	676	2 225	11 224	9	1	—	—	5	1	1	1	—	—
45211	Department stores .....	676	2 225	11 224	9	1	—	—	5	1	1	1	—	—
452110	Department stores .....	676	2 225	11 224	9	1	—	—	5	1	1	1	—	—
4529	Other general merchandise stores .....	570	2 266	9 644	39	13	23	1	1	—	—	1	—	—
45291	Warehouse clubs & superstores .....	(E)	(D)	(D)	1	—	—	—	—	—	—	1	—	—
45299	All other general merchandise stores .....	(C)	(D)	(D)	38	13	23	1	1	—	—	—	—	—
453	Miscellaneous store retailers .....	632	2 638	13 584	147	94	34	17	2	—	—	—	—	—
4532	Office supplies, stationery & gift stores .....	205	613	3 014	53	38	9	5	1	—	—	—	—	—
45322	Gift, novelty & souvenir stores .....	167	415	2 229	50	38	7	5	—	—	—	—	—	—
453220	Gift, novelty & souvenir stores .....	167	415	2 229	50	38	7	5	—	—	—	—	—	—
4539	Other miscellaneous store retailers .....	274	1 554	8 540	56	30	19	6	1	—	—	—	—	—
45393	Manufactured (mobile) home dealers .....	140	842	3 787	22	10	7	4	1	—	—	—	—	—
453930	Manufactured (mobile) home dealers .....	140	842	3 787	22	10	7	4	1	—	—	—	—	—
454	Nonstore retailers .....	327	2 151	8 806	32	12	6	9	5	—	—	—	—	—
4543	Direct selling establishments .....	242	1 793	7 325	25	10	4	7	4	—	—	—	—	—
45431	Fuel dealers .....	164	1 261	5 349	17	4	4	7	2	—	—	—	—	—
454312	Liquified petroleum gas (bottled gas) dealers .....	122	1 020	4 369	10	2	1	5	2	—	—	—	—	—
<b>48-49</b>	<b>Transportation &amp; warehousing .....</b>	<b>1 067</b>	<b>6 579</b>	<b>26 907</b>	<b>189</b>	<b>133</b>	<b>26</b>	<b>19</b>	<b>8</b>	<b>2</b>	<b>1</b>	—	—	—
484	Truck transportation .....	556	4 221	16 912	72	52	3	10	4	2	1	—	—	—
4841	General freight trucking .....	290	2 222	9 692	41	28	2	6	4	1	—	—	—	—
48412	General freight trucking, long-distance .....	(C)	(D)	(D)	26	16	1	5	3	1	—	—	—	—
484121	General freight trucking, long-distance, TL .....	155	1 348	5 876	21	15	1	2	2	1	—	—	—	—
4842	Specialized freight trucking .....	266	1 999	7 220	31	24	1	4	—	1	1	—	—	—
48422	Specialized freight (exc used) trucking, local .....	172	1 358	4 594	15	11	1	2	—	—	1	—	—	—
484220	Specialized freight (exc used) trucking, local .....	172	1 358	4 594	15	11	1	2	—	—	1	—	—	—
485	Transit & ground passenger transportation .....	319	694	2 605	82	57	18	6	1	—	—	—	—	—
4854	School & employee bus transportation .....	(E)	(D)	(D)	70	50	14	5	1	—	—	—	—	—
48541	School & employee bus transportation .....	(E)	(D)	(D)	70	50	14	5	1	—	—	—	—	—
488	Transportation support activities .....	117	1 268	5 665	16	10	3	1	2	—	—	—	—	—
<b>51</b>	<b>Information .....</b>	<b>723</b>	<b>5 988</b>	<b>22 533</b>	<b>73</b>	<b>39</b>	<b>12</b>	<b>8</b>	<b>10</b>	<b>4</b>	—	—	—	—
511	Publishing industries .....	168	1 290	5 202	18	11	2	2	2	1	—	—	—	—
5111	Newspaper, periodical, book, database publishers .....	(C)	(D)	(D)	15	8	2	2	2	1	—	—	—	—
513	Broadcasting & telecommunications .....	436	4 308	15 697	35	18	4	4	6	3	—	—	—	—
5131	Radio & television broadcasting .....	(C)	(D)	(D)	8	1	1	3	3	—	—	—	—	—
5132	Cable networks & program distribution .....	(C)	(D)	(D)	3	—	—	—	1	2	—	—	—	—
51322	Cable & other program distribution .....	(C)	(D)	(D)	3	—	—	—	1	2	—	—	—	—
5133	Telecommunications .....	(C)	(D)	(D)	24	17	3	1	2	1	—	—	—	—
51331	Wired telecommunications carriers .....	(C)	(D)	(D)	21	15	2	1	2	1	—	—	—	—

See footnotes at end of table.

**Table 6. Counties—Employees, Payroll, and Establishments by Industry: 2001—Con.**

[Excludes most government employees, railroad employees, and self-employed persons. Size class 1 to 4 includes establishments with payroll, but no employees, during mid-March pay period. (D) denotes figures withheld to avoid disclosing data for individual companies; the data are included in broader industry totals. Detailed industries with 100 or more employees are shown if industry was not a (D). For explanation of terms, abbreviations, and data reliability/comparability, see introductory text]

NAICS code	Industry	Number of employees for week including March 12	Payroll (\$1,000)		Total number of establishments	Number of establishments by employment-size class									
			First quarter	Annual		1 to 4	5 to 9	10 to 19	20 to 49	50 to 99	100 to 249	250 to 499	500 to 999	1,000 or more	
<b>SUSSEX—Con.</b>															
<b>52</b>	<b>Finance &amp; insurance</b> .....	<b>1 809</b>	<b>13 813</b>	<b>61 882</b>	<b>165</b>	<b>77</b>	<b>51</b>	<b>26</b>	<b>9</b>	<b>1</b>	—	—	—	<b>1</b>	—
522	Credit intermediation & related activities .....	1 455	10 633	48 261	86	26	32	21	5	1	—	—	—	1	—
5221	Depository credit intermediation .....	1 286	9 107	40 903	55	9	23	17	4	1	—	—	—	1	—
52211	Commercial banking .....	1 226	8 588	38 746	48	6	21	16	3	1	—	—	—	1	—
522110	Commercial banking .....	1 226	8 588	38 746	48	6	21	16	3	1	—	—	—	1	—
5222	Nondepository credit intermediation .....	151	1 408	6 734	23	10	8	4	1	—	—	—	—	—	—
52229	Other nondepository credit intermediation .....	106	1 118	5 561	18	8	7	3	—	—	—	—	—	—	—
524	Insurance carriers & related activities .....	(E)	(D)	(D)	56	34	15	4	3	—	—	—	—	—	—
5242	Agencies & other insurance related activities .....	(C)	(D)	(D)	51	31	14	4	2	—	—	—	—	—	—
52421	Insurance agencies & brokerages .....	(C)	(D)	(D)	49	30	14	4	1	—	—	—	—	—	—
<b>53</b>	<b>Real estate &amp; rental &amp; leasing</b> .....	<b>1 135</b>	<b>6 647</b>	<b>31 438</b>	<b>227</b>	<b>160</b>	<b>46</b>	<b>17</b>	<b>1</b>	<b>2</b>	<b>1</b>	—	—	—	—
531	Real estate .....	922	5 727	27 720	184	136	33	11	1	2	1	—	—	—	—
5311	Lessors of real estate .....	427	2 206	10 685	84	61	15	5	1	2	—	—	—	—	—
53111	Lessors of residential buildings & dwellings .....	160	700	3 141	34	24	7	2	—	1	—	—	—	—	—
531110	Lessors of residential buildings & dwellings .....	160	700	3 141	34	24	7	2	—	1	—	—	—	—	—
53119	Lessors of other real estate property .....	192	1 224	6 191	26	16	6	3	—	1	—	—	—	—	—
531190	Lessors of other real estate property .....	192	1 224	6 191	26	16	6	3	—	1	—	—	—	—	—
5312	Offices of real estate agents & brokers .....	228	1 694	8 796	74	55	14	5	—	—	—	—	—	—	—
53121	Offices of real estate agents & brokers .....	228	1 694	8 796	74	55	14	5	—	—	—	—	—	—	—
531210	Offices of real estate agents & brokers .....	228	1 694	8 796	74	55	14	5	—	—	—	—	—	—	—
5313	Activities related to real estate .....	267	1 827	8 239	26	20	4	1	—	—	1	—	—	—	—
53131	Real estate property managers .....	249	1 753	7 907	15	9	4	1	—	—	1	—	—	—	—
532	Rental & leasing services .....	(C)	(D)	(D)	42	23	13	6	—	—	—	—	—	—	—
5322	Consumer goods rental .....	141	428	1 617	26	13	9	4	—	—	—	—	—	—	—
<b>54</b>	<b>Professional, scientific &amp; technical services</b> .....	<b>1 320</b>	<b>10 499</b>	<b>52 923</b>	<b>267</b>	<b>184</b>	<b>46</b>	<b>27</b>	<b>8</b>	<b>1</b>	<b>1</b>	—	—	—	—
541	Professional, scientific & technical services .....	1 320	10 499	52 923	267	184	46	27	8	1	1	—	—	—	—
5411	Legal services .....	242	2 107	12 597	43	24	8	10	1	—	—	—	—	—	—
54111	Offices of lawyers .....	(C)	(D)	(D)	41	22	8	10	1	—	—	—	—	—	—
5412	Accounting, tax prep, bookkeep, payroll services .....	296	1 485	6 117	44	28	6	6	4	—	—	—	—	—	—
54121	Accounting, tax prep, bookkeep, payroll services .....	296	1 485	6 117	44	28	6	6	4	—	—	—	—	—	—
541211	Offices of certified public accountants .....	184	1 100	4 743	26	15	5	4	2	—	—	—	—	—	—
5413	Architectural, engineering & related services .....	355	3 289	13 538	57	36	13	6	1	—	1	—	—	—	—
54133	Engineering services .....	228	2 473	9 753	25	16	4	3	1	—	1	—	—	—	—
541330	Engineering services .....	228	2 473	9 753	25	16	4	3	1	—	1	—	—	—	—
5415	Computer systems design & related services .....	127	2 055	12 830	29	24	3	1	—	1	—	—	—	—	—
54151	Computer systems design & related services .....	127	2 055	12 830	29	24	3	1	—	1	—	—	—	—	—
5419	Oth professional, scientific, technical services .....	199	984	4 916	42	27	10	4	1	—	—	—	—	—	—
54194	Veterinary services .....	129	739	3 387	16	5	7	3	1	—	—	—	—	—	—
541940	Veterinary services .....	129	739	3 387	16	5	7	3	1	—	—	—	—	—	—
<b>55</b>	<b>Management of companies &amp; enterprises</b> .....	<b>125</b>	<b>1 217</b>	<b>4 917</b>	<b>19</b>	<b>13</b>	<b>2</b>	<b>1</b>	<b>3</b>	—	—	—	—	—	—
551	Management of companies & enterprises .....	125	1 217	4 917	19	13	2	1	3	—	—	—	—	—	—
5511	Management of companies & enterprises .....	125	1 217	4 917	19	13	2	1	3	—	—	—	—	—	—
55111	Management of companies & enterprises .....	125	1 217	4 917	19	13	2	1	3	—	—	—	—	—	—
551114	Corp, subsidiary & regional managing offices .....	119	1 192	4 816	13	7	2	1	3	—	—	—	—	—	—
<b>56</b>	<b>Admin, support, waste mgt, remediation services</b> .....	<b>1 769</b>	<b>7 310</b>	<b>35 377</b>	<b>185</b>	<b>121</b>	<b>29</b>	<b>20</b>	<b>8</b>	<b>3</b>	<b>3</b>	<b>1</b>	—	—	—
561	Administrative & support services .....	1 645	6 386	31 107	171	112	26	19	8	2	3	1	—	—	—
5613	Employment services .....	517	1 682	9 082	9	3	—	—	1	2	3	—	—	—	—
56131	Employment placement agencies .....	(E)	(D)	(D)	3	—	—	—	—	1	2	—	—	—	—
56132	Temporary help services .....	(C)	(D)	(D)	3	1	—	—	—	1	1	—	—	—	—
5617	Services to buildings & dwellings .....	891	3 324	15 695	117	82	17	10	7	—	—	1	—	—	—
56172	Janitorial services .....	464	1 742	6 297	41	30	5	4	1	—	—	1	—	—	—
561720	Janitorial services .....	464	1 742	6 297	41	30	5	4	1	—	—	1	—	—	—
56173	Landscaping services .....	334	1 169	7 435	56	38	8	4	6	—	—	—	—	—	—
561730	Landscaping services .....	334	1 169	7 435	56	38	8	4	6	—	—	—	—	—	—
562	Waste management & remediation services .....	124	924	4 270	14	9	3	1	—	1	—	—	—	—	—
<b>61</b>	<b>Educational services</b> .....	<b>161</b>	<b>707</b>	<b>3 111</b>	<b>23</b>	<b>10</b>	<b>5</b>	<b>6</b>	<b>2</b>	—	—	—	—	—	—
611	Educational services .....	161	707	3 111	23	10	5	6	2	—	—	—	—	—	—
6111	Elementary & secondary schools .....	101	439	1 787	7	—	1	4	2	—	—	—	—	—	—
61111	Elementary & secondary schools .....	101	439	1 787	7	—	1	4	2	—	—	—	—	—	—
611110	Elementary & secondary schools .....	101	439	1 787	7	—	1	4	2	—	—	—	—	—	—
<b>62</b>	<b>Health care and social assistance</b> .....	<b>8 366</b>	<b>58 926</b>	<b>241 780</b>	<b>381</b>	<b>169</b>	<b>116</b>	<b>56</b>	<b>16</b>	<b>8</b>	<b>11</b>	<b>1</b>	<b>3</b>	<b>1</b>	—
621	Ambulatory health care services .....	2 094	18 600	87 191	247	119	78	33	11	4	2	—	—	—	—
6211	Offices of physicians .....	1 144	12 153	59 075	149	72	49	19	5	4	—	—	—	—	—
62111	Offices of physicians .....	1 144	12 153	59 075	149	72	49	19	5	4	—	—	—	—	—
621111	Offices of physicians (exc mental health) .....	1 121	11 861	57 984	144	69	48	18	5	4	—	—	—	—	—
6212	Offices of dentists .....	161	1 445	6 859	21	6	8	6	1	—	—	—	—	—	—
62121	Offices of dentists .....	161	1 445	6 859	21	6	8	6	1	—	—	—	—	—	—
621210	Offices of dentists .....	161	1 445	6 859	21	6	8	6	1	—	—	—	—	—	—
6213	Offices of other health practitioners .....	195	1 828	7 951	40	23	14	2	1	—	—	—	—	—	—
6214	Outpatient care centers .....	139	994	4 365	13	5	2	4	2	—	—	—	—	—	—
6216	Home health care services .....	373	1 728	7 110	6	1	1	—	2	—	2	—	—	—	—
62161	Home health care services .....	373	1 728	7 110	6	1	1	—	2	—	2	—	—	—	—
621610	Home health care services .....	373	1 728	7 110	6	1	1	—	2	—	2	—	—	—	—

See footnotes at end of table.

**Table 6. Counties—Employees, Payroll, and Establishments by Industry: 2001—Con.**

[Excludes most government employees, railroad employees, and self-employed persons. Size class 1 to 4 includes establishments with payroll, but no employees, during mid-March pay period. (D) denotes figures withheld to avoid disclosing data for individual companies; the data are included in broader industry totals. Detailed industries with 100 or more employees are shown if industry was not a (D). For explanation of terms, abbreviations, and data reliability/comparability, see introductory text]

NAICS code	Industry	Number of employees for week including March 12	Payroll (\$1,000)		Total number of establishments	Number of establishments by employment-size class									
			First quarter	Annual		1 to 4	5 to 9	10 to 19	20 to 49	50 to 99	100 to 249	250 to 499	500 to 999	1,000 or more	
<b>SUSSEX—Con.</b>															
<b>62 Health care and social assistance—Con.</b>															
622	Hospitals .....	(H)	(D)	(D)	3	—	—	—	—	—	—	—	—	2	1
6221	General medical & surgical hospitals .....	(H)	(D)	(D)	3	—	—	—	—	—	—	—	—	2	1
62211	General medical & surgical hospitals .....	(H)	(D)	(D)	3	—	—	—	—	—	—	—	—	2	1
623	Nursing & residential care facilities .....	2 351	10 127	39 252	24	6	4	2	—	2	8	1	1	—	—
6231	Nursing care facilities .....	1 739	6 545	25 454	14	4	—	—	—	2	7	—	1	—	—
62311	Nursing care facilities .....	1 739	6 545	25 454	14	4	—	—	—	2	7	—	1	—	—
623110	Nursing care facilities .....	1 739	6 545	25 454	14	4	—	—	—	2	7	—	1	—	—
6232	Residential mental retardation, health facil .....	(E)	(D)	(D)	8	1	4	2	—	—	—	1	—	—	—
62321	Residential mental retardation facilities .....	(E)	(D)	(D)	1	—	—	—	—	—	—	1	—	—	—
6233	Community care facilities for the elderly .....	(C)	(D)	(D)	2	1	—	—	—	—	1	—	—	—	—
62331	Community care facilities for the elderly .....	(C)	(D)	(D)	2	1	—	—	—	—	1	—	—	—	—
624	Social assistance .....	(G)	(D)	(D)	107	44	34	21	5	2	1	—	—	—	—
6241	Individual & family services .....	(E)	(D)	(D)	44	21	14	6	2	—	1	—	—	—	—
62412	Services for elderly & disabled persons .....	228	930	3 594	17	9	5	2	—	—	1	—	—	—	—
624120	Services for elderly & disabled persons .....	228	930	3 594	17	9	5	2	—	—	1	—	—	—	—
62419	Other individual & family services .....	(C)	(D)	(D)	19	7	7	3	2	—	—	—	—	—	—
6243	Vocational rehabilitation services .....	116	679	2 646	5	1	2	—	1	1	—	—	—	—	—
62431	Vocational rehabilitation services .....	116	679	2 646	5	1	2	—	1	1	—	—	—	—	—
624310	Vocational rehabilitation services .....	116	679	2 646	5	1	2	—	1	1	—	—	—	—	—
6244	Child day care services .....	396	1 174	4 934	52	20	17	12	2	1	—	—	—	—	—
62441	Child day care services .....	396	1 174	4 934	52	20	17	12	2	1	—	—	—	—	—
624410	Child day care services .....	396	1 174	4 934	52	20	17	12	2	1	—	—	—	—	—
71	<b>Arts, entertainment &amp; recreation .....</b>	<b>538</b>	<b>2 012</b>	<b>12 211</b>	<b>80</b>	<b>48</b>	<b>17</b>	<b>9</b>	<b>5</b>	<b>1</b>	—	—	—	—	—
713	Amusement, gambling & recreation industries .....	(E)	(D)	(D)	62	35	14	7	5	1	—	—	—	—	—
7139	Other amusement & recreation industries .....	418	1 413	8 404	56	33	12	6	4	1	—	—	—	—	—
71391	Golf courses & country clubs .....	240	971	5 761	11	3	2	1	4	1	—	—	—	—	—
713910	Golf courses & country clubs .....	240	971	5 761	11	3	2	1	4	1	—	—	—	—	—
72	<b>Accommodation &amp; food services .....</b>	<b>5 147</b>	<b>14 024</b>	<b>85 231</b>	<b>436</b>	<b>204</b>	<b>74</b>	<b>67</b>	<b>71</b>	<b>17</b>	<b>3</b>	—	—	—	—
721	Accommodation .....	656	1 823	12 737	76	45	7	13	11	—	—	—	—	—	—
7211	Traveler accommodation .....	(F)	(D)	(D)	65	38	6	12	9	—	—	—	—	—	—
72111	Hotels (exc casino hotels) & motels .....	565	1 523	10 374	61	34	6	12	9	—	—	—	—	—	—
721110	Hotels (exc casino hotels) & motels .....	565	1 523	10 374	61	34	6	12	9	—	—	—	—	—	—
722	Food services & drinking places .....	4 491	12 201	72 494	360	159	67	54	60	17	3	—	—	—	—
7221	Full-service restaurants .....	2 497	7 392	46 570	182	71	36	30	35	8	2	—	—	—	—
72211	Full-service restaurants .....	2 497	7 392	46 570	182	71	36	30	35	8	2	—	—	—	—
722110	Full-service restaurants .....	2 497	7 392	46 570	182	71	36	30	35	8	2	—	—	—	—
7222	Limited-service eating places .....	1 677	3 875	20 489	144	71	21	20	23	9	—	—	—	—	—
72221	Limited-service eating places .....	1 677	3 875	20 489	144	71	21	20	23	9	—	—	—	—	—
722211	Limited-service eating places .....	1 445	3 389	17 347	101	45	16	9	22	9	—	—	—	—	—
7223	Special food services .....	102	334	1 499	16	9	4	2	1	—	—	—	—	—	—
7224	Drinking places (alcoholic beverages) .....	215	600	3 936	18	8	6	2	1	—	1	—	—	—	—
72241	Drinking places (alcoholic beverages) .....	215	600	3 936	18	8	6	2	1	—	1	—	—	—	—
722410	Drinking places (alcoholic beverages) .....	215	600	3 936	18	8	6	2	1	—	1	—	—	—	—
81	<b>Other services (except public administration) .....</b>	<b>2 139</b>	<b>8 557</b>	<b>38 316</b>	<b>448</b>	<b>299</b>	<b>98</b>	<b>37</b>	<b>12</b>	<b>2</b>	—	—	—	—	—
811	Repair & maintenance .....	546	2 912	12 822	133	87	33	12	1	—	—	—	—	—	—
8111	Automotive repair & maintenance .....	376	2 016	8 528	88	53	27	7	1	—	—	—	—	—	—
81111	Automotive mechanical & electrical R&M .....	267	1 330	5 612	63	40	16	6	1	—	—	—	—	—	—
811111	General automotive repair .....	230	1 105	4 666	54	34	14	5	1	—	—	—	—	—	—
811112	Automotive body, paint, interior & glass repair .....	101	654	2 732	21	10	10	1	—	—	—	—	—	—	—
8113	Commercial equipment (exc auto & elec) R&M .....	104	606	2 708	19	10	5	4	—	—	—	—	—	—	—
81131	Commercial equipment (exc auto & elec) R&M .....	104	606	2 708	19	10	5	4	—	—	—	—	—	—	—
811310	Commercial equipment (exc auto & elec) R&M .....	104	606	2 708	19	10	5	4	—	—	—	—	—	—	—
812	Personal & laundry services .....	559	2 142	10 154	120	78	27	10	5	—	—	—	—	—	—
8121	Personal care services .....	339	1 173	5 597	74	47	17	8	2	—	—	—	—	—	—
81211	Hair, nail & skin care services .....	325	1 135	5 356	69	44	15	8	2	—	—	—	—	—	—
812112	Beauty salons .....	312	1 099	5 203	62	37	15	8	2	—	—	—	—	—	—
8123	Drycleaning & laundry services .....	120	446	2 083	19	12	4	—	3	—	—	—	—	—	—
813	Religious, grantmaking, civic, prof & like organizations .....	1 034	3 503	15 340	195	134	38	15	6	2	—	—	—	—	—
8131	Religious organizations .....	541	1 602	6 970	105	71	20	9	5	—	—	—	—	—	—
81311	Religious organizations .....	541	1 602	6 970	105	71	20	9	5	—	—	—	—	—	—
813110	Religious organizations .....	541	1 602	6 970	105	71	20	9	5	—	—	—	—	—	—
8134	Civic & social organizations .....	277	679	2 827	19	8	5	3	1	2	—	—	—	—	—
81341	Civic & social organizations .....	277	679	2 827	19	8	5	3	1	2	—	—	—	—	—
813410	Civic & social organizations .....	277	679	2 827	19	8	5	3	1	2	—	—	—	—	—
8139	Business, labor, political, like organizations .....	133	673	3 299	53	43	10	—	—	—	—	—	—	—	—
95	<b>Auxiliaries (exc corporate, subsidiary &amp; regional mgt) .....</b>	<b>(F)</b>	<b>(D)</b>	<b>(D)</b>	<b>10</b>	—	<b>3</b>	<b>1</b>	<b>3</b>	<b>2</b>	—	<b>1</b>	—	—	—
99	<b>Unclassified establishments .....</b>	<b>(B)</b>	<b>(D)</b>	<b>(D)</b>	<b>40</b>	<b>38</b>	<b>2</b>	—	—	—	—	—	—	—	—

Note: Employment-size classes are indicated as follows: A—0 to 19; B—20 to 99; C—100 to 249; E—250 to 499; F—500 to 999; G—1,000 to 2,499; H—2,500 to 4,999; I—5,000 to 9,999; J—10,000 to 24,999; K—25,000 to 49,999; L—50,000 to 99,999; M—100,000 or more.

## **Description of Publications Issued in Previous Years**

### **1974 through 2000**

Data are provided for mid-March employment, first-quarter and annual payrolls, and establishments, by industry, for each county in the state and, in a separate report, for the United States. Data are included for every industry having a significant number of employees or establishments. Refer to General Explanation for a description of the types of employment covered.

### **1964 through 1973**

Data are provided for first-quarter reporting units, employment, and taxable payrolls for each county and metropolitan area in the state and, in a separate report, for the United States. Data are included for every industry having a significant number of employees or reporting units.

### **1959 and 1962**

Data are provided for first-quarter reporting units, employment, and taxable payrolls for each county in the state and, in a separate report, for the United States. Data are included for every industry having a significant number of employees or reporting units. Data are combined for some counties in eight states.

### **1956**

Data are provided for first-quarter reporting units, employment, and taxable payrolls for each county in the state and, in a separate report, for the United States. Data are included for SIC economic divisions, major groups, and selected three-digit SICs. Data are combined for some counties in eight states.

### **1949 and 1950**

Data are provided for first-quarter manufacturing establishments, employment, and taxable payrolls for each large county in the state and, in a separate report, for the United States. Data are included for manufacturing major industry groups and selected three-digit SICs. Manufacturing totals are included for small counties. Data are combined for some counties in eight states.

### **1947, 1948, 1951, and 1953**

Data are provided for first-quarter reporting units, employment, and taxable payrolls for each large county in the state and, in a separate report, for the United States. Data are included for SIC economic divisions, major groups, and selected three-digit SICs. Economic division totals are included for small counties. Data are combined for some counties in eight states.

### **1946**

Data are provided for first-quarter reporting units, employment, and taxable payrolls for each large county in the state and, in a separate report, for the United States. Data are included for SIC economic divisions and major groups. Economic division totals are included for small counties. Data are combined for some counties in eight states.

### **Availability**

The most recent edition of County Business Patterns can be examined on the Internet at [www.census.gov](http://www.census.gov). Editions prior to 1993 are available in depository libraries for Federal publications, which are conveniently located in all areas of the country.

For information on the coverage of individual series, write to Chief, Economic Planning and Coordination Division, U.S. Census Bureau, Washington, DC 20233.