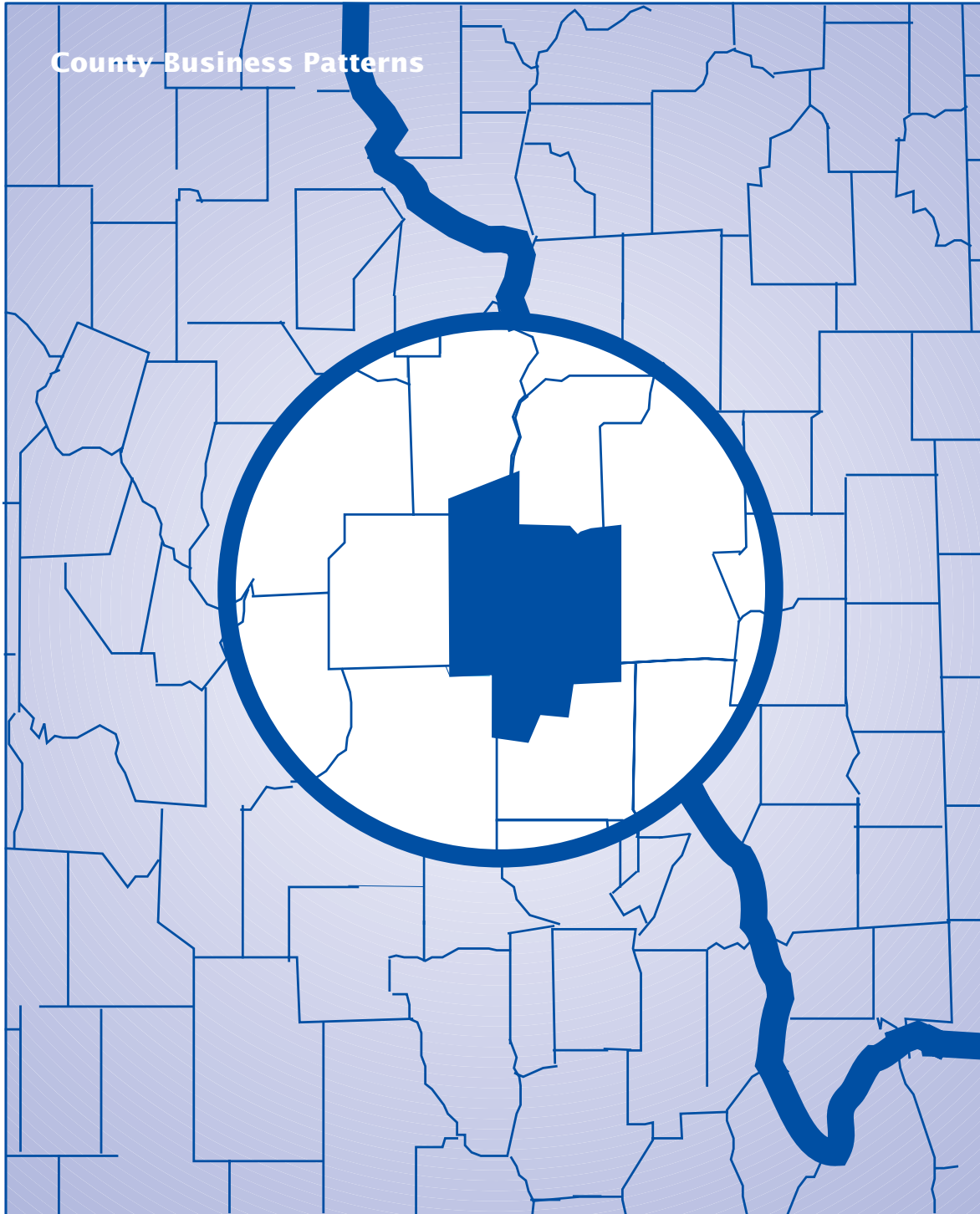


# Connecticut: 2000

Issued May 2002

CBP/00-8



U S C E N S U S B U R E A U

*Helping You Make Informed Decisions • 1902-2002*

U.S. Department of Commerce  
Economics and Statistics Administration  
U.S. CENSUS BUREAU



## ACKNOWLEDGMENTS

This report was prepared under the general direction of **Carl A. Konschnik**, Assistant Division Chief for Research and Methodology, Economic Planning and Coordination Division. **Paul Hanczaryk**, Chief, Register Analysis Branch, supervised the preparation of this report and was assisted by **Phil Thompson** and **Gerald Feuer**. **Kasey Dickenson, Yolanda Funderburk, Mary Green, Mary Hogan, Joel Fowler, Alan Pines, and Jon Youngman** contributed in resolving establishment processing problems and in data analysis.

Additional data analysis was provided by the staffs of **Lawrence A. Blum**, Assistant Division Chief for Collection Activities, Economic Planning and Coordination Division, assisted by **David Eade**; and **Carlene Bottorff**, Chief, Economic Projects Branch, National Processing Center, assisted by **Marsha Sowders** and **Anita Coomes**. Statistical methodology and quality assurance operations were performed by **Ken Sausman, Michael Kornbau, Thomas Cevis, and Marilyn Italiano**.

**Steven McCraith**, Chief, Census Related Surveys Branch, Economic Statistical Methods and Programming Division, assisted

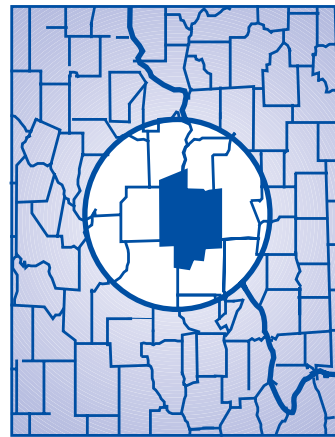
by **Dan Vacca**, supervised computer support operations. **Ed Carr** was assigned primary responsibility for programming this report. **Jerry Richards** and **Bob Penrod** provided additional support for computer operations.

**David Chapman** of the Economic Statistical Methods and Programming Division contributed to the editing system and provided other methodological improvements.

**Kim D. Ottenstein, Bernadette J. Gayle, and Laurene V. Qualls** of the Administrative and Customer Services Division, **Walter C. Odom**, Chief, provided publications and printing management, graphics design and composition, and editorial review for print and electronic media. General direction and production management were provided by **Michael G. Garland**, Assistant Chief, and **Gary J. Lauffer**, Chief, Publications Services Branch.

Special acknowledgment is also due the many businesses whose cooperation has contributed to the publication of these data.

## County Business Patterns



**U.S. Department of Commerce**

**Donald L. Evans,**

Secretary

**Samuel W. Bodman,**

Deputy Secretary

**Economics  
and Statistics  
Administration**

**Kathleen B. Cooper,**

Under Secretary for  
Economic Affairs

**U.S. CENSUS BUREAU**  
**Charles Louis Kincannon,**

Director

---

SUGGESTED CITATION

U.S. Census Bureau,  
County Business Patterns 2000

**CONNECTICUT**

Washington, DC, 2002



**Economics  
and Statistics  
Administration**

**Kathleen B. Cooper,**  
Under Secretary  
for Economic Affairs



**U.S. CENSUS BUREAU**

**Charles Louis Kincannon,**  
Director

**William G. Barron, Jr.,**  
Deputy Director

**John H. Thompson,**  
Principal Associate Director  
for Programs

**Frederick T. Knickerbocker,**  
Associate Director  
for Economic Programs

**Thomas L. Mesenbourg,**  
Assistant Director  
for Economic Programs

**Shirin A. Ahmed,**  
Chief, Economic  
Planning and Coordination  
Division

CONTENTS

General Explanation	
Introduction .....	V
Industry Classifications .....	V
Data Products .....	V
Sources of Data .....	VI
Definitions of Basic Data Items .....	VI
Industry and Geography Classifications .....	VII
Comparability With Other Data .....	VII
Data Withheld From Publication .....	VII
Reliability of Data .....	VIII
Abbreviations and Symbols .....	VIII
State Map .....	IX
Tables	
1. The State—Establishments, Employees, and Payroll by Major Group: 2000 and 1999 .....	1
2. The State—Employees, Payroll, and Establishments by Industry: 2000 .....	3
3. The State—Employees and Annual Payroll by Employment-Size Class: 2000 .....	30
4. The State—Establishments With 1,000 Employees or More by Major Group and Employment-Size Class: 2000 .....	35
5. The State—Employees, Payroll, and Establishments by County: 2000 and 1999 .....	36
6. Counties—Employees, Payroll, and Establishments by Industry: 2000 .....	37
Description of Pubs Issued in Previous Years—Inside Back Cover	

# General Explanation

---

## INTRODUCTION

County Business Patterns is an annual series that provides subnational economic data by industry. The series is useful for studying the economic activity of small areas; analyzing economic changes over time; and as a benchmark for statistical series, surveys, and databases between economic censuses. Businesses use the data for analyzing market potential, measuring the effectiveness of sales and advertising programs, setting sales quotas, and developing budgets. Government agencies use the data for administration and planning.

County Business Patterns covers most of the country's economic activity. The series excludes data on self-employed individuals, employees of private households, railroad employees, agricultural production employees, and most government employees.

This series has been published annually since 1964 and at irregular intervals dating back to 1946. The comparability of data over time may be affected by definitional changes in establishments, activity status, and industrial classifications. For more details on these changes, see the section "Comparability With Other Data."

## INDUSTRY CLASSIFICATIONS

Data from the County Business Patterns series are published primarily on the basis of the North American Industry Classification System (NAICS). Earlier County Business Patterns data were published according to the Standard Industrial Classification (SIC) system. While many of the individual NAICS industries correspond directly to industries as defined under the SIC system, most of the aggregate NAICS groupings do not.

Particular care should be taken in comparing data for retail trade, wholesale trade, and manufacturing, which are sector titles used in both NAICS and SIC, but cover somewhat different groups of industries. For more information on NAICS and changes from the SIC system, go to [www.census.gov/epcd/www/naics.html](http://www.census.gov/epcd/www/naics.html)

The 2000 County Business Patterns series includes the following NAICS sectors:

<i>Sector</i>	<i>Description</i>
11	Forestry, Fishing, Hunting, and Agriculture Support
21	Mining
22	Utilities

<i>Sector</i>	<i>Description</i>
23	Construction
31-33	Manufacturing
42	Wholesale Trade
44-45	Retail Trade
48-49	Transportation and Warehousing
51	Information
52	Finance and Insurance
53	Real Estate and Rental and Leasing
54	Professional, Scientific, and Technical Services
55	Management of Companies and Enterprises
56	Administrative and Support and Waste Management and Remediation Services
61	Educational Services
62	Health Care and Social Assistance
71	Arts, Entertainment, and Recreation
72	Accommodation and Food Services
81	Other Services (except Public Administration)
95	Auxiliaries (except corporate, subsidiary, and regional management)
99	Unclassified

County Business Patterns data are tabulated by industry as defined in the manual entitled *North American Industry Classification System: United States, 1997* with some exceptions. Data for auxiliary establishments (except corporate, subsidiary, and regional managing offices) will be tabulated in a separate category (Sector 95).

The 2000 County Business Patterns covers all NAICS industries except crop and animal production (NAICS 111,112), rail transportation (NAICS 482), National Postal Service (NAICS 491), pension, health, welfare, and vacation funds (NAICS 525110, 525120, 525190), trusts, estates, and agency accounts (NAICS 525920), private households (NAICS 814), and public administration (NAICS 92).

## DATA PRODUCTS

### Reports

The County Business Patterns data series includes a separate printed report for each state, the District of Columbia, Puerto Rico, and the United States. Individual state reports present payroll and employment data for the state and counties by industry. The reports also include the number of establishments by industry and employment size class.

---

The United States report presents similar data for the country as a whole. In addition, the U.S. report provides employment and payroll data by employment size class for major industry groups.

Data for industries with fewer than 100 employees, as well as data for detailed industries withheld to avoid disclosing data for individual companies, are not shown in the printed reports. However, these data are available on CD-ROM and other computer products.

### **Electronic Data Formats**

County Business Patterns series data are available on CD-ROM, computer tapes and diskettes. The CD-ROM also includes software for creating County Business Patterns data files compatible with popular database and spreadsheet software. In addition, ZIP Code Business Patterns data are available on CD-ROM and are available shortly after the release of County Business Patterns, and include the number of establishments by NAICS industry.

Publications also are available in Portable Document Format (PDF) at [www.census.gov/prod/www/abs/cbptotal.html](http://www.census.gov/prod/www/abs/cbptotal.html). In order to view these files, you will need the Adobe(R) Acrobat(R) Reader, which is available for free from the Adobe web site at [www.adobe.com](http://www.adobe.com). Alternatively, the Census Bureau will print the publication, give it a glue binding, and ship it to you for a fee.

For information and options to order County Business Patterns data products, contact:

Customer Services Center  
Marketing Services Office  
U.S. Census Bureau  
Washington, DC 20233

Telephone: 301-457-4100  
Internet address: [www.census.gov/](http://www.census.gov/)

### **Special Tabulations**

Special tabulations of County Business Patterns are available on a cost-reimbursable basis. For more information, contact:

U.S. Census Bureau  
Economic Planning and Coordination Division  
Register Analysis Branch  
Washington, DC 20233

Telephone: 301-457-2580  
Fax: 301-457-4433  
E-mail: [cbp@census.gov](mailto:cbp@census.gov)

### **SOURCES OF DATA**

County Business Patterns basic data items are extracted from the Standard Statistical Establishment List, a file of all known single and multiestablishment employer companies maintained and updated by the U.S. Census Bureau. The annual Company Organization Survey provides individual

establishment data for multiestablishment companies. Data for single-establishment companies are obtained from various Census Bureau programs, such as the Annual Survey of Manufactures and Current Business Surveys, as well as from administrative records of the Internal Revenue Service, the Social Security Administration, and the Bureau of Labor Statistics.

### **DEFINITIONS OF BASIC DATA ITEMS**

#### **Establishments**

An establishment is a single physical location at which business is conducted or services or industrial operations are performed. It is not necessarily identical with a company or enterprise, which may consist of one or more establishments. When two or more activities are carried on at a single location under a single ownership, all activities generally are grouped together as a single establishment. The entire establishment is classified on the basis of its major activity and all data are included in that classification.

Establishment-size designations are determined by paid employment in the mid-March pay period. The size group "1 to 4" includes establishments that did not report any paid employees in the mid-March pay period but paid wages to at least one employee at some time during the year.

Establishment counts represent the number of locations with paid employees any time during the year. This series excludes governmental establishments except for wholesale liquor establishments (NAICS 4228), retail liquor stores (NAICS 44531), Federally-chartered savings institutions (NAICS 522120), Federally-chartered credit unions (NAICS 522130), and hospitals (NAICS 622).

#### **Payroll**

Total payroll includes all forms of compensation, such as salaries, wages, reported tips, commissions, bonuses, vacation allowances, sick-leave pay, employee contributions to qualified pension plans, and the value of taxable fringe benefits. For corporations, it includes amounts paid to officers and executives; for unincorporated businesses, it does not include profit or other compensation of proprietors or partners. Payroll is reported before deductions for Social Security, income tax, insurance, union dues, etc. First-quarter payroll consists of payroll during the January-to-March quarter.

#### **Mid-March Employment**

Paid employment consists of full- and part-time employees, including salaried officers and executives of corporations, who are on the payroll in the pay period including March 12. Included are employees on paid sick leave, holidays, and vacations; not included are proprietors and partners of unincorporated businesses.

---

## **INDUSTRY AND GEOGRAPHY CLASSIFICATIONS**

The quinquennial economic censuses are the primary source for industry and geography classifications. The annual Company Organization Survey, Annual Survey of Manufactures, Current Business Surveys, and other Census Bureau programs provide regular updates.

### **Industry Classification**

Additional sources for assigning industry classifications are the Social Security Administration, the Internal Revenue Service, and the Bureau of Labor Statistics. These sources provide industry classification information for new businesses and businesses not canvassed in the Census Bureau programs. Establishments without sufficient industry information are tabulated in the “unclassified establishments” group.

Industry classifications are explained in an appendix in the U.S. Summary. The industry titles used throughout this series are the short NAICS titles; complete descriptions are contained in the manual entitled *North American Industry Classification System: United States, 1997*.

### **Geography Classification**

Most geography codes are derived from the physical location address reported in Census Bureau programs. The Internal Revenue Service provides supplemental address information. Those employers without a fixed location within a state (or of unknown county location) are included under a “statewide” classification at the end of the county tables. This incomplete detail causes only slight understatement of county employment. The independent cities in Virginia, and the cities of Baltimore, MD; Carson City, NV; and St. Louis, MO, are treated as separate counties.

### **Employee Leasing Services**

Historically, the permanent on-site work force at a business location were paid employees of that establishment. This traditional practice of firms directly hiring employees is still the dominant employer/employee relationship in the United States. However, over the past decade a new work force arrangement has emerged.

Under this new arrangement, a company commonly known as an employee leasing company or professional employer organization (PEO) operates in a co-employment relationship with client businesses. Employee leasing establishments typically acquire and lease back some or all of the employees of their clients, and serve as the employer of record of the leased employees for payroll, benefits, and related purposes.

The 2000 CBP shows over 1.25 million employees in employee leasing services (NAICS 561330), up significantly from the approximately 1 million employees published in the 1999 CBP. Clearly, the employees are not classified in the predominant industry of the client businesses.

Also, leasing companies may pay these employees out of a single payroll office. This may result in the leasing company’s employment and payroll data being reported in the county where the payroll office is located, thus distorting the data for that county. In some cases, many thousands of employees may be paid from a single payroll office. Therefore, for geography purposes, we may publish employee-leasing establishments in the “statewide” category in states where such payroll offices are located, as these establishments service multiple counties.

## **COMPARABILITY WITH OTHER DATA**

### **Earlier County Business Patterns**

The comparability of data with previous County Business Patterns series may be affected by the following definitional changes:

- The change from a “reporting unit” concept to establishment based data in 1974
- The change in definition of “active” establishments in 1983
- The change in industrial classification definitions, the most recent occurring in 1998

A description of previous County Business Patterns publications is provided on the inside back cover.

### **1997 Economic Census**

Definitional and coverage differences may affect the direct comparison of 1997 Economic Census and County Business Patterns data. Definitions of an establishment, employment, and payroll are detailed in the introductory text of each publication.

The 1997 Economic Census generally uses respondent-reported data. The County Business Patterns uses administrative record data for small establishments. Although efforts are made to resolve significant differences in the data, differences are known to exist.

Some large companies report different activities at the same location as separate profit centers. The County Business Patterns program treats each profit center as a separate establishment. The 1997 Economic Census may combine the profit centers into one establishment. This results in establishment count differences.

### **DATA WITHHELD FROM PUBLICATION**

In accordance with U.S. Code, Title 13, Section 9, no data are published that would disclose the operations of an individual employer. However, the number of establishments in an industry classification and the distribution of these establishments by employment-size class are not considered to be disclosures, and so this information may be released even though other information is withheld from publications.



---

## RELIABILITY OF DATA

All data are tabulated from universe files and are not subject to sampling errors. However, the data are subject to nonsampling errors. Nonsampling errors can be attributed to many sources: inability to identify all cases in the universe; definition and classification difficulties; differences in interpretation of questions; errors in recording or coding the data obtained; and estimation of employers who reported too late to be included in the tabulations and for records with missing or misreported data.

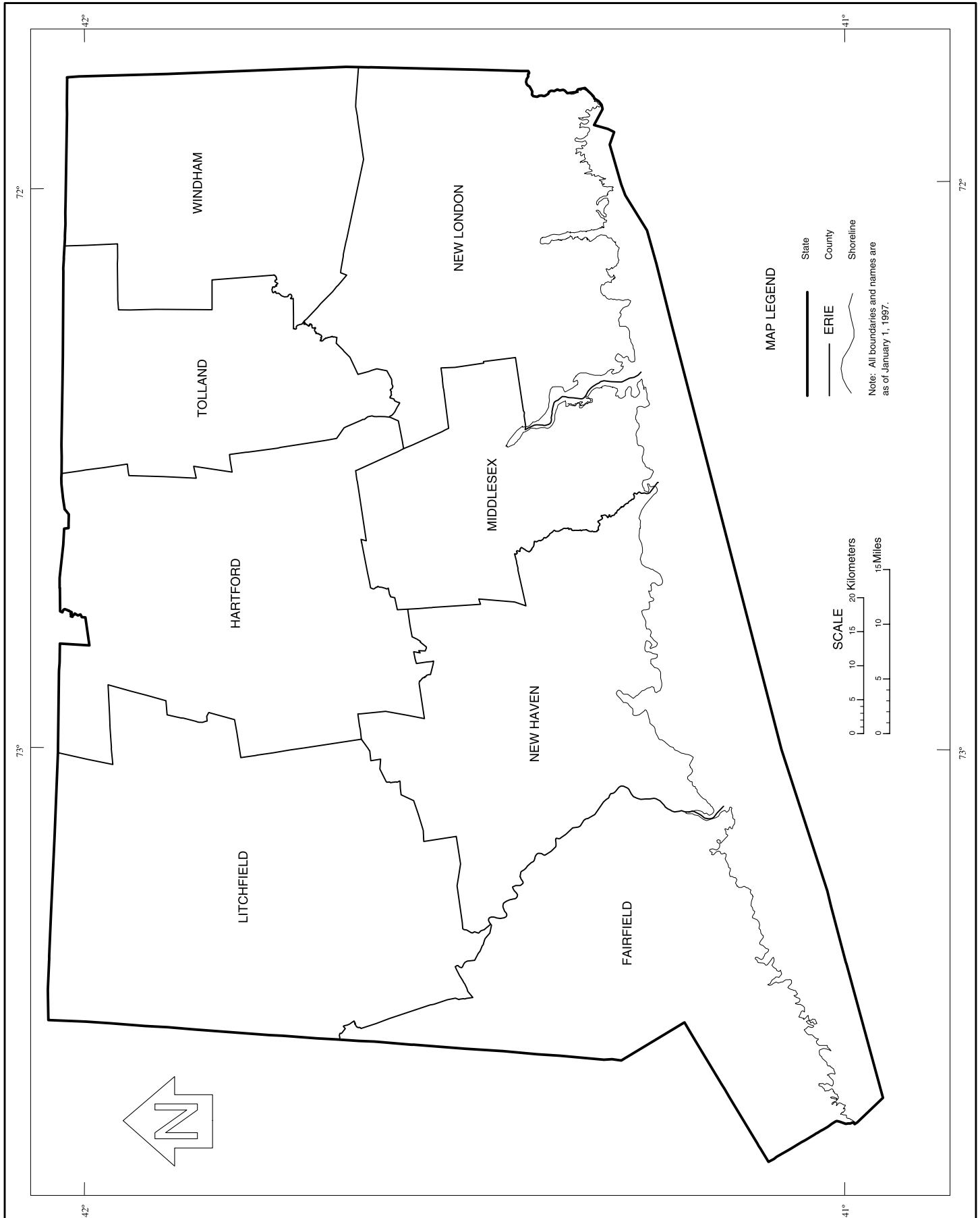
The accuracy of the data is determined by the joint effects of the various nonsampling errors. No direct measurement of these effects has been obtained; however, precautionary steps were taken in all phases of collection, processing, and tabulation to minimize the effects of nonsampling errors.

## ABBREVIATIONS AND SYMBOLS

The following abbreviations and symbols are used in this publication:

–	Represents zero.
A-C, E-M	Entered in place of employment data, represents an employment-size class as defined in the footnote of the tables.
(D)	Withheld to avoid disclosing data for individual companies; data are included in broader industry totals.
n.e.c.	Not elsewhere classified.
NAICS	North American Industry Classification System.

# County Business Patterns--Connecticut



**Table 1. The State—Establishments, Employees, and Payroll by Major Group: 2000 and 1999**

[Excludes most government employees, railroad employees, and self-employed persons. (D) denotes figures withheld to avoid disclosing data for individual companies; the data are included in broader industry totals. For explanation of terms, abbreviations, and data reliability/comparability, see introductory text.]

NAICS code	Major group	2000				1999			
		Number of establishments	Number of employees for week including March 12	Payroll (\$1,000)		Number of establishments	Number of employees for week including March 12	Payroll (\$1,000)	
				First quarter	Annual			First quarter	Annual
	<b>Total</b>	<b>92 436</b>	<b>1 546 250</b>	<b>17 277 385</b>	<b>67 384 810</b>	<b>92 454</b>	<b>1 530 539</b>	<b>15 061 152</b>	<b>62 082 551</b>
<b>11</b>	<b>Forestry, fishing, hunting, and agriculture support</b>	<b>102</b>	<b>440</b>	<b>2 864</b>	<b>11 892</b>	<b>104</b>	<b>364</b>	<b>2 246</b>	<b>10 482</b>
113	Forestry and logging	22	(B)	(D)	(D)	21	(B)	(D)	(D)
114	Fishing, hunting & trapping	15	(B)	(D)	(D)	18	(B)	(D)	(D)
115	Agriculture & forestry support activities	65	(E)	(D)	(D)	65	(C)	(D)	(D)
<b>21</b>	<b>Mining</b>	<b>76</b>	<b>719</b>	<b>6 332</b>	<b>37 045</b>	<b>74</b>	<b>680</b>	<b>6 255</b>	<b>32 730</b>
211	Oil & gas extraction	6	(A)	(D)	(D)	6	(A)	(D)	(D)
212	Mining (except oil & gas)	62	656	5 615	33 014	60	(F)	(D)	(D)
213	Mining support activities	8	(B)	(D)	(D)	8	(B)	(D)	(D)
<b>22</b>	<b>Utilities</b>	<b>143</b>	<b>11 343</b>	<b>223 738</b>	<b>788 324</b>	<b>146</b>	<b>11 330</b>	<b>199 474</b>	<b>757 847</b>
221	Utilities	143	11 343	223 738	788 324	146	11 330	199 474	757 847
<b>23</b>	<b>Construction</b>	<b>9 334</b>	<b>66 858</b>	<b>626 973</b>	<b>3 035 342</b>	<b>9 281</b>	<b>62 095</b>	<b>536 674</b>	<b>2 725 582</b>
233	Building, developing & general contracting	2 558	13 437	135 347	636 815	2 590	12 367	118 422	587 706
234	Heavy construction	433	12 884	117 864	623 778	441	12 233	101 337	561 130
235	Special trade contractors	6 343	40 537	373 762	1 774 749	6 250	37 495	316 915	1 576 746
<b>31-33</b>	<b>Manufacturing</b>	<b>5 503</b>	<b>232 789</b>	<b>2 742 361</b>	<b>11 343 594</b>	<b>5 657</b>	<b>238 085</b>	<b>2 625 682</b>	<b>11 112 058</b>
311	Food mfg	274	8 151	64 539	288 620	290	8 341	59 052	259 314
312	Beverage & tobacco product mfg	21	(E)	(D)	(D)	21	(E)	(D)	(D)
313	Textile mills	49	2 872	27 145	113 606	52	2 760	25 010	106 649
314	Textile product mills	93	1 707	11 123	49 047	95	1 704	9 561	48 024
315	Apparel manufacturing	79	1 177	8 105	43 971	73	1 437	8 702	44 376
316	Leather & allied product mfg	6	(E)	(D)	(D)	6	(E)	(D)	(D)
321	Wood product mfg	134	1 745	13 776	58 562	129	1 677	12 611	54 986
322	Paper mfg	89	5 825	61 169	251 694	91	5 689	52 814	244 388
323	Printing & related support activities	593	12 591	130 618	522 065	624	12 898	120 564	505 849
324	Petroleum & coal products mfg	43	641	6 243	30 461	42	463	4 705	25 815
325	Chemical mfg	156	17 370	290 781	1 194 649	159	16 874	306 307	1 279 369
326	Plastics & rubber products mfg	249	9 735	83 863	363 027	255	9 971	83 754	365 617
327	Nonmetallic mineral product mfg	141	3 105	29 150	136 171	141	2 788	24 608	120 082
331	Primary metal mfg	114	5 282	59 751	248 265	111	5 693	56 339	253 309
332	Fabricated metal product mfg	1 435	41 275	438 344	1 860 257	1 470	42 871	392 690	1 732 317
333	Machinery mfg	606	22 856	281 089	1 111 893	624	22 479	257 018	1 015 157
334	Computer & electronic product mfg	363	21 494	253 833	1 049 461	375	21 613	238 272	1 039 836
335	Electrical equip, appliance & component mfg	199	14 137	146 267	599 651	212	14 007	132 607	571 640
336	Transportation equipment mfg	201	45 392	660 320	2 688 791	210	48 968	676 428	2 729 453
337	Furniture & related product mfg	231	3 138	24 927	109 476	239	3 173	23 284	107 020
339	Miscellaneous mfg	427	13 586	139 492	578 264	438	13 993	133 362	574 443
<b>42</b>	<b>Wholesale trade</b>	<b>5 076</b>	<b>76 997</b>	<b>1 067 068</b>	<b>4 481 483</b>	<b>5 179</b>	<b>75 745</b>	<b>947 774</b>	<b>4 185 453</b>
421	Wholesale trade, durable goods	3 368	45 375	616 277	2 630 270	3 458	44 241	559 463	2 475 739
422	Wholesale trade, nondurable goods	1 708	31 622	450 791	1 851 213	1 721	31 504	388 311	1 709 714
<b>44-45</b>	<b>Retail trade</b>	<b>14 111</b>	<b>191 040</b>	<b>1 086 471</b>	<b>4 539 650</b>	<b>14 258</b>	<b>194 237</b>	<b>959 596</b>	<b>4 277 410</b>
441	Motor vehicle & parts dealers	1 357	21 848	195 097	872 327	1 367	21 156	171 621	824 009
442	Furniture & home furnishing stores	917	6 837	40 790	180 606	931	6 951	37 038	172 375
443	Electronics & appliance stores	583	4 715	33 864	142 940	589	4 623	29 391	126 931
444	Bldg material & garden equip & supp dealers	1 141	16 903	122 225	524 559	1 157	16 500	112 539	514 036
445	Food & beverage stores	2 172	40 915	215 168	823 265	2 157	45 520	179 273	763 568
446	Health & personal care stores	1 011	14 331	68 584	289 080	1 058	14 801	61 756	274 204
447	Gasoline stations	1 272	8 088	34 913	150 782	1 282	8 930	33 798	143 108
448	Clothing & clothing accessories stores	2 030	20 863	75 718	329 835	2 032	19 837	69 633	329 866
451	Sporting goods, hobby, book & music stores	941	8 572	29 956	130 364	977	8 539	29 082	128 528
452	General merchandise stores	343	24 022	84 653	377 286	354	23 649	78 767	336 492
453	Miscellaneous store retailers	1 543	10 793	47 896	208 289	1 551	10 576	39 907	185 150
454	Nonstore retailers	801	13 153	137 607	510 357	803	13 155	116 791	479 143
<b>48-49</b>	<b>Transportation &amp; warehousing</b>	<b>1 568</b>	<b>33 787</b>	<b>247 239</b>	<b>1 061 947</b>	<b>1 550</b>	<b>33 398</b>	<b>233 507</b>	<b>1 019 251</b>
481	Air transportation	47	1 175	10 847	45 270	42	1 097	10 564	42 028
483	Water transportation	39	1 033	14 115	56 303	38	1 482	15 478	74 597
484	Truck transportation	680	7 741	63 259	274 941	655	7 346	55 599	258 381
485	Transit & ground passenger transportation	318	11 234	56 946	231 125	340	11 588	52 956	228 160
486	Pipeline transportation	11	(C)	(D)	(D)	6	(C)	(D)	(D)
487	Scenic & sightseeing transportation	18	(B)	(D)	(D)	16	(B)	(D)	(D)
488	Transportation support activities	292	3 465	37 658	166 356	291	3 212	34 442	146 840
492	Couriers & messengers	112	8 305	55 936	255 317	110	7 813	57 633	241 735
493	Warehousing & storage	51	612	4 467	18 549	52	(F)	(D)	(D)
<b>51</b>	<b>Information</b>	<b>1 726</b>	<b>51 700</b>	<b>1 134 592</b>	<b>3 531 449</b>	<b>1 666</b>	<b>48 013</b>	<b>628 045</b>	<b>2 575 023</b>
511	Publishing industries	525	15 627	241 846	952 740	528	14 958	200 893	833 531
512	Motion picture & sound recording industries	243	2 858	23 751	107 084	250	2 571	22 562	103 428
513	Broadcasting & telecommunications	549	22 993	378 373	1 365 268	529	21 913	311 462	1 140 884
514	Information & data processing services	409	10 222	490 622	1 106 357	359	8 571	93 128	497 180
<b>52</b>	<b>Finance &amp; insurance</b>	<b>5 694</b>	<b>128 662</b>	<b>3 564 287</b>	<b>11 014 336</b>	<b>5 612</b>	<b>128 290</b>	<b>2 970 844</b>	<b>9 660 600</b>
521	Monetary authorities - central bank	1	(C)	(D)	(D)	1	(C)	(D)	(D)
522	Credit intermediation & related activities	2 097	(K)	(D)	(D)	2 025	31 648	484 272	1 750 640
523	Security, commodity contracts & like activity	1 393	15 565	1 513 452	3 705 898	1 313	15 888	1 053 022	2 950 455
524	Insurance carriers & related activities	2 174	81 011	1 519 171	5 381 719	2 250	80 282	1 424 127	4 933 548
525	Funds, trusts, & other financial vehicles (part)	29	(E)	(D)	(D)	23	(E)	(D)	(D)
<b>53</b>	<b>Real estate &amp; rental &amp; leasing</b>	<b>3 229</b>	<b>22 902</b>	<b>213 689</b>	<b>872 140</b>	<b>3 310</b>	<b>21 220</b>	<b>158 960</b>	<b>693 996</b>
531	Real estate	2 533	15 611	147 088	606 687	2 564	14 107	114 208	493 117
532	Rental & leasing services	662	7 030	63 844	255 504	711	6 920	42 988	191 527
533	Lessors of other nonfinancial intangible asset	34	261	2 757	9 949	35	193	1 764	9 352

See footnotes at end of table.

**Table 1. The State—Establishments, Employees, and Payroll by Major Group: 2000 and 1999—Con.**

[Excludes most government employees, railroad employees, and self-employed persons. (D) denotes figures withheld to avoid disclosing data for individual companies; the data are included in broader industry totals. For explanation of terms, abbreviations, and data reliability/comparability, see introductory text]

NAICS code	Major group	2000				1999			
		Number of establishments	Number of employees for week including March 12	Payroll (\$1,000)		Number of establishments	Number of employees for week including March 12	Payroll (\$1,000)	
				First quarter	Annual			First quarter	Annual
<b>54</b>	<b>Professional, scientific &amp; technical services</b> .....	<b>10 183</b>	<b>93 567</b>	<b>1 322 227</b>	<b>5 856 945</b>	<b>10 174</b>	<b>87 130</b>	<b>1 099 406</b>	<b>5 016 497</b>
541	Professional, scientific & technical services .....	10 183	93 567	1 322 227	5 856 945	10 174	87 130	1 099 406	5 016 497
<b>55</b>	<b>Management of companies &amp; enterprises</b> .....	<b>686</b>	<b>46 062</b>	<b>1 229 046</b>	<b>4 473 134</b>	<b>673</b>	<b>48 028</b>	<b>1 195 556</b>	<b>4 498 658</b>
551	Management of companies & enterprises .....	686	46 062	1 229 046	4 473 134	673	48 028	1 195 556	4 498 658
<b>56</b>	<b>Admin, support, waste mgt, remediation services</b> .....	<b>5 398</b>	<b>105 808</b>	<b>654 257</b>	<b>2 813 062</b>	<b>5 368</b>	<b>106 462</b>	<b>608 850</b>	<b>2 723 190</b>
561	Administrative & support services .....	5 087	100 818	608 869	2 615 124	5 058	101 851	569 807	2 562 607
562	Waste management & remediation services .....	311	4 990	45 388	197 938	310	4 611	39 043	160 583
<b>61</b>	<b>Educational services</b> .....	<b>992</b>	<b>54 598</b>	<b>383 600</b>	<b>1 593 729</b>	<b>984</b>	<b>51 404</b>	<b>344 526</b>	<b>1 498 486</b>
611	Educational services .....	992	54 598	383 600	1 593 729	984	51 404	344 526	1 498 486
<b>62</b>	<b>Health care and social assistance</b> .....	<b>9 200</b>	<b>213 835</b>	<b>1 674 742</b>	<b>7 153 183</b>	<b>9 281</b>	<b>213 240</b>	<b>1 533 656</b>	<b>6 869 396</b>
621	Ambulatory health care services .....	6 365	68 994	627 096	2 869 076	6 488	71 829	597 533	2 788 011
622	Hospitals .....	56	59 246	583 797	2 375 059	54	59 308	528 342	2 268 220
623	Nursing & residential care facilities .....	874	53 293	329 043	1 347 040	837	52 090	291 800	1 303 611
624	Social assistance .....	1 905	32 302	134 806	562 008	1 902	30 013	115 981	509 554
<b>71</b>	<b>Arts, entertainment &amp; recreation</b> .....	<b>1 498</b>	<b>39 239</b>	<b>200 369</b>	<b>953 210</b>	<b>1 459</b>	<b>36 590</b>	<b>187 650</b>	<b>886 890</b>
711	Performing arts, spectator sports & related industries .....	397	4 597	32 754	164 186	384	4 191	28 669	147 014
712	Museums, historical sites & like institutions .....	122	2 106	11 234	47 171	115	2 131	9 733	42 738
713	Amusement, gambling & recreation industries .....	979	32 536	156 381	741 853	960	30 268	149 248	697 138
<b>72</b>	<b>Accommodation &amp; food services</b> .....	<b>6 757</b>	<b>97 850</b>	<b>324 878</b>	<b>1 419 577</b>	<b>6 711</b>	<b>96 985</b>	<b>287 438</b>	<b>1 301 584</b>
721	Accommodation .....	391	11 721	56 540	248 999	384	11 861	47 464	224 569
722	Food services & drinking places .....	6 366	86 129	268 338	1 170 578	6 327	85 124	239 974	1 077 015
<b>81</b>	<b>Other services (except public administration)</b> .....	<b>9 571</b>	<b>62 361</b>	<b>343 860</b>	<b>1 468 917</b>	<b>9 570</b>	<b>62 132</b>	<b>323 821</b>	<b>1 417 367</b>
811	Repair & maintenance .....	2 863	15 109	109 586	469 676	2 874	15 373	102 059	454 845
812	Personal & laundry services .....	3 301	18 773	86 852	378 416	3 299	18 687	79 000	361 136
813	Religious, grantmaking, civic, prof & like organizations .....	3 407	28 479	147 422	620 825	3 397	28 072	142 762	601 386
<b>95</b>	<b>Auxiliaries (exc corporate, subsidiary &amp; regional mgt)</b> .....	<b>165</b>	<b>13 766</b>	<b>220 096</b>	<b>873 717</b>	<b>167</b>	<b>14 116</b>	<b>207 987</b>	<b>788 468</b>
<b>99</b>	<b>Unclassified establishments</b> .....	<b>1 424</b>	<b>1 927</b>	<b>8 696</b>	<b>62 134</b>	<b>1 230</b>	<b>995</b>	<b>3 205</b>	<b>31 583</b>

Note: Employment-size classes are indicated as follows: A—0 to 19; B—20 to 99; C—100 to 249; E—250 to 499; F—500 to 999; G—1,000 to 2,499; H—2,500 to 4,999; I—5,000 to 9,999; J—10,000 to 24,999; K—25,000 to 49,999; L—50,000 to 99,999; M—100,000 or more.

**Table 2. The State—Employees, Payroll, and Establishments by Industry: 2000**

[Excludes most government employees, railroad employees, and self-employed persons. Size class 1 to 4 includes establishments with payroll, but no employees, during mid-March pay period. (D) denotes figures withheld to avoid disclosing data for individual companies; the data are included in broader industry totals. For explanation of terms, abbreviations, and data reliability/comparability, see introductory text]

NAICS code	Industry	Number of employees for week including March 12	Payroll (\$1,000)		Total number of establishments	Number of establishments by employment-size class								
			First quarter	Annual		1 to 4	5 to 9	10 to 19	20 to 49	50 to 99	100 to 249	250 to 499	500 to 999	1,000 or more
	<b>Total</b>	<b>1 546 250</b>	<b>17 277 385</b>	<b>67 384 810</b>	<b>92 436</b>	<b>49 691</b>	<b>18 146</b>	<b>11 634</b>	<b>7 838</b>	<b>2 696</b>	<b>1 763</b>	<b>434</b>	<b>137</b>	<b>97</b>
<b>11</b>	<b>Forestry, fishing, hunting, and agriculture support</b>	<b>440</b>	<b>2 864</b>	<b>11 892</b>	<b>102</b>	<b>77</b>	<b>16</b>	<b>5</b>	<b>3</b>	<b>1</b>				
113	Forestry and logging	(B)	(D)	(D)	22	16	6							
1131	Timber tract operations	(A)	(D)	(D)	2	2								
11311	Timber tract operations	(A)	(D)	(D)	2	2								
113110	Timber tract operations	(A)	(D)	(D)	2	2								
1132	Forest nurseries & gathering forest products	(A)	(D)	(D)	1	1								
11321	Forest nurseries & gathering forest products	(A)	(D)	(D)	1	1								
113210	Forest nurseries & gathering forest products	(A)	(D)	(D)	1	1								
1133	Logging	(B)	(D)	(D)	19	13	6							
11331	Logging	(B)	(D)	(D)	19	13	6							
113310	Logging	(B)	(D)	(D)	19	13	6							
114	Fishing, hunting & trapping	(B)	(D)	(D)	15	13	1			1				
1141	Fishing	(B)	(D)	(D)	14	12	1			1				
11411	Fishing	(B)	(D)	(D)	14	12	1			1				
114111	Finfish fishing	(A)	(D)	(D)	5	5								
114112	Shellfish fishing	(B)	(D)	(D)	9	7	1			1				
1142	Hunting & trapping	(A)	(D)	(D)	1	1								
11421	Hunting & trapping	(A)	(D)	(D)	1	1								
114210	Hunting & trapping	(A)	(D)	(D)	1	1								
115	Agriculture & forestry support activities	(E)	(D)	(D)	65	48	9	5	3					
1151	Crop production support activities	(B)	(D)	(D)	9	7	1		1					
11511	Crop production support activities	(B)	(D)	(D)	9	7	1		1					
115112	Soil preparation, planting, & cultivating..	(B)	(D)	(D)	3	2			1					
115115	Farm labor contractors & crew leaders..	(A)	(D)	(D)	3	2	1							
115116	Farm management services	(A)	(D)	(D)	3	3								
1152	Animal production support activities	233	1 029	4 849	47	34	6	5	2					
11521	Animal production support activities	233	1 029	4 849	47	34	6	5	2					
115210	Animal production support activities	233	1 029	4 849	47	34	6	5	2					
1153	Forestry support activities	(B)	(D)	(D)	9	7	2							
11531	Forestry support activities	(B)	(D)	(D)	9	7	2							
115310	Forestry support activities	(B)	(D)	(D)	9	7	2							
<b>21</b>	<b>Mining</b>	<b>719</b>	<b>6 332</b>	<b>37 045</b>	<b>76</b>	<b>41</b>	<b>12</b>	<b>9</b>	<b>13</b>	<b>1</b>				
211	Oil & gas extraction	(A)	(D)	(D)	6	5	1							
2111	Oil & gas extraction	(A)	(D)	(D)	6	5	1							
21111	Oil & gas extraction	(A)	(D)	(D)	6	5	1							
211111	Crude petroleum & natural gas extraction	(A)	(D)	(D)	6	5	1							
212	Mining (except oil & gas)	656	5 615	33 014	62	31	10	8	12	1				
2122	Metal ore mining	(A)	(D)	(D)	5	5								
21221	Iron ore mining	(A)	(D)	(D)	1	1								
212210	Iron ore mining	(A)	(D)	(D)	1	1								
21222	Gold ore & silver ore mining	(A)	(D)	(D)	2	2								
212221	Gold ore mining	(A)	(D)	(D)	2	2								
21223	Copper, nickel, lead & zinc mining	(A)	(D)	(D)	1	1								
212231	Lead ore & zinc ore mining	(A)	(D)	(D)	1	1								
21229	Other metal ore mining	(A)	(D)	(D)	1	1								
212299	All other metal ore mining	(A)	(D)	(D)	1	1								
2123	Nonmetallic mineral mining & quarrying	(F)	(D)	(D)	57	26	10	8	12	1				
21231	Stone mining & quarrying	(E)	(D)	(D)	27	8	4	5	9	1				
212311	Dimension stone mining & quarrying	(A)	(D)	(D)	2	2								
212312	Crushed & broken limestone mining & quarrying	(C)	(D)	(D)	8	3		2	3					
212313	Crushed & broken granite mining & quarrying	(B)	(D)	(D)	2	1			1					
212319	Other crushed & broken stone mining & quarrying	312	3 299	19 170	15	2	4	3	5	1				
21232	Sand, gravel, clay, refractory minerals mining	(C)	(D)	(D)	29	17	6	3	3					
212321	Construction sand & gravel mining	(C)	(D)	(D)	29	17	6	3	3					
21239	Other nonmetallic mineral mining & quarrying	(A)	(D)	(D)	1	1								
212399	All other nonmetallic mineral mining	(A)	(D)	(D)	1	1								
213	Mining support activities	(B)	(D)	(D)	8	5	1	1	1					
2131	Mining support activities	(B)	(D)	(D)	8	5	1	1	1					
21311	Mining support activities	(B)	(D)	(D)	8	5	1	1	1					
213111	Drilling oil & gas wells	(A)	(D)	(D)	3	2	1							
213112	Oil & gas operations support activities	(B)	(D)	(D)	3	2			1					
213113	Support activities for coal mining	(A)	(D)	(D)	1	1								
213115	Nonmetallic minerals support activity (exc fuels)	(A)	(D)	(D)	1			1						
<b>22</b>	<b>Utilities</b>	<b>11 343</b>	<b>223 738</b>	<b>788 324</b>	<b>143</b>	<b>34</b>	<b>16</b>	<b>20</b>	<b>25</b>	<b>19</b>	<b>20</b>	<b>7</b>		<b>2</b>
221	Utilities	11 343	223 738	788 324	143	34	16	20	25	19	20	7		2
2211	Elec pwr generation, transmsn & distribution	8 649	175 233	609 658	78	13	7	9	11	15	18	3		2
22111	Electric power generation	3 382	68 473	237 165	30	9	2	4	3	7	3	1		1
221111	Hydroelectric power generation	76	1 465	5 124	11	7	1	1	2					
221112	Fossil fuel electric power generation	(G)	(D)	(D)	13	1	1	1		7	2	1		
221113	Nuclear electric power generation	(G)	(D)	(D)	2						1			1
221119	Other electric power generation	47	804	2 454	4	1		2	1					
22112	Electric pwr transmsn, control & distribution	5 267	106 760	372 493	48	4	5	5	8	8	15	2		1
221122	Electric power distribution	5 267	106 760	372 493	48	4	5	5	8	8	15	2		1

See footnotes at end of table.



**Table 2. The State—Employees, Payroll, and Establishments by Industry: 2000—Con.**

[Excludes most government employees, railroad employees, and self-employed persons. Size class 1 to 4 includes establishments with payroll, but no employees, during mid-March pay period. (D) denotes figures withheld to avoid disclosing data for individual companies; the data are included in broader industry totals. For explanation of terms, abbreviations, and data reliability/comparability, see introductory text]

NAICS code	Industry	Number of employees for week including March 12	Payroll (\$1,000)		Total number of establishments	Number of establishments by employment-size class								
			First quarter	Annual		1 to 4	5 to 9	10 to 19	20 to 49	50 to 99	100 to 249	250 to 499	500 to 999	1,000 or more
<b>23</b>	<b>Construction—Con.</b>													
235	Special trade contractors—Con.													
2359	Other special trade contractors .....	7 260	69 473	356 957	1 084	704	198	104	65	10	2	—	1	—
23591	Structural steel erection contractors .....	1 483	18 972	99 787	54	19	13	7	9	4	1	—	1	—
235910	Structural steel erection contractors .....	1 483	18 972	99 787	54	19	13	7	9	4	1	—	1	—
23592	Glass & glazing contractors .....	498	4 437	19 620	86	47	23	12	4	—	—	—	—	—
235920	Glass & glazing contractors .....	498	4 437	19 620	86	47	23	12	4	—	—	—	—	—
23593	Excavation contractors .....	1 961	15 398	83 677	440	316	82	24	16	2	—	—	—	—
235930	Excavation contractors .....	1 961	15 398	83 677	440	316	82	24	16	2	—	—	—	—
23594	Wrecking & demolition contractors .....	211	2 307	9 764	30	15	6	7	2	—	—	—	—	—
235940	Wrecking & demolition contractors .....	211	2 307	9 764	30	15	6	7	2	—	—	—	—	—
23595	Bldg equip & oth mach installation contractor .....	806	11 042	48 015	67	33	10	12	9	2	1	—	—	—
235950	Bldg equip & oth mach installation contractor .....	806	11 042	48 015	67	33	10	12	9	2	1	—	—	—
23599	All other special trade contractors .....	2 301	17 317	96 094	407	274	64	42	25	2	—	—	—	—
235990	All other special trade contractors .....	2 301	17 317	96 094	407	274	64	42	25	2	—	—	—	—
<b>31-33</b>	<b>Manufacturing .....</b>	<b>232 789</b>	<b>2 742 361</b>	<b>11 343 594</b>	<b>5 503</b>	<b>1 808</b>	<b>973</b>	<b>946</b>	<b>906</b>	<b>423</b>	<b>307</b>	<b>88</b>	<b>34</b>	<b>18</b>
311	Food mfg .....	8 151	64 539	288 620	274	85	66	53	34	17	14	3	2	—
3111	Animal food mfg .....	(C)	(D)	(D)	6	—	3	—	2	1	—	—	—	—
31111	Animal food mfg .....	(C)	(D)	(D)	6	—	3	—	2	1	—	—	—	—
311111	Dog & cat food mfg .....	(A)	(D)	(D)	2	—	2	—	—	—	—	—	—	—
311119	Other animal food mfg .....	(C)	(D)	(D)	4	—	1	—	2	1	—	—	—	—
3112	Grain & oilseed milling .....	(A)	(D)	(D)	1	—	1	—	—	—	—	—	—	—
31121	Flour milling & malt mfg .....	(A)	(D)	(D)	1	—	1	—	—	—	—	—	—	—
311211	Flour milling .....	(A)	(D)	(D)	1	—	1	—	—	—	—	—	—	—
3113	Sugar & confectionery product mfg .....	732	6 034	23 551	11	2	4	—	2	—	2	1	—	—
31132	Choc & confectionery mfg from cacao beans .....	(A)	(D)	(D)	2	—	2	—	—	—	—	—	—	—
311320	Choc & confectionery mfg from cacao beans .....	(A)	(D)	(D)	2	—	2	—	—	—	—	—	—	—
31133	Confectionery mfg from purchased chocolate .....	(F)	(D)	(D)	6	1	2	—	1	—	1	1	—	—
311330	Confectionery mfg from purchased chocolate .....	(F)	(D)	(D)	6	1	2	—	1	—	1	1	—	—
31134	Nonchocolate confectionery mfg .....	(C)	(D)	(D)	3	1	—	—	1	—	1	—	—	—
311340	Nonchocolate confectionery mfg .....	(C)	(D)	(D)	3	1	—	—	1	—	1	—	—	—
3114	Fruit & veg preserving & specialty food mfg ..	351	2 693	10 103	9	2	—	2	3	1	—	—	—	—
31141	Frozen food mfg .....	(C)	(D)	(D)	5	2	—	1	1	1	—	—	—	—
311412	Frozen specialty food mfg .....	(C)	(D)	(D)	5	2	—	1	1	1	—	—	—	—
31142	Fruit & veg canning, pickling & drying .....	(C)	(D)	(D)	4	—	—	1	2	—	1	—	—	—
311421	Fruit & vegetable canning .....	(C)	(D)	(D)	3	—	—	1	1	—	1	—	—	—
311423	Dried & dehydrated food mfg .....	(B)	(D)	(D)	1	—	—	—	1	—	—	—	—	—
3115	Dairy product mfg .....	1 064	8 667	38 829	27	9	5	4	2	3	3	1	—	—
31151	Dairy product (exc frozen) mfg .....	794	6 859	31 194	12	4	—	1	1	3	2	1	—	—
311511	Fluid milk mfg .....	600	5 583	24 636	5	1	—	—	—	1	2	1	—	—
311513	Cheese mfg .....	(C)	(D)	(D)	5	2	—	1	1	1	—	—	—	—
311514	Dry, condensed, evaporated dairy product mfg .....	(B)	(D)	(D)	2	1	—	—	—	1	—	—	—	—
31152	Ice cream & frozen dessert mfg .....	270	1 808	7 635	15	5	5	3	1	—	1	—	—	—
311520	Ice cream & frozen dessert mfg .....	270	1 808	7 635	15	5	5	3	1	—	1	—	—	—
3116	Animal slaughtering & processing .....	1 014	7 564	30 421	32	11	5	4	7	3	2	—	—	—
31161	Animal slaughtering & processing .....	1 014	7 564	30 421	32	11	5	4	7	3	2	—	—	—
311611	Animal (except poultry) slaughtering .....	(C)	(D)	(D)	9	6	—	1	2	—	—	—	—	—
311612	Meat processed from carcasses .....	852	6 755	26 551	21	4	5	3	4	3	2	—	—	—
311615	Poultry processing .....	(B)	(D)	(D)	2	1	—	—	1	—	—	—	—	—
3117	Seafood product preparation & packaging ..	(C)	(D)	(D)	3	1	1	—	—	1	—	—	—	—
31171	Seafood product preparation & packaging ..	(C)	(D)	(D)	3	1	1	—	—	1	—	—	—	—
311712	Fresh & frozen seafood processing .....	(C)	(D)	(D)	3	1	1	—	—	1	—	—	—	—
3118	Bakeries & tortilla mfg .....	3 320	25 892	122 457	155	50	43	35	15	8	2	1	1	—
31181	Bread & bakery product mfg .....	(H)	(D)	(D)	150	50	41	34	14	8	1	1	1	—
311811	Retail bakeries .....	1 019	3 323	14 132	105	36	33	25	10	1	—	—	—	—
311812	Commercial bakeries .....	1 920	19 794	96 215	41	14	7	8	4	5	1	1	1	—
311813	Frozen cakes, pies & other pastries mfg .....	(C)	(D)	(D)	4	—	1	1	—	2	—	—	—	—
31182	Cookie, cracker & pasta mfg .....	(C)	(D)	(D)	5	—	2	1	1	—	1	—	—	—
311822	Flour mixes & dough mfg from purchased flour .....	(C)	(D)	(D)	1	—	—	—	—	—	1	—	—	—
311823	Dry pasta mfg .....	(B)	(D)	(D)	4	—	2	1	1	—	—	—	—	—
3119	Other food mfg .....	1 382	11 156	53 052	30	10	4	8	3	—	4	—	1	—
31191	Snack food mfg .....	(F)	(D)	(D)	3	1	—	—	1	—	—	—	—	—
311919	Other snack food mfg .....	(F)	(D)	(D)	3	1	—	—	1	—	—	—	—	—
31192	Coffee & tea mfg .....	252	2 752	12 622	7	2	—	2	2	—	1	—	—	—
311920	Coffee & tea mfg .....	252	2 752	12 622	7	2	—	2	2	—	1	—	—	—
31193	Flavoring syrup & concentrate mfg .....	(A)	(D)	(D)	3	2	1	—	—	—	—	—	—	—
311930	Flavoring syrup & concentrate mfg .....	(A)	(D)	(D)	3	2	1	—	—	—	—	—	—	—
31194	Seasoning & dressing mfg .....	(B)	(D)	(D)	6	4	1	1	—	—	—	—	—	—
311941	Mayonnaise, dressing & oth prepared sauce mfg .....	(A)	(D)	(D)	3	2	1	—	—	—	—	—	—	—
311942	Spice & extract mfg .....	(A)	(D)	(D)	3	2	—	1	—	—	—	—	—	—
31199	All other food mfg .....	(E)	(D)	(D)	11	1	2	5	—	3	—	—	—	—
311991	Perishable prepared food mfg .....	(E)	(D)	(D)	6	—	1	3	—	2	—	—	—	—
311999	All other miscellaneous food mfg .....	(C)	(D)	(D)	5	1	2	—	—	1	—	—	—	—
312	Beverage & tobacco product mfg .....	(E)	(D)	(D)	21	9	5	3	2	—	2	—	—	—
3121	Beverage mfg .....	(E)	(D)	(D)	20	9	5	3	1	—	2	—	—	—
31211	Soft drink & ice mfg .....	(E)	(D)	(D)	13	4	4	2	1	—	2	—	—	—
312111	Soft drink mfg .....	(E)	(D)	(D)	9	3	1	2	1	—	2	—	—	—
312112	Bottled water mfg .....	(A)	(D)	(D)	1	1	—	—	—	—	—	—	—	—
312113	Ice mfg .....	(B)	(D)	(D)	3	—	3	—	—	—	—	—	—	—
31212	Breweries .....	(B)	(D)	(D)	5	3	1	1	—	—	—	—	—	—
312120	Breweries .....	(B)	(D)	(D)	5	3	1	1	—	—	—	—	—	—
31213	Wineries .....	(A)	(D)	(D)	2	2	—	—	—	—	—	—	—	—
312130	Wineries .....	(A)	(D)	(D)	2	2	—	—	—	—	—	—	—	—

See footnotes at end of table.

**Table 2. The State—Employees, Payroll, and Establishments by Industry: 2000—Con.**

[Excludes most government employees, railroad employees, and self-employed persons. Size class 1 to 4 includes establishments with payroll, but no employees, during mid-March pay period. (D) denotes figures withheld to avoid disclosing data for individual companies; the data are included in broader industry totals. For explanation of terms, abbreviations, and data reliability/comparability, see introductory text]

NAICS code	Industry	Number of employees for week including March 12	Payroll (\$1,000)		Total number of establishments	Number of establishments by employment-size class								
			First quarter	Annual		1 to 4	5 to 9	10 to 19	20 to 49	50 to 99	100 to 249	250 to 499	500 to 999	1,000 or more
<b>31-33</b>	<b>Manufacturing—Con.</b>													
312	Beverage & tobacco product mfg—Con.													
3122	Tobacco mfg . . . . .	(B)	(D)	(D)	1	—	—	—	1	—	—	—	—	—
31222	Tobacco product mfg . . . . .	(B)	(D)	(D)	1	—	—	—	1	—	—	—	—	—
312229	Other tobacco product mfg . . . . .	(B)	(D)	(D)	1	—	—	—	1	—	—	—	—	—
313	Textile mills . . . . .	2 872	27 145	113 606	49	12	10	4	9	4	8	1	1	—
3131	Fiber, yarn & thread mills . . . . .	(F)	(D)	(D)	6	1	1	—	1	—	2	1	—	—
31311	Fiber, yarn & thread mills . . . . .	(F)	(D)	(D)	6	1	1	—	1	—	2	1	—	—
313111	Yarn spinning mills . . . . .	(B)	(D)	(D)	3	1	1	—	1	—	—	—	—	—
313113	Thread mills . . . . .	(F)	(D)	(D)	3	—	—	—	—	—	2	1	—	—
3132	Fabric mills . . . . .	(G)	(D)	(D)	20	7	3	4	2	1	2	—	1	—
31321	Broadwoven fabric mills . . . . .	(E)	(D)	(D)	9	3	2	1	1	1	1	—	—	—
313210	Broadwoven fabric mills . . . . .	(E)	(D)	(D)	9	3	2	1	1	1	1	—	—	—
31322	Narrow fabric mills & schiffli mach embroidery . . . . .	(C)	(D)	(D)	6	3	1	1	—	—	1	—	—	—
313221	Narrow fabric mills . . . . .	(C)	(D)	(D)	4	2	1	—	—	—	1	—	—	—
313222	Schiffli machine embroidery . . . . .	(A)	(D)	(D)	2	1	—	1	—	—	—	—	—	—
31323	Nonwoven fabric mills . . . . .	(F)	(D)	(D)	3	1	—	—	1	—	—	—	—	—
313230	Nonwoven fabric mills . . . . .	(F)	(D)	(D)	3	1	—	—	1	—	—	—	1	—
31324	Knit fabric mills . . . . .	(B)	(D)	(D)	2	—	—	2	—	—	—	—	—	—
313249	Other knit fabric & lace mills . . . . .	(B)	(D)	(D)	2	—	—	2	—	—	—	—	—	—
3133	Textile, fabric finishing, fabric coating mills . . . . .	1 168	10 470	45 582	23	4	6	—	6	3	4	—	—	—
31331	Textile & fabric finishing mills . . . . .	(F)	(D)	(D)	14	3	4	—	4	—	3	—	—	—
313311	Broadwoven fabric finishing mills . . . . .	(F)	(D)	(D)	10	3	2	—	3	—	2	—	—	—
313312	Textile, fabric finishing (exc broadwoven) mills . . . . .	182	1 120	5 037	4	—	2	—	2	—	1	—	—	—
31332	Fabric coating mills . . . . .	(E)	(D)	(D)	9	1	2	—	1	3	1	—	—	—
313320	Fabric coating mills . . . . .	(E)	(D)	(D)	9	1	2	—	2	3	1	—	—	—
314	Textile product mills . . . . .	1 707	11 123	49 047	93	43	22	12	7	6	2	1	—	—
3141	Textile furnishings mills . . . . .	541	3 028	12 588	37	17	12	2	1	5	—	—	—	—
31411	Carpet & rug mills . . . . .	(A)	(D)	(D)	3	2	1	—	—	—	—	—	—	—
314110	Carpet & rug mills . . . . .	(A)	(D)	(D)	3	2	1	—	—	—	—	—	—	—
31412	Curtain & linen mills . . . . .	(F)	(D)	(D)	34	15	11	2	1	5	—	—	—	—
314121	Curtain & drapery mills . . . . .	(E)	(D)	(D)	28	13	10	1	1	3	—	—	—	—
314129	Other household textile product mills . . . . .	(C)	(D)	(D)	6	2	1	1	—	2	—	—	—	—
3149	Other textile product mills . . . . .	1 166	8 095	36 459	56	26	10	10	6	1	2	1	—	—
31491	Textile bag & canvas mills . . . . .	382	3 233	14 807	33	16	8	6	2	—	1	—	—	—
314911	Textile bag mills . . . . .	(A)	(D)	(D)	1	—	1	—	—	—	—	—	—	—
314912	Canvas & related product mills . . . . .	(E)	(D)	(D)	32	16	7	6	2	—	1	—	—	—
31499	All other textile product mills . . . . .	784	4 862	21 652	23	10	2	4	4	1	1	1	—	—
314991	Rope, cordage & twine mills . . . . .	(B)	(D)	(D)	4	—	1	1	2	—	—	—	—	—
314999	All other miscellaneous textile product mills . . . . .	(F)	(D)	(D)	19	10	1	3	2	1	1	1	—	—
315	Apparel manufacturing . . . . .	1 177	8 105	43 971	79	41	13	12	8	3	1	1	—	—
3151	Apparel knitting mills . . . . .	99	1 344	10 678	5	—	1	2	2	—	—	—	—	—
31519	Other apparel knitting mills . . . . .	99	1 344	10 678	5	—	1	2	2	—	—	—	—	—
315191	Outerwear knitting mills . . . . .	99	1 344	10 678	5	—	1	2	2	—	—	—	—	—
3152	Cut & sew apparel mfg . . . . .	506	3 369	18 051	51	27	10	7	4	3	—	—	—	—
31521	Cut & sew apparel contractors . . . . .	180	1 035	7 709	26	15	4	5	2	—	—	—	—	—
315211	Men's, boys' cut & sew apparel contractors . . . . .	(A)	(D)	(D)	4	3	—	1	—	—	—	—	—	—
315212	Women's, girls', infants, cut, sew apparel contr . . . . .	(B)	(D)	(D)	22	12	4	4	2	—	—	—	—	—
31522	Men's, boys' cut & sew apparel mfg . . . . .	(B)	(D)	(D)	8	6	1	—	—	1	—	—	—	—
315222	Men's, boys' cut & sew suit, coat, overcoat mfg . . . . .	(A)	(D)	(D)	1	1	—	—	—	—	—	—	—	—
315223	Men's, boys' cut & sew shirt (exc work) mfg . . . . .	(B)	(D)	(D)	4	2	1	—	—	1	—	—	—	—
315228	Men's, boys' cut & sew oth outerwear mfg . . . . .	(A)	(D)	(D)	3	3	—	—	—	—	—	—	—	—
31523	Women's, girls' cut & sew apparel mfg . . . . .	(C)	(D)	(D)	14	5	5	2	1	1	—	—	—	—
315231	Women's, girls' cut & sew lingerie mfg . . . . .	(B)	(D)	(D)	3	1	—	1	—	1	—	—	—	—
315232	Women's, girls' cut & sew blouse mfg . . . . .	(B)	(D)	(D)	2	1	—	—	1	—	—	—	—	—
315233	Women's, girls' cut & sew dress mfg . . . . .	(A)	(D)	(D)	2	2	—	—	—	—	—	—	—	—
315234	Women's, girls' cut & sew suit, coat, skirt mfg . . . . .	(A)	(D)	(D)	2	1	—	1	—	—	—	—	—	—
315239	Women's, girls' cut & sew other outerwear mfg . . . . .	35	341	1 829	5	—	5	—	—	—	—	—	—	—
31529	Other cut & sew apparel mfg . . . . .	(B)	(D)	(D)	3	1	—	—	1	1	—	—	—	—
315292	Fur & leather apparel mfg . . . . .	(A)	(D)	(D)	1	1	—	—	—	—	—	—	—	—
315299	All other cut & sew apparel mfg . . . . .	(B)	(D)	(D)	2	—	—	—	1	1	—	—	—	—
3159	Apparel accessories & other apparel mfg . . . . .	572	3 392	15 242	23	14	2	3	2	—	1	1	—	—
31599	Apparel accessories & other apparel mfg . . . . .	572	3 392	15 242	23	14	2	3	2	—	1	1	—	—
315991	Hat, cap & millinery mfg . . . . .	(B)	(D)	(D)	5	3	—	1	1	—	—	—	—	—
315999	Other apparel accessories & other apparel mfg . . . . .	(F)	(D)	(D)	18	11	2	2	1	—	1	1	—	—
316	Leather & allied product mfg . . . . .	(E)	(D)	(D)	6	2	2	—	1	—	1	—	—	—
3161	Leather & hide tanning & finishing . . . . .	(B)	(D)	(D)	3	1	1	—	1	—	—	—	—	—
31611	Leather & hide tanning & finishing . . . . .	(B)	(D)	(D)	3	1	1	—	1	—	—	—	—	—
316110	Leather & hide tanning & finishing . . . . .	(B)	(D)	(D)	3	1	1	—	1	—	—	—	—	—
3169	Other leather & allied product mfg . . . . .	(C)	(D)	(D)	3	1	1	—	—	—	1	—	—	—
31699	Other leather & allied product mfg . . . . .	(C)	(D)	(D)	3	1	1	—	—	—	1	—	—	—
316992	Women's handbag & purse mfg . . . . .	(A)	(D)	(D)	2	—	1	—	—	—	1	—	—	—
316999	All other leather good mfg . . . . .	(A)	(D)	(D)	1	1	—	—	—	—	—	—	—	—
321	Wood product mfg . . . . .	1 745	13 776	58 562	134	64	18	31	12	6	3	—	—	—
3211	Sawmills & wood preservation . . . . .	262	1 722	7 309	19	11	1	5	1	—	1	—	—	—
32111	Sawmills & wood preservation . . . . .	262	1 722	7 309	19	11	1	5	1	—	1	—	—	—
321113	Sawmills . . . . .	(C)	(D)	(D)	17	10	1	4	1	—	1	—	—	—
321114	Wood preservation . . . . .	(A)	(D)	(D)	2	1	—	1	—	—	—	—	—	—

See footnotes at end of table.







**Table 2. The State—Employees, Payroll, and Establishments by Industry: 2000—Con.**

[Excludes most government employees, railroad employees, and self-employed persons. Size class 1 to 4 includes establishments with payroll, but no employees, during mid-March pay period. (D) denotes figures withheld to avoid disclosing data for individual companies; the data are included in broader industry totals. For explanation of terms, abbreviations, and data reliability/comparability, see introductory text]

NAICS code	Industry	Number of employees for week including March 12	Payroll (\$1,000)		Total number of establishments	Number of establishments by employment-size class											
			First quarter	Annual		1 to 4	5 to 9	10 to 19	20 to 49	50 to 99	100 to 249	250 to 499	500 to 999	1,000 or more			
<b>31-33</b>	<b>Manufacturing—Con.</b>																
327	Nonmetallic mineral product mfg—Con.																
32733	Cement & concrete product mfg—Con.				11	3	2	1	3	2							
327331	Concrete pipe, brick & block mfg	(E)	(D)	(D)	8	3	2	1	2								
327332	Concrete block & brick mfg	(B)	(D)	(D)	3				1	2							
327332	Concrete pipe mfg	(C)	(D)	(D)	7	4	4	4	6	1							
32739	Other concrete product mfg	673	7 439	31 869	24	7	4	4	6	1			2				
327390	Other concrete product mfg	673	7 439	31 869	24	7	4	4	6	1			2				
3274	Lime & gypsum product mfg	(C)	(D)	(D)	3	1		1		1							
32741	Lime mfg	(B)	(D)	(D)	1					1							
327410	Lime mfg	(B)	(D)	(D)	1					1							
32742	Gypsum product mfg	(A)	(D)	(D)	2	1		1									
327420	Gypsum product mfg	(A)	(D)	(D)	2	1		1									
3279	Other nonmetallic mineral product mfg	(F)	(D)	(D)	34	18	5	2	8				1				
32791	Abrasive product mfg	(E)	(D)	(D)	10	4	2		3								
327910	Abrasive product mfg	(E)	(D)	(D)	10	4	2		3								
32799	All other nonmetallic mineral product mfg	(C)	(D)	(D)	24	14	3	2	5								
327991	Cut stone & stone product mfg	(B)	(D)	(D)	13	9	2	1	1								
327992	Ground or treated mineral & earth mfg	(B)	(D)	(D)	2	1			1								
327993	Mineral wool mfg	(B)	(D)	(D)	5	3	1		1								
327999	All oth misc nonmetallic mineral product mfg	(B)	(D)	(D)	4	1		1	2								
331	Primary metal mfg	5 282	59 751	248 265	114	24	19	20	20	12	16	3					
3311	Iron & steel mills & ferroalloy mfg	335	3 682	14 996	13	8	2	1		1	1						
33111	Iron & steel mills & ferroalloy mfg	335	3 682	14 996	13	8	2	1		1	1						
331111	Iron & steel mills	335	3 682	14 996	13	8	2	1		1	1						
3312	Steel product mfg from purchased steel	1 266	14 306	63 747	24	5	3	5	5	1	4	1					
33122	Rolling & drawing of purchased steel	1 266	14 306	63 747	24	5	3	5	5	1	4	1					
331221	Rolled steel shape mfg	670	9 406	42 326	10	3	2	1	1		2	1					
331222	Steel wire drawing	596	4 900	21 421	14	2	1	4	4	1	2						
3313	Alumina & aluminum production & processing	458	4 955	21 218	7	1	1		3		2						
33131	Alumina & aluminum production & processing	458	4 955	21 218	7	1	1		3		2						
331314	Secondary smelting & alloying of aluminum	(A)	(D)	(D)	1	1											
331315	Aluminum sheet, plate & foil mfg	(E)	(D)	(D)	3				2		1						
331316	Aluminum extruded product mfg	(C)	(D)	(D)	1						1						
331319	Other aluminum rolling & drawing	(B)	(D)	(D)	2		1		1								
3314	Nonferrous (exc alum) production & processing	2 323	29 950	119 223	40	5	7	9	4	6	7	2					
33141	Nonferrous (exc aluminum) smelting & refining	(B)	(D)	(D)	5	1	1	2		1							
331419	Other nonferrous metal prim smelting, refining	(B)	(D)	(D)	5	1	1	2		1							
33142	Copper rolling, drawing, extruding & alloying	1 267	16 494	62 043	14	2	1	2	2	2	4	1					
331421	Copper rolling, drawing & extruding	1 044	14 341	53 062	8			1	1	2	3	1					
331422	Copper wire (except mechanical) drawing	(C)	(D)	(D)	4	2	1				1						
331423	Secondary smelting, refining, alloying of copper	(B)	(D)	(D)	2			1	1								
33149	Other nonferrous roll, draw, extruding, alloying	(F)	(D)	(D)	21	2	5	5	2	3	3	1					
331491	Other nonferrous metal roll, draw, extruding	911	11 941	49 805	14		3	2	2	3	3	1					
331492	Oth nonferrous secondary smelt, refine, alloying	(B)	(D)	(D)	7	2	2	3									
3315	Foundries	900	6 858	29 081	30	5	6	5	8	4	2						
33151	Ferrous metal foundries	257	2 077	8 477	8	3	1	2		1							
331511	Iron foundries	(C)	(D)	(D)	5	1	1	2			1						
331512	Steel investment foundries	(B)	(D)	(D)	1					1							
331513	Steel foundries (except investment)	(A)	(D)	(D)	2	2											
33152	Nonferrous metal foundries	643	4 781	20 604	22	2	5	3	8	3	1						
331521	Aluminum die-casting foundries	(B)	(D)	(D)	3		1	1	1								
331522	Nonferrous (exc alum) die-casting foundries	366	2 872	12 300	10		3	1	4	1	1						
331524	Aluminum foundries (except die-casting)	184	1 235	5 403	6	1	1		2	2							
331525	Copper foundries (except die-casting)	(B)	(D)	(D)	2			1	1								
331528	Oth nonferrous foundries (except die-casting)	(A)	(D)	(D)	1	1											
332	Fabricated metal product mfg	41 275	438 344	1 860 257	1 435	437	259	291	257	105	65	15	5	1			
3321	Forging & stamping	5 952	65 494	271 266	135	27	17	22	34	18	15	2					
33211	Forging & stamping	5 952	65 494	271 266	135	27	17	22	34	18	15	2					
332111	Iron & steel forging	419	4 065	16 829	3						3						
332112	Nonferrous forging	(C)	(D)	(D)	2					1							
332114	Custom roll forming	(C)	(D)	(D)	6	1		3	2								
332115	Crown & closure mfg	323	3 457	14 970	7	1	2	1	1	1	1						
332116	Metal stamping	4 344	44 508	184 583	109	24	14	17	30	14	8	2					
332117	Powder metallurgy parts mfg	561	10 563	43 270	8	1	1	1	1	2	2						
3322	Cutlery & handtool mfg	3 001	60 312	250 082	46	9	8	10	7	4	6	1					
33221	Cutlery & handtool mfg	3 001	60 312	250 082	46	9	8	10	7	4	6	1					
332211	Cutlery & flatware (exc precious) mfg	(G)	(D)	(D)	5	1			1		2						
332212	Hand & edge tool mfg	1 433	14 707	64 166	34	6	7	9	5	3	3	1					
332213	Saw blade & handsaw mfg	122	1 780	3 932	3		1	1		1							
332214	Kitchen utensil, pot & pan mfg	(C)	(D)	(D)	4	2			1		1						
3323	Architectural & structural metals mfg	3 346	32 121	138 876	182	50	39	49	27	11	6						
33231	Plate work & fabricated structural prod mfg	1 002	9 297	38 617	56	15	12	15	10	1	3						
332311	Prefab metal building & component mfg	54	321	1 899	8	5	1	1	1								
332312	Fabricated structural metal mfg	613	6 395	25 278	31	6	8	8	6	1	2						
332313	Plate work mfg	335	2 581	11 440	17	4	3	6	3		1						

See footnotes at end of table.



**Table 2. The State—Employees, Payroll, and Establishments by Industry: 2000—Con.**

[Excludes most government employees, railroad employees, and self-employed persons. Size class 1 to 4 includes establishments with payroll, but no employees, during mid-March pay period. (D) denotes figures withheld to avoid disclosing data for individual companies; the data are included in broader industry totals. For explanation of terms, abbreviations, and data reliability/comparability, see introductory text]

NAICS code	Industry	Number of employees for week including March 12	Payroll (\$1,000)		Total number of establishments	Number of establishments by employment-size class										
			First quarter	Annual		1 to 4	5 to 9	10 to 19	20 to 49	50 to 99	100 to 249	250 to 499	500 to 999	1,000 or more		
<b>31-33</b>	<b>Manufacturing—Con.</b>															
333	Machinery mfg—Con.															
3334	HVAC & commercial refrigeration equipment mfg .....	472	4 876	20 863	22	7	4	4	2	5	—	—	—	—	—	—
33341	HVAC & commercial refrigeration equipment mfg .....	472	4 876	20 863	22	7	4	4	2	5	—	—	—	—	—	—
333411	Air purification equipment mfg .....	(B)	(D)	(D)	2	—	—	1	—	1	—	—	—	—	—	—
333412	Industrial & commercial fan & blower mfg .....	(C)	(D)	(D)	3	—	—	—	2	1	—	—	—	—	—	—
333414	Heating equipment (exc warm air furnaces) mfg .....	156	1 433	6 389	9	5	1	1	—	2	—	—	—	—	—	—
333415	AC, warm air htg & commercial refrigeration equip mfg .....	(C)	(D)	(D)	8	2	3	2	—	1	—	—	—	—	—	—
3335	Metalworking machinery mfg .....	5 484	64 537	268 116	306	116	59	67	40	14	9	1	—	—	—	—
33351	Metalworking machinery mfg .....	5 484	64 537	268 116	306	116	59	67	40	14	9	1	—	—	—	—
333511	Industrial mold mfg .....	691	8 388	35 516	47	17	8	12	6	4	—	—	—	—	—	—
333512	Machine tool (metal cutting types) mfg .....	1 079	15 958	62 604	19	1	3	8	3	1	2	1	—	—	—	—
333513	Machine tool (metal forming types) mfg .....	(C)	(D)	(D)	5	2	—	2	—	—	1	—	—	—	—	—
333514	Special die, tool, die set, jig & fixture mfg .....	1 559	17 294	74 180	136	56	32	29	13	4	2	—	—	—	—	—
333515	Cutting tool & machine tool accessory mfg .....	1 184	10 759	45 622	76	33	13	12	13	4	1	—	—	—	—	—
333516	Rolling mill machinery & equipment mfg .....	(C)	(D)	(D)	2	—	—	—	1	—	1	—	—	—	—	—
333518	Other metalworking machinery mfg .....	595	7 408	31 246	21	7	3	4	4	1	2	—	—	—	—	—
3336	Engine, turbine & power transmsn equip mfg .....	2 657	35 065	130 108	23	3	3	4	6	3	—	2	2	—	—	—
33361	Engine, turbine & power transmsn equip mfg .....	2 657	35 065	130 108	23	3	3	4	6	3	—	2	2	—	—	—
333611	Turbine & turbine generator set unit mfg .....	(E)	(D)	(D)	5	1	—	—	2	1	—	1	—	—	—	—
333612	Speed changer, ind high-speed drive & gear mfg .....	(B)	(D)	(D)	5	2	1	2	—	—	—	—	—	—	—	—
333613	Mechanical power transmission equipment mfg .....	648	6 143	26 053	10	—	2	2	4	1	—	1	—	—	—	—
333618	Other engine equipment mfg .....	(G)	(D)	(D)	3	—	—	—	—	1	—	—	2	—	—	—
3339	Other general purpose machinery mfg .....	2 714	31 271	125 081	116	40	24	19	22	4	6	1	—	—	—	—
33391	Pump & compressor mfg .....	142	1 465	5 720	9	—	3	4	2	—	—	—	—	—	—	—
333911	Pump & pumping equipment mfg .....	(B)	(D)	(D)	3	—	1	1	1	—	—	—	—	—	—	—
333912	Air & gas compressor mfg .....	(B)	(D)	(D)	4	—	1	2	1	—	—	—	—	—	—	—
333913	Measuring & dispensing pump mfg .....	(B)	(D)	(D)	2	—	1	1	—	—	—	—	—	—	—	—
33392	Material handling equipment mfg .....	311	3 519	13 016	17	5	3	2	6	1	—	—	—	—	—	—
333921	Elevator & moving stairway mfg .....	(B)	(D)	(D)	2	—	—	1	1	—	—	—	—	—	—	—
333922	Conveyor & conveying equipment mfg .....	(B)	(D)	(D)	7	4	2	1	—	—	—	—	—	—	—	—
333923	Overhead crane, hoist & monorail system mfg .....	(C)	(D)	(D)	5	1	—	—	3	1	—	—	—	—	—	—
333924	Ind truck, tractor, trailer, stacker mach mfg .....	(B)	(D)	(D)	3	—	1	—	2	—	—	—	—	—	—	—
33399	All other general purpose machinery mfg .....	2 261	26 287	106 345	90	35	18	13	14	3	6	1	—	—	—	—
333991	Power-driven handtool mfg .....	141	1 212	5 133	8	4	2	1	—	—	—	—	—	—	—	—
333992	Welding & soldering equipment mfg .....	246	3 042	11 772	10	3	2	1	3	—	1	—	—	—	—	—
333993	Packaging machinery mfg .....	313	4 006	15 029	11	2	2	3	3	—	1	—	—	—	—	—
333994	Industrial process furnace & oven mfg .....	(B)	(D)	(D)	6	2	1	2	1	—	—	—	—	—	—	—
333995	Fluid power cylinder & actuator mfg .....	117	1 084	4 119	4	—	2	—	—	2	—	—	—	—	—	—
333996	Fluid power pump & motor mfg .....	(A)	(D)	(D)	1	—	1	—	—	—	—	—	—	—	—	—
333997	Scale & balance (except laboratory) mfg .....	(B)	(D)	(D)	1	—	—	—	1	—	—	—	—	—	—	—
333999	All other general purpose machinery mfg .....	1 350	16 011	66 515	49	24	8	6	6	1	3	1	—	—	—	—
334	Computer & electronic product mfg .....	21 494	253 833	1 049 461	363	95	47	55	73	39	30	19	4	1	—	—
3341	Computer & peripheral equipment mfg .....	730	9 028	45 657	21	8	5	—	4	3	—	1	—	—	—	—
33411	Computer & peripheral equipment mfg .....	730	9 028	45 657	21	8	5	—	4	3	—	1	—	—	—	—
334111	Electronic computer mfg .....	(C)	(D)	(D)	9	3	4	—	2	—	—	—	—	—	—	—
334112	Computer storage device mfg .....	(A)	(D)	(D)	1	1	—	—	—	—	—	—	—	—	—	—
334119	Other computer peripheral equipment mfg .....	615	7 191	37 569	11	4	1	—	2	3	—	1	—	—	—	—
3342	Communications equipment mfg .....	3 267	41 531	181 645	46	9	4	8	10	6	5	4	—	—	—	—
33421	Telephone apparatus mfg .....	1 167	15 357	65 550	18	2	4	2	4	2	3	1	—	—	—	—
334210	Telephone apparatus mfg .....	1 167	15 357	65 550	18	2	4	2	4	2	3	1	—	—	—	—
33422	Radio, TV broadcast & wireless comm equip mfg .....	1 616	18 073	87 838	20	3	—	4	5	4	2	2	—	—	—	—
334220	Radio, TV broadcast & wireless comm equip mfg .....	1 616	18 073	87 838	20	3	—	4	5	4	2	2	—	—	—	—
33429	Other communications equipment mfg .....	484	8 101	28 257	8	4	—	2	1	—	—	1	—	—	—	—
334290	Other communications equipment mfg .....	484	8 101	28 257	8	4	—	2	1	—	—	1	—	—	—	—
3343	Audio & video equipment mfg .....	(E)	(D)	(D)	8	3	—	2	1	—	2	—	—	—	—	—
33431	Audio & video equipment mfg .....	(E)	(D)	(D)	8	3	—	2	1	—	2	—	—	—	—	—
334310	Audio & video equipment mfg .....	(E)	(D)	(D)	8	3	—	2	1	—	2	—	—	—	—	—
3344	Semiconductor & oth electronic component mfg .....	7 469	76 084	320 700	135	32	19	19	30	14	14	6	1	—	—	—
33441	Semiconductor & oth electronic component mfg .....	7 469	76 084	320 700	135	32	19	19	30	14	14	6	1	—	—	—
334411	Electron tube mfg .....	(B)	(D)	(D)	5	2	1	1	1	—	—	—	—	—	—	—
334412	Bare printed circuit board mfg .....	1 494	12 603	54 227	27	8	2	7	4	3	1	2	—	—	—	—
334413	Semiconductor & related device mfg .....	1 004	18 554	70 874	18	6	3	4	—	1	2	2	—	—	—	—
334414	Electronic capacitor mfg .....	119	468	2 175	4	2	—	—	1	1	—	—	—	—	—	—
334415	Electronic resistor mfg .....	(B)	(D)	(D)	4	1	3	—	—	—	—	—	—	—	—	—
334416	Electronic coil, transformer, oth inductor mfg .....	634	4 598	18 901	17	3	2	4	4	2	2	—	—	—	—	—
334417	Electronic connector mfg .....	1 097	9 413	47 089	11	1	2	1	2	2	2	1	—	—	—	—
334418	Printed circuit assembly (electronic assembly) mfg .....	768	5 446	24 711	13	1	2	1	5	—	4	—	—	—	—	—
334419	Other electronic component mfg .....	2 278	24 500	100 062	36	8	4	1	13	5	3	1	1	—	—	—

See footnotes at end of table.

**Table 2. The State—Employees, Payroll, and Establishments by Industry: 2000—Con.**

[Excludes most government employees, railroad employees, and self-employed persons. Size class 1 to 4 includes establishments with payroll, but no employees, during mid-March pay period. (D) denotes figures withheld to avoid disclosing data for individual companies; the data are included in broader industry totals. For explanation of terms, abbreviations, and data reliability/comparability, see introductory text]

NAICS code	Industry	Number of employees for week including March 12	Payroll (\$1,000)		Total number of establishments	Number of establishments by employment-size class										
			First quarter	Annual		1 to 4	5 to 9	10 to 19	20 to 49	50 to 99	100 to 249	250 to 499	500 to 999	1,000 or more		
<b>31-33</b>	<b>Manufacturing—Con.</b>															
334	Computer & electronic product mfg—Con.															
3345	Nav, measuring, medical, control instruments mfg .....	9 573	122 759	484 103	148	40	18	26	28	16	8	8	3	1		
33451	Nav, measuring, medical, control instruments mfg .....	9 573	122 759	484 103	148	40	18	26	28	16	8	8	3	1		
334510	Electromedical apparatus mfg .....	430	4 657	20 906	14	2	4	4	5	—	1	—	—	—		
334511	Search, detection & navigation instrument mfg .....	2 121	31 087	122 007	18 5	5	2	5	1	1	1	1	2	—		
334512	Automatic environmental control mfg ...	109	1 018	3 720	5	—	—	1	3	—	—	—	—	—		
334513	Industrial process control mfg .....	2 616	31 041	109 780	38	12	5	5	4	6	2	3	1	—		
334514	Total fluid meter & counting device mfg .	488	3 495	15 375	8	2	1	1	1	2	—	1	—	—		
334515	Electricity measuring, testing instrument mfg .....	350	4 862	22 673	9	1	2	—	4	1	1	—	—	—		
334516	Analytical laboratory instrument mfg ....	1 412	19 947	85 206	17	7	2	2	3	—	—	—	—	1		
334517	Irradiation apparatus mfg .....	449	6 019	21 404	4	1	—	—	2	—	—	1	—	—		
334518	Watch, clock & part mfg .....	323	2 470	10 399	9	4	—	1	1	2	1	—	—	—		
334519	Other measuring & controlling device mfg .....	1 275	18 163	72 633	26	6	3	7	5	1	2	2	—	—		
3346	Mfg & reproducing magnetic & optical media .....	(C)	(D)	(D)	5	3	1	—	—	—	1	—	—	—		
33461	Mfg & reproducing magnetic & optical media .....	(C)	(D)	(D)	5	3	1	—	—	—	1	—	—	—		
334612	Prerecorded CD, tape, record reproducing .....	(C)	(D)	(D)	3	1	1	—	—	—	1	—	—	—		
334613	Magnetic and optical recording media mfg .....	(A)	(D)	(D)	2	2	—	—	—	—	—	—	—	—		
335	Electrical equip, appliance & component mfg ..	14 137	146 267	599 651	199	36	20	40	49	20	17	11	6	—		
3351	Electric lighting equipment mfg .....	(G)	(D)	(D)	25	7	1	3	6	4	3	1	—	—		
33511	Electric lamp bulb & part mfg .....	(F)	(D)	(D)	2	—	—	—	—	—	1	1	—	—		
335110	Electric lamp bulb & part mfg .....	(F)	(D)	(D)	2	—	—	—	—	—	1	1	—	—		
33512	Lighting fixture mfg .....	(F)	(D)	(D)	23	7	1	3	6	4	2	—	—	—		
335121	Residential electric lighting fixture mfg ..	186	1 405	8 317	7	4	—	—	1	2	—	—	—	—		
335122	Commercial electric lighting fixture mfg .	285	2 506	12 168	7	—	1	1	3	1	1	—	—	—		
335129	Other lighting equipment mfg .....	(C)	(D)	(D)	9	3	—	2	2	1	—	—	—	—		
3352	Household appliance mfg .....	(G)	(D)	(D)	9	—	—	2	3	1	2	—	1	—		
33521	Small electrical appliance mfg .....	(G)	(D)	(D)	7	—	—	1	2	1	2	—	1	—		
335211	Electric housewares & fan mfg .....	(G)	(D)	(D)	7	—	—	1	2	1	2	—	1	—		
33522	Major appliance mfg .....	(B)	(D)	(D)	2	—	—	1	1	—	—	—	—	—		
335221	Household cooking appliance mfg .....	(B)	(D)	(D)	1	—	—	—	1	—	—	—	—	—		
335228	Other major household appliance mfg ..	(A)	(D)	(D)	1	—	—	1	—	—	—	—	—	—		
3353	Electrical equipment mfg .....	4 442	52 266	215 749	75	13	13	18	16	6	4	3	2	—		
33531	Electrical equipment mfg .....	4 442	52 266	215 749	75	13	13	18	16	6	4	3	2	—		
335311	Power, distribution, specialty transformer mfg .....	(E)	(D)	(D)	7	—	—	3	2	1	—	—	—	—		
335312	Motor & generator mfg .....	2 027	20 959	81 749	14	1	3	—	4	1	2	2	1	—		
335313	Switchgear & switchboard apparatus mfg .....	(F)	(D)	(D)	9	1	1	4	1	1	—	—	1	—		
335314	Relay & industrial control mfg .....	1 190	12 500	54 331	45	11	9	11	9	3	1	1	—	—		
3359	Other electrical equipment & component mfg .....	7 147	73 645	298 500	90	16	6	17	24	9	8	7	3	—		
33591	Battery mfg .....	222	2 380	11 742	5	—	—	1	2	2	—	—	—	—		
335911	Storage battery mfg .....	222	2 380	11 742	5	—	—	1	2	2	—	—	—	—		
33592	Communication & energy wire & cable mfg .....	2 327	20 638	90 663	23	4	—	5	5	2	4	2	1	—		
335921	Fiber optic cable mfg .....	(B)	(D)	(D)	3	—	—	2	1	—	—	—	—	—		
335929	Other communication & energy wire mfg .....	(G)	(D)	(D)	20	4	—	3	4	2	4	2	1	—		
33593	Wiring device mfg .....	2 496	27 301	103 522	23	3	2	3	8	2	1	2	2	—		
335931	Current-carrying wiring device mfg ....	1 097	10 655	48 553	17	1	2	2	8	2	1	—	1	—		
335932	Noncurrent-carrying wiring device mfg ..	1 399	16 646	54 969	6	2	—	1	—	—	—	2	1	—		
33599	All oth electrical equipment & component mfg .....	2 102	23 326	92 573	39	9	4	8	9	3	3	3	—	—		
335991	Carbon & graphite product mfg .....	167	1 598	6 968	6	1	2	1	1	—	1	—	—	—		
335999	All oth misc electrical equip & component mfg .....	1 935	21 728	85 605	33	8	2	7	8	3	2	3	—	—		
336	Transportation equipment mfg .....	45 392	660 320	2 688 791	201	40	25	23	37	26	29	6	8	7		
3361	Motor vehicle mfg .....	(A)	(D)	(D)	2	2	—	—	—	—	—	—	—	—		
33611	Automobile & light duty motor vehicle mfg .	(A)	(D)	(D)	2	2	—	—	—	—	—	—	—	—		
336111	Automobile mfg .....	(A)	(D)	(D)	1	1	—	—	—	—	—	—	—	—		
336112	Light truck & utility vehicle mfg .....	(A)	(D)	(D)	1	1	—	—	—	—	—	—	—	—		
3362	Motor vehicle body & trailer mfg .....	(B)	(D)	(D)	7	3	1	2	1	—	—	—	—	—		
33621	Motor vehicle body & trailer mfg .....	(B)	(D)	(D)	7	3	1	2	1	—	—	—	—	—		
336211	Motor vehicle body mfg .....	(B)	(D)	(D)	5	2	—	2	1	—	—	—	—	—		
336214	Travel trailer & camper mfg .....	(A)	(D)	(D)	2	1	1	—	—	—	—	—	—	—		
3363	Motor vehicle parts mfg .....	(I)	(D)	(D)	59	13	13	4	7	8	7	4	3	—		
33631	Motor vehicle gas engine & engine parts mfg .....	(F)	(D)	(D)	8	2	3	—	—	—	2	—	1	—		
336312	Gasoline engine & engine parts mfg ....	(F)	(D)	(D)	8	2	3	—	—	—	2	—	1	—		
33632	MV electrical & electronic equipment mfg .	2 330	22 472	85 372	17	4	4	—	1	3	1	3	1	—		
336321	Vehicular lighting equipment mfg .....	(F)	(D)	(D)	4	1	1	—	—	1	—	1	—	—		
336322	Other MV electrical & electronic equip mfg .....	(G)	(D)	(D)	13	3	3	—	1	2	1	2	1	—		
33633	Motor vehicle steering & suspension parts mfg .....	(B)	(D)	(D)	2	1	—	—	1	—	—	—	—	—		
336330	Motor vehicle steering & suspension parts mfg .....	(B)	(D)	(D)	2	1	—	—	1	—	—	—	—	—		
33634	Motor vehicle brake system mfg .....	(E)	(D)	(D)	5	1	1	—	1	1	—	—	—	—		
336340	Motor vehicle brake system mfg .....	(E)	(D)	(D)	5	1	1	—	1	1	—	—	—	—		
33635	MV transmission & power train parts mfg .	(B)	(D)	(D)	3	—	2	1	—	—	—	—	—	—		
336350	MV transmission & power train parts mfg .....	(B)	(D)	(D)	3	—	2	1	—	—	—	—	—	—		
33636	Motor vehicle seating & interior trim mfg ..	(F)	(D)	(D)	4	2	—	1	—	—	—	—	1	—		
336360	Motor vehicle seating & interior trim mfg .....	(F)	(D)	(D)	4	2	—	1	—	—	—	—	1	—		

See footnotes at end of table.



**Table 2. The State—Employees, Payroll, and Establishments by Industry: 2000—Con.**

[Excludes most government employees, railroad employees, and self-employed persons. Size class 1 to 4 includes establishments with payroll, but no employees, during mid-March pay period. (D) denotes figures withheld to avoid disclosing data for individual companies; the data are included in broader industry totals. For explanation of terms, abbreviations, and data reliability/comparability, see introductory text]

NAICS code	Industry	Number of employees for week including March 12	Payroll (\$1,000)		Total number of establishments	Number of establishments by employment-size class									
			First quarter	Annual		1 to 4	5 to 9	10 to 19	20 to 49	50 to 99	100 to 249	250 to 499	500 to 999	1,000 or more	
<b>42</b>	<b>Wholesale trade</b>	<b>76 997</b>	<b>1 067 068</b>	<b>4 481 483</b>	<b>5 076</b>	<b>2 594</b>	<b>948</b>	<b>746</b>	<b>491</b>	<b>175</b>	<b>97</b>	<b>17</b>	<b>5</b>	<b>3</b>	
421	Wholesale trade, durable goods	45 375	616 277	2 630 270	3 368	1 701	666	501	325	110	56	5	3	1	
4211	Motor vehicle, motor vehicle pt & supply whsle	3 118	23 107	112 066	253	108	60	50	20	12	3	—	—	—	
42111	Automobile & other motor vehicle whsle	1 219	8 984	51 806	67	32	13	9	4	7	2	—	—	—	
421110	Automobile & other motor vehicle whsle	1 219	8 984	51 806	67	32	13	9	4	7	2	—	—	—	
42112	Motor vehicle supplies & new parts whsle	1 291	10 108	43 253	114	47	26	26	10	4	1	—	—	—	
421120	Motor vehicle supplies & new parts whsle	1 291	10 108	43 253	114	47	26	26	10	4	1	—	—	—	
42113	Tire & tube whsle	252	1 829	8 249	18	5	4	4	4	1	—	—	—	—	
421130	Tire & tube whsle	252	1 829	8 249	18	5	4	4	4	1	—	—	—	—	
42114	Motor vehicle parts (used) whsle	356	2 186	8 758	54	24	17	11	2	—	—	—	—	—	
421140	Motor vehicle parts (used) whsle	356	2 186	8 758	54	24	17	11	2	—	—	—	—	—	
4212	Furniture & home furnishing whsle	1 921	19 986	89 888	156	87	21	23	21	3	—	—	1	—	
42121	Furniture whsle	1 218	13 223	57 384	75	43	7	11	12	1	—	—	1	—	
421210	Furniture whsle	1 218	13 223	57 384	75	43	7	11	12	1	—	—	1	—	
42122	Home furnishing whsle	703	6 763	32 504	81	44	14	12	9	2	—	—	—	—	
421220	Home furnishing whsle	703	6 763	32 504	81	44	14	12	9	2	—	—	—	—	
4213	Lumber & other construction materials whsle	1 850	19 232	80 901	148	67	30	20	28	1	2	—	—	—	
42131	Lumber, plywood, millwork & wood panel whsle	931	9 049	39 705	72	31	13	12	15	—	1	—	—	—	
421310	Lumber, plywood, millwork & wood panel whsle	931	9 049	39 705	72	31	13	12	15	—	1	—	—	—	
42132	Brick & related construction material whsle	227	2 483	10 993	31	15	10	2	4	—	—	—	—	—	
421320	Brick & related construction material whsle	227	2 483	10 993	31	15	10	2	4	—	—	—	—	—	
42133	Roofing, siding & insulation material whsle	296	3 437	12 839	21	11	4	3	2	—	1	—	—	—	
421330	Roofing, siding & insulation material whsle	296	3 437	12 839	21	11	4	3	2	—	1	—	—	—	
42139	Other construction material whsle	396	4 263	17 364	24	10	3	3	7	1	—	—	—	—	
421390	Other construction material whsle	396	4 263	17 364	24	10	3	3	7	1	—	—	—	—	
4214	Professional & commercial equip & supp whsle	12 016	209 038	907 814	593	271	117	83	74	31	13	3	—	1	
42141	Photographic equipment & supplies whsle	295	3 569	15 780	25	9	10	2	2	2	—	—	—	—	
421410	Photographic equipment & supplies whsle	295	3 569	15 780	25	9	10	2	2	2	—	—	—	—	
42142	Office equipment whsle	1 786	21 403	94 822	109	43	26	15	16	6	2	1	—	—	
421420	Office equipment whsle	1 786	21 403	94 822	109	43	26	15	16	6	2	1	—	—	
42143	Computer & peripheral equip & software whsle	3 934	80 803	304 563	238	114	38	34	31	15	5	1	—	—	
421430	Computer & peripheral equip & software whsle	3 934	80 803	304 563	238	114	38	34	31	15	5	1	—	—	
42144	Other commercial equipment whsle	450	4 778	21 383	54	27	12	10	4	1	—	—	—	—	
421440	Other commercial equipment whsle	450	4 778	21 383	54	27	12	10	4	1	—	—	—	—	
42145	Medical, dental, hospital equip & supp whsle	4 216	81 704	332 861	108	58	16	15	11	5	1	1	—	1	
421450	Medical, dental, hospital equip & supp whsle	4 216	81 704	332 861	108	58	16	15	11	5	1	1	—	1	
42146	Ophthalmic goods whsle	505	5 224	20 552	19	4	5	2	5	1	2	—	—	—	
421460	Ophthalmic goods whsle	505	5 224	20 552	19	4	5	2	5	1	2	—	—	—	
42149	Oth professional equipment & supplies whsle	830	11 557	117 853	40	16	10	5	5	1	3	—	—	—	
421490	Oth professional equipment & supplies whsle	830	11 557	117 853	40	16	10	5	5	1	3	—	—	—	
4215	Metal & mineral (except petroleum) whsle	2 180	29 454	133 833	177	90	34	26	14	10	3	—	—	—	
42151	Metal service centers & offices whsle	2 123	26 977	123 285	165	82	31	26	13	10	3	—	—	—	
421510	Metal service centers & offices whsle	2 123	26 977	123 285	165	82	31	26	13	10	3	—	—	—	
42152	Coal & other mineral & ore whsle	57	2 477	10 548	12	8	3	—	1	—	—	—	—	—	
421520	Coal & other mineral & ore whsle	57	2 477	10 548	12	8	3	—	1	—	—	—	—	—	
4216	Electrical goods whsle	7 762	127 064	491 908	489	237	91	73	55	16	15	1	1	—	
42161	Elec equip, wiring supp, const material whsle	2 826	39 879	166 096	186	84	38	34	20	6	3	—	1	—	
421610	Elec equip, wiring supp, const material whsle	2 826	39 879	166 096	186	84	38	34	20	6	3	—	1	—	
42162	Electric appliance, TV, radio set whsle	558	8 112	37 495	36	17	10	4	2	2	1	—	—	—	
421620	Electric appliance, TV, radio set whsle	558	8 112	37 495	36	17	10	4	2	2	1	—	—	—	
42169	Other electronic parts & equipment whsle	4 378	79 073	288 317	267	136	43	35	33	8	11	1	—	—	
421690	Other electronic parts & equipment whsle	4 378	79 073	288 317	267	136	43	35	33	8	11	1	—	—	
4217	Hardware, plumb & heating equip & sup whsle	2 272	24 419	112 419	251	127	64	37	15	6	2	—	—	—	
42171	Hardware whsle	1 089	10 725	50 143	117	69	20	14	9	4	1	—	—	—	
421710	Hardware whsle	1 089	10 725	50 143	117	69	20	14	9	4	1	—	—	—	
42172	Plumbing & heating equipment & supplies whsle	493	4 713	22 664	65	30	20	11	3	1	—	—	—	—	
421720	Plumbing & heating equipment & supplies whsle	493	4 713	22 664	65	30	20	11	3	1	—	—	—	—	
42173	Warm air heating & AC equip & supplies whsle	618	8 458	37 169	55	20	21	9	3	1	1	—	—	—	
421730	Warm air heating & AC equip & supplies whsle	618	8 458	37 169	55	20	21	9	3	1	1	—	—	—	
42174	Refrigeration equipment & supplies whsle	72	523	2 443	14	8	3	3	—	—	—	—	—	—	
421740	Refrigeration equipment & supplies whsle	72	523	2 443	14	8	3	3	—	—	—	—	—	—	
4218	Machinery, equipment & supplies whsle	10 215	123 180	515 826	897	466	188	145	63	22	11	1	1	—	
42181	Const & mining (exc petroleum) equip whsle	671	7 516	31 964	47	19	9	10	7	1	1	—	—	—	
421810	Const & mining (exc petroleum) equip whsle	671	7 516	31 964	47	19	9	10	7	1	1	—	—	—	
42182	Farm & garden machinery & equipment whsle	590	5 235	25 808	30	18	5	2	2	1	1	—	—	—	

See footnotes at end of table.











Table 2. **The State—Employees, Payroll, and Establishments by Industry: 2000—Con.**

[Excludes most government employees, railroad employees, and self-employed persons. Size class 1 to 4 includes establishments with payroll, but no employees, during mid-March pay period. (D) denotes figures withheld to avoid disclosing data for individual companies; the data are included in broader industry totals. For explanation of terms, abbreviations, and data reliability/comparability, see introductory text]

NAICS code	Industry	Number of employees for week including March 12	Payroll (\$1,000)		Total number of establishments	Number of establishments by employment-size class									
			First quarter	Annual		1 to 4	5 to 9	10 to 19	20 to 49	50 to 99	100 to 249	250 to 499	500 to 999	1,000 or more	
<b>48-49</b>	<b>Transportation &amp; warehousing—Con.</b>														
484	Truck transportation—Con.														
4842	Specialized freight trucking .....	4 047	29 989	136 089	386	210	58	59	48	7	3	1	—	—	
48421	Used household & office goods moving ...	2 201	14 888	65 644	122	40	14	34	28	3	2	1	—	—	
484210	Used household & office goods moving ...	2 201	14 888	65 644	122	40	14	34	28	3	2	1	—	—	
48422	Specialized freight (exc used) trucking, local .....	1 246	9 793	47 229	207	144	35	16	8	3	1	—	—	—	
484220	Specialized freight (exc used) trucking, local .....	1 246	9 793	47 229	207	144	35	16	8	3	1	—	—	—	
48423	Specialized freight (exc used) trucking, LDist .....	600	5 308	23 216	57	26	9	9	12	1	—	—	—	—	
484230	Specialized freight (exc used) trucking, LDist .....	600	5 308	23 216	57	26	9	9	12	1	—	—	—	—	
485	Transit & ground passenger transportation .....	11 234	56 946	231 125	318	79	38	50	78	50	21	1	1	—	
4851	Urban transit systems .....	1 252	11 779	48 424	10	—	4	1	1	2	1	—	1	—	
48511	Urban transit systems .....	1 252	11 779	48 424	10	—	4	1	1	2	1	—	1	—	
485111	Mixed mode transit systems .....	(C)	(D)	(D)	1	—	—	—	—	—	1	—	—	—	
485112	Commuter rail systems .....	(A)	(D)	(D)	1	—	1	—	—	—	—	—	—	—	
485113	Bus & other motor vehicle transit systems .....	(G)	(D)	(D)	8	—	3	1	1	2	—	—	1	—	
4853	Taxi & limousine service .....	2 023	11 630	51 498	141	58	22	28	26	5	2	—	—	—	
48531	Taxi service .....	205	933	4 018	30	16	10	1	3	—	—	—	—	—	
485310	Taxi service .....	205	933	4 018	30	16	10	1	3	—	—	—	—	—	
48532	Limousine service .....	1 818	10 697	47 480	111	42	12	27	23	5	2	—	—	—	
485320	Limousine service .....	1 818	10 697	47 480	111	42	12	27	23	5	2	—	—	—	
4854	School & employee bus transportation .....	6 466	25 571	98 091	119	8	7	14	36	40	13	1	—	—	
48541	School & employee bus transportation .....	6 466	25 571	98 091	119	8	7	14	36	40	13	1	—	—	
485410	School & employee bus transportation ..	6 466	25 571	98 091	119	8	7	14	36	40	13	1	—	—	
4855	Charter bus industry .....	720	4 581	18 922	14	3	1	—	6	1	3	—	—	—	
48551	Charter bus industry .....	720	4 581	18 922	14	3	1	—	6	1	3	—	—	—	
485510	Charter bus industry .....	720	4 581	18 922	14	3	1	—	6	1	3	—	—	—	
4859	Oth transit & ground passenger transportation .....	773	3 385	14 190	34	10	4	7	9	2	2	—	—	—	
48599	Oth transit & ground passenger transportation .....	773	3 385	14 190	34	10	4	7	9	2	2	—	—	—	
485991	Special needs transportation .....	723	3 161	13 172	27	5	3	7	8	2	2	—	—	—	
485999	All other transit & ground passenger trans .....	50	224	1 018	7	5	1	—	1	—	—	—	—	—	
486	Pipeline transportation .....	(C)	(D)	(D)	11	7	1	1	1	1	—	—	—	—	
4862	Pipeline transportation of natural gas .....	(C)	(D)	(D)	11	7	1	1	1	1	—	—	—	—	
48621	Pipeline transportation of natural gas .....	(C)	(D)	(D)	11	7	1	1	1	1	—	—	—	—	
486210	Pipeline transportation of natural gas ...	(C)	(D)	(D)	11	7	1	1	1	1	—	—	—	—	
487	Scenic & sightseeing transportation .....	(B)	(D)	(D)	18	13	3	1	1	—	—	—	—	—	
4871	Scenic & sightseeing transportation, land ...	(A)	(D)	(D)	2	2	—	—	—	—	—	—	—	—	
48711	Scenic & sightseeing transportation, land ...	(A)	(D)	(D)	2	2	—	—	—	—	—	—	—	—	
487110	Scenic & sightseeing transportation, land .....	(A)	(D)	(D)	2	2	—	—	—	—	—	—	—	—	
4872	Scenic & sightseeing transportation, water ..	70	281	1 820	14	9	3	1	1	—	—	—	—	—	
48721	Scenic & sightseeing transportation, water .....	70	281	1 820	14	9	3	1	1	—	—	—	—	—	
487210	Scenic & sightseeing transportation, water .....	70	281	1 820	14	9	3	1	1	—	—	—	—	—	
4879	Scenic & sightseeing transportation, other ...	(A)	(D)	(D)	2	2	—	—	—	—	—	—	—	—	
48799	Scenic & sightseeing transportation, other .....	(A)	(D)	(D)	2	2	—	—	—	—	—	—	—	—	
487990	Scenic & sightseeing transportation, other .....	(A)	(D)	(D)	2	2	—	—	—	—	—	—	—	—	
488	Transportation support activities .....	3 465	37 658	166 356	292	148	62	44	28	5	4	1	—	—	
4881	Air transportation support activities .....	1 419	11 632	55 116	47	12	13	9	8	2	2	1	—	—	
48811	Airport operations .....	1 152	7 627	38 544	22	2	5	6	6	—	2	1	—	—	
488111	Air traffic control .....	(B)	(D)	(D)	5	—	5	—	—	—	—	—	—	—	
488119	Other airport operations .....	(G)	(D)	(D)	17	2	—	6	6	—	2	1	—	—	
48819	Other air transportation support activities ..	267	4 005	16 572	25	10	8	3	2	2	—	—	—	—	
488190	Other air transportation support activities .....	267	4 005	16 572	25	10	8	3	2	2	—	—	—	—	
4882	Rail transportation support activities .....	(A)	(D)	(D)	1	—	—	1	—	—	—	—	—	—	
48821	Rail transportation support activities .....	(A)	(D)	(D)	1	—	—	1	—	—	—	—	—	—	
488210	Rail transportation support activities ...	(A)	(D)	(D)	1	—	—	1	—	—	—	—	—	—	
4883	Water transportation support activities .....	(C)	(D)	(D)	24	17	2	3	2	—	—	—	—	—	
48831	Port & harbor operations .....	(B)	(D)	(D)	3	1	1	—	1	—	—	—	—	—	
488310	Port & harbor operations .....	(B)	(D)	(D)	3	1	1	—	1	—	—	—	—	—	
48832	Marine cargo handling .....	(A)	(D)	(D)	1	—	—	1	—	—	—	—	—	—	
488320	Marine cargo handling .....	(A)	(D)	(D)	1	—	—	1	—	—	—	—	—	—	
48833	Navigational services to shipping .....	(B)	(D)	(D)	5	4	—	—	1	—	—	—	—	—	
488330	Navigational services to shipping .....	(B)	(D)	(D)	5	4	—	—	1	—	—	—	—	—	
48839	Other water transportation support activities .....	42	487	2 381	15	12	1	2	—	—	—	—	—	—	
488390	Other water transportation support activities .....	42	487	2 381	15	12	1	2	—	—	—	—	—	—	
4884	Road transportation support activities .....	(E)	(D)	(D)	43	26	8	6	2	1	—	—	—	—	
48841	Motor vehicle towing .....	239	1 615	6 647	35	20	7	6	2	—	—	—	—	—	
488410	Motor vehicle towing .....	239	1 615	6 647	35	20	7	6	2	—	—	—	—	—	
48849	Other road transportation support activities .....	(B)	(D)	(D)	8	6	1	—	—	1	—	—	—	—	
488490	Other road transportation support activities .....	(B)	(D)	(D)	8	6	1	—	—	1	—	—	—	—	
4885	Freight transportation arrangement .....	1 282	20 600	85 615	155	81	35	22	15	1	1	—	—	—	
48851	Freight transportation arrangement .....	1 282	20 600	85 615	155	81	35	22	15	1	1	—	—	—	
488510	Freight transportation arrangement .....	1 282	20 600	85 615	155	81	35	22	15	1	1	—	—	—	

See footnotes at end of table.



**Table 2. The State—Employees, Payroll, and Establishments by Industry: 2000—Con.**

[Excludes most government employees, railroad employees, and self-employed persons. Size class 1 to 4 includes establishments with payroll, but no employees, during mid-March pay period. (D) denotes figures withheld to avoid disclosing data for individual companies; the data are included in broader industry totals. For explanation of terms, abbreviations, and data reliability/comparability, see introductory text]

NAICS code	Industry	Number of employees for week including March 12	Payroll (\$1,000)		Total number of establishments	Number of establishments by employment-size class									
			First quarter	Annual		1 to 4	5 to 9	10 to 19	20 to 49	50 to 99	100 to 249	250 to 499	500 to 999	1,000 or more	
<b>51</b>	<b>Information—Con.</b>														
514	Information & data processing services .....	10 222	490 622	1 106 357	409	208	57	56	48	23	8	6	2	1	
5141	Information services .....	4 135	413 528	820 889	254	115	49	42	31	12	3	2	—	—	
51411	News syndicates .....	(B)	(D)	(D)	5	2	1	1	1	—	—	—	—	—	
514110	News syndicates .....	(B)	(D)	(D)	5	2	1	1	1	—	—	—	—	—	
51412	Libraries & archives .....	(G)	(D)	(D)	100	32	23	25	15	5	—	—	—	—	
514120	Libraries & archives .....	(G)	(D)	(D)	100	32	23	25	15	5	—	—	—	—	
51419	Other information services .....	2 736	407 074	795 018	149	81	25	16	15	7	3	2	—	—	
514191	On-line information services .....	(G)	(D)	(D)	140	78	24	12	15	7	2	2	—	—	
514199	All other information services .....	(C)	(D)	(D)	9	3	1	4	—	—	1	—	—	—	
5142	Data processing services .....	6 087	77 094	285 468	155	93	8	14	17	11	5	4	2	1	
51421	Data processing services .....	6 087	77 094	285 468	155	93	8	14	17	11	5	4	2	1	
514210	Data processing services .....	6 087	77 094	285 468	155	93	8	14	17	11	5	4	2	1	
<b>52</b>	<b>Finance &amp; insurance</b>	<b>128 662</b>	<b>3 564 287</b>	<b>11 014 336</b>	<b>5 694</b>	<b>2 957</b>	<b>1 395</b>	<b>709</b>	<b>324</b>	<b>153</b>	<b>98</b>	<b>21</b>	<b>15</b>	<b>22</b>	
521	Monetary authorities - central bank .....	(C)	(D)	(D)	1	—	—	—	—	—	1	—	—	—	
5211	Monetary authorities - central bank .....	(C)	(D)	(D)	1	—	—	—	—	—	1	—	—	—	
52111	Monetary authorities - central bank .....	(C)	(D)	(D)	1	—	—	—	—	—	1	—	—	—	
521110	Monetary authorities - central bank .....	(C)	(D)	(D)	1	—	—	—	—	—	1	—	—	—	
522	Credit intermediation & related activities .....	(K)	(D)	(D)	2 097	712	821	367	109	48	30	6	1	3	
5221	Depository credit intermediation .....	22 096	294 371	1 103 405	1 540	370	718	309	84	34	18	5	1	1	
52211	Commercial banking .....	7 349	138 694	538 238	590	127	312	105	29	9	6	1	1	—	
522110	Commercial banking .....	7 349	138 694	538 238	590	127	312	105	29	9	6	1	1	—	
52212	Savings institutions .....	12 667	138 015	497 835	684	90	347	173	36	22	11	4	—	1	
522120	Savings institutions .....	12 667	138 015	497 835	684	90	347	173	36	22	11	4	—	1	
52213	Credit unions .....	2 080	17 662	67 332	266	153	59	31	19	3	1	—	—	—	
522130	Credit unions .....	2 080	17 662	67 332	266	153	59	31	19	3	1	—	—	—	
5222	Nondepository credit intermediation .....	8 650	210 138	724 926	391	233	62	48	21	13	11	1	—	2	
52221	Credit card issuing .....	(B)	(D)	(D)	4	1	3	—	—	—	—	—	—	—	
522210	Credit card issuing .....	(B)	(D)	(D)	4	1	3	—	—	—	—	—	—	—	
52222	Sales financing .....	5 805	167 448	556 810	89	52	8	6	11	2	7	1	—	2	
522220	Sales financing .....	5 805	167 448	556 810	89	52	8	6	11	2	7	1	—	2	
52229	Other nondepository credit intermediation .....	(H)	(D)	(D)	298	180	51	42	10	11	4	—	—	—	
522291	Consumer lending .....	(C)	(D)	(D)	35	29	3	1	—	2	—	—	—	—	
522292	Real estate credit .....	2 129	31 966	124 508	215	115	44	38	9	6	3	—	—	—	
522293	International trade financing .....	(A)	(D)	(D)	2	2	—	—	—	—	—	—	—	—	
522294	Secondary market financing .....	(C)	(D)	(D)	6	3	—	1	—	1	1	—	—	—	
522298	All oth nondepository credit intermediation .....	(E)	(D)	(D)	40	31	4	2	1	2	—	—	—	—	
5223	Activities related to credit intermediation .....	(F)	(D)	(D)	166	109	41	10	4	1	1	—	—	—	
52231	Mortgage & nonmortgage brokers .....	405	5 191	21 963	93	60	25	5	3	—	—	—	—	—	
522310	Mortgage & nonmortgage brokers .....	405	5 191	21 963	93	60	25	5	3	—	—	—	—	—	
52232	Financial clearinghouse & reserve activities .....	212	2 903	14 039	17	8	5	2	1	—	1	—	—	—	
522320	Financial clearinghouse & reserve activities .....	212	2 903	14 039	17	8	5	2	1	—	1	—	—	—	
52239	Other credit intermediation activities .....	(C)	(D)	(D)	56	41	11	3	—	1	—	—	—	—	
522390	Other credit intermediation activities .....	(C)	(D)	(D)	56	41	11	3	—	1	—	—	—	—	
523	Security, commodity contracts & like activity .....	15 565	1 513 452	3 705 898	1 393	905	202	139	85	41	17	1	2	1	
5231	Sorty & comdty contracts intermed & brokerage .....	9 251	1 136 169	2 244 095	535	318	78	59	41	26	10	—	2	1	
52311	Investment banking & securities dealing ..	3 842	825 846	1 363 642	117	73	20	12	5	3	1	—	2	1	
523110	Investment banking & securities dealing .....	3 842	825 846	1 363 642	117	73	20	12	5	3	1	—	2	1	
52312	Securities brokerage .....	5 179	303 088	848 996	388	226	52	45	34	22	9	—	—	—	
523120	Securities brokerage .....	5 179	303 088	848 996	388	226	52	45	34	22	9	—	—	—	
52313	Commodity contracts dealing .....	(B)	(D)	(D)	9	8	—	—	—	1	—	—	—	—	
523130	Commodity contracts dealing .....	(B)	(D)	(D)	9	8	—	—	—	1	—	—	—	—	
52314	Commodity contracts brokerage .....	(C)	(D)	(D)	21	11	6	2	2	—	—	—	—	—	
523140	Commodity contracts brokerage .....	(C)	(D)	(D)	21	11	6	2	2	—	—	—	—	—	
5239	Other financial investment activities .....	6 314	377 283	1 461 803	858	587	124	80	44	15	7	1	—	—	
52391	Miscellaneous intermediation .....	438	21 298	72 731	98	80	10	6	1	—	1	—	—	—	
523910	Miscellaneous intermediation .....	438	21 298	72 731	98	80	10	6	1	—	1	—	—	—	
52392	Portfolio management .....	3 343	269 233	1 057 451	354	214	59	49	20	7	4	1	—	—	
523920	Portfolio management .....	3 343	269 233	1 057 451	354	214	59	49	20	7	4	1	—	—	
52393	Investment advice .....	2 128	74 102	283 983	352	254	50	23	18	5	2	—	—	—	
523930	Investment advice .....	2 128	74 102	283 983	352	254	50	23	18	5	2	—	—	—	
52399	All other financial investment activities .....	405	12 650	47 638	54	39	5	2	5	3	—	—	—	—	
523991	Trust, fiduciary & custody activities .....	(E)	(D)	(D)	51	38	4	1	5	3	—	—	—	—	
523999	Miscellaneous financial investment activities .....	(B)	(D)	(D)	3	1	1	1	—	—	—	—	—	—	
524	Insurance carriers & related activities .....	81 011	1 519 171	5 381 719	2 174	1 319	369	202	129	63	48	14	12	18	
5241	Insurance carriers .....	64 625	1 308 565	4 562 019	593	295	65	70	47	42	35	11	11	17	
52411	Direct life, health, medical insurance carriers .....	39 414	761 819	2 544 231	236	98	22	35	21	15	16	8	8	13	
524113	Direct life insurance carriers .....	30 841	621 491	2 022 695	195	90	18	26	18	10	13	4	6	10	
524114	Direct health & medical insurance carriers .....	8 573	140 328	521 536	41	8	4	9	3	5	3	4	2	3	
52412	Other direct insurance carriers .....	24 097	508 995	1 818 845	330	189	38	31	23	24	15	3	3	4	
524126	Direct property & casualty insurance carriers .....	23 909	505 973	1 808 338	319	185	37	28	21	23	15	3	3	4	
524127	Direct title insurance carriers .....	188	3 022	10 507	11	4	1	3	2	1	—	—	—	—	
52413	Reinsurance carriers .....	1 114	37 751	198 943	27	8	5	4	3	3	4	—	—	—	
524130	Reinsurance carriers .....	1 114	37 751	198 943	27	8	5	4	3	3	4	—	—	—	
5242	Agencies & other insurance related activities .....	16 386	210 606	819 700	1 581	1 024	304	132	82	21	13	3	1	1	
52421	Insurance agencies & brokerages .....	10 647	151 760	571 357	1 390	926	273	100	63	15	10	2	1	—	
524210	Insurance agencies & brokerages .....	10 647	151 760	571 357	1 390	926	273	100	63	15	10	2	1	—	
52429	Other insurance related activities .....	5 739	58 846	248 343	191	98	31	32	19	6	3	1	—	1	
524291	Claims adjusting .....	3 541	32 022	140 826	65	38	13	9	3	1	—	—	—	1	
524292	Insurance & pension funds, third party admin .....	1 577	17 005	68 898	83	43	9	13	11	4	2	1	—	—	
524298	All other insurance related activities .....	621	9 819	38 619	43	17	9	10	5	1	—	—	—	—	

See footnotes at end of table.

Table 2. **The State—Employees, Payroll, and Establishments by Industry: 2000—Con.**

[Excludes most government employees, railroad employees, and self-employed persons. Size class 1 to 4 includes establishments with payroll, but no employees, during mid-March pay period. (D) denotes figures withheld to avoid disclosing data for individual companies; the data are included in broader industry totals. For explanation of terms, abbreviations, and data reliability/comparability, see introductory text]

NAICS code	Industry	Number of employees for week including March 12	Payroll (\$1,000)		Total number of establishments	Number of establishments by employment-size class								
			First quarter	Annual		1 to 4	5 to 9	10 to 19	20 to 49	50 to 99	100 to 249	250 to 499	500 to 999	1,000 or more
<b>52</b>	<b>Finance &amp; insurance—Con.</b>													
525	Funds, trusts, & other financial vehicles (part)	(E)	(D)	(D)	29	21	3	1	1	1	2	–	–	–
5259	Other investment pools & funds	(E)	(D)	(D)	29	21	3	1	1	1	2	–	–	–
52591	Open-end investment funds	(A)	(D)	(D)	7	6	1	–	–	–	–	–	–	–
525910	Open-end investment funds	(A)	(D)	(D)	7	6	1	–	–	–	–	–	–	–
52593	Real estate investment trusts	250	7 287	19 797	14	9	1	1	1	1	1	–	–	–
525930	Real estate investment trusts	250	7 287	19 797	14	9	1	1	1	1	1	–	–	–
52599	Other financial vehicles	(C)	(D)	(D)	8	6	1	–	–	–	1	–	–	–
525990	Other financial vehicles	(C)	(D)	(D)	8	6	1	–	–	–	1	–	–	–
<b>53</b>	<b>Real estate &amp; rental &amp; leasing</b>	<b>22 902</b>	<b>213 689</b>	<b>872 140</b>	<b>3 229</b>	<b>2 168</b>	<b>582</b>	<b>300</b>	<b>123</b>	<b>28</b>	<b>19</b>	<b>9</b>	–	–
531	Real estate	15 611	147 088	606 687	2 533	1 848	420	147	82	18	12	6	–	–
5311	Lessors of real estate	5 445	36 997	158 434	1 147	860	186	66	26	4	4	1	–	–
53111	Lessors of residential buildings & dwellings	3 325	20 268	84 655	543	397	89	36	12	4	4	1	–	–
531110	Lessors of residential buildings & dwellings	3 325	20 268	84 655	543	397	89	36	12	4	4	1	–	–
53112	Lessors of nonres bldg (exc miniwarehouses)	1 633	13 961	61 682	450	343	71	24	12	–	–	–	–	–
531120	Lessors of nonres bldg (exc miniwarehouses)	1 633	13 961	61 682	450	343	71	24	12	–	–	–	–	–
53113	Lessors of miniwarehouses & self storage units	177	1 134	4 353	69	59	10	–	–	–	–	–	–	–
531130	Lessors of miniwarehouses & self storage units	177	1 134	4 353	69	59	10	–	–	–	–	–	–	–
53119	Lessors of other real estate property	310	1 634	7 744	85	61	16	6	2	–	–	–	–	–
531190	Lessors of other real estate property	310	1 634	7 744	85	61	16	6	2	–	–	–	–	–
5312	Offices of real estate agents & brokers	2 844	30 576	129 476	732	567	120	27	14	4	–	–	–	–
53121	Offices of real estate agents & brokers	2 844	30 576	129 476	732	567	120	27	14	4	–	–	–	–
531210	Offices of real estate agents & brokers	2 844	30 576	129 476	732	567	120	27	14	4	–	–	–	–
5313	Activities related to real estate	7 322	79 515	318 777	654	421	114	54	42	10	8	5	–	–
53131	Real estate property managers	5 608	46 021	218 456	396	225	73	46	34	8	6	4	–	–
531311	Residential property managers	3 833	27 913	141 159	268	156	51	29	19	6	3	4	–	–
531312	Nonresidential property managers	1 775	18 108	77 297	128	69	22	17	15	2	3	–	–	–
53132	Offices of real estate appraisers	481	3 715	16 916	122	97	19	4	1	–	1	–	–	–
531320	Offices of real estate appraisers	481	3 715	16 916	122	97	19	4	1	–	1	–	–	–
53139	Other activities related to real estate	1 233	29 779	83 405	136	99	22	4	7	2	1	1	–	–
531390	Other activities related to real estate	1 233	29 779	83 405	136	99	22	4	7	2	1	1	–	–
532	Rental & leasing services	7 030	63 844	255 504	662	299	156	151	37	9	7	3	–	–
5321	Automotive equipment rental & leasing	1 661	13 061	51 056	121	64	30	7	12	4	3	1	–	–
53211	Passenger car rental & leasing	1 052	6 890	27 836	54	25	12	5	7	2	2	1	–	–
532111	Passenger car rental	846	5 932	23 970	46	20	12	5	5	2	1	1	–	–
532112	Passenger car leasing	206	958	3 866	8	5	–	–	2	–	–	–	–	–
53212	Truck, utility trailer & RV rental & leasing	609	6 171	23 220	67	39	18	2	5	2	1	–	–	–
532120	Truck, utility trailer & RV rental & leasing	609	6 171	23 220	67	39	18	2	5	2	1	–	–	–
5322	Consumer goods rental	3 227	13 801	62 938	370	159	73	119	15	2	2	–	–	–
53221	Consumer electronics & appliances rental	119	964	4 398	16	7	4	4	1	–	–	–	–	–
532210	Consumer electronics & appliances rental	119	964	4 398	16	7	4	4	1	–	–	–	–	–
53222	Formal wear & costume rental	171	654	3 101	37	24	9	3	1	–	–	–	–	–
532220	Formal wear & costume rental	171	654	3 101	37	24	9	3	1	–	–	–	–	–
53223	Video tape & disc rental	2 022	5 250	22 677	228	91	36	94	6	–	1	–	–	–
532230	Video tape & disc rental	2 022	5 250	22 677	228	91	36	94	6	–	1	–	–	–
53229	Other consumer goods rental	915	6 933	32 762	89	37	24	18	7	2	1	–	–	–
532291	Home health equipment rental	354	2 642	11 424	27	10	7	6	2	2	–	–	–	–
532292	Recreational goods rental	20	75	490	6	5	–	1	–	–	–	–	–	–
532299	All other consumer goods rental	541	4 216	20 848	56	22	17	11	5	–	1	–	–	–
5323	General rental centers	338	2 247	10 881	65	23	37	5	–	–	–	–	–	–
53231	General rental centers	338	2 247	10 881	65	23	37	5	–	–	–	–	–	–
532310	General rental centers	338	2 247	10 881	65	23	37	5	–	–	–	–	–	–
5324	Commercial, industrial equip rental & leasing	1 804	34 735	130 629	106	53	16	20	10	3	2	2	–	–
53241	Const, trans, mining equip rental & leasing	234	3 249	12 620	29	14	5	7	3	–	–	–	–	–
532411	Commercial trans equip (exc MV) rental, lease	68	617	2 438	11	7	2	1	1	–	–	–	–	–
532412	Const, mining, forestry equip rental & leasing	166	2 632	10 182	18	7	3	6	2	–	–	–	–	–
53242	Office machinery & equipment rental & leasing	1 037	18 317	77 063	37	15	5	6	5	3	2	1	–	–
532420	Office machinery & equipment rental & leasing	1 037	18 317	77 063	37	15	5	6	5	3	2	1	–	–
53249	Oth commercial, industrial equip rental, lease	533	13 169	40 946	40	24	6	7	2	–	–	1	–	–
532490	Oth commercial, industrial equip rental, lease	533	13 169	40 946	40	24	6	7	2	–	–	1	–	–
533	Lessors of other nonfinancial intangible asset	261	2 757	9 949	34	21	6	2	4	1	–	–	–	–
5331	Lessors of other nonfinancial intangible asset	261	2 757	9 949	34	21	6	2	4	1	–	–	–	–
53311	Lessors of other nonfinancial intangible asset	261	2 757	9 949	34	21	6	2	4	1	–	–	–	–
533110	Lessors of other nonfinancial intangible asset	261	2 757	9 949	34	21	6	2	4	1	–	–	–	–
<b>54</b>	<b>Professional, scientific &amp; technical services</b>	<b>93 567</b>	<b>1 322 227</b>	<b>5 856 945</b>	<b>10 183</b>	<b>6 870</b>	<b>1 577</b>	<b>931</b>	<b>507</b>	<b>165</b>	<b>99</b>	<b>27</b>	<b>4</b>	<b>3</b>
541	Professional, scientific & technical services	93 567	1 322 227	5 856 945	10 183	6 870	1 577	931	507	165	99	27	4	3

See footnotes at end of table.

















**Table 3. The State—Employees and Annual Payroll by Employment-Size Class: 2000**

[Excludes most government employees, railroad employees, and self-employed persons. Size class 1 to 4 includes establishments with payroll, but no employees, during mid-March pay period. (D) denotes figures withheld to avoid disclosing data for individual companies; the data are included in broader industry totals. For explanation of terms, abbreviations, and data reliability/comparability, see introductory text]

NAICS code	Major group	Total	Employment-size class								
			1 to 4	5 to 9	10 to 19	20 to 49	50 to 99	100 to 249	250 to 499	500 to 999	1,000 or more
	<b>Total number of employees ..</b>	<b>1 546 250</b>	<b>86 631</b>	<b>120 063</b>	<b>157 043</b>	<b>237 462</b>	<b>185 694</b>	<b>265 888</b>	<b>145 062</b>	<b>91 188</b>	<b>257 219</b>
	<b>Total payroll, annual (\$1,000) .....</b>	<b>67 384 810</b>	<b>3 681 574</b>	<b>4 197 241</b>	<b>5 638 567</b>	<b>8 986 209</b>	<b>7 352 125</b>	<b>11 510 441</b>	<b>6 952 871</b>	<b>4 936 545</b>	<b>14 129 237</b>
<b>11</b>	<b>FORESTRY, FISHING, HUNTING, AND AGRICULTURE SUPPORT</b>										
	<b>Number of employees .....</b>	<b>440</b>	<b>126</b>	<b>(D)</b>	<b>(D)</b>	<b>(D)</b>	<b>(D)</b>	<b>-</b>	<b>-</b>	<b>-</b>	<b>-</b>
	<b>Payroll, annual (\$1,000) .....</b>	<b>11 892</b>	<b>3 013</b>	<b>(D)</b>	<b>(D)</b>	<b>(D)</b>	<b>(D)</b>	<b>-</b>	<b>-</b>	<b>-</b>	<b>-</b>
113	Forestry and logging										
	Number of employees .....	(B)	(D)	(D)	-	-	-	-	-	-	-
	Payroll, annual (\$1,000) .....	(D)	(D)	(D)	-	-	-	-	-	-	-
114	Fishing, hunting & trapping										
	Number of employees .....	(B)	(D)	(D)	-	-	(D)	-	-	-	-
	Payroll, annual (\$1,000) .....	(D)	(D)	(D)	-	-	(D)	-	-	-	-
115	Agriculture & forestry support activities										
	Number of employees .....	(E)	(D)	(D)	(D)	(D)	-	-	-	-	-
	Payroll, annual (\$1,000) .....	(D)	(D)	(D)	(D)	(D)	-	-	-	-	-
<b>21</b>	<b>MINING</b>										
	<b>Number of employees .....</b>	<b>719</b>	<b>(D)</b>	<b>(D)</b>	<b>(D)</b>	<b>361</b>	<b>(D)</b>	<b>-</b>	<b>-</b>	<b>-</b>	<b>-</b>
	<b>Payroll, annual (\$1,000) .....</b>	<b>37 045</b>	<b>(D)</b>	<b>(D)</b>	<b>(D)</b>	<b>18 131</b>	<b>(D)</b>	<b>-</b>	<b>-</b>	<b>-</b>	<b>-</b>
211	Oil & gas extraction										
	Number of employees .....	(A)	(D)	(D)	-	-	-	-	-	-	-
	Payroll, annual (\$1,000) .....	(D)	(D)	(D)	-	-	-	-	-	-	-
212	Mining (except oil & gas)										
	Number of employees .....	656	(D)	(D)	(D)	(D)	(D)	-	-	-	-
	Payroll, annual (\$1,000) .....	33 014	(D)	(D)	(D)	(D)	(D)	-	-	-	-
213	Mining support activities										
	Number of employees .....	(B)	(D)	(D)	(D)	(D)	-	-	-	-	-
	Payroll, annual (\$1,000) .....	(D)	(D)	(D)	(D)	(D)	-	-	-	-	-
<b>22</b>	<b>UTILITIES</b>										
	<b>Number of employees .....</b>	<b>11 343</b>	<b>(D)</b>	<b>112</b>	<b>277</b>	<b>689</b>	<b>(D)</b>	<b>2 854</b>	<b>2 280</b>	<b>-</b>	<b>(D)</b>
	<b>Payroll, annual (\$1,000) .....</b>	<b>788 324</b>	<b>(D)</b>	<b>11 300</b>	<b>17 153</b>	<b>46 714</b>	<b>(D)</b>	<b>213 481</b>	<b>145 470</b>	<b>-</b>	<b>(D)</b>
221	Utilities										
	Number of employees .....	11 343	(D)	112	277	689	(D)	2 854	2 280	-	(D)
	Payroll, annual (\$1,000) .....	788 324	(D)	11 300	17 153	46 714	(D)	213 481	145 470	-	(D)
<b>23</b>	<b>CONSTRUCTION</b>										
	<b>Number of employees .....</b>	<b>66 858</b>	<b>10 473</b>	<b>10 288</b>	<b>10 928</b>	<b>14 053</b>	<b>6 126</b>	<b>5 977</b>	<b>(D)</b>	<b>(D)</b>	<b>(D)</b>
	<b>Payroll, annual (\$1,000) .....</b>	<b>3 035 342</b>	<b>441 575</b>	<b>395 678</b>	<b>465 294</b>	<b>685 879</b>	<b>330 568</b>	<b>307 631</b>	<b>(D)</b>	<b>(D)</b>	<b>(D)</b>
233	Building, developing & general contracting										
	Number of employees .....	13 437	(D)	2 570	2 691	3 074	1 086	(D)	-	-	-
	Payroll, annual (\$1,000) .....	636 815	(D)	102 460	122 736	149 531	62 377	(D)	-	-	-
234	Heavy construction										
	Number of employees .....	12 884	(D)	689	1 000	1 455	727	(D)	(D)	(D)	(D)
	Payroll, annual (\$1,000) .....	623 778	(D)	34 122	54 440	86 674	53 257	(D)	(D)	(D)	(D)
235	Special trade contractors										
	Number of employees .....	40 537	7 213	7 029	7 237	9 524	4 313	3 940	(D)	(D)	-
	Payroll, annual (\$1,000) .....	1 774 749	281 232	259 096	288 118	449 674	214 934	192 165	(D)	(D)	-
<b>31-33</b>	<b>MANUFACTURING</b>										
	<b>Number of employees .....</b>	<b>232 789</b>	<b>3 653</b>	<b>6 506</b>	<b>13 106</b>	<b>28 608</b>	<b>29 707</b>	<b>46 726</b>	<b>30 435</b>	<b>21 996</b>	<b>52 052</b>
	<b>Payroll, annual (\$1,000) .....</b>	<b>11 343 594</b>	<b>150 181</b>	<b>225 775</b>	<b>513 033</b>	<b>1 194 822</b>	<b>1 228 288</b>	<b>2 069 868</b>	<b>1 359 100</b>	<b>1 096 147</b>	<b>3 506 380</b>
311	Food mfg										
	Number of employees .....	8 151	170	457	(D)	1 082	1 183	2 331	890	(D)	-
	Payroll, annual (\$1,000) .....	288 620	3 772	7 669	(D)	26 443	32 902	83 602	37 242	(D)	-
312	Beverage & tobacco product mfg										
	Number of employees .....	(E)	(D)	(D)	33	(D)	-	(D)	-	-	-
	Payroll, annual (\$1,000) .....	(D)	(D)	(D)	861	(D)	-	(D)	-	-	-
313	Textile mills										
	Number of employees .....	2 872	24	71	(D)	321	(D)	1 322	(D)	(D)	-
	Payroll, annual (\$1,000) .....	113 606	1 472	2 071	(D)	12 819	(D)	42 951	(D)	(D)	-
314	Textile product mills										
	Number of employees .....	1 707	94	142	166	(D)	(D)	(D)	(D)	-	-
	Payroll, annual (\$1,000) .....	49 047	3 849	4 371	5 455	(D)	(D)	(D)	(D)	-	-
315	Apparel manufacturing										
	Number of employees .....	1 177	58	83	181	238	(D)	(D)	(D)	-	-
	Payroll, annual (\$1,000) .....	43 971	5 518	2 983	6 028	12 316	(D)	(D)	(D)	-	-
316	Leather & allied product mfg										
	Number of employees .....	(E)	(D)	(D)	-	(D)	-	(D)	-	-	-
	Payroll, annual (\$1,000) .....	(D)	(D)	(D)	-	(D)	-	(D)	-	-	-
321	Wood product mfg										
	Number of employees .....	1 745	119	124	425	362	342	373	-	-	-
	Payroll, annual (\$1,000) .....	58 562	4 471	3 545	11 814	11 480	13 307	13 945	-	-	-
322	Paper mfg										
	Number of employees .....	5 825	(D)	(D)	(D)	690	1 180	2 833	-	(D)	-
	Payroll, annual (\$1,000) .....	251 694	(D)	(D)	(D)	25 616	47 365	119 145	-	(D)	-

See footnotes at end of table.



**Table 3. The State—Employees and Annual Payroll by Employment-Size Class: 2000—Con.**

[Excludes most government employees, railroad employees, and self-employed persons. Size class 1 to 4 includes establishments with payroll, but no employees, during mid-March pay period. (D) denotes figures withheld to avoid disclosing data for individual companies; the data are included in broader industry totals. For explanation of terms, abbreviations, and data reliability/comparability, see introductory text]

NAICS code	Major group	Employment-size class									
		Total	1 to 4	5 to 9	10 to 19	20 to 49	50 to 99	100 to 249	250 to 499	500 to 999	1,000 or more
<b>31-33</b>	<b>MANUFACTURING—Con.</b>										
323	Printing & related support activities										
	Number of employees .....	12 591	505	916	1 174	2 410	2 067	2 650	(D)	(D)	—
	Payroll, annual (\$1,000).....	522 065	13 812	30 083	43 675	103 117	86 896	110 192	(D)	(D)	—
324	Petroleum & coal products mfg										
	Number of employees .....	641	56	(D)	(D)	(D)	(D)	(D)	—	—	—
	Payroll, annual (\$1,000).....	30 461	4 595	(D)	(D)	(D)	(D)	(D)	—	—	—
325	Chemical mfg										
	Number of employees .....	17 370	(D)	(D)	281	1 170	975	2 277	1 405	—	11 013
	Payroll, annual (\$1,000).....	1 194 649	(D)	(D)	16 935	64 626	53 961	109 800	65 213	—	871 306
326	Plastics & rubber products mfg										
	Number of employees .....	9 735	117	239	580	1 700	2 194	3 598	1 307	—	—
	Payroll, annual (\$1,000).....	363 027	4 846	6 933	23 234	56 060	87 171	138 519	46 264	—	—
327	Nonmetallic mineral product mfg										
	Number of employees .....	3 105	102	131	(D)	894	508	(D)	(D)	—	—
	Payroll, annual (\$1,000).....	136 171	3 581	6 191	(D)	39 268	23 511	(D)	(D)	—	—
331	Primary metal mfg										
	Number of employees .....	5 282	(D)	(D)	261	608	865	2 459	911	—	—
	Payroll, annual (\$1,000).....	248 265	(D)	(D)	13 185	26 744	36 300	114 228	45 920	—	—
332	Fabricated metal product mfg										
	Number of employees .....	41 275	928	1 724	3 989	8 105	7 444	9 938	5 208	(D)	(D)
	Payroll, annual (\$1,000).....	1 860 257	37 590	63 384	159 396	341 590	299 993	453 284	202 977	(D)	(D)
333	Machinery mfg										
	Number of employees .....	22 856	435	731	(D)	2 959	2 965	3 658	2 508	2 780	(D)
	Payroll, annual (\$1,000).....	1 111 893	16 706	30 047	(D)	136 228	136 945	184 192	160 580	129 593	(D)
334	Computer & electronic product mfg										
	Number of employees .....	21 494	175	335	802	(D)	2 845	4 623	6 916	2 357	(D)
	Payroll, annual (\$1,000).....	1 049 461	10 757	13 264	32 526	(D)	132 147	229 752	329 564	123 499	(D)
335	Electrical equip, appliance & component mfg										
	Number of employees .....	14 137	(D)	(D)	(D)	1 556	1 374	2 409	3 785	4 227	—
	Payroll, annual (\$1,000).....	599 651	(D)	(D)	(D)	67 685	62 527	103 471	145 927	186 310	—
336	Transportation equipment mfg										
	Number of employees .....	45 392	74	160	(D)	1 209	(D)	4 236	(D)	4 955	(D)
	Payroll, annual (\$1,000).....	2 688 791	3 255	7 332	(D)	57 611	(D)	195 737	(D)	262 339	(D)
337	Furniture & related product mfg										
	Number of employees .....	3 138	207	319	579	807	675	(D)	(D)	—	—
	Payroll, annual (\$1,000).....	109 476	6 619	8 516	21 314	29 427	25 920	(D)	(D)	—	—
339	Miscellaneous mfg										
	Number of employees .....	13 586	347	(D)	838	1 673	2 075	1 920	(D)	(D)	(D)
	Payroll, annual (\$1,000).....	578 264	12 052	(D)	33 929	54 621	77 180	68 571	(D)	(D)	(D)
<b>42</b>	<b>WHOLESALE TRADE</b>										
	Number of employees .....	76 997	4 777	6 283	10 166	14 901	11 776	14 180	5 500	3 400	6 014
	Payroll, annual (\$1,000).....	4 481 483	288 514	326 801	527 346	849 742	629 484	869 140	323 492	159 198	507 766
421	Wholesale trade, durable goods										
	Number of employees .....	45 375	3 190	4 456	6 823	9 771	7 212	7 715	1 523	(D)	(D)
	Payroll, annual (\$1,000).....	2 630 270	185 580	231 547	341 774	554 214	406 261	477 708	96 440	(D)	(D)
422	Wholesale trade, nondurable goods										
	Number of employees .....	31 622	1 587	1 827	3 343	5 130	4 564	6 465	3 977	(D)	(D)
	Payroll, annual (\$1,000).....	1 851 213	102 934	95 254	185 572	295 528	223 223	391 432	227 052	(D)	(D)
<b>44-45</b>	<b>RETAIL TRADE</b>										
	Number of employees .....	191 040	12 699	23 223	27 732	37 928	29 748	37 688	18 204	(D)	(D)
	Payroll, annual (\$1,000).....	4 539 650	336 590	495 732	638 086	993 827	741 014	886 893	360 441	(D)	(D)
441	Motor vehicle & parts dealers										
	Number of employees .....	21 848	884	2 016	3 202	8 503	5 712	1 531	—	—	—
	Payroll, annual (\$1,000).....	872 327	31 248	54 873	103 413	341 362	269 701	71 730	—	—	—
442	Furniture & home furnishing stores										
	Number of employees .....	6 837	957	1 652	1 780	1 586	(D)	(D)	—	—	—
	Payroll, annual (\$1,000).....	180 606	30 241	39 707	49 553	44 519	(D)	(D)	—	—	—
443	Electronics & appliance stores										
	Number of employees .....	4 715	580	1 209	1 067	770	(D)	(D)	—	—	—
	Payroll, annual (\$1,000).....	142 940	18 154	29 257	33 409	34 583	(D)	(D)	—	—	—
444	Bldg material & garden equip & supp dealers										
	Number of employees .....	16 903	945	2 020	2 796	4 029	(D)	3 108	(D)	—	—
	Payroll, annual (\$1,000).....	524 559	34 497	63 404	95 675	147 588	(D)	85 496	(D)	—	—
445	Food & beverage stores										
	Number of employees .....	40 915	2 194	2 436	2 081	3 549	5 779	20 306	(D)	(D)	—
	Payroll, annual (\$1,000).....	823 265	49 061	35 680	33 003	61 946	115 795	463 531	(D)	(D)	—
446	Health & personal care stores										
	Number of employees .....	14 331	793	1 380	2 528	5 862	3 114	654	—	—	—
	Payroll, annual (\$1,000).....	289 080	24 855	34 381	61 994	105 825	49 788	12 237	—	—	—
447	Gasoline stations										
	Number of employees .....	8 088	1 215	3 204	2 335	(D)	(D)	(D)	—	—	—
	Payroll, annual (\$1,000).....	150 782	24 901	58 872	39 722	(D)	(D)	(D)	—	—	—
448	Clothing & clothing accessories stores										
	Number of employees .....	20 863	1 774	3 943	4 767	5 477	3 249	(D)	—	(D)	—
	Payroll, annual (\$1,000).....	329 835	38 698	70 607	68 265	70 847	45 636	(D)	—	(D)	—

See footnotes at end of table.

**Table 3. The State—Employees and Annual Payroll by Employment-Size Class: 2000—Con.**

[Excludes most government employees, railroad employees, and self-employed persons. Size class 1 to 4 includes establishments with payroll, but no employees, during mid-March pay period. (D) denotes figures withheld to avoid disclosing data for individual companies; the data are included in broader industry totals. For explanation of terms, abbreviations, and data reliability/comparability, see introductory text]

NAICS code	Major group	Total	Employment-size class								
			1 to 4	5 to 9	10 to 19	20 to 49	50 to 99	100 to 249	250 to 499	500 to 999	1,000 or more
<b>44-45</b>	<b>RETAIL TRADE—Con.</b>										
451	Sporting goods, hobby, book & music stores										
	Number of employees .....	8 572	878	1 580	1 834	1 958	(D)	(D)	—	—	—
	Payroll, annual (\$1,000).....	130 364	18 372	25 621	26 349	28 523	(D)	(D)	—	—	—
452	General merchandise stores										
	Number of employees .....	24 022	165	351	501	(D)	(D)	7 965	(D)	(D)	—
	Payroll, annual (\$1,000).....	377 266	6 766	4 989	7 758	(D)	(D)	124 332	(D)	(D)	—
453	Miscellaneous store retailers										
	Number of employees .....	10 793	1 571	2 283	2 997	3 049	(D)	(D)	(D)	—	—
	Payroll, annual (\$1,000).....	208 269	34 314	35 793	44 565	59 774	(D)	(D)	(D)	—	—
454	Nonstore retailers										
	Number of employees .....	13 153	743	1 149	1 844	1 792	(D)	1 827	(D)	(D)	(D)
	Payroll, annual (\$1,000).....	510 357	25 483	42 548	74 380	75 802	(D)	72 077	(D)	(D)	(D)
<b>48-49</b>	<b>TRANSPORTATION &amp; WAREHOUSING</b>										
	<b>Number of employees .....</b>	<b>33 787</b>	<b>1 224</b>	<b>1 690</b>	<b>3 052</b>	<b>6 689</b>	<b>(D)</b>	<b>7 246</b>	<b>2 089</b>	<b>(D)</b>	<b>(D)</b>
	<b>Payroll, annual (\$1,000).....</b>	<b>1 061 947</b>	<b>55 595</b>	<b>65 327</b>	<b>96 381</b>	<b>228 325</b>	<b>(D)</b>	<b>202 414</b>	<b>71 190</b>	<b>(D)</b>	<b>(D)</b>
481	Air transportation										
	Number of employees .....	1 175	39	(D)	59	(D)	(D)	562	—	—	—
	Payroll, annual (\$1,000).....	45 270	3 538	(D)	1 303	(D)	(D)	19 974	—	—	—
483	Water transportation										
	Number of employees .....	1 033	(D)	64	(D)	(D)	(D)	379	(D)	—	—
	Payroll, annual (\$1,000).....	56 303	(D)	5 179	(D)	(D)	(D)	14 553	(D)	—	—
484	Truck transportation										
	Number of employees .....	7 741	599	(D)	1 287	2 206	1 265	1 412	(D)	—	—
	Payroll, annual (\$1,000).....	274 941	22 878	(D)	39 762	82 926	47 220	48 773	(D)	—	—
485	Transit & ground passenger transportation										
	Number of employees .....	11 234	127	(D)	710	2 508	3 471	2 935	(D)	(D)	—
	Payroll, annual (\$1,000).....	231 125	2 711	(D)	14 442	51 477	55 093	62 667	(D)	(D)	—
486	Pipeline transportation										
	Number of employees .....	(C)	(D)	(D)	(D)	(D)	(D)	—	—	—	—
	Payroll, annual (\$1,000).....	(D)	(D)	(D)	(D)	(D)	(D)	—	—	—	—
487	Scenic & sightseeing transportation										
	Number of employees .....	(B)	(D)	(D)	(D)	(D)	—	—	—	—	—
	Payroll, annual (\$1,000).....	(D)	(D)	(D)	(D)	(D)	—	—	—	—	—
488	Transportation support activities										
	Number of employees .....	3 465	282	410	579	768	345	(D)	(D)	—	—
	Payroll, annual (\$1,000).....	166 356	16 671	23 341	26 956	44 314	21 697	(D)	(D)	—	—
492	Couriers & messengers										
	Number of employees .....	8 305	76	139	203	500	(D)	(D)	(D)	—	(D)
	Payroll, annual (\$1,000).....	255 317	4 145	5 182	5 345	15 600	(D)	(D)	(D)	—	(D)
493	Warehousing & storage										
	Number of employees .....	612	47	36	163	(D)	(D)	(D)	—	—	—
	Payroll, annual (\$1,000).....	18 549	2 026	839	5 926	(D)	(D)	(D)	—	—	—
<b>51</b>	<b>INFORMATION</b>										
	<b>Number of employees .....</b>	<b>51 700</b>	<b>(D)</b>	<b>1 746</b>	<b>3 089</b>	<b>5 804</b>	<b>6 836</b>	<b>10 652</b>	<b>8 760</b>	<b>9 944</b>	<b>(D)</b>
	<b>Payroll, annual (\$1,000).....</b>	<b>3 531 449</b>	<b>(D)</b>	<b>91 371</b>	<b>150 937</b>	<b>348 778</b>	<b>341 919</b>	<b>618 178</b>	<b>1 044 152</b>	<b>571 394</b>	<b>(D)</b>
511	Publishing industries										
	Number of employees .....	15 627	(D)	(D)	977	1 762	2 748	3 699	(D)	(D)	(D)
	Payroll, annual (\$1,000).....	952 740	(D)	(D)	67 163	141 577	160 812	196 136	(D)	(D)	(D)
512	Motion picture & sound recording industries										
	Number of employees .....	2 858	(D)	(D)	407	503	(D)	—	—	(D)	—
	Payroll, annual (\$1,000).....	107 084	(D)	(D)	10 646	9 193	(D)	—	—	(D)	—
513	Broadcasting & telecommunications										
	Number of employees .....	22 993	(D)	(D)	(D)	2 121	(D)	5 582	(D)	6 678	—
	Payroll, annual (\$1,000).....	1 365 268	(D)	(D)	(D)	125 974	(D)	319 606	(D)	416 588	—
514	Information & data processing services										
	Number of employees .....	10 222	(D)	(D)	(D)	1 418	(D)	1 371	2 037	(D)	(D)
	Payroll, annual (\$1,000).....	1 106 357	(D)	(D)	(D)	72 034	(D)	102 436	699 638	(D)	(D)
<b>52</b>	<b>FINANCE &amp; INSURANCE</b>										
	<b>Number of employees .....</b>	<b>128 662</b>	<b>5 243</b>	<b>9 375</b>	<b>9 349</b>	<b>9 620</b>	<b>10 606</b>	<b>14 687</b>	<b>7 111</b>	<b>10 674</b>	<b>51 997</b>
	<b>Payroll, annual (\$1,000).....</b>	<b>11 014 336</b>	<b>379 920</b>	<b>564 954</b>	<b>714 135</b>	<b>797 006</b>	<b>888 711</b>	<b>1 781 672</b>	<b>512 482</b>	<b>1 206 127</b>	<b>4 169 329</b>
521	Monetary authorities - central bank										
	Number of employees .....	(C)	—	—	—	—	—	(D)	—	—	—
	Payroll, annual (\$1,000).....	(D)	—	—	—	—	—	(D)	—	—	—
522	Credit intermediation & related activities										
	Number of employees .....	(K)	(D)	5 616	(D)	(D)	(D)	4 579	(D)	(D)	(D)
	Payroll, annual (\$1,000).....	(D)	(D)	190 103	(D)	(D)	(D)	305 132	(D)	(D)	(D)
523	Security, commodity contracts & like activity										
	Number of employees .....	15 565	1 418	1 343	1 891	2 497	2 806	2 364	(D)	(D)	(D)
	Payroll, annual (\$1,000).....	3 705 898	180 850	229 342	380 150	388 585	423 816	890 808	(D)	(D)	(D)

See footnotes at end of table.

**Table 3. The State—Employees and Annual Payroll by Employment-Size Class: 2000—Con.**

[Excludes most government employees, railroad employees, and self-employed persons. Size class 1 to 4 includes establishments with payroll, but no employees, during mid-March pay period. (D) denotes figures withheld to avoid disclosing data for individual companies; the data are included in broader industry totals. For explanation of terms, abbreviations, and data reliability/comparability, see introductory text]

NAICS code	Major group	Total	Employment-size class									
			1 to 4	5 to 9	10 to 19	20 to 49	50 to 99	100 to 249	250 to 499	500 to 999	1,000 or more	
<b>52</b>	<b>FINANCE &amp; INSURANCE—Con.</b>											
524	Insurance carriers & related activities											
	Number of employees .....	81 011	(D)	(D)	(D)	(D)	(D)	(D)	7 426	4 841	8 947	44 102
	Payroll, annual (\$1,000).....	5 381 719	(D)	(D)	(D)	(D)	(D)	(D)	569 388	310 236	619 936	2 959 178
525	Funds, trusts, & other financial vehicles (part)											
	Number of employees .....	(E)	(D)	(D)	(D)	(D)	(D)	(D)	(D)	—	—	—
	Payroll, annual (\$1,000).....	(D)	(D)	(D)	(D)	(D)	(D)	(D)	(D)	—	—	—
<b>53</b>	<b>REAL ESTATE &amp; RENTAL &amp; LEASING</b>											
	Number of employees .....	22 902	3 842	3 684	4 022	3 672	1 879	2 831	2 972	—	—	—
	Payroll, annual (\$1,000).....	872 140	142 026	126 738	116 976	156 608	82 661	111 431	135 700	—	—	—
531	Real estate											
	Number of employees .....	15 611	3 225	2 651	(D)	2 532	(D)	1 897	2 105	—	—	—
	Payroll, annual (\$1,000).....	606 687	117 994	98 718	(D)	99 299	(D)	81 519	80 433	—	—	—
532	Rental & leasing services											
	Number of employees .....	7 030	(D)	(D)	(D)	1 031	(D)	934	867	—	—	—
	Payroll, annual (\$1,000).....	255 504	(D)	(D)	(D)	52 467	(D)	29 912	55 267	—	—	—
533	Lessors of other nonfinancial intangible asset											
	Number of employees .....	261	(D)	(D)	(D)	109	(D)	—	—	—	—	—
	Payroll, annual (\$1,000).....	9 949	(D)	(D)	(D)	4 842	(D)	—	—	—	—	—
<b>54</b>	<b>PROFESSIONAL, SCIENTIFIC &amp; TECHNICAL SERVICES</b>											
	Number of employees .....	93 567	10 805	10 240	12 543	14 854	11 581	15 198	9 088	2 749	6 509	6 509
	Payroll, annual (\$1,000).....	5 856 945	603 842	498 501	706 979	979 130	797 637	1 168 316	529 161	195 412	377 967	377 967
541	Professional, scientific & technical services											
	Number of employees .....	93 567	10 805	10 240	12 543	14 854	11 581	15 198	9 088	2 749	6 509	6 509
	Payroll, annual (\$1,000).....	5 856 945	603 842	498 501	706 979	979 130	797 637	1 168 316	529 161	195 412	377 967	377 967
<b>55</b>	<b>MANAGEMENT OF COMPANIES &amp; ENTERPRISES</b>											
	Number of employees .....	46 062	378	744	1 162	2 818	5 022	8 435	11 788	7 796	7 919	7 919
	Payroll, annual (\$1,000).....	4 473 134	83 002	156 800	121 716	335 673	493 261	761 602	1 080 524	673 826	766 730	766 730
551	Management of companies & enterprises											
	Number of employees .....	46 062	378	744	1 162	2 818	5 022	8 435	11 788	7 796	7 919	7 919
	Payroll, annual (\$1,000).....	4 473 134	83 002	156 800	121 716	335 673	493 261	761 602	1 080 524	673 826	766 730	766 730
<b>56</b>	<b>ADMIN, SUPPORT, WASTE MGT, REMEDIATION SERVICES</b>											
	Number of employees .....	105 808	5 086	5 491	(D)	11 967	12 952	20 864	15 275	(D)	15 074	15 074
	Payroll, annual (\$1,000).....	2 813 062	217 529	176 484	(D)	413 328	362 494	479 937	328 265	(D)	399 807	399 807
561	Administrative & support services											
	Number of employees .....	100 818	(D)	5 122	6 569	10 602	11 992	19 654	(D)	(D)	15 074	15 074
	Payroll, annual (\$1,000).....	2 615 124	(D)	166 388	211 686	359 115	316 498	431 085	(D)	(D)	399 807	399 807
562	Waste management & remediation services											
	Number of employees .....	4 990	(D)	369	(D)	1 365	960	1 210	(D)	—	—	—
	Payroll, annual (\$1,000).....	197 938	(D)	10 096	(D)	54 213	45 996	48 852	(D)	—	—	—
<b>61</b>	<b>EDUCATIONAL SERVICES</b>											
	Number of employees .....	54 598	749	978	1 579	3 682	4 512	7 391	4 214	2 071	29 422	29 422
	Payroll, annual (\$1,000).....	1 593 729	25 178	24 012	35 555	93 049	122 114	251 807	99 971	51 550	890 493	890 493
611	Educational services											
	Number of employees .....	54 598	749	978	1 579	3 682	4 512	7 391	4 214	2 071	29 422	29 422
	Payroll, annual (\$1,000).....	1 593 729	25 178	24 012	35 555	93 049	122 114	251 807	99 971	51 550	890 493	890 493
<b>62</b>	<b>HEALTH CARE AND SOCIAL ASSISTANCE</b>											
	Number of employees .....	213 835	(D)	14 372	20 444	26 554	18 587	48 147	18 355	12 331	(D)	(D)
	Payroll, annual (\$1,000).....	7 153 183	(D)	536 143	697 831	919 497	539 730	1 262 347	520 452	411 485	(D)	(D)
621	Ambulatory health care services											
	Number of employees .....	68 994	(D)	10 712	11 218	13 773	8 510	9 896	(D)	(D)	—	—
	Payroll, annual (\$1,000).....	2 869 076	(D)	465 695	524 536	687 387	324 060	316 031	(D)	(D)	—	—
622	Hospitals											
	Number of employees .....	59 246	(D)	(D)	(D)	(D)	(D)	(D)	(D)	(D)	(D)	(D)
	Payroll, annual (\$1,000).....	2 375 059	(D)	(D)	(D)	(D)	(D)	(D)	(D)	(D)	(D)	(D)
623	Nursing & residential care facilities											
	Number of employees .....	53 293	(D)	(D)	(D)	(D)	(D)	31 116	(D)	(D)	—	—
	Payroll, annual (\$1,000).....	1 347 040	(D)	(D)	(D)	(D)	(D)	798 017	(D)	(D)	—	—
624	Social assistance											
	Number of employees .....	32 302	(D)	(D)	(D)	(D)	(D)	(D)	(D)	—	—	—
	Payroll, annual (\$1,000).....	562 008	(D)	(D)	(D)	(D)	(D)	(D)	(D)	—	—	—

See footnotes at end of table.

**Table 3. The State—Employees and Annual Payroll by Employment-Size Class: 2000—Con.**

[Excludes most government employees, railroad employees, and self-employed persons. Size class 1 to 4 includes establishments with payroll, but no employees, during mid-March pay period. (D) denotes figures withheld to avoid disclosing data for individual companies; the data are included in broader industry totals. For explanation of terms, abbreviations, and data reliability/comparability, see introductory text]

NAICS code	Major group	Total	Employment-size class									
			1 to 4	5 to 9	10 to 19	20 to 49	50 to 99	100 to 249	250 to 499	500 to 999	1,000 or more	
<b>71</b>	<b>ARTS, ENTERTAINMENT &amp; RECREATION</b>											
	Number of employees .....	39 239	1 102	1 480	2 503	5 605	(D)	3 466	(D)	—	(D)	
	Payroll, annual (\$1,000) .....	953 210	58 168	46 873	55 422	100 391	(D)	57 514	(D)	—	(D)	
711	Performing arts, spectator sports & related industries											
	Number of employees .....	4 597	366	(D)	334	586	(D)	(D)	(D)	—	—	
	Payroll, annual (\$1,000) .....	164 186	29 332	(D)	10 485	12 541	(D)	(D)	(D)	—	—	
712	Museums, historical sites & like institutions											
	Number of employees .....	2 106	122	118	234	440	(D)	(D)	(D)	—	—	
	Payroll, annual (\$1,000) .....	47 171	3 746	2 773	4 510	8 169	(D)	(D)	(D)	—	—	
713	Amusement, gambling & recreation industries											
	Number of employees .....	32 536	614	(D)	1 935	4 579	3 843	(D)	(D)	—	(D)	
	Payroll, annual (\$1,000) .....	741 853	25 090	(D)	40 427	79 681	83 137	(D)	(D)	—	(D)	
<b>72</b>	<b>ACCOMMODATION &amp; FOOD SERVICES</b>											
	Number of employees .....	97 850	4 825	8 566	15 937	36 895	18 054	11 818	1 755	—	—	
	Payroll, annual (\$1,000) .....	1 419 577	106 071	109 946	209 324	509 938	246 483	201 747	36 068	—	—	
721	Accommodation											
	Number of employees .....	11 721	228	(D)	834	2 494	2 213	4 474	(D)	—	—	
	Payroll, annual (\$1,000) .....	248 999	8 264	(D)	14 827	42 042	40 922	108 407	(D)	—	—	
722	Food services & drinking places											
	Number of employees .....	86 129	4 597	(D)	15 103	34 401	15 841	7 344	(D)	—	—	
	Payroll, annual (\$1,000) .....	1 170 578	97 807	(D)	194 497	467 896	205 561	93 340	(D)	—	—	
<b>81</b>	<b>OTHER SERVICES (EXCEPT PUBLIC ADMINISTRATION)</b>											
	Number of employees .....	62 361	10 977	14 573	13 306	11 676	4 788	5 111	(D)	(D)	—	
	Payroll, annual (\$1,000) .....	1 468 917	249 298	320 843	307 532	266 405	127 081	127 936	(D)	(D)	—	
811	Repair & maintenance											
	Number of employees .....	15 109	3 458	4 361	3 808	2 215	883	384	—	—	—	
	Payroll, annual (\$1,000) .....	469 676	96 632	127 005	121 170	73 463	37 638	13 768	—	—	—	
812	Personal & laundry services											
	Number of employees .....	18 773	3 804	4 898	4 344	3 121	906	1 700	—	—	—	
	Payroll, annual (\$1,000) .....	378 416	73 703	92 379	87 302	62 418	18 839	43 775	—	—	—	
813	Religious, grantmaking, civic, prof & like organizations											
	Number of employees .....	28 479	3 715	5 314	5 154	6 340	2 999	3 027	(D)	(D)	—	
	Payroll, annual (\$1,000) .....	620 825	78 963	101 459	99 060	130 524	70 604	70 393	(D)	(D)	—	
<b>95</b>	<b>AUXILIARIES (EXC CORPORATE, SUBSIDIARY &amp; REGIONAL MGT)</b>											
	Number of employees .....	13 766	(D)	139	337	780	(D)	2 617	3 945	2 577	(D)	
	Payroll, annual (\$1,000) .....	873 717	(D)	11 035	19 553	41 669	(D)	138 527	283 088	147 665	(D)	
<b>99</b>	<b>UNCLASSIFIED ESTABLISHMENTS</b>											
	Number of employees .....	1 927	1 093	387	(D)	(D)	—	—	—	—	—	
	Payroll, annual (\$1,000) .....	62 134	46 365	6 243	(D)	(D)	—	—	—	—	—	

Note: Employment-size classes are indicated as follows: A—0 to 19; B—20 to 99; C—100 to 249; E—250 to 499; F—500 to 999; G—1,000 to 2,499; H—2,500 to 4,999; I—5,000 to 9,999; J—10,000 to 24,999; K—25,000 to 49,999; L—50,000 to 99,999; M—100,000 or more.

**Table 4. The State—Establishments With 1,000 Employees or More by Major Group and Employment-Size Class: 2000**

[Excludes most government employees, railroad employees, and self-employed persons. For explanation of terms, abbreviations, and data reliability/comparability, see introductory text]

NAICS code	Major group	Total number of establishments	Number of establishments by employment-size class			
			1,000 to 1,499	1,500 to 2,499	2,500 to 4,999	5,000 or more
	<b>Total</b> .....	<b>97</b>	<b>31</b>	<b>39</b>	<b>15</b>	<b>12</b>
<b>22</b>	<b>Utilities</b> .....	<b>2</b>	—	<b>2</b>	—	—
221	Utilities .....	2	—	2	—	—
<b>23</b>	<b>Construction</b> .....	<b>1</b>	—	—	—	<b>1</b>
234	Heavy construction .....	1	—	—	—	1
<b>31-33</b>	<b>Manufacturing</b> .....	<b>18</b>	<b>8</b>	<b>3</b>	<b>4</b>	<b>3</b>
325	Chemical mfg .....	4	2	—	2	—
332	Fabricated metal product mfg .....	1	1	—	—	—
333	Machinery mfg .....	2	—	1	1	—
334	Computer & electronic product mfg .....	1	1	—	—	—
336	Transportation equipment mfg .....	7	1	2	1	3
339	Miscellaneous mfg .....	3	3	—	—	—
<b>42</b>	<b>Wholesale trade</b> .....	<b>3</b>	—	<b>2</b>	<b>1</b>	—
421	Wholesale trade, durable goods .....	1	—	—	1	—
422	Wholesale trade, nondurable goods .....	2	—	2	—	—
<b>44-45</b>	<b>Retail trade</b> .....	<b>1</b>	<b>1</b>	—	—	—
454	Nonstore retailers .....	1	1	—	—	—
<b>48-49</b>	<b>Transportation &amp; warehousing</b> .....	<b>1</b>	—	—	<b>1</b>	—
492	Couriers & messengers .....	1	—	—	1	—
<b>51</b>	<b>Information</b> .....	<b>3</b>	<b>2</b>	<b>1</b>	—	—
511	Publishing industries .....	2	1	1	—	—
514	Information & data processing services .....	1	1	—	—	—
<b>52</b>	<b>Finance &amp; insurance</b> .....	<b>22</b>	<b>6</b>	<b>10</b>	<b>4</b>	<b>2</b>
522	Credit intermediation & related activities .....	3	1	2	—	—
523	Security, commodity contracts & like activity .....	1	—	1	—	—
524	Insurance carriers & related activities .....	18	5	7	4	2
<b>54</b>	<b>Professional, scientific &amp; technical services</b> .....	<b>3</b>	—	<b>2</b>	<b>1</b>	—
541	Professional, scientific & technical services .....	3	—	2	1	—
<b>55</b>	<b>Management of companies &amp; enterprises</b> .....	<b>4</b>	<b>1</b>	<b>2</b>	<b>1</b>	—
551	Management of companies & enterprises .....	4	1	2	1	—
<b>56</b>	<b>Admin, support, waste mgt, remediation services</b> .....	<b>4</b>	<b>2</b>	<b>1</b>	—	<b>1</b>
561	Administrative & support services .....	4	2	1	—	1
<b>61</b>	<b>Educational services</b> .....	<b>9</b>	<b>1</b>	<b>6</b>	<b>1</b>	<b>1</b>
611	Educational services .....	9	1	6	1	1
<b>62</b>	<b>Health care and social assistance</b> .....	<b>22</b>	<b>8</b>	<b>10</b>	<b>2</b>	<b>2</b>
622	Hospitals .....	22	8	10	2	2
<b>71</b>	<b>Arts, entertainment &amp; recreation</b> .....	<b>2</b>	—	—	—	<b>2</b>
713	Amusement, gambling & recreation industries .....	2	—	—	—	2
<b>95</b>	<b>Auxiliaries (exc corporate, subsidiary &amp; regional mgt)</b> .....	<b>2</b>	<b>2</b>	—	—	—

**Table 5. The State—Employees, Payroll, and Establishments by County: 2000 and 1999**

[Excludes most government employees, railroad employees, and self-employed persons. (D) denotes figures withheld to avoid disclosing data for individual companies; the data are included in broader industry totals. For explanation of terms, abbreviations, and data reliability/comparability, see introductory text]

County	2000				1999			
	Number of establishments	Number of employees for week including March 12	Payroll (\$1,000)		Number of establishments	Number of employees for week including March 12	Payroll (\$1,000)	
			First quarter	Annual			First quarter	Annual
<b>Total</b> .....	<b>92 436</b>	<b>1 546 250</b>	<b>17 277 385</b>	<b>67 384 810</b>	<b>92 454</b>	<b>1 530 539</b>	<b>15 061 152</b>	<b>62 082 551</b>
Fairfield .....	28 587	444 930	7 200 743	25 894 338	28 560	436 325	5 811 736	23 021 009
Hartford .....	23 198	476 640	4 954 763	19 970 832	23 261	472 171	4 536 451	18 551 853
Litchfield .....	5 192	58 918	440 212	1 885 504	5 181	57 742	393 140	1 797 524
Middlesex .....	4 236	60 442	531 549	2 255 273	4 206	59 997	479 424	2 071 401
New Haven .....	20 775	338 928	2 956 990	12 290 857	20 833	343 145	2 712 158	11 683 355
New London .....	5 729	105 770	810 021	3 441 704	5 705	103 728	788 609	3 413 516
Tolland .....	2 531	(K)	(D)	(D)	2 528	27 166	159 399	714 781
Windham .....	2 187	31 176	201 337	863 941	2 180	30 265	180 235	829 112

Note: Employment-size classes are indicated as follows: A—0 to 19; B—20 to 99; C—100 to 249; E—250 to 499; F—500 to 999; G—1,000 to 2,499; H—2,500 to 4,999; I—5,000 to 9,999; J—10,000 to 24,999; K—25,000 to 49,999; L—50,000 to 99,999; M—100,000 or more.

**Table 6. Counties—Employees, Payroll, and Establishments by Industry: 2000**

[Excludes most government employees, railroad employees, and self-employed persons. Size class 1 to 4 includes establishments with payroll, but no employees, during mid-March pay period. (D) denotes figures withheld to avoid disclosing data for individual companies; the data are included in broader industry totals. Detailed industries with 100 or more employees are shown if industry was not a (D). For explanation of terms, abbreviations, and data reliability/comparability, see introductory text]

NAICS code	Industry	Number of employees for week including March 12	Payroll (\$1,000)		Total number of establishments	Number of establishments by employment-size class									
			First quarter	Annual		1 to 4	5 to 9	10 to 19	20 to 49	50 to 99	100 to 249	250 to 499	500 to 999	1,000 or more	
<b>FAIRFIELD</b>															
	<b>Total</b> .....	<b>444 930</b>	<b>7 200 743</b>	<b>25 894 338</b>	<b>28 587</b>	<b>16 032</b>	<b>5 394</b>	<b>3 356</b>	<b>2 324</b>	<b>779</b>	<b>489</b>	<b>140</b>	<b>42</b>	<b>31</b>	
<b>11</b>	<b>Forestry, fishing, hunting, and agriculture support</b> .....	(C)	(D)	(D)	<b>30</b>	<b>19</b>	<b>7</b>	<b>1</b>	<b>2</b>	<b>1</b>	—	—	—	—	
115	Agriculture & forestry support activities .....	131	1 265	4 577	22	13	6	1	2	—	—	—	—	—	
<b>21</b>	<b>Mining</b> .....	(C)	(D)	(D)	<b>14</b>	<b>7</b>	<b>3</b>	<b>2</b>	<b>2</b>	—	—	—	—	—	
<b>22</b>	<b>Utilities</b> .....	<b>1 847</b>	<b>44 434</b>	<b>153 208</b>	<b>38</b>	<b>12</b>	<b>3</b>	<b>3</b>	<b>9</b>	<b>4</b>	<b>5</b>	<b>2</b>	—	—	
221	Utilities .....	1 847	44 434	153 208	38	12	3	3	9	4	5	2	—	—	
2211	Elec pwr generation, transmsn & distribution ...	(G)	(D)	(D)	20	5	2	2	3	3	4	1	—	—	
22111	Electric power generation .....	(C)	(D)	(D)	8	3	1	1	1	1	1	—	—	—	
22112	Electric pwr transmsn, control & distribution ..	(F)	(D)	(D)	12	2	1	1	2	2	3	1	—	—	
2212	Natural gas distribution .....	291	7 670	28 499	9	2	1	1	4	—	1	—	—	—	
22121	Natural gas distribution .....	291	7 670	28 499	9	2	1	1	4	—	1	—	—	—	
221210	Natural gas distribution .....	291	7 670	28 499	9	2	1	1	4	—	1	—	—	—	
2213	Water, sewage & other systems .....	(E)	(D)	(D)	9	5	—	—	2	1	—	1	—	—	
22131	Water supply & irrigation systems .....	(E)	(D)	(D)	7	5	—	—	—	1	—	1	—	—	
<b>23</b>	<b>Construction</b> .....	<b>14 661</b>	<b>148 674</b>	<b>709 340</b>	<b>2 607</b>	<b>1 820</b>	<b>445</b>	<b>197</b>	<b>115</b>	<b>22</b>	<b>8</b>	—	—	—	
233	Building, developing & general contracting .....	4 300	48 475	232 167	820	605	122	57	28	3	5	—	—	—	
2331	Land subdivision & land development .....	333	4 130	21 555	51	33	10	5	2	—	1	—	—	—	
23311	Land subdivision & land development .....	333	4 130	21 555	51	33	10	5	2	—	1	—	—	—	
233110	Land subdivision & land development .....	333	4 130	21 555	51	33	10	5	2	—	1	—	—	—	
2332	Residential building construction .....	2 387	26 122	124 888	658	511	93	38	15	1	—	—	—	—	
23321	Single-family housing construction .....	2 318	25 450	121 479	636	492	91	38	14	1	—	—	—	—	
233210	Single-family housing construction .....	2 318	25 450	121 479	636	492	91	38	14	1	—	—	—	—	
2333	Nonresidential building construction .....	1 580	18 223	85 724	111	61	19	14	11	2	4	—	—	—	
23331	Mfg & industrial building construction .....	266	3 807	14 522	18	11	2	1	3	—	1	—	—	—	
233310	Mfg & industrial building construction .....	266	3 807	14 522	18	11	2	1	3	—	1	—	—	—	
23332	Commercial & institutional bldg construction ..	1 314	14 416	71 202	93	50	17	13	8	2	3	—	—	—	
233320	Commercial & institutional bldg construction ..	1 314	14 416	71 202	93	50	17	13	8	2	3	—	—	—	
234	Heavy construction .....	807	9 543	53 549	72	34	13	15	6	4	—	—	—	—	
2341	Highway, street, bridge & tunnel construction ...	299	3 597	22 362	35	18	9	4	3	1	—	—	—	—	
23411	Highway & street construction .....	299	3 597	22 362	35	18	9	4	3	1	—	—	—	—	
234110	Highway & street construction .....	299	3 597	22 362	35	18	9	4	3	1	—	—	—	—	
2349	Other heavy construction .....	508	5 946	31 187	37	16	4	11	3	3	—	—	—	—	
23491	Water, sewer & pipeline construction .....	325	4 092	21 814	10	1	—	3	3	3	—	—	—	—	
234910	Water, sewer & pipeline construction .....	325	4 092	21 814	10	1	—	3	3	3	—	—	—	—	
23499	All other heavy construction .....	141	1 490	7 726	21	12	3	6	—	—	—	—	—	—	
234990	All other heavy construction .....	141	1 490	7 726	21	12	3	6	—	—	—	—	—	—	
235	Special trade contractors .....	9 554	90 656	423 624	1 715	1 181	310	125	81	15	3	—	—	—	
2351	Plumbing, heating & AC contractor .....	2 150	21 005	94 208	346	214	78	28	23	3	—	—	—	—	
23511	Plumbing, heating & AC contractor .....	2 150	21 005	94 208	346	214	78	28	23	3	—	—	—	—	
235110	Plumbing, heating & AC contractor .....	2 150	21 005	94 208	346	214	78	28	23	3	—	—	—	—	
2352	Painting & wall covering contractors .....	602	3 841	24 085	174	146	18	4	5	1	—	—	—	—	
23521	Painting & wall covering contractors .....	602	3 841	24 085	174	146	18	4	5	1	—	—	—	—	
235210	Painting & wall covering contractors .....	602	3 841	24 085	174	146	18	4	5	1	—	—	—	—	
2353	Electrical contractors .....	2 610	30 759	127 617	350	218	72	34	19	4	3	—	—	—	
23531	Electrical contractors .....	2 610	30 759	127 617	350	218	72	34	19	4	3	—	—	—	
235310	Electrical contractors .....	2 610	30 759	127 617	350	218	72	34	19	4	3	—	—	—	
2354	Masonry, drywall, insulation, tile contractors ...	871	7 492	37 769	163	125	23	6	6	3	—	—	—	—	
23541	Masonry & stone contractors .....	314	1 828	11 807	92	73	12	5	2	—	—	—	—	—	
235410	Masonry & stone contractors .....	314	1 828	11 807	92	73	12	5	2	—	—	—	—	—	
23542	Drywall, acoustical & insulation contractors ...	483	5 085	23 283	41	27	6	1	4	3	—	—	—	—	
235420	Drywall, acoustical & insulation contractors ...	483	5 085	23 283	41	27	6	1	4	3	—	—	—	—	
2355	Carpentry & floor contractors .....	844	6 384	29 113	239	190	36	8	4	1	—	—	—	—	
23551	Carpentry contractors .....	689	5 222	23 708	192	152	30	5	4	1	—	—	—	—	
235510	Carpentry contractors .....	689	5 222	23 708	192	152	30	5	4	1	—	—	—	—	
23552	Floor laying & other floor contractors .....	155	1 162	5 405	47	38	6	3	—	—	—	—	—	—	
235520	Floor laying & other floor contractors .....	155	1 162	5 405	47	38	6	3	—	—	—	—	—	—	
2356	Roofing, siding, & sheet metal contractors .....	542	4 456	22 275	96	70	14	5	5	2	—	—	—	—	
23561	Roofing, siding, & sheet metal contractors .....	542	4 456	22 275	96	70	14	5	5	2	—	—	—	—	
235610	Roofing, siding, & sheet metal contractors ..	542	4 456	22 275	96	70	14	5	5	2	—	—	—	—	
2357	Concrete contractors .....	387	2 607	17 442	72	43	15	12	2	—	—	—	—	—	
23571	Concrete contractors .....	387	2 607	17 442	72	43	15	12	2	—	—	—	—	—	
235710	Concrete contractors .....	387	2 607	17 442	72	43	15	12	2	—	—	—	—	—	
2359	Other special trade contractors .....	1 531	13 980	70 536	267	168	53	28	17	1	—	—	—	—	
23592	Glass & glazing contractors .....	173	1 582	6 580	23	10	7	4	2	—	—	—	—	—	
235920	Glass & glazing contractors .....	173	1 582	6 580	23	10	7	4	2	—	—	—	—	—	
23593	Excavation contractors .....	590	5 279	29 288	107	71	23	5	7	1	—	—	—	—	
235930	Excavation contractors .....	590	5 279	29 288	107	71	23	5	7	1	—	—	—	—	
23595	Bldg equip & oth mach installation contractor .	109	1 335	6 019	17	11	2	2	2	—	—	—	—	—	
235950	Bldg equip & oth mach installation contractor .	109	1 335	6 019	17	11	2	2	2	—	—	—	—	—	
23599	All other special trade contractors .....	491	3 579	19 617	103	71	17	11	4	—	—	—	—	—	
235990	All other special trade contractors .....	491	3 579	19 617	103	71	17	11	4	—	—	—	—	—	

See footnotes at end of table.

**Table 6. Counties—Employees, Payroll, and Establishments by Industry: 2000—Con.**

[Excludes most government employees, railroad employees, and self-employed persons. Size class 1 to 4 includes establishments with payroll, but no employees, during mid-March pay period. (D) denotes figures withheld to avoid disclosing data for individual companies; the data are included in broader industry totals. Detailed industries with 100 or more employees are shown if industry was not a (D). For explanation of terms, abbreviations, and data reliability/comparability, see introductory text]

NAICS code	Industry	Number of employees for week including March 12	Payroll (\$1,000)		Total number of establishments	Number of establishments by employment-size class								
			First quarter	Annual		1 to 4	5 to 9	10 to 19	20 to 49	50 to 99	100 to 249	250 to 499	500 to 999	1,000 or more
<b>FAIRFIELD—Con.</b>														
<b>31-33</b>	<b>Manufacturing</b>	<b>53 490</b>	<b>688 627</b>	<b>2 777 659</b>	<b>1 236</b>	<b>420</b>	<b>241</b>	<b>208</b>	<b>184</b>	<b>87</b>	<b>56</b>	<b>25</b>	<b>9</b>	<b>6</b>
311	Food mfg	2 100	21 615	106 565	76	27	23	13	8	1	2	1	1	—
3115	Dairy product mfg	(C)	(D)	(D)	5	2	1	1	—	—	1	—	—	—
31151	Dairy product (exc frozen) mfg	(C)	(D)	(D)	2	1	—	—	—	—	1	—	—	—
3118	Bakeries & tortilla mfg	1 612	16 927	86 184	51	18	15	9	6	1	—	—	1	1
31181	Bread & bakery product mfg	(G)	(D)	(D)	50	18	15	9	5	1	—	—	1	1
311812	Commercial bakeries	1 331	15 954	81 959	17	5	3	3	3	1	—	—	1	1
3119	Other food mfg	220	2 577	11 728	9	3	2	3	—	—	1	—	—	—
31192	Coffee & tea mfg	(C)	(D)	(D)	2	1	—	—	—	—	1	—	—	—
312	Beverage & tobacco product mfg	(C)	(D)	(D)	4	—	1	2	—	—	1	—	—	—
3121	Beverage mfg	(C)	(D)	(D)	4	—	1	2	—	—	1	—	—	—
31211	Soft drink & ice mfg	(C)	(D)	(D)	3	—	1	1	—	—	1	—	—	—
313	Textile mills	392	3 317	16 977	10	3	2	1	1	1	2	—	—	—
3133	Textile, fabric finishing, fabric coating mills	(E)	(D)	(D)	6	—	2	—	1	1	2	—	—	—
31331	Textile & fabric finishing mills	(C)	(D)	(D)	4	—	2	—	1	—	1	—	—	—
31332	Fabric coating mills	(C)	(D)	(D)	2	—	—	—	—	1	1	—	—	—
314	Textile product mills	446	2 990	14 308	28	18	6	1	1	1	1	—	—	—
3141	Textile furnishings mills	145	934	4 030	15	9	5	—	—	1	—	—	—	—
31412	Curtain & linen mills	145	934	4 030	15	9	5	—	—	1	—	—	—	—
3149	Other textile product mills	301	2 056	10 278	13	9	1	1	1	—	1	—	—	—
31499	All other textile product mills	(C)	(D)	(D)	5	4	—	—	—	—	1	—	—	—
315	Apparel manufacturing	640	4 565	28 728	28	18	3	1	4	—	1	1	—	—
3152	Cut & sew apparel mfg	(C)	(D)	(D)	14	10	2	—	2	—	—	—	—	—
3159	Apparel accessories & other apparel mfg	461	2 791	12 445	11	8	1	—	—	—	1	1	—	—
31599	Apparel accessories & other apparel mfg	461	2 791	12 445	11	8	1	—	—	—	1	1	—	—
316	Leather & allied product mfg	(E)	(D)	(D)	3	—	1	—	1	—	1	—	—	—
3169	Other leather & allied product mfg	(C)	(D)	(D)	1	—	—	—	—	—	1	—	—	—
31699	Other leather & allied product mfg	(C)	(D)	(D)	1	—	—	—	—	—	1	—	—	—
321	Wood product mfg	336	3 295	13 120	28	14	2	7	3	2	—	—	—	—
3219	Other wood product mfg	(E)	(D)	(D)	25	13	2	6	3	1	—	—	—	—
32191	Millwork	127	1 573	6 065	13	7	—	5	—	1	—	—	—	—
322	Paper mfg	682	5 989	27 256	15	2	1	3	3	4	2	—	—	—
3222	Converted paper product mfg	682	5 989	27 256	15	2	1	3	3	4	2	—	—	—
32221	Paperboard container mfg	529	4 686	21 102	8	—	—	2	1	3	2	—	—	—
323	Printing & related support activities	2 954	31 076	129 034	193	68	55	29	28	10	2	1	—	—
3231	Printing & related support activities	2 954	31 076	129 034	193	68	55	29	28	10	2	1	—	—
32311	Printing	2 553	26 100	109 830	167	60	48	26	22	8	2	1	—	—
323110	Commercial lithographic printing	1 955	21 154	86 773	92	21	27	19	16	6	2	1	—	—
323112	Commercial flexographic printing	191	1 895	8 476	8	2	3	—	1	2	—	—	—	—
323114	Quick printing	213	1 550	7 046	31	18	7	2	4	—	—	—	—	—
32312	Printing support activities	401	4 976	19 204	26	8	7	3	6	2	—	—	—	—
323122	Prepress services	354	4 601	17 567	21	7	4	3	5	2	—	—	—	—
324	Petroleum & coal products mfg	(C)	(D)	(D)	11	6	2	—	2	1	—	—	—	—
3241	Petroleum & coal products mfg	(C)	(D)	(D)	11	6	2	—	2	1	—	—	—	—
32419	Other petroleum & coal products mfg	(C)	(D)	(D)	3	1	—	—	1	1	—	—	—	—
325	Chemical mfg	3 988	87 100	351 190	52	15	5	12	11	2	4	1	—	2
3251	Basic chemical mfg	(E)	(D)	(D)	10	1	1	2	5	—	1	—	—	—
32518	Other basic inorganic chemical mfg	(C)	(D)	(D)	1	—	—	—	—	—	1	—	—	—
32519	Other basic organic chemical mfg	(C)	(D)	(D)	7	—	1	1	5	—	—	—	—	—
3254	Pharmaceutical & medicine mfg	(G)	(D)	(D)	8	3	—	—	3	—	1	—	—	1
32541	Pharmaceutical & medicine mfg	(G)	(D)	(D)	8	3	—	—	3	—	1	—	—	1
3256	Soap, cleaners & toilet preparation mfg	1 909	31 587	124 066	16	5	1	4	2	2	—	1	—	1
32562	Toilet preparation mfg	(G)	(D)	(D)	9	2	—	2	1	2	—	1	—	1
3259	Other chemical product & preparation mfg	(E)	(D)	(D)	12	3	2	4	1	—	2	—	—	—
32591	Printing ink mfg	(C)	(D)	(D)	1	—	—	—	—	—	1	—	—	—
32599	All other chemical product & preparation mfg	(E)	(D)	(D)	11	3	2	4	1	—	1	—	—	—
325991	Custom compounding of purchased resin	207	2 874	11 099	3	—	—	1	1	—	1	—	—	—
326	Plastics & rubber products mfg	2 511	22 142	93 934	46	8	7	11	7	5	5	3	—	—
3261	Plastics product mfg	2 209	19 864	82 990	40	8	6	11	6	1	5	3	—	—
32611	Unsupported plastics film, sheet, & bag mfg	509	5 100	20 866	4	—	1	1	—	—	1	1	—	—
326113	Unsupported plastics film and sheet (except packaging) mfg	509	5 100	20 866	4	—	1	1	—	—	1	1	—	—
32616	Plastics bottle mfg	(C)	(D)	(D)	1	—	—	—	—	—	1	—	—	—
32619	Other plastics product mfg	1 541	13 853	60 019	31	7	3	9	6	1	3	2	—	—
326199	All other plastics product mfg	1 541	13 853	60 019	31	7	3	9	6	1	3	2	—	—
3262	Rubber product mfg	302	2 278	10 944	6	—	1	—	1	4	—	—	—	—
32629	Other rubber product mfg	302	2 278	10 944	6	—	1	—	1	4	—	—	—	—
327	Nonmetallic mineral product mfg	666	5 774	27 078	32	14	3	8	6	—	—	1	—	—
3271	Clay product & refractory mfg	(E)	(D)	(D)	3	1	1	—	—	—	—	1	—	—
32711	Pottery, ceramics & plumbing fixture mfg	(E)	(D)	(D)	2	—	1	—	—	—	—	1	—	—
3273	Cement & concrete product mfg	247	2 439	13 225	19	6	2	7	4	—	—	—	—	—
32732	Ready-mix concrete mfg	115	1 194	6 651	6	—	—	4	2	—	—	—	—	—
327320	Ready-mix concrete mfg	115	1 194	6 651	6	—	—	4	2	—	—	—	—	—
331	Primary metal mfg	637	7 344	31 465	19	4	5	2	5	1	1	1	—	—
3314	Nonferrous (exc alum) production & processing	449	5 793	24 727	9	2	1	2	2	—	1	1	—	—
33149	Other nonferrous roll, draw, extruding, alloying	(E)	(D)	(D)	8	1	1	2	2	—	1	1	—	—

See footnotes at end of table.



**Table 6. Counties—Employees, Payroll, and Establishments by Industry: 2000—Con.**

[Excludes most government employees, railroad employees, and self-employed persons. Size class 1 to 4 includes establishments with payroll, but no employees, during mid-March pay period. (D) denotes figures withheld to avoid disclosing data for individual companies; the data are included in broader industry totals. Detailed industries with 100 or more employees are shown if industry was not a (D). For explanation of terms, abbreviations, and data reliability/comparability, see introductory text]

NAICS code	Industry	Number of employees for week including March 12	Payroll (\$1,000)		Total number of establishments	Number of establishments by employment-size class								
			First quarter	Annual		1 to 4	5 to 9	10 to 19	20 to 49	50 to 99	100 to 249	250 to 499	500 to 999	1,000 or more
<b>FAIRFIELD—Con.</b>														
<b>31-33 Manufacturing—Con.</b>														
332	Fabricated metal product mfg .....	5 404	52 508	220 466	212	66	39	44	37	17	6	2	1	—
3321	Forging & stamping .....	530	4 619	19 656	14	1	1	5	3	3	1	—	—	—
33211	Forging & stamping .....	530	4 619	19 656	14	1	1	5	3	3	1	—	—	—
3322	Cutlery & handtool mfg .....	406	3 247	14 471	6	—	1	1	1	1	2	—	—	—
33221	Cutlery & handtool mfg .....	406	3 247	14 471	6	—	1	1	1	1	2	—	—	—
3323	Architectural & structural metals mfg .....	656	6 048	24 648	39	12	7	13	3	3	1	—	—	—
33231	Plate work & fabricated structural prod mfg ...	236	1 682	8 232	12	3	2	4	2	—	1	—	—	—
332313	Plate work mfg .....	153	960	4 815	4	—	—	3	—	—	1	—	—	—
33232	Ornamental & architectural metal prod mfg ...	420	4 366	16 416	27	9	5	9	1	3	—	—	—	—
332322	Sheet metal work mfg .....	263	2 784	8 679	16	4	3	7	—	2	—	—	—	—
3325	Hardware mfg .....	154	1 245	5 001	5	1	1	—	2	1	—	—	—	—
33251	Hardware mfg .....	154	1 245	5 001	5	1	1	—	2	1	—	—	—	—
332510	Hardware mfg .....	154	1 245	5 001	5	1	1	—	2	1	—	—	—	—
3327	Mach shops, turn prod, screw, nut, bolt mfg ....	1 221	12 057	54 070	86	39	20	14	10	1	1	1	—	—
33271	Machine shops .....	559	5 495	26 905	71	37	16	11	6	1	—	—	—	—
332710	Machine shops .....	559	5 495	26 905	71	37	16	11	6	1	—	—	—	—
33272	Turned product & screw, nut & bolt mfg .....	662	6 562	27 165	15	2	4	3	4	—	1	1	—	—
3328	Coating, engrave, heat treating & oth activity ...	713	5 915	26 676	34	7	6	7	11	3	—	—	—	—
33281	Coating, engrave, heat treating & oth activity ...	713	5 915	26 676	34	7	6	7	11	3	—	—	—	—
332813	Electropl, plating, polish, anodize, coloring .	424	3 528	15 356	18	2	3	4	6	3	—	—	—	—
3329	Other fabricated metal product mfg .....	1 652	18 673	73 200	24	6	2	3	5	5	1	1	1	—
33299	All other fabricated metal product mfg .....	(D)	(D)	(D)	22	5	2	3	5	4	1	1	1	—
332991	Ball & roller bearing mfg .....	706	9 595	35 807	3	—	—	—	—	1	1	—	1	—
332999	All other misc fabricated metal product mfg .	827	8 223	33 695	16	4	1	3	4	3	—	1	—	—
333	Machinery mfg .....	8 686	110 362	416 946	118	34	20	18	25	9	10	—	—	2
3332	Industrial machinery mfg .....	2 265	29 480	133 495	14	4	1	—	3	2	3	—	—	1
33329	Other industrial machinery mfg .....	(G)	(D)	(D)	13	3	1	—	3	2	3	—	—	1
333298	All other industrial machinery mfg .....	202	2 551	10 160	6	2	1	—	1	2	—	—	—	—
3333	Commercial & service industry machinery mfg ..	4 350	55 605	182 548	21	5	2	3	6	3	1	—	—	1
33331	Commercial & service industry machinery mfg .....	4 350	55 605	182 548	21	5	2	3	6	3	1	—	—	1
333314	Optical instrument & lens mfg .....	135	1 609	6 596	7	3	1	—	2	1	—	—	—	—
3335	Metalworking machinery mfg .....	1 368	17 585	71 836	49	17	9	10	7	1	5	—	—	—
33351	Metalworking machinery mfg .....	1 368	17 585	71 836	49	17	9	10	7	1	5	—	—	—
333512	Machine tool (metal cutting types) mfg .....	502	6 238	25 430	6	—	1	2	1	—	2	—	—	—
333514	Special die, tool, die set, jig & fixture mfg ...	378	5 184	21 122	21	9	5	1	4	1	1	—	—	—
333518	Other metalworking machinery mfg .....	258	3 444	14 194	8	3	—	3	1	—	1	—	—	—
3336	Engine, turbine & power transmsn equip mfg ...	124	1 406	6 119	5	1	1	—	2	1	—	—	—	—
33361	Engine, turbine & power transmsn equip mfg .	124	1 406	6 119	5	1	1	—	2	1	—	—	—	—
3339	Other general purpose machinery mfg .....	500	5 272	19 007	25	6	6	4	7	1	1	—	—	—
33391	Pump & compressor mfg .....	101	1 082	4 085	6	—	3	2	1	—	—	—	—	—
33392	Material handling equipment mfg .....	104	1 098	3 014	5	1	1	—	3	—	—	—	—	—
33399	All other general purpose machinery mfg ....	295	3 092	11 908	14	5	2	2	3	1	1	—	—	—
334	Computer & electronic product mfg .....	8 036	111 367	442 865	109	31	15	17	13	15	9	4	4	1
3342	Communications equipment mfg .....	425	5 979	28 252	14	2	2	4	2	4	—	—	—	—
33421	Telephone apparatus mfg .....	157	2 639	13 431	6	1	2	1	1	1	—	—	—	—
334210	Telephone apparatus mfg .....	157	2 639	13 431	6	1	2	1	1	1	—	—	—	—
33422	Radio, TV broadcast & wireless comm equip mfg .....	268	3 340	14 821	8	1	—	3	1	3	—	—	—	—
334220	Radio, TV broadcast & wireless comm equip mfg .....	268	3 340	14 821	8	1	—	3	1	3	—	—	—	—
3344	Semiconductor & oth electronic component mfg .....	2 165	29 239	113 434	37	10	5	6	6	3	5	1	1	—
33441	Semiconductor & oth electronic component mfg .....	2 165	29 239	113 434	37	10	5	6	6	3	5	1	1	—
334413	Semiconductor & related device mfg .....	565	13 312	46 786	6	2	1	—	—	3	2	1	—	—
334418	Printed circuit assembly (electronic assembly) mfg .....	162	1 247	5 895	4	—	—	1	2	—	1	—	—	—
334419	Other electronic component mfg .....	916	9 294	36 021	8	2	—	1	1	2	1	—	1	—
3345	Nav, measuring, medical, control instruments mfg .....	5 304	74 365	294 658	48	13	6	6	5	8	3	3	3	1
33451	Nav, measuring, medical, control instruments mfg .....	5 304	74 365	294 658	48	13	6	6	5	8	3	3	3	1
334513	Industrial process control mfg .....	1 511	19 243	65 119	16	3	3	2	2	3	1	1	1	—
334516	Analytical laboratory instrument mfg .....	1 233	17 902	76 836	7	2	1	1	—	2	—	—	—	1
334519	Other measuring & controlling device mfg ..	595	6 573	28 969	8	2	1	—	2	1	1	—	—	—
3346	Mfg & reproducing magnetic & optical media ...	(C)	(D)	(D)	2	1	—	—	—	—	1	—	—	—
33461	Mfg & reproducing magnetic & optical media .	(C)	(D)	(D)	2	1	—	—	—	—	1	—	—	—
335	Electrical equip, appliance & component mfg .....	4 003	39 114	144 367	55	10	6	11	14	5	3	5	1	—
3352	Household appliance mfg .....	(F)	(D)	(D)	3	—	—	1	1	—	—	—	1	—
33521	Small electrical appliance mfg .....	(F)	(D)	(D)	1	—	—	—	—	—	—	—	1	—
3353	Electrical equipment mfg .....	1 258	13 417	49 944	20	2	3	5	5	2	1	2	—	—
33531	Electrical equipment mfg .....	1 258	13 417	49 944	20	2	3	5	5	2	1	2	—	—
335312	Motor & generator mfg .....	507	5 483	21 287	5	1	1	—	2	—	—	1	—	—
335314	Relay & industrial control mfg .....	442	4 899	15 876	9	1	1	2	3	1	—	1	—	—
3359	Other electrical equipment & component mfg ...	(G)	(D)	(D)	27	6	2	5	6	3	2	3	—	—
33593	Wiring device mfg .....	(F)	(D)	(D)	7	1	1	1	2	—	1	1	—	—
33599	All oth electrical equipment & component mfg .....	1 163	11 724	47 287	17	4	1	3	3	3	1	2	—	—
335999	All oth misc electrical equip & component mfg .....	1 163	11 724	47 287	17	4	1	3	3	3	1	2	—	—

See footnotes at end of table.

**Table 6. Counties—Employees, Payroll, and Establishments by Industry: 2000—Con.**

[Excludes most government employees, railroad employees, and self-employed persons. Size class 1 to 4 includes establishments with payroll, but no employees, during mid-March pay period. (D) denotes figures withheld to avoid disclosing data for individual companies; the data are included in broader industry totals. Detailed industries with 100 or more employees are shown if industry was not a (D). For explanation of terms, abbreviations, and data reliability/comparability, see introductory text]

NAICS code	Industry	Number of employees for week including March 12	Payroll (\$1,000)		Total number of establishments	Number of establishments by employment-size class								
			First quarter	Annual		1 to 4	5 to 9	10 to 19	20 to 49	50 to 99	100 to 249	250 to 499	500 to 999	1,000 or more
<b>FAIRFIELD—Con.</b>														
<b>31-33 Manufacturing—Con.</b>														
336	Transportation equipment mfg . . . . .	7 782	127 594	495 797	30	5	6	5	3	4	3	1	2	1
3363	Motor vehicle parts mfg . . . . .	(F)	(D)	(D)	11	2	2	2	2	1	1	1	—	—
33632	MV electrical & electronic equipment mfg . . . . .	(F)	(D)	(D)	6	1	2	—	1	1	—	1	—	—
33637	Motor vehicle metal stamping . . . . .	(C)	(D)	(D)	2	—	—	1	—	—	1	—	—	—
3364	Aerospace product & parts mfg . . . . .	(I)	(D)	(D)	10	—	1	2	1	1	2	—	2	1
33641	Aerospace product & parts mfg . . . . .	(I)	(D)	(D)	10	—	1	2	1	1	2	—	2	1
336412	Aircraft engine & engine parts mfg . . . . .	215	2 114	10 794	3	—	—	—	1	1	1	—	—	—
337	Furniture & related product mfg . . . . .	652	5 244	22 765	65	30	15	12	6	2	—	—	—	—
3371	HH & institutional furniture & kitchen cabinet mfg . . . . .	(E)	(D)	(D)	47	24	12	6	4	1	—	—	—	—
33711	Wood kitchen cabinet & countertop mfg . . . . .	236	1 951	8 137	27	12	8	5	1	1	—	—	—	—
337110	Wood kitchen cabinet & countertop mfg . . . . .	236	1 951	8 137	27	12	8	5	1	1	—	—	—	—
33712	Household & institutional furniture mfg . . . . .	(C)	(D)	(D)	20	12	4	1	3	—	—	—	—	—
3372	Office furniture (including fixtures) mfg . . . . .	(C)	(D)	(D)	15	6	3	4	2	—	—	—	—	—
33721	Office furniture (including fixtures) mfg . . . . .	(C)	(D)	(D)	15	6	3	4	2	—	—	—	—	—
3379	Other furniture related product mfg . . . . .	(C)	(D)	(D)	3	—	—	2	—	1	—	—	—	—
33792	Blind & shade mfg . . . . .	(C)	(D)	(D)	3	—	—	2	—	1	—	—	—	—
339	Miscellaneous mfg . . . . .	2 967	36 216	152 663	102	47	24	11	6	7	3	4	—	—
3391	Medical equipment & supplies mfg . . . . .	1 900	27 062	108 606	50	22	11	4	3	6	1	3	—	—
33911	Medical equipment & supplies mfg . . . . .	1 900	27 062	108 606	50	22	11	4	3	6	1	3	—	—
339112	Surgical & medical instrument mfg . . . . .	1 000	16 308	65 340	11	4	3	1	—	1	2	—	—	—
3399	Other miscellaneous mfg . . . . .	1 067	9 154	44 057	52	25	13	7	3	1	2	1	—	—
33991	Jewelry & silverware mfg . . . . .	223	1 713	7 775	10	6	2	1	—	1	—	—	—	—
33995	Sign mfg . . . . .	740	6 708	32 914	24	10	6	3	2	1	1	1	—	—
339950	Sign mfg . . . . .	740	6 708	32 914	24	10	6	3	2	1	1	1	—	—
<b>42</b>	<b>Wholesale trade . . . . .</b>	<b>27 732</b>	<b>507 304</b>	<b>2 045 476</b>	<b>1 676</b>	<b>942</b>	<b>288</b>	<b>213</b>	<b>145</b>	<b>46</b>	<b>32</b>	<b>5</b>	<b>2</b>	<b>3</b>
421	Wholesale trade, durable goods . . . . .	14 530	245 228	987 870	975	540	183	118	81	33	17	1	1	1
4211	Motor vehicle, motor vehicle pt & supply whsle . . . . .	311	2 657	11 663	55	28	18	8	1	—	—	—	—	—
42112	Motor vehicle supplies & new parts whsle . . . . .	202	1 863	8 147	30	14	9	6	1	—	—	—	—	—
421120	Motor vehicle supplies & new parts whsle . . . . .	202	1 863	8 147	30	14	9	6	1	—	—	—	—	—
4212	Furniture & home furnishing whsle . . . . .	527	5 954	28 832	70	39	9	15	7	—	—	—	—	—
42121	Furniture whsle . . . . .	244	2 711	13 393	33	19	4	6	4	—	—	—	—	—
421210	Furniture whsle . . . . .	244	2 711	13 393	33	19	4	6	4	—	—	—	—	—
42122	Home furnishing whsle . . . . .	283	3 243	15 439	37	20	5	9	3	—	—	—	—	—
421220	Home furnishing whsle . . . . .	283	3 243	15 439	37	20	5	9	3	—	—	—	—	—
4213	Lumber & other construction materials whsle . . . . .	196	2 363	11 184	35	24	5	3	3	—	—	—	—	—
42131	Lumber, plywood, millwork & wood panel whsle . . . . .	112	1 339	6 473	21	15	2	2	2	—	—	—	—	—
421310	Lumber, plywood, millwork & wood panel whsle . . . . .	112	1 339	6 473	21	15	2	2	2	—	—	—	—	—
4214	Professional & commercial equip & supp whsle . . . . .	5 659	112 101	448 125	204	104	32	29	22	10	5	1	—	1
42142	Office equipment whsle . . . . .	350	5 173	24 838	29	14	7	3	3	1	1	—	—	—
421420	Office equipment whsle . . . . .	350	5 173	24 838	29	14	7	3	3	1	1	—	—	—
42143	Computer & peripheral equip & software whsle . . . . .	1 371	30 341	115 056	97	49	14	13	13	7	1	—	—	—
421430	Computer & peripheral equip & software whsle . . . . .	1 371	30 341	115 056	97	49	14	13	13	7	1	—	—	—
42144	Other commercial equipment whsle . . . . .	162	1 830	7 621	14	5	2	5	1	1	—	—	—	—
421440	Other commercial equipment whsle . . . . .	162	1 830	7 621	14	5	2	5	1	1	—	—	—	—
42145	Medical, dental, hospital equip & supp whsle . . . . .	3 295	69 449	278 511	33	22	1	6	1	—	1	1	—	1
421450	Medical, dental, hospital equip & supp whsle . . . . .	3 295	69 449	278 511	33	22	1	6	1	—	1	1	—	1
42146	Ophthalmic goods whsle . . . . .	303	3 423	13 488	8	2	1	1	2	—	2	—	—	—
421460	Ophthalmic goods whsle . . . . .	303	3 423	13 488	8	2	1	1	2	—	2	—	—	—
4215	Metal & mineral (except petroleum) whsle . . . . .	661	12 452	51 031	55	33	11	3	4	2	2	—	—	—
42151	Metal service centers & offices whsle . . . . .	609	10 044	40 644	47	29	8	3	3	2	2	—	—	—
421510	Metal service centers & offices whsle . . . . .	609	10 044	40 644	47	29	8	3	3	2	2	—	—	—
4216	Electrical goods whsle . . . . .	1 957	41 474	144 771	140	73	24	16	16	7	4	—	—	—
42161	Elec equip, wiring supp, const material whsle . . . . .	513	6 938	28 468	46	24	10	4	5	3	—	—	—	—
421610	Elec equip, wiring supp, const material whsle . . . . .	513	6 938	28 468	46	24	10	4	5	3	—	—	—	—
42169	Other electronic parts & equipment whsle . . . . .	1 345	33 327	110 413	79	39	13	9	10	4	4	—	—	—
421690	Other electronic parts & equipment whsle . . . . .	1 345	33 327	110 413	79	39	13	9	10	4	4	—	—	—
4217	Hardware, plumb & heating equip & sup whsle . . . . .	555	5 954	28 421	63	35	17	6	3	1	1	—	—	—
42171	Hardware whsle . . . . .	146	1 627	7 380	29	19	7	1	2	—	—	—	—	—
421710	Hardware whsle . . . . .	146	1 627	7 380	29	19	7	1	2	—	—	—	—	—
42172	Plumbing & heating equipment & supplies whsle . . . . .	(C)	(D)	(D)	16	10	3	1	1	1	—	—	—	—
42173	Warm air heating & AC equip & supplies whsle . . . . .	247	2 909	14 370	17	6	6	4	—	—	1	—	—	—
421730	Warm air heating & AC equip & supplies whsle . . . . .	247	2 909	14 370	17	6	6	4	—	—	1	—	—	—
4218	Machinery, equipment & supplies whsle . . . . .	3 053	42 164	168 460	207	119	41	23	13	7	3	—	1	—
42181	Const & mining (exc petroleum) equip whsle . . . . .	100	1 118	4 867	15	9	3	2	1	—	—	—	—	—
421810	Const & mining (exc petroleum) equip whsle . . . . .	100	1 118	4 867	15	9	3	2	1	—	—	—	—	—
42183	Industrial machinery & equipment whsle . . . . .	990	16 906	64 377	102	55	24	13	5	5	—	—	—	—
421830	Industrial machinery & equipment whsle . . . . .	990	16 906	64 377	102	55	24	13	5	5	—	—	—	—
42184	Industrial supplies whsle . . . . .	402	6 057	23 554	48	31	7	6	3	—	1	—	—	—
421840	Industrial supplies whsle . . . . .	402	6 057	23 554	48	31	7	6	3	—	1	—	—	—
42185	Service establishment equip & supplies whsle . . . . .	500	6 329	24 587	15	8	1	2	1	1	2	—	—	—
421850	Service establishment equip & supplies whsle . . . . .	500	6 329	24 587	15	8	1	2	1	1	2	—	—	—
42186	Transportation equip, supplies (exc MV) whsle . . . . .	1 037	11 479	47 413	21	12	4	—	3	1	—	—	1	—
421860	Transportation equip, supplies (exc MV) whsle . . . . .	1 037	11 479	47 413	21	12	4	—	3	1	—	—	1	—

See footnotes at end of table.







**Table 6. Counties—Employees, Payroll, and Establishments by Industry: 2000—Con.**

[Excludes most government employees, railroad employees, and self-employed persons. Size class 1 to 4 includes establishments with payroll, but no employees, during mid-March pay period. (D) denotes figures withheld to avoid disclosing data for individual companies; the data are included in broader industry totals. Detailed industries with 100 or more employees are shown if industry was not a (D). For explanation of terms, abbreviations, and data reliability/comparability, see introductory text]

NAICS code	Industry	Number of employees for week including March 12	Payroll (\$1,000)		Total number of establishments	Number of establishments by employment-size class								
			First quarter	Annual		1 to 4	5 to 9	10 to 19	20 to 49	50 to 99	100 to 249	250 to 499	500 to 999	1,000 or more
<b>FAIRFIELD—Con.</b>														
<b>48-49 Transportation &amp; warehousing—Con.</b>														
485	Transit & ground passenger transportation .....	3 082	17 746	72 489	114	31	15	25	25	12	6	-	-	-
4851	Urban transit systems .....	(C)	(D)	(D)	2	-	1	-	-	-	1	-	-	-
48511	Urban transit systems .....	(C)	(D)	(D)	2	-	1	-	-	-	1	-	-	-
4853	Taxi & limousine service .....	1 302	9 009	38 963	78	25	12	20	17	3	1	-	-	-
48532	Limousine service .....	1 209	8 618	37 417	65	19	7	19	16	3	1	-	-	-
485320	Limousine service .....	1 209	8 618	37 417	65	19	7	19	16	3	1	-	-	-
4854	School & employee bus transportation .....	1 462	6 546	24 427	21	-	-	2	7	8	4	-	-	-
48541	School & employee bus transportation .....	1 462	6 546	24 427	21	-	-	2	7	8	4	-	-	-
485410	School & employee bus transportation .....	1 462	6 546	24 427	21	-	-	2	7	8	4	-	-	-
4859	Oth transit & ground passenger transportation ..	(C)	(D)	(D)	13	6	2	3	1	1	-	-	-	-
48599	Oth transit & ground passenger transportation ..	(C)	(D)	(D)	13	6	2	3	1	1	-	-	-	-
488	Transportation support activities .....	1 444	20 649	97 351	123	58	34	19	9	2	-	1	-	-
4881	Air transportation support activities .....	591	4 946	28 384	14	2	8	3	-	-	-	1	-	-
48811	Airport operations .....	(F)	(D)	(D)	5	1	2	1	-	-	-	1	-	-
4885	Freight transportation arrangement .....	608	13 494	56 679	73	33	20	12	7	1	-	-	-	-
48851	Freight transportation arrangement .....	608	13 494	56 679	73	33	20	12	7	1	-	-	-	-
488510	Freight transportation arrangement .....	608	13 494	56 679	73	33	20	12	7	1	-	-	-	-
492	Couriers & messengers .....	1 067	8 451	37 748	37	16	8	3	4	1	5	-	-	-
4921	Couriers .....	935	7 350	33 071	20	7	4	1	2	1	5	-	-	-
49211	Couriers .....	935	7 350	33 071	20	7	4	1	2	1	5	-	-	-
492110	Couriers .....	935	7 350	33 071	20	7	4	1	2	1	5	-	-	-
4922	Local messengers & local delivery .....	132	1 101	4 677	17	9	4	2	2	-	-	-	-	-
49221	Local messengers & local delivery .....	132	1 101	4 677	17	9	4	2	2	-	-	-	-	-
492210	Local messengers & local delivery .....	132	1 101	4 677	17	9	4	2	2	-	-	-	-	-
493	Warehousing & storage .....	(C)	(D)	(D)	14	9	1	2	1	1	-	-	-	-
4931	Warehousing & storage .....	(C)	(D)	(D)	14	9	1	2	1	1	-	-	-	-
49311	General warehousing & storage .....	105	777	3 577	10	6	1	1	1	1	-	-	-	-
493110	General warehousing & storage .....	105	777	3 577	10	6	1	1	1	1	-	-	-	-
<b>51</b>	<b>Information .....</b>	<b>18 074</b>	<b>697 117</b>	<b>1 862 791</b>	<b>687</b>	<b>345</b>	<b>98</b>	<b>81</b>	<b>77</b>	<b>43</b>	<b>29</b>	<b>11</b>	<b>2</b>	<b>1</b>
511	Publishing industries .....	7 575	145 632	559 401	244	112	37	29	28	19	14	3	1	1
5111	Newspaper, periodical, book, database publishers .....	5 183	73 420	296 258	171	78	23	22	20	13	11	3	1	-
51111	Newspaper publishers .....	1 577	13 503	65 831	27	9	3	4	4	3	2	1	1	-
511110	Newspaper publishers .....	1 577	13 503	65 831	27	9	3	4	4	3	2	1	1	-
51112	Periodical publishers .....	2 287	44 395	161 798	70	23	12	9	12	7	5	2	-	-
511120	Periodical publishers .....	2 287	44 395	161 798	70	23	12	9	12	7	5	2	-	-
51113	Book publishers .....	575	6 260	24 951	30	21	3	1	2	1	2	-	-	-
511130	Book publishers .....	575	6 260	24 951	30	21	3	1	2	1	2	-	-	-
51114	Database and directory publishers .....	382	5 897	29 634	22	13	2	3	2	1	1	-	-	-
511140	Database and directory publishers .....	382	5 897	29 634	22	13	2	3	2	1	1	-	-	-
51119	Other publishers .....	362	3 365	14 044	22	12	3	5	-	1	1	-	-	-
511199	All other publishers .....	362	3 365	14 044	22	12	3	5	-	1	1	-	-	-
5112	Software publishers .....	2 392	72 212	263 143	73	34	14	7	8	6	3	-	-	1
51121	Software publishers .....	2 392	72 212	263 143	73	34	14	7	8	6	3	-	-	1
511210	Software publishers .....	2 392	72 212	263 143	73	34	14	7	8	6	3	-	-	1
512	Motion picture & sound recording industries .....	758	5 150	25 754	116	83	13	11	4	5	-	-	-	-
5121	Motion picture & video industries .....	716	4 691	22 859	99	68	11	11	4	5	-	-	-	-
51211	Motion picture & video production .....	149	2 054	11 890	59	52	3	3	1	-	-	-	-	-
512110	Motion picture & video production .....	149	2 054	11 890	59	52	3	3	1	-	-	-	-	-
51213	Motion picture & video exhibition .....	485	1 414	5 890	20	2	4	7	2	5	-	-	-	-
512131	Motion picture theaters (except drive-ins) ..	485	1 414	5 890	20	2	4	7	2	5	-	-	-	-
513	Broadcasting & telecommunications .....	6 591	126 117	425 461	170	71	29	20	22	9	12	6	1	-
5131	Radio & television broadcasting .....	(E)	(D)	(D)	18	7	5	1	3	1	1	-	-	-
51311	Radio broadcasting .....	(C)	(D)	(D)	11	4	4	1	2	-	-	-	-	-
51312	Television broadcasting .....	223	4 739	20 024	7	3	1	-	1	1	1	-	-	-
513120	Television broadcasting .....	223	4 739	20 024	7	3	1	-	1	1	1	-	-	-
5132	Cable networks & program distribution .....	(H)	(D)	(D)	36	14	3	3	4	2	6	3	1	-
51321	Cable networks .....	(G)	(D)	(D)	9	2	1	-	2	1	2	-	1	-
51322	Cable & other program distribution .....	1 919	45 274	146 652	27	12	2	3	2	1	4	3	-	-
513220	Cable & other program distribution .....	1 919	45 274	146 652	27	12	2	3	2	1	4	3	-	-
5133	Telecommunications .....	2 972	60 374	192 849	116	50	21	16	15	6	5	3	-	-
51331	Wired telecommunications carriers .....	(G)	(D)	(D)	71	29	14	9	8	4	4	3	-	-
51332	Wireless telecom carriers (exc satellite) .....	363	5 515	30 150	24	11	2	5	4	2	-	-	-	-
513322	Cellular & other wireless telecommunications .....	358	5 499	29 993	19	6	2	5	4	2	-	-	-	-
51334	Satellite telecommunications .....	(C)	(D)	(D)	3	1	-	-	1	-	1	-	-	-
514	Information & data processing services .....	3 150	420 218	852 175	157	79	19	21	23	10	3	2	-	-
5141	Information services .....	2 223	400 551	762 909	98	42	16	13	16	8	2	1	-	-
51412	Libraries & archives .....	(E)	(D)	(D)	17	3	2	3	5	4	-	-	-	-
51419	Other information services .....	1 720	397 786	751 564	80	39	13	10	11	4	2	1	-	-
514191	On-line information services .....	1 693	397 482	749 283	76	38	12	8	11	4	2	1	-	-
5142	Data processing services .....	927	19 667	89 266	59	37	3	8	7	2	1	1	-	-
51421	Data processing services .....	927	19 667	89 266	59	37	3	8	7	2	1	1	-	-
514210	Data processing services .....	927	19 667	89 266	59	37	3	8	7	2	1	1	-	-

See footnotes at end of table.



**Table 6. Counties—Employees, Payroll, and Establishments by Industry: 2000—Con.**

[Excludes most government employees, railroad employees, and self-employed persons. Size class 1 to 4 includes establishments with payroll, but no employees, during mid-March pay period. (D) denotes figures withheld to avoid disclosing data for individual companies; the data are included in broader industry totals. Detailed industries with 100 or more employees are shown if industry was not a (D). For explanation of terms, abbreviations, and data reliability/comparability, see introductory text]

NAICS code	Industry	Number of employees for week including March 12	Payroll (\$1,000)		Total number of establishments	Number of establishments by employment-size class									
			First quarter	Annual		1 to 4	5 to 9	10 to 19	20 to 49	50 to 99	100 to 249	250 to 499	500 to 999	1,000 or more	
<b>FAIRFIELD—Con.</b>															
<b>54</b>	<b>Professional, scientific &amp; technical services</b>	<b>38 144</b>	<b>674 349</b>	<b>2 931 934</b>	<b>4 105</b>	<b>2 863</b>	<b>574</b>	<b>332</b>	<b>221</b>	<b>59</b>	<b>43</b>	<b>8</b>	<b>3</b>	<b>2</b>	
541	Professional, scientific & technical services	38 144	674 349	2 931 934	4 105	2 863	574	332	221	59	43	8	3	2	
5411	Legal services	4 322	53 479	268 381	844	627	120	55	32	7	3	—	—	—	
54111	Offices of lawyers	4 277	53 171	266 983	830	616	119	53	32	7	3	—	—	—	
541110	Offices of lawyers	4 277	53 171	266 983	830	616	119	53	32	7	3	—	—	—	
5412	Accounting, tax prep, bookkeep, payroll services	4 147	52 584	238 826	402	289	63	18	16	8	4	3	1	—	
54121	Accounting, tax prep, bookkeep, payroll services	4 147	52 584	238 826	402	289	63	18	16	8	4	3	1	—	
541211	Offices of certified public accountants	2 547	38 736	173 776	242	162	48	15	10	2	3	1	1	—	
541213	Tax preparation services	674	2 107	8 399	45	36	4	2	1	—	—	2	—	—	
541214	Payroll services	682	9 646	47 742	23	11	1	1	3	6	1	—	—	—	
541219	Other accounting services	244	2 095	8 909	92	80	10	—	2	—	—	—	—	—	
5413	Architectural, engineering & related services	3 331	43 138	183 370	460	291	83	51	27	5	2	1	—	—	
54131	Architectural services	654	8 516	39 994	129	92	18	13	5	—	1	—	—	—	
541310	Architectural services	654	8 516	39 994	129	92	18	13	5	—	1	—	—	—	
54132	Landscape architectural services	200	1 149	8 342	59	43	12	4	—	—	—	—	—	—	
541320	Landscape architectural services	200	1 149	8 342	59	43	12	4	—	—	—	—	—	—	
54133	Engineering services	1 534	23 963	93 367	203	118	39	27	17	1	1	—	—	—	
541330	Engineering services	1 534	23 963	93 367	203	118	39	27	17	1	1	—	—	—	
54135	Building inspection services	151	1 808	7 176	22	15	4	1	1	1	—	—	—	—	
541350	Building inspection services	151	1 808	7 176	22	15	4	1	1	1	—	—	—	—	
54137	Surveying, mapping (exc geophysical) services	158	1 759	8 697	19	12	3	1	2	1	—	—	—	—	
541370	Surveying, mapping (exc geophysical) services	158	1 759	8 697	19	12	3	1	2	1	—	—	—	—	
54138	Testing laboratories	618	5 832	25 297	21	6	5	5	2	2	—	1	—	—	
541380	Testing laboratories	618	5 832	25 297	21	6	5	5	2	2	—	1	—	—	
5414	Specialized design services	969	12 865	63 872	262	196	40	19	7	—	—	—	—	—	
54141	Interior design services	369	4 191	20 793	89	65	14	7	3	—	—	—	—	—	
541410	Interior design services	369	4 191	20 793	89	65	14	7	3	—	—	—	—	—	
54143	Graphic design services	536	7 752	36 757	155	118	23	11	3	—	—	—	—	—	
541430	Graphic design services	536	7 752	36 757	155	118	23	11	3	—	—	—	—	—	
5415	Computer systems design & related services	5 883	127 711	536 642	613	433	63	59	39	9	8	1	1	—	
54151	Computer systems design & related services	5 883	127 711	536 642	613	433	63	59	39	9	8	1	1	—	
541511	Custom computer programming services	3 132	59 820	303 502	250	165	26	23	23	7	5	1	—	—	
541512	Computer systems design services	2 298	61 349	201 537	238	166	28	27	11	2	3	—	1	—	
541519	Other computer related services	381	5 446	27 155	113	94	8	7	4	—	—	—	—	—	
5416	Management, sci & tech consulting services	8 033	178 660	785 863	842	615	102	54	49	13	5	3	—	1	
54161	Management consulting services	7 591	173 492	760 584	731	530	86	48	45	13	5	3	—	1	
541611	Admin & gen management consulting services	2 622	49 573	291 228	275	212	28	11	13	6	2	3	—	—	
541612	Human res & exec search consulting services	1 211	35 391	167 937	192	135	24	16	13	4	—	—	—	—	
541613	Marketing consulting services	3 452	79 871	262 282	222	148	34	18	17	1	3	—	—	1	
541614	Process, phys dist & log consulting services	223	7 379	33 121	23	19	—	1	2	—	—	—	—	—	
54162	Environmental consulting services	139	1 618	8 085	25	18	4	1	1	—	—	—	—	—	
541620	Environmental consulting services	139	1 618	8 085	25	18	4	1	2	—	—	—	—	—	
54169	Oth scientific & technical consulting services	303	3 550	17 194	86	67	12	5	2	—	—	—	—	—	
541690	Oth scientific & technical consulting services	303	3 550	17 194	86	67	12	5	2	—	—	—	—	—	
5417	Scientific R&D services	1 536	26 954	80 143	55	36	9	3	3	1	2	—	1	—	
54171	R&D in physical, engineering & life sciences	1 501	26 609	78 436	45	28	8	2	3	1	2	—	1	—	
541710	R&D in physical, engineering & life sciences	1 501	26 609	78 436	45	28	8	2	3	1	2	—	1	—	
5418	Advertising & related services	4 212	80 929	318 173	299	181	45	30	22	9	12	—	—	—	
54181	Advertising agencies	2 005	43 836	164 747	119	67	18	14	10	3	7	—	—	—	
541810	Advertising agencies	2 005	43 836	164 747	119	67	18	14	10	3	7	—	—	—	
54182	Public relations agencies	261	4 597	26 422	47	37	4	4	1	1	—	—	—	—	
541820	Public relations agencies	261	4 597	26 422	47	37	4	4	1	1	—	—	—	—	
54184	Media representatives	270	3 538	18 170	23	13	4	3	1	2	—	—	—	—	
541840	Media representatives	270	3 538	18 170	23	13	4	3	1	2	—	—	—	—	
54185	Display advertising	406	4 859	17 744	7	3	—	1	1	—	2	—	—	—	
541850	Display advertising	406	4 859	17 744	7	3	—	1	1	—	2	—	—	—	
54186	Direct mail advertising	810	18 074	67 864	47	20	9	7	7	2	2	—	—	—	
541860	Direct mail advertising	810	18 074	67 864	47	20	9	7	7	2	2	—	—	—	
54189	Other services related to advertising	431	5 652	21 349	47	34	8	1	2	1	1	—	—	—	
541890	Other services related to advertising	431	5 652	21 349	47	34	8	1	2	1	1	—	—	—	
5419	Oth professional, scientific, technical services	5 711	98 029	456 664	328	195	49	43	26	7	7	—	—	1	
54191	Marketing research & public opinion polling	4 236	89 452	409 360	106	57	13	9	14	6	6	—	—	1	
541910	Marketing research & public opinion polling	4 236	89 452	409 360	106	57	13	9	14	6	6	—	—	1	
54192	Photographic services (C)	960	5 660	26 691	87	23	26	28	9	1	—	—	—	—	
54194	Veterinary services	960	5 660	26 691	87	23	26	28	9	1	—	—	—	—	
541940	Veterinary services	960	5 660	26 691	87	23	26	28	9	1	—	—	—	—	
54199	All oth prof, scientific & technical services	312	1 795	15 242	69	58	6	3	1	—	1	—	—	—	
541990	All oth prof, scientific & technical services	312	1 795	15 242	69	58	6	3	1	—	1	—	—	—	
<b>55</b>	<b>Management of companies &amp; enterprises</b>	<b>21 957</b>	<b>796 282</b>	<b>2 811 466</b>	<b>342</b>	<b>100</b>	<b>59</b>	<b>42</b>	<b>42</b>	<b>40</b>	<b>33</b>	<b>18</b>	<b>7</b>	<b>1</b>	
551	Management of companies & enterprises	21 957	796 282	2 811 466	342	100	59	42	42	40	33	18	7	1	
5511	Management of companies & enterprises	21 957	796 282	2 811 466	342	100	59	42	42	40	33	18	7	1	
55111	Management of companies & enterprises	21 957	796 282	2 811 466	342	100	59	42	42	40	33	18	7	1	
551114	Corp, subsidiary & regional managing offices	20 468	654 967	2 464 383	236	49	36	28	33	33	31	18	7	1	
<b>56</b>	<b>Admin, support, waste mgt, remediation services</b>	<b>47 976</b>	<b>348 249</b>	<b>1 465 002</b>	<b>1 979</b>	<b>1 191</b>	<b>325</b>	<b>189</b>	<b>147</b>	<b>59</b>	<b>39</b>	<b>15</b>	<b>10</b>	<b>4</b>	

See footnotes at end of table.



**Table 6. Counties—Employees, Payroll, and Establishments by Industry: 2000—Con.**

[Excludes most government employees, railroad employees, and self-employed persons. Size class 1 to 4 includes establishments with payroll, but no employees, during mid-March pay period. (D) denotes figures withheld to avoid disclosing data for individual companies; the data are included in broader industry totals. Detailed industries with 100 or more employees are shown if industry was not a (D). For explanation of terms, abbreviations, and data reliability/comparability, see introductory text]

NAICS code	Industry	Number of employees for week including March 12	Payroll (\$1,000)		Total number of establishments	Number of establishments by employment-size class									
			First quarter	Annual		1 to 4	5 to 9	10 to 19	20 to 49	50 to 99	100 to 249	250 to 499	500 to 999	1,000 or more	
<b>FAIRFIELD—Con.</b>															
<b>56</b>	<b>Admin, support, waste mgt, remediation services—Con.</b>														
561	Administrative & support services .....	46 735	337 187	1 417 876	1 846	1 114	299	176	135	55	38	15	10	4	
5611	Office administrative services .....	2 194	32 097	128 737	158	95	24	11	20	3	4	1	—	—	
56111	Office administrative services .....	2 194	32 097	128 737	158	95	24	11	20	3	4	1	—	—	
561110	Office administrative services .....	2 194	32 097	128 737	158	95	24	11	20	3	4	1	—	—	
5612	Facilities support services .....	250	3 494	13 519	13	4	1	4	3	1	—	—	—	—	
56121	Facilities support services .....	250	3 494	13 519	13	4	1	4	3	1	—	—	—	—	
561210	Facilities support services .....	250	3 494	13 519	13	4	1	4	3	1	—	—	—	—	
5613	Employment services .....	14 221	90 242	408 493	229	82	27	17	42	27	20	8	4	2	
56131	Employment placement agencies .....	2 725	21 761	112 378	75	41	14	6	10	1	1	—	1	1	
561310	Employment placement agencies .....	2 725	21 761	112 378	75	41	14	6	10	1	1	—	1	1	
56132	Temporary help services .....	9 992	57 710	246 379	138	37	10	9	30	24	17	8	3	—	
561320	Temporary help services .....	9 992	57 710	246 379	138	37	10	9	30	24	17	8	3	—	
56133	Employee leasing services .....	1 504	10 771	49 736	16	4	3	2	2	2	—	—	1	—	
561330	Employee leasing services .....	1 504	10 771	49 736	16	4	3	2	2	2	—	—	1	—	
5614	Business support services .....	12 375	73 065	303 613	120	76	15	13	9	3	3	—	—	1	
56142	Telephone call centers .....	297	4 129	18 956	23	13	2	4	3	—	1	—	—	—	
561422	Telemarketing bureaus .....	205	3 622	16 494	12	8	—	1	2	—	1	—	—	—	
56143	Business service centers .....	479	3 724	15 695	47	26	9	6	4	2	—	—	—	—	
561439	Oth business service centers (incl copy shops) .....	438	3 525	14 759	33	15	6	6	4	2	—	—	—	—	
56144	Collection agencies (C) .....	(C)	(D)	(D)	11	5	1	2	2	1	—	—	—	—	
56145	Credit bureaus (C) .....	(C)	(D)	(D)	3	1	—	—	—	—	1	—	—	—	
56149	Other business support services (J) .....	(J)	(D)	(D)	22	18	1	1	—	—	1	—	—	1	
5615	Travel arrangement & reservation services .....	1 685	21 464	80 890	216	135	40	25	12	3	—	1	—	—	
56151	Travel agencies .....	1 091	11 897	42 093	176	115	30	21	7	3	—	—	—	—	
561510	Travel agencies .....	1 091	11 897	42 093	176	115	30	21	7	3	—	—	—	—	
56152	Tour operators .....	367	6 944	24 863	14	6	2	3	2	—	—	1	—	—	
561520	Tour operators .....	367	6 944	24 863	14	6	2	3	2	—	—	1	—	—	
561520	Tour operators .....	367	6 944	24 863	14	6	2	3	2	—	—	1	—	—	
56159	Oth travel arrangement & reservation services .....	227	2 623	13 934	26	14	8	1	3	—	—	—	—	—	
561599	All oth travel arrange & reservation services .....	192	2 233	12 183	21	12	6	—	3	—	—	—	—	—	
5616	Investigation & security services .....	3 073	13 574	57 645	80	39	9	11	9	4	6	1	1	—	
56161	Investigation, guard & armored car services ..	2 528	10 336	42 700	43	20	2	5	5	4	5	1	1	—	
561612	Security guards & patrol services .....	2 177	8 287	33 881	19	5	1	2	2	2	5	1	1	—	
56162	Security systems services .....	545	3 238	14 945	37	19	7	6	4	—	1	—	—	—	
561621	Security systems services (except locksmiths) .....	517	2 940	13 589	26	11	4	6	4	—	1	—	—	—	
5617	Services to buildings & dwellings .....	8 713	35 078	182 614	912	614	168	81	28	10	5	2	4	—	
56171	Exterminating & pest control services .....	207	1 410	7 265	4	15	4	6	2	—	—	—	—	—	
561710	Exterminating & pest control services .....	207	1 410	7 265	4	15	4	6	2	—	—	—	—	—	
56172	Janitorial services .....	5 503	17 314	68 516	192	106	28	14	6	4	2	4	—	—	
561720	Janitorial services .....	5 503	17 314	68 516	192	106	28	14	6	4	2	4	—	—	
56173	Landscaping services .....	2 681	13 791	92 550	626	447	123	41	11	3	1	—	—	—	
561730	Landscaping services .....	2 681	13 791	92 550	626	447	123	41	11	3	1	—	—	—	
56174	Carpet & upholstery cleaning services .....	138	981	4 941	20	12	5	2	—	1	—	—	—	—	
561740	Carpet & upholstery cleaning services .....	138	981	4 941	20	12	5	2	—	1	—	—	—	—	
56179	Other services to buildings & dwellings .....	184	1 582	9 342	47	34	8	4	1	—	—	—	—	—	
561790	Other services to buildings & dwellings .....	184	1 582	9 342	47	34	8	4	1	—	—	—	—	—	
5619	Other support services .....	4 224	68 173	242 365	118	69	15	14	12	4	—	2	1	1	
56191	Packaging & labeling services .....	237	2 198	11 998	13	5	2	1	3	2	—	—	—	—	
561910	Packaging & labeling services .....	237	2 198	11 998	13	5	2	1	3	2	—	—	—	—	
56192	Convention & trade show organizers .....	661	8 883	39 770	21	10	3	3	2	2	—	1	—	—	
561920	Convention & trade show organizers .....	661	8 883	39 770	21	10	3	3	2	2	—	1	—	—	
56199	All other support services .....	3 326	57 092	190 597	84	54	10	10	7	—	—	1	1	1	
561990	All other support services .....	3 326	57 092	190 597	84	54	10	10	7	—	—	1	1	1	
562	Waste management & remediation services .....	1 241	11 062	47 126	133	77	26	13	12	4	1	—	—	—	
5621	Waste collection .....	739	6 493	26 439	78	43	17	8	8	1	1	—	—	—	
56211	Waste collection .....	739	6 493	26 439	78	43	17	8	8	1	1	—	—	—	
562111	Solid waste collection .....	669	5 846	24 329	71	42	15	4	8	1	1	—	—	—	
5622	Waste treatment & disposal .....	197	2 290	9 494	16	10	2	2	—	2	—	—	—	—	
56221	Waste treatment & disposal .....	197	2 290	9 494	16	10	2	2	—	2	—	—	—	—	
5629	Remediation & oth waste management services .....	305	2 279	11 193	39	24	7	3	4	1	—	—	—	—	
56299	All other waste management services .....	182	1 350	6 937	28	19	5	2	1	1	—	—	—	—	
<b>61</b>	<b>Educational services .....</b>	<b>11 079</b>	<b>77 789</b>	<b>318 458</b>	<b>332</b>	<b>156</b>	<b>49</b>	<b>42</b>	<b>45</b>	<b>17</b>	<b>17</b>	<b>3</b>	<b>1</b>	<b>2</b>	
611	Educational services .....	11 079	77 789	318 458	332	156	49	42	45	17	17	3	1	2	
6111	Elementary & secondary schools .....	3 894	28 659	116 880	74	6	10	10	21	14	11	2	—	—	
61111	Elementary & secondary schools .....	3 894	28 659	116 880	74	6	10	10	21	14	11	2	—	—	
611110	Elementary & secondary schools .....	3 894	28 659	116 880	74	6	10	10	21	14	11	2	—	—	
6112	Junior colleges (C) .....	(C)	(D)	(D)	1	—	—	—	—	—	1	—	—	—	
61121	Junior colleges (C) .....	(C)	(D)	(D)	1	—	—	—	—	—	1	—	—	—	
6113	Colleges, universities & professional schools ...	4 394	21 314	87 687	8	2	—	—	1	2	—	—	1	2	
61131	Colleges, universities & professional schools ...	4 394	21 314	87 687	8	2	—	—	1	2	—	—	1	2	
611310	Colleges, universities & professional schools ...	4 394	21 314	87 687	8	2	—	—	1	2	—	—	1	2	
6114	Business schools & computer & mgt training ...	1 067	16 534	61 371	56	31	9	7	5	—	3	1	—	—	
61141	Business & secretarial schools .....	155	1 001	4 113	7	3	1	1	1	—	1	—	—	—	
611410	Business & secretarial schools .....	155	1 001	4 113	7	3	1	1	1	—	1	—	—	—	
61142	Computer training .....	747	12 276	44 117	19	9	1	3	3	—	2	1	—	—	
611420	Computer training .....	747	12 276	44 117	19	9	1	3	3	—	2	1	—	—	
61143	Professional, management development training .....	165	3 257	13 141	30	19	7	3	1	—	—	—	—	—	
611430	Professional, management development training .....	165	3 257	13 141	30	19	7	3	1	—	—	—	—	—	
6115	Technical & trade schools (E) .....	(E)	(D)	(D)	27	17	2	6	1	—	1	—	—	—	
61151	Technical & trade schools (E) .....	(E)	(D)	(D)	27	17	2	6	1	—	1	—	—	—	

See footnotes at end of table.

**Table 6. Counties—Employees, Payroll, and Establishments by Industry: 2000—Con.**

[Excludes most government employees, railroad employees, and self-employed persons. Size class 1 to 4 includes establishments with payroll, but no employees, during mid-March pay period. (D) denotes figures withheld to avoid disclosing data for individual companies; the data are included in broader industry totals. Detailed industries with 100 or more employees are shown if industry was not a (D). For explanation of terms, abbreviations, and data reliability/comparability, see introductory text]

NAICS code	Industry	Number of employees for week including March 12	Payroll (\$1,000)		Total number of establishments	Number of establishments by employment-size class									
			First quarter	Annual		1 to 4	5 to 9	10 to 19	20 to 49	50 to 99	100 to 249	250 to 499	500 to 999	1,000 or more	
<b>FAIRFIELD—Con.</b>															
<b>61</b>	<b>Educational services—Con.</b>														
611	Educational services—Con.														
6116	Other schools & instruction	1 083	5 042	26 279	144	84	27	16	16	1	—	—	—	—	
61161	Fine arts schools	240	676	2 921	34	20	6	4	—	—	—	—	—	—	
611610	Fine arts schools	240	676	2 921	34	20	6	4	—	—	—	—	—	—	
61162	Sports & recreation instruction	247	1 013	6 043	44	31	6	5	2	—	—	—	—	—	
611620	Sports & recreation instruction	247	1 013	6 043	44	31	6	5	2	—	—	—	—	—	
61169	All other schools & instruction	513	3 077	16 143	57	28	14	7	7	1	—	—	—	—	
611691	Exam preparation & tutoring	246	1 584	9 700	22	8	4	6	4	—	—	—	—	—	
611699	All other miscellaneous schools & instruction	239	1 376	5 782	26	14	7	1	3	1	—	—	—	—	
6117	Educational support services	211	3 094	13 825	22	16	1	3	1	—	1	—	—	—	
61171	Educational support services	211	3 094	13 825	22	16	1	3	1	—	1	—	—	—	
611710	Educational support services	211	3 094	13 825	22	16	1	3	1	—	1	—	—	—	
<b>62</b>	<b>Health care and social assistance</b>	<b>50 516</b>	<b>419 179</b>	<b>1 818 699</b>	<b>2 625</b>	<b>1 224</b>	<b>610</b>	<b>385</b>	<b>256</b>	<b>66</b>	<b>64</b>	<b>13</b>	<b>1</b>	<b>6</b>	
621	Ambulatory health care services	18 736	183 268	853 121	1 889	1 006	457	225	141	39	19	2	—	—	
6211	Offices of physicians	7 665	103 939	503 468	855	447	188	116	87	15	2	—	—	—	
62111	Offices of physicians	7 665	103 939	503 468	855	447	188	116	87	15	2	—	—	—	
621111	Offices of physicians (exc mental health)	7 506	102 188	494 022	809	408	185	114	85	15	2	—	—	—	
621112	Offices of physicians, mental health	159	1 751	9 446	46	39	3	2	2	—	—	—	—	—	
6212	Offices of dentists	2 912	22 009	107 351	532	284	176	59	12	1	—	—	—	—	
62121	Offices of dentists	2 912	22 009	107 351	532	284	176	59	12	1	—	—	—	—	
621210	Offices of dentists	2 912	22 009	107 351	532	284	176	59	12	1	—	—	—	—	
6213	Offices of other health practitioners	1 465	10 247	47 844	306	218	58	18	10	2	—	—	—	—	
62131	Offices of chiropractors	340	1 917	8 782	106	84	16	5	1	—	—	—	—	—	
621310	Offices of chiropractors	340	1 917	8 782	106	84	16	5	1	—	—	—	—	—	
62132	Offices of optometrists	277	2 036	8 350	54	30	19	4	1	—	—	—	—	—	
621320	Offices of optometrists	277	2 036	8 350	54	30	19	4	1	—	—	—	—	—	
62134	Offices of PT, OT, speech therapy & audiology	586	4 425	21 868	48	23	8	7	8	2	—	—	—	—	
621340	Offices of PT, OT, speech therapy & audiology	586	4 425	21 868	48	23	8	7	8	2	—	—	—	—	
62139	Offices of all other health practitioners	217	1 477	6 411	64	47	15	2	—	—	—	—	—	—	
621391	Offices of podiatrists	146	958	4 068	42	31	10	1	—	—	—	—	—	—	
6214	Outpatient care centers	1 852	13 395	55 436	70	8	18	19	12	10	3	—	—	—	
62141	Family planning centers	(C)	(D)	(D)	10	1	6	2	1	—	—	—	—	—	
62142	Outpatient mental health, substance abuse ctrs	(E)	(D)	(D)	20	5	2	7	4	2	—	—	—	—	
62149	Other outpatient care centers	1 378	10 101	41 540	40	2	10	7	8	3	—	—	—	—	
621498	All other outpatient care centers	1 026	7 747	31 905	31	2	7	10	5	4	3	—	—	—	
6215	Medical & diagnostic laboratories	725	10 344	47 422	48	31	6	6	4	—	—	1	—	—	
62151	Medical & diagnostic laboratories	725	10 344	47 422	48	31	6	6	4	—	—	—	—	—	
621511	Medical laboratories	562	8 549	39 080	28	21	2	2	—	—	1	—	—	—	
621512	Diagnostic imaging centers	163	1 795	8 342	20	10	4	4	2	—	—	—	—	—	
6216	Home health care services	3 627	20 331	79 276	65	13	9	6	15	8	13	1	—	—	
62161	Home health care services	3 627	20 331	79 276	65	13	9	6	15	8	13	1	—	—	
621610	Home health care services	3 627	20 331	79 276	65	13	9	6	15	8	13	1	—	—	
6219	Other ambulatory health care services	490	3 003	12 324	13	5	2	1	3	1	—	—	—	—	
62191	Ambulance services	(E)	(D)	(D)	10	4	—	1	1	3	1	—	—	—	
622	Hospitals	12 267	123 308	501 546	11	—	—	—	—	1	2	2	—	6	
6221	General medical & surgical hospitals	11 301	115 108	468 026	6	—	—	—	—	—	—	—	—	6	
62211	General medical & surgical hospitals	11 301	115 108	468 026	6	—	—	—	—	—	—	—	—	6	
622110	General medical & surgical hospitals	11 301	115 108	468 026	6	—	—	—	—	—	—	—	—	6	
6222	Psychiatric & substance abuse hospitals	(F)	(D)	(D)	4	—	—	—	—	1	1	2	—	—	
62221	Psychiatric & substance abuse hospitals	(F)	(D)	(D)	4	—	—	—	—	1	1	2	—	—	
6223	Other specialty hospitals	(C)	(D)	(D)	1	—	—	—	—	—	1	—	—	—	
62231	Other specialty hospitals	(C)	(D)	(D)	1	—	—	—	—	—	1	—	—	—	
623	Nursing & residential care facilities	10 451	68 685	280 373	201	32	37	55	29	9	32	6	1	—	
6231	Nursing care facilities	7 337	51 463	209 788	50	3	2	2	6	4	26	6	1	—	
62311	Nursing care facilities	7 337	51 463	209 788	50	3	2	2	6	4	26	6	1	—	
623110	Nursing care facilities	7 337	51 463	209 788	50	3	2	2	6	4	26	6	1	—	
6232	Residential mental retardation, health facil	1 278	7 138	28 884	109	22	30	41	16	—	—	—	—	—	
62321	Residential mental retardation facilities	864	4 528	17 831	86	17	25	37	7	—	—	—	—	—	
623210	Residential mental retardation facilities	864	4 528	17 831	86	17	25	37	7	—	—	—	—	—	
62322	Residential mental health, subst abuse facil	414	2 610	11 053	23	5	5	4	9	—	—	—	—	—	
623220	Residential mental health, subst abuse facil	414	2 610	11 053	23	5	5	4	9	—	—	—	—	—	
6233	Community care facilities for the elderly	1 549	8 520	35 321	27	6	2	4	5	4	6	—	—	—	
62331	Community care facilities for the elderly	1 549	8 520	35 321	27	6	2	4	5	4	6	—	—	—	
623311	Continuing care retirement communities	622	3 606	14 472	5	—	—	—	1	—	4	—	—	—	
623312	Homes for the elderly	927	4 914	20 849	22	6	2	4	4	4	2	—	—	—	
6239	Other residential care facilities	287	1 564	6 380	15	1	3	8	2	1	—	—	—	—	
62399	Other residential care facilities	287	1 564	6 380	15	1	3	8	2	1	—	—	—	—	
623990	Other residential care facilities	287	1 564	6 380	15	1	3	8	2	1	—	—	—	—	
624	Social assistance	9 062	43 918	183 659	524	186	116	105	86	17	11	3	—	—	
6241	Individual & family services	3 830	21 336	91 822	178	58	49	35	18	10	7	1	—	—	
62411	Child & youth services	834	3 526	15 318	54	21	18	7	5	2	1	—	—	—	
624110	Child & youth services	834	3 526	15 318	54	21	18	7	5	2	1	—	—	—	
62412	Services for elderly & disabled persons	762	5 012	20 933	36	12	7	9	4	2	2	—	—	—	
624120	Services for elderly & disabled persons	762	5 012	20 933	36	12	7	9	4	2	2	—	—	—	
62419	Other individual & family services	2 234	12 798	55 571	88	25	24	19	9	6	4	1	—	—	
624190	Other individual & family services	2 234	12 798	55 571	88	25	24	19	9	6	4	1	—	—	
6242	Community, emergency & other relief services	307	1 818	7 717	34	16	5	7	6	—	—	—	—	—	
62422	Community housing services	211	1 205	5 146	19	8	3	2	6	—	—	—	—	—	
624221	Temporary shelters	139	730	3 075	9	2	1	1	5	—	—	—	—	—	

See footnotes at end of table.

**Table 6. Counties—Employees, Payroll, and Establishments by Industry: 2000—Con.**

[Excludes most government employees, railroad employees, and self-employed persons. Size class 1 to 4 includes establishments with payroll, but no employees, during mid-March pay period. (D) denotes figures withheld to avoid disclosing data for individual companies; the data are included in broader industry totals. Detailed industries with 100 or more employees are shown if industry was not a (D). For explanation of terms, abbreviations, and data reliability/comparability, see introductory text]

NAICS code	Industry	Number of employees for week including March 12	Payroll (\$1,000)		Total number of establishments	Number of establishments by employment-size class								
			First quarter	Annual		1 to 4	5 to 9	10 to 19	20 to 49	50 to 99	100 to 249	250 to 499	500 to 999	1,000 or more
<b>FAIRFIELD—Con.</b>														
<b>62</b>	<b>Health care and social assistance—Con.</b>													
624	Social assistance—Con.													
6243	Vocational rehabilitation services	1 245	6 138	24 213	35	12	3	6	6	4	3	1	—	
62431	Vocational rehabilitation services	1 245	6 138	24 213	35	12	3	6	6	4	3	1	—	
624310	Vocational rehabilitation services	1 245	6 138	24 213	35	12	3	6	6	4	3	1	—	
6244	Child day care services	3 680	14 626	59 907	277	100	59	57	56	3	1	1	—	
62441	Child day care services	3 680	14 626	59 907	277	100	59	57	56	3	1	1	—	
624410	Child day care services	3 680	14 626	59 907	277	100	59	57	56	3	1	1	—	
<b>71</b>	<b>Arts, entertainment &amp; recreation</b>	<b>7 280</b>	<b>44 311</b>	<b>227 141</b>	<b>534</b>	<b>292</b>	<b>76</b>	<b>59</b>	<b>65</b>	<b>35</b>	<b>6</b>	<b>1</b>	<b>—</b>	
711	Performing arts, spectator sports & related industries	1 450	18 084	92 869	182	137	22	8	7	7	—	1	—	
7111	Performing arts companies	516	3 546	15 789	64	43	7	5	6	3	—	—	—	
71111	Theater companies & dinner theaters	276	2 447	10 514	27	17	2	2	4	2	—	—	—	
711110	Theater companies & dinner theaters	276	2 447	10 514	27	17	2	2	4	2	—	—	—	
71113	Musical groups & artists	219	959	4 264	31	22	3	3	2	1	—	—	—	
711130	Musical groups & artists	219	959	4 264	31	22	3	3	2	1	—	—	—	
7113	Promoters of entertainment events	553	10 227	51 379	18	10	3	2	—	2	—	1	—	
71132	Promoters of entertainment events without facility	485	9 632	49 076	13	8	1	2	—	1	—	1	—	
711320	Promoters of entertainment events without facility	485	9 632	49 076	13	8	1	2	—	1	—	1	—	
7115	Independent artists, writers & performers	219	2 705	11 107	73	63	8	1	—	1	—	—	—	
71151	Independent artists, writers & performers	219	2 705	11 107	73	63	8	1	—	1	—	—	—	
711510	Independent artists, writers & performers	219	2 705	11 107	73	63	8	1	—	1	—	—	—	
712	Museums, historical sites & like institutions	554	2 931	12 127	35	17	7	2	6	2	1	—	—	
7121	Museums, historical sites & like institutions	554	2 931	12 127	35	17	7	2	6	2	1	—	—	
71211	Museums	281	1 517	6 009	21	12	4	—	3	2	—	—	—	
712110	Museums	281	1 517	6 009	21	12	4	—	3	2	—	—	—	
71213	Zoos & botanical gardens	(C)	(D)	(D)	4	1	1	—	1	—	1	—	—	
713	Amusement, gambling & recreation industries	5 276	23 296	122 145	317	138	47	49	52	26	5	—	—	
7139	Other amusement & recreation industries	5 149	22 928	120 198	305	134	44	46	50	26	5	—	—	
71391	Golf courses & country clubs	1 541	9 380	57 115	46	9	4	5	12	15	1	—	—	
713910	Golf courses & country clubs	1 541	9 380	57 115	46	9	4	5	12	15	1	—	—	
71393	Marinas	266	1 742	8 881	39	23	9	2	5	—	—	—	—	
713930	Marinas	266	1 742	8 881	39	23	9	2	5	—	—	—	—	
71394	Fitness & recreational sports centers	2 842	9 772	44 432	162	71	18	34	25	10	4	—	—	
713940	Fitness & recreational sports centers	2 842	9 772	44 432	162	71	18	34	25	10	4	—	—	
71395	Bowling centers	103	442	1 797	8	2	3	—	3	—	—	—	—	
713950	Bowling centers	103	442	1 797	8	2	3	—	3	—	—	—	—	
71399	All other amusement & recreation industries	397	1 592	7 973	50	29	10	5	5	1	—	—	—	
713990	All other amusement & recreation industries	397	1 592	7 973	50	29	10	5	5	1	—	—	—	
<b>72</b>	<b>Accommodation &amp; food services</b>	<b>25 351</b>	<b>100 907</b>	<b>434 853</b>	<b>1 755</b>	<b>717</b>	<b>339</b>	<b>310</b>	<b>299</b>	<b>58</b>	<b>30</b>	<b>2</b>	<b>—</b>	
721	Accommodation	4 010	23 560	100 173	77	21	9	8	13	11	13	2	—	
7211	Traveler accommodation	3 988	23 460	99 574	70	16	7	8	13	11	13	2	—	
72111	Hotels (exc casino hotels) & motels	3 954	23 322	98 884	64	13	5	7	13	11	13	2	—	
721110	Hotels (exc casino hotels) & motels	3 954	23 322	98 884	64	13	5	7	13	11	13	2	—	
722	Food services & drinking places	21 341	77 347	334 680	1 678	696	330	302	286	47	17	—	—	
7221	Full-service restaurants	10 315	41 220	180 259	709	225	138	165	152	25	4	—	—	
72211	Full-service restaurants	10 315	41 220	180 259	709	225	138	165	152	25	4	—	—	
722110	Full-service restaurants	10 315	41 220	180 259	709	225	138	165	152	25	4	—	—	
7222	Limited-service eating places	7 648	22 180	93 060	647	302	125	102	95	15	8	—	—	
72221	Limited-service eating places	7 648	22 180	93 060	647	302	125	102	95	15	8	—	—	
722211	Limited-service restaurants	5 578	15 460	64 239	457	242	70	60	63	14	8	—	—	
722213	Snack & nonalcoholic beverage bars	2 017	6 410	27 962	175	50	52	40	32	1	—	—	—	
7223	Special food services	2 754	11 746	51 928	208	96	41	26	34	6	5	—	—	
72231	Food service contractors	2 271	9 882	41 897	139	51	32	18	28	5	5	—	—	
722310	Food service contractors	2 271	9 882	41 897	139	51	32	18	28	5	5	—	—	
72232	Caterers	448	1 773	9 557	63	42	7	7	6	1	—	—	—	
722320	Caterers	448	1 773	9 557	63	42	7	7	6	1	—	—	—	
7224	Drinking places (alcoholic beverages)	624	2 201	9 433	114	73	26	9	5	1	—	—	—	
72241	Drinking places (alcoholic beverages)	624	2 201	9 433	114	73	26	9	5	1	—	—	—	
722410	Drinking places (alcoholic beverages)	624	2 201	9 433	114	73	26	9	5	1	—	—	—	
<b>81</b>	<b>Other services (except public administration)</b>	<b>16 694</b>	<b>97 704</b>	<b>420 568</b>	<b>2 487</b>	<b>1 512</b>	<b>548</b>	<b>270</b>	<b>120</b>	<b>25</b>	<b>11</b>	<b>1</b>	<b>—</b>	
811	Repair & maintenance	3 448	25 606	110 898	678	438	147	68	21	4	—	—	—	
8111	Automotive repair & maintenance	2 558	17 728	76 651	487	297	115	55	19	1	—	—	—	
81111	Automotive mechanical & electrical R&M	1 040	7 322	31 367	269	193	53	20	3	—	—	—	—	
811111	General automotive repair	825	5 860	24 916	221	164	37	18	2	—	—	—	—	
811118	Other automotive mechanical & electrical R&M	100	513	2 109	19	12	5	1	1	—	—	—	—	
81112	Automotive body, paint, interior & glass repair	823	7 206	31 947	131	60	42	23	6	—	—	—	—	
811121	Automotive body, paint & interior R&M	752	6 575	29 022	114	51	35	22	6	—	—	—	—	
81119	Other automotive R&M	695	3 200	13 337	87	44	20	12	10	1	—	—	—	
811191	Automotive oil change & lubrication shops	152	875	3 944	21	5	12	3	1	—	—	—	—	
811192	Car washes	372	1 739	6 771	55	35	6	8	6	—	—	—	—	
811198	All other automotive R&M	171	586	2 622	11	4	2	1	3	1	—	—	—	
8112	Electronic & precision equipment R&M	352	4 013	16 700	46	32	7	3	1	3	—	—	—	
81121	Electronic & precision equipment R&M	352	4 013	16 700	46	32	7	3	1	3	—	—	—	
811212	Computer & office machine R&M	199	2 405	9 636	20	12	4	1	1	2	—	—	—	

See footnotes at end of table.

**Table 6. Counties—Employees, Payroll, and Establishments by Industry: 2000—Con.**

[Excludes most government employees, railroad employees, and self-employed persons. Size class 1 to 4 includes establishments with payroll, but no employees, during mid-March pay period. (D) denotes figures withheld to avoid disclosing data for individual companies; the data are included in broader industry totals. Detailed industries with 100 or more employees are shown if industry was not a (D). For explanation of terms, abbreviations, and data reliability/comparability, see introductory text]

NAICS code	Industry	Number of employees for week including March 12	Payroll (\$1,000)		Total number of establishments	Number of establishments by employment-size class									
			First quarter	Annual		1 to 4	5 to 9	10 to 19	20 to 49	50 to 99	100 to 249	250 to 499	500 to 999	1,000 or more	
<b>FAIRFIELD—Con.</b>															
<b>81</b>	<b>Other services (except public administration)—Con.</b>														
811	Repair & maintenance—Con.														
8113	Commercial equipment (exc auto & elec)														
81131	R&M	173	1 557	7 358	42	31	6	5	—	—	—	—	—	—	
811310	Commercial equipment (exc auto & elec)														
811310	R&M	173	1 557	7 358	42	31	6	5	—	—	—	—	—	—	
8114	Personal & household goods R&M	365	2 308	10 189	103	78	19	5	1	—	—	—	—	—	
81141	Home, garden equipment & appliance														
81141	R&M	139	1 019	4 061	28	18	6	3	1	—	—	—	—	—	
81149	Other personal & household goods R&M	125	791	3 686	34	25	7	2	—	—	—	—	—	—	
811490	Other personal & household goods														
811490	R&M	125	791	3 686	34	25	7	2	—	—	—	—	—	—	
812	Personal & laundry services	5 493	28 949	123 789	929	580	202	97	42	6	2	—	—	—	
8121	Personal care services	2 803	13 731	60 197	510	328	105	51	25	—	1	—	—	—	
81211	Hair, nail & skin care services	2 475	12 916	56 883	457	293	95	49	19	—	1	—	—	—	
812112	Beauty salons	2 187	11 811	52 149	359	214	81	46	17	—	1	—	—	—	
812113	Nail salons	202	728	3 214	67	52	11	3	1	—	—	—	—	—	
81219	Other personal care services	328	815	3 314	53	35	10	2	6	—	—	—	—	—	
812191	Diet & weight reducing centers	156	302	1 222	16	9	2	—	5	—	—	—	—	—	
812199	Other personal care services	172	513	2 092	37	26	8	2	1	—	—	—	—	—	
8122	Death care services	429	4 187	16 967	72	40	23	7	1	1	—	—	—	—	
81221	Funeral homes	263	3 099	12 533	50	29	15	5	1	—	—	—	—	—	
812210	Funeral homes	263	3 099	12 533	50	29	15	5	1	—	—	—	—	—	
81222	Cemeteries & crematories	166	1 088	4 434	22	11	8	2	—	1	—	—	—	—	
812220	Cemeteries & crematories	166	1 088	4 434	22	11	8	2	—	1	—	—	—	—	
8123	Drycleaning & laundry services	1 543	7 026	29 283	215	130	43	27	10	4	1	—	—	—	
81231	Coin-operated laundries & drycleaners	156	467	2 100	58	47	9	2	—	—	—	—	—	—	
812310	Coin-operated laundries & drycleaners	156	467	2 100	58	47	9	2	—	—	—	—	—	—	
81232	Drycleaning & laundry services (exc coin-op)	991	4 352	18 490	143	79	32	23	8	1	—	—	—	—	
812320	Drycleaning & laundry services (exc coin-op)	991	4 352	18 490	143	79	32	23	8	1	—	—	—	—	
81233	Linen & uniform supply	396	2 207	8 693	14	4	2	2	2	3	1	—	—	—	
812331	Linen supply	228	1 242	5 553	9	3	1	1	1	3	—	—	—	—	
812332	Industrial launderers	168	965	3 140	5	1	1	1	1	—	1	—	—	—	
8129	Other personal services	718	4 005	17 342	132	82	31	12	6	1	—	—	—	—	
81291	Pet care (except veterinary) services	162	1 018	4 469	29	21	3	3	2	—	—	—	—	—	
812910	Pet care (except veterinary) services	162	1 018	4 469	29	21	3	3	2	—	—	—	—	—	
81292	Photofinishing	242	1 431	6 012	41	20	14	5	2	—	—	—	—	—	
812921	Photofinishing laboratories (except one-hour)	118	868	3 787	14	6	4	2	2	—	—	—	—	—	
812922	One-hour photofinishing	124	563	2 225	27	14	10	3	—	—	—	—	—	—	
81293	Parking lots & garages	210	847	3 108	24	10	9	2	2	1	—	—	—	—	
812930	Parking lots & garages	210	847	3 108	24	10	9	2	2	1	—	—	—	—	
81299	All other personal services	104	709	3 753	38	31	5	2	—	—	—	—	—	—	
812990	All other personal services	104	709	3 753	38	31	5	2	—	—	—	—	—	—	
813	Religious, grantmaking, civic, prof & like organizations	7 753	43 149	185 881	880	494	199	105	57	15	9	1	—	—	
8131	Religious organizations	4 114	17 890	71 565	389	155	111	73	38	9	3	—	—	—	
81311	Religious organizations	4 114	17 890	71 565	389	155	111	73	38	9	3	—	—	—	
813110	Religious organizations	4 114	17 890	71 565	389	155	111	73	38	9	3	—	—	—	
8132	Grantmaking & giving services	431	5 577	30 726	66	42	15	4	2	3	—	—	—	—	
81321	Grantmaking & giving services	431	5 577	30 726	66	42	15	4	2	3	—	—	—	—	
813211	Grantmaking foundations	168	2 791	17 863	39	30	6	2	—	1	—	—	—	—	
813212	Voluntary health organizations	108	1 229	6 443	8	1	5	—	1	1	—	—	—	—	
813219	Other grantmaking & giving services	155	1 557	6 420	19	11	4	2	1	1	—	—	—	—	
8133	Social advocacy organizations	360	2 602	11 137	42	23	8	7	3	1	—	—	—	—	
81331	Social advocacy organizations	360	2 602	11 137	42	23	8	7	3	1	—	—	—	—	
813312	Environment & wildlife organizations	106	873	3 804	16	10	—	6	—	—	—	—	—	—	
813319	Other social advocacy organizations	214	1 485	6 410	22	13	5	—	3	1	—	—	—	—	
8134	Civic & social organizations	1 610	4 899	21 533	107	66	22	6	6	1	5	1	—	—	
81341	Civic & social organizations	1 610	4 899	21 533	107	66	22	6	6	1	5	1	—	—	
813410	Civic & social organizations	1 610	4 899	21 533	107	66	22	6	6	1	5	1	—	—	
8139	Business, labor, political, like organizations	1 238	12 181	50 920	276	208	43	15	8	1	1	—	—	—	
81391	Business associations	204	2 348	8 873	37	25	6	3	3	—	—	—	—	—	
813910	Business associations	204	2 348	8 873	37	25	6	3	3	—	—	—	—	—	
81392	Professional organizations	255	4 845	19 028	29	21	5	1	1	—	1	—	—	—	
813920	Professional organizations	255	4 845	19 028	29	21	5	1	1	—	1	—	—	—	
81393	Labor unions & similar labor organizations	256	1 600	7 597	54	41	7	4	1	1	—	—	—	—	
813930	Labor unions & similar labor organizations	256	1 600	7 597	54	41	7	4	1	1	—	—	—	—	
81399	Oth similar organizations (exc business, prof, labor, pol)	514	3 315	14 925	150	115	25	7	3	—	—	—	—	—	
813990	Oth similar organizations (exc business, prof, labor, pol)	514	3 315	14 925	150	115	25	7	3	—	—	—	—	—	
95	Auxiliaries (exc corporate, subsidiary & regional mgt)	3 895	94 070	354 363	58	13	12	5	9	8	6	4	1	—	
99	Unclassified establishments	654	4 060	33 838	474	444	20	7	3	—	—	—	—	—	
<b>HARTFORD</b>															
	<b>Total</b>	<b>476 640</b>	<b>4 954 763</b>	<b>19 970 832</b>	<b>23 198</b>	<b>11 676</b>	<b>4 608</b>	<b>3 152</b>	<b>2 128</b>	<b>839</b>	<b>574</b>	<b>131</b>	<b>56</b>	<b>34</b>	
11	Forestry, fishing, hunting, and agriculture support	44	272	1 257	14	11	2	1	—	—	—	—	—	—	

See footnotes at end of table.

**Table 6. Counties—Employees, Payroll, and Establishments by Industry: 2000—Con.**

[Excludes most government employees, railroad employees, and self-employed persons. Size class 1 to 4 includes establishments with payroll, but no employees, during mid-March pay period. (D) denotes figures withheld to avoid disclosing data for individual companies; the data are included in broader industry totals. Detailed industries with 100 or more employees are shown if industry was not a (D). For explanation of terms, abbreviations, and data reliability/comparability, see introductory text]

NAICS code	Industry	Number of employees for week including March 12	Payroll (\$1,000)		Total number of establishments	Number of establishments by employment-size class								
			First quarter	Annual		1 to 4	5 to 9	10 to 19	20 to 49	50 to 99	100 to 249	250 to 499	500 to 999	1,000 or more
<b>HARTFORD—Con.</b>														
<b>21</b>	<b>Mining</b> .....	(C)	(D)	(D)	12	7	2	—	3	—	—	—	—	—
212	Mining (except oil & gas) .....	(C)	(D)	(D)	10	5	2	—	3	—	—	—	—	—
2123	Nonmetallic mineral mining & quarrying .....	(C)	(D)	(D)	10	5	2	—	3	—	—	—	—	—
<b>22</b>	<b>Utilities</b> .....	(H)	(D)	(D)	34	4	4	9	6	2	6	2	—	1
221	Utilities .....	(H)	(D)	(D)	34	4	4	9	6	2	6	2	—	1
2211	Elec pwr generation, transmsn & distribution ...	(H)	(D)	(D)	20	2	1	5	2	2	6	1	—	1
22111	Electric power generation .....	(C)	(D)	(D)	5	2	—	2	—	1	—	—	—	—
22112	Electric pwr transmsn, control & distribution ..	(H)	(D)	(D)	15	—	1	3	2	1	6	1	—	1
2212	Natural gas distribution .....	(F)	(D)	(D)	6	1	—	2	2	—	—	1	—	—
22121	Natural gas distribution .....	(F)	(D)	(D)	6	1	—	2	2	—	—	1	—	—
2213	Water, sewage & other systems .....	(C)	(D)	(D)	8	1	3	2	2	—	—	—	—	—
<b>23</b>	<b>Construction</b> .....	<b>25 100</b>	<b>235 446</b>	<b>1 164 474</b>	<b>2 192</b>	<b>1 375</b>	<b>382</b>	<b>228</b>	<b>149</b>	<b>38</b>	<b>16</b>	<b>2</b>	<b>1</b>	<b>1</b>
233	Building, developing & general contracting .....	3 269	33 739	157 443	557	380	84	58	28	6	1	—	—	—
2332	Residential building construction .....	1 624	12 537	60 677	399	299	57	34	7	2	—	—	—	—
23321	Single-family housing construction .....	1 519	11 709	56 202	373	280	53	31	7	2	—	—	—	—
233210	Single-family housing construction .....	1 519	11 709	56 202	373	280	53	31	7	2	—	—	—	—
23322	Multifamily housing construction .....	105	828	4 475	26	19	4	3	—	—	—	—	—	—
233220	Multifamily housing construction .....	105	828	4 475	26	19	4	3	—	—	—	—	—	—
2333	Nonresidential building construction .....	1 549	19 582	89 631	127	57	23	21	21	4	1	—	—	—
23331	Mfg & industrial building construction .....	298	2 915	14 368	29	15	5	3	5	1	—	—	—	—
233310	Mfg & industrial building construction .....	298	2 915	14 368	29	15	5	3	5	1	—	—	—	—
23332	Commercial & institutional bldg construction ..	1 251	16 667	75 263	98	42	18	18	16	3	1	—	—	—
233320	Commercial & institutional bldg construction ..	1 251	16 667	75 263	98	42	18	18	16	3	1	—	—	—
234	Heavy construction .....	9 218	77 888	411 443	137	54	35	20	18	4	4	1	—	1
2341	Highway, street, bridge & tunnel construction ...	1 357	15 206	81 820	61	27	13	6	9	3	2	1	—	—
23411	Highway & street construction .....	1 087	12 468	64 367	53	26	11	5	7	2	1	1	—	—
234110	Highway & street construction .....	1 087	12 468	64 367	53	26	11	5	7	2	1	1	—	—
23412	Bridge & tunnel construction .....	270	2 738	17 453	8	1	2	1	2	1	1	—	—	—
234120	Bridge & tunnel construction .....	270	2 738	17 453	8	1	2	1	2	1	1	—	—	—
2349	Other heavy construction .....	7 861	62 682	329 623	76	27	22	14	9	1	2	—	—	1
23491	Water, sewer & pipeline construction .....	411	4 735	25 438	26	8	9	5	2	1	1	—	—	—
234910	Water, sewer & pipeline construction .....	411	4 735	25 438	26	8	9	5	2	1	1	—	—	—
23492	Pwr, communication transmsn line construction .....	(C)	(D)	(D)	9	4	2	—	3	—	—	—	—	—
23493	Industrial nonbuilding structure construction ..	(I)	(D)	(D)	4	1	—	—	1	—	1	—	—	1
23499	All other heavy construction .....	318	3 050	16 182	37	14	11	9	3	—	—	—	—	—
234990	All other heavy construction .....	318	3 050	16 182	37	14	11	9	3	—	—	—	—	—
235	Special trade contractors .....	12 613	123 819	595 588	1 498	941	263	150	103	28	11	1	1	—
2351	Plumbing, heating & AC contractor .....	2 826	28 993	125 961	317	185	56	33	33	9	1	—	—	—
23511	Plumbing, heating & AC contractor .....	2 826	28 993	125 961	317	185	56	33	33	9	1	—	—	—
235110	Plumbing, heating & AC contractor .....	2 826	28 993	125 961	317	185	56	33	33	9	1	—	—	—
2352	Painting & wall covering contractors .....	569	4 599	20 315	140	103	19	15	3	—	—	—	—	—
23521	Painting & wall covering contractors .....	569	4 599	20 315	140	103	19	15	3	—	—	—	—	—
235210	Painting & wall covering contractors .....	569	4 599	20 315	140	103	19	15	3	—	—	—	—	—
2353	Electrical contractors .....	2 356	23 631	120 854	240	142	43	30	18	2	4	1	—	—
23531	Electrical contractors .....	2 356	23 631	120 854	240	142	43	30	18	2	4	1	—	—
235310	Electrical contractors .....	2 356	23 631	120 854	240	142	43	30	18	2	4	1	—	—
2354	Masonry, drywall, insulation, tile contractors ...	1 528	14 402	64 161	151	94	22	14	7	2	—	—	—	—
23541	Masonry & stone contractors .....	621	5 537	23 105	82	51	13	8	7	3	—	—	—	—
235410	Masonry & stone contractors .....	621	5 537	23 105	82	51	13	8	7	3	—	—	—	—
23542	Drywall, acoustical & insulation contractors ...	882	8 724	40 308	61	37	7	4	7	4	2	—	—	—
235420	Drywall, acoustical & insulation contractors ...	882	8 724	40 308	61	37	7	4	7	4	2	—	—	—
2355	Carpentry & floor contractors .....	1 222	9 535	40 812	182	129	28	15	6	3	1	—	—	—
23551	Carpentry contractors .....	874	6 808	28 421	128	94	18	9	4	2	1	—	—	—
235510	Carpentry contractors .....	874	6 808	28 421	128	94	18	9	4	2	1	—	—	—
23552	Floor laying & other floor contractors .....	348	2 727	12 391	54	35	10	6	2	1	—	—	—	—
235520	Floor laying & other floor contractors .....	348	2 727	12 391	54	35	10	6	2	1	—	—	—	—
2356	Roofing, siding, & sheet metal contractors .....	882	9 655	46 727	113	71	21	11	8	1	1	—	—	—
23561	Roofing, siding, & sheet metal contractors ...	882	9 655	46 727	113	71	21	11	8	1	1	—	—	—
235610	Roofing, siding, & sheet metal contractors ...	882	9 655	46 727	113	71	21	11	8	1	1	—	—	—
2357	Concrete contractors .....	(E)	(D)	(D)	87	62	15	7	1	2	—	—	—	—
23571	Concrete contractors .....	(E)	(D)	(D)	87	62	15	7	1	2	—	—	—	—
2359	Other special trade contractors .....	2 774	29 748	155 577	267	155	58	27	20	4	2	—	1	—
23591	Structural steel erection contractors .....	1 173	15 794	84 850	26	10	5	1	5	3	1	—	—	—
235910	Structural steel erection contractors .....	1 173	15 794	84 850	26	10	5	1	5	3	1	—	—	—
23592	Glass & glazing contractors .....	135	1 037	4 731	25	13	8	4	—	—	—	—	—	—
235920	Glass & glazing contractors .....	135	1 037	4 731	25	13	8	4	—	—	—	—	—	—
23593	Excavation contractors .....	366	2 912	15 716	79	54	16	6	3	—	—	—	—	—
235930	Excavation contractors .....	366	2 912	15 716	79	54	16	6	3	—	—	—	—	—
23595	Bldg equip & oth mach installation contractor .	314	4 469	19 508	17	8	3	1	3	1	1	—	—	—
235950	Bldg equip & oth mach installation contractor .	314	4 469	19 508	17	8	3	1	3	1	1	—	—	—
23599	All other special trade contractors .....	727	5 109	28 798	108	64	23	12	9	—	—	—	—	—
235990	All other special trade contractors .....	727	5 109	28 798	108	64	23	12	9	—	—	—	—	—
<b>31-33</b>	<b>Manufacturing</b> .....	<b>67 806</b>	<b>803 536</b>	<b>3 364 778</b>	<b>1 519</b>	<b>481</b>	<b>236</b>	<b>277</b>	<b>264</b>	<b>130</b>	<b>94</b>	<b>22</b>	<b>11</b>	<b>4</b>
311	Food mfg .....	2 012	13 657	56 992	80	23	15	19	12	7	3	1	—	—
3115	Dairy product mfg .....	644	5 363	24 032	7	1	1	1	—	1	2	1	—	—
31151	Dairy product (exc frozen) mfg .....	(E)	(D)	(D)	4	—	—	—	—	1	1	1	—	—
31152	Ice cream & frozen dessert mfg .....	(C)	(D)	(D)	3	—	1	1	—	—	1	—	—	—
3116	Animal slaughtering & processing .....	447	3 850	14 409	15	5	2	3	2	2	1	—	—	—
31161	Animal slaughtering & processing .....	447	3 850	14 409	15	5	2	3	2	2	1	—	—	—

See footnotes at end of table.

**Table 6. Counties—Employees, Payroll, and Establishments by Industry: 2000—Con.**

[Excludes most government employees, railroad employees, and self-employed persons. Size class 1 to 4 includes establishments with payroll, but no employees, during mid-March pay period. (D) denotes figures withheld to avoid disclosing data for individual companies; the data are included in broader industry totals. Detailed industries with 100 or more employees are shown if industry was not a (D). For explanation of terms, abbreviations, and data reliability/comparability, see introductory text]

NAICS code	Industry	Number of employees for week including March 12	Payroll (\$1,000)		Total number of establishments	Number of establishments by employment-size class									
			First quarter	Annual		1 to 4	5 to 9	10 to 19	20 to 49	50 to 99	100 to 249	250 to 499	500 to 999	1,000 or more	
<b>HARTFORD—Con.</b>															
<b>31-33 Manufacturing—Con.</b>															
311	Food mfg—Con.														
3118	Bakeries & tortilla mfg .....	715	2 895	11 949	45	12	10	13	6	4	—	—	—	—	
31181	Bread & bakery product mfg .....	(F)	(D)	(D)	44	12	9	13	6	4	—	—	—	—	
311811	Retail bakeries .....	434	1 309	5 543	33	9	8	10	5	1	—	—	—	—	
312	Beverage & tobacco product mfg .....	(C)	(D)	(D)	6	2	2	—	1	—	1	—	—	—	
3121	Beverage mfg .....	(C)	(D)	(D)	5	2	2	—	—	—	1	—	—	—	
31211	Soft drink & ice mfg .....	(C)	(D)	(D)	4	1	2	—	—	—	1	—	—	—	
313	Textile mills .....	(F)	(D)	(D)	4	1	1	—	—	1	—	—	1	—	
3132	Fabric mills .....	(F)	(D)	(D)	3	—	1	—	—	1	—	—	1	—	
31323	Nonwoven fabric mills .....	(F)	(D)	(D)	1	—	—	—	—	—	—	—	1	—	
314	Textile product mills .....	296	1 742	7 460	13	3	4	1	3	2	—	—	—	—	
3141	Textile furnishings mills .....	196	1 002	4 154	6	1	2	—	1	2	—	—	—	—	
31412	Curtain & linen mills .....	(C)	(D)	(D)	5	1	1	—	1	2	—	—	—	—	
3149	Other textile product mills .....	100	740	3 306	7	2	2	1	2	—	—	—	—	—	
315	Apparel manufacturing .....	(C)	(D)	(D)	18	12	1	4	—	1	—	—	—	—	
3152	Cut & sew apparel mfg .....	(C)	(D)	(D)	11	6	1	3	—	1	—	—	—	—	
321	Wood product mfg .....	438	3 670	16 537	22	11	2	6	—	1	2	—	—	—	
3219	Other wood product mfg .....	408	3 475	15 678	19	10	2	4	—	1	2	—	—	—	
32191	Millwork .....	247	2 343	10 659	9	4	—	3	—	1	—	—	—	—	
32199	All other wood product mfg .....	(C)	(D)	(D)	6	5	—	—	—	1	—	—	—	—	
322	Paper mfg .....	964	9 529	40 484	16	3	1	2	4	2	4	—	—	—	
3221	Pulp, paper & paperboard mills .....	(C)	(D)	(D)	3	—	—	—	1	1	—	—	—	—	
32212	Paper mills .....	(C)	(D)	(D)	2	—	—	—	1	—	1	—	—	—	
3222	Converted paper product mfg .....	(F)	(D)	(D)	13	3	1	2	3	1	3	—	—	—	
32221	Paperboard container mfg .....	(E)	(D)	(D)	7	—	1	1	3	1	1	—	—	—	
32222	Paper bag & coated & treated paper mfg .....	(C)	(D)	(D)	3	2	—	—	—	—	1	—	—	—	
32223	Stationery product mfg .....	(C)	(D)	(D)	1	—	—	—	—	—	1	—	—	—	
323	Printing & related support activities .....	4 287	49 258	189 610	163	63	36	20	27	6	9	1	1	—	
3231	Printing & related support activities .....	4 287	49 258	189 610	163	63	36	20	27	6	9	1	1	—	
32311	Printing .....	4 093	47 115	181 370	148	57	32	19	23	6	9	1	1	—	
323110	Commercial lithographic printing .....	2 438	30 515	117 434	79	28	13	11	14	5	7	1	—	—	
323113	Commercial screen printing .....	371	3 429	12 807	9	1	3	2	1	—	2	—	—	—	
323114	Quick printing .....	972	10 640	41 565	39	21	11	3	3	—	—	—	1	—	
323119	Other commercial printing .....	100	509	2 383	12	6	3	2	1	—	—	—	—	—	
32312	Printing support activities .....	194	2 143	8 240	15	6	4	1	4	—	—	—	—	—	
324	Petroleum & coal products mfg .....	(C)	(D)	(D)	6	3	1	—	1	—	1	—	—	—	
3241	Petroleum & coal products mfg .....	(C)	(D)	(D)	6	3	1	—	1	—	1	—	—	—	
32412	Asphalt paving, roofing & saturated mat mfg ..	(C)	(D)	(D)	6	3	1	—	1	—	1	—	—	—	
325	Chemical mfg .....	977	9 953	46 695	26	7	7	1	4	5	1	1	—	—	
3252	Resin, syn rubber, artf & syn fibers, fil mfg .....	(E)	(D)	(D)	5	1	—	—	1	2	1	—	—	—	
32521	Resin & synthetic rubber mfg .....	(E)	(D)	(D)	4	1	—	—	1	1	1	—	—	—	
3255	Paint, coating & adhesive mfg .....	181	1 821	7 270	8	1	3	1	1	2	—	—	—	—	
32551	Paint & coating mfg .....	117	1 078	4 082	5	1	1	1	1	1	—	—	—	—	
325510	Paint & coating mfg .....	117	1 078	4 082	5	1	1	1	1	1	—	—	—	—	
3259	Other chemical product & preparation mfg .....	404	4 037	18 112	5	—	2	—	1	1	—	1	—	—	
32592	Explosives mfg .....	(E)	(D)	(D)	1	—	—	—	—	—	—	1	—	—	
326	Plastics & rubber products mfg .....	1 664	15 206	65 685	60	15	6	12	17	9	1	—	—	—	
3261	Plastics product mfg .....	1 359	12 503	54 947	50	12	5	10	14	9	—	—	—	—	
32611	Unsupported plastics film, sheet, & bag mfg ..	302	3 787	16 242	13	5	—	2	3	3	—	—	—	—	
32619	Other plastics product mfg .....	841	6 846	29 834	30	5	5	7	8	5	—	—	—	—	
3262	Rubber product mfg .....	305	2 703	10 738	10	3	1	2	3	—	1	—	—	—	
32622	Rubber & plastics hoses & belting mfg .....	(C)	(D)	(D)	1	—	—	—	—	—	1	—	—	—	
32629	Other rubber product mfg .....	(C)	(D)	(D)	6	1	—	2	3	—	—	—	—	—	
327	Nonmetallic mineral product mfg .....	571	5 041	25 424	26	11	2	4	5	2	2	—	—	—	
3271	Clay product & refractory mfg .....	(C)	(D)	(D)	3	1	—	—	—	1	1	—	—	—	
32711	Pottery, ceramics & plumbing fixture mfg .....	(C)	(D)	(D)	2	1	—	—	—	—	1	—	—	—	
3273	Cement & concrete product mfg .....	314	2 873	14 935	14	4	2	3	3	1	1	—	—	—	
32739	Other concrete product mfg .....	164	1 527	6 856	4	1	—	—	2	—	1	—	—	—	
327390	Other concrete product mfg .....	164	1 527	6 856	4	1	—	—	2	—	1	—	—	—	
331	Primary metal mfg .....	1 066	9 876	41 866	28	11	—	4	7	2	4	—	—	—	
3312	Steel product mfg from purchased steel .....	437	5 412	21 705	7	2	—	1	2	—	2	—	—	—	
33122	Rolling & drawing of purchased steel .....	437	5 412	21 705	7	2	—	1	2	—	2	—	—	—	
3313	Alumina & aluminum production & processing ..	(C)	(D)	(D)	1	—	—	—	—	—	1	—	—	—	
33131	Alumina & aluminum production & processing ..	(C)	(D)	(D)	1	—	—	—	—	—	1	—	—	—	
3315	Foundries .....	418	3 039	14 049	11	3	—	—	5	2	1	—	—	—	
33151	Ferrous metal foundries .....	(C)	(D)	(D)	3	2	—	—	—	—	1	—	—	—	
33152	Nonferrous metal foundries .....	(E)	(D)	(D)	8	1	—	—	5	2	—	—	—	—	
331522	Nonferrous (exc alum) die-casting foundries .....	136	1 004	4 387	3	—	—	—	2	1	—	—	—	—	

See footnotes at end of table.

**Table 6. Counties—Employees, Payroll, and Establishments by Industry: 2000—Con.**

[Excludes most government employees, railroad employees, and self-employed persons. Size class 1 to 4 includes establishments with payroll, but no employees, during mid-March pay period. (D) denotes figures withheld to avoid disclosing data for individual companies; the data are included in broader industry totals. Detailed industries with 100 or more employees are shown if industry was not a (D). For explanation of terms, abbreviations, and data reliability/comparability, see introductory text]

NAICS code	Industry	Number of employees for week including March 12	Payroll (\$1,000)		Total number of establishments	Number of establishments by employment-size class									
			First quarter	Annual		1 to 4	5 to 9	10 to 19	20 to 49	50 to 99	100 to 249	250 to 499	500 to 999	1,000 or more	
<b>HARTFORD—Con.</b>															
<b>31-33 Manufacturing—Con.</b>															
332	Fabricated metal product mfg .....	15 761	163 671	703 041	511	143	84	108	100	39	30	5	2	-	
3321	Forging & stamping .....	1 612	21 018	87 562	32	5	4	6	10	1	5	1	-	-	
33211	Forging & stamping .....	1 612	21 018	87 562	32	5	4	6	10	1	5	1	-	-	
332116	Metal stamping .....	925	9 089	37 774	22	4	3	4	8	1	1	1	-	-	
3322	Cutlery & handtool mfg .....	(F)	(D)	(D)	18	5	3	4	2	1	2	1	-	-	
33221	Cutlery & handtool mfg .....	(F)	(D)	(D)	18	5	3	4	2	1	2	1	-	-	
3323	Architectural & structural metals mfg .....	1 192	13 187	54 839	48	13	10	10	7	4	4	-	-	-	
33231	Plate work & fabricated structural prod mfg ...	522	5 640	21 822	21	5	4	5	4	1	2	-	-	-	
332312	Fabricated structural metal mfg .....	430	4 904	18 824	15	3	3	4	2	1	2	-	-	-	
33232	Ornamental & architectural metal prod mfg ...	670	7 547	33 017	27	8	6	5	3	3	2	-	-	-	
332322	Sheet metal work mfg .....	278	2 891	15 325	17	5	3	5	2	2	-	-	-	-	
3324	Boiler, tank & shipping container mfg .....	(E)	(D)	(D)	6	2	1	1	-	1	-	1	-	-	
33241	Power boiler & heat exchanger mfg .....	(D)	(D)	(D)	2	-	-	1	-	1	-	-	-	-	
33242	Metal tank (heavy gauge) mfg .....	(E)	(D)	(D)	3	2	-	-	-	-	-	1	-	-	
3325	Hardware mfg .....	1 215	12 050	44 697	13	2	2	-	5	1	2	-	1	-	
33251	Hardware mfg .....	1 215	12 050	44 697	13	2	2	-	5	1	2	-	1	-	
332510	Hardware mfg .....	1 215	12 050	44 697	13	2	2	-	5	1	2	-	1	-	
3326	Spring & wire product mfg .....	1 551	16 734	73 511	38	7	5	5	12	5	4	-	-	-	
33261	Spring & wire product mfg .....	1 551	16 734	73 511	38	7	5	5	12	5	4	-	-	-	
332611	Spring (heavy gauge) mfg .....	356	4 491	19 947	8	2	1	1	3	-	1	-	-	-	
332612	Spring (light gauge) mfg .....	916	9 208	41 782	22	4	2	3	7	4	2	-	-	-	
332618	Other fabricated wire product mfg .....	279	3 035	11 782	8	1	2	1	2	1	1	-	-	-	
3327	Mach shops, turn prod, screw, nut, bolt mfg ...	4 338	41 802	187 262	240	90	43	53	36	12	4	2	-	-	
33271	Machine shops .....	2 202	21 948	98 047	173	77	30	36	20	8	2	-	-	-	
332710	Machine shops .....	2 202	21 948	98 047	173	77	30	36	20	8	2	-	-	-	
33272	Turned product & screw, nut & bolt mfg .....	2 136	19 854	89 215	67	13	13	17	16	4	2	2	-	-	
332721	Precision turned product mfg .....	1 528	14 708	66 443	56	12	11	16	10	4	2	1	-	-	
332722	Bolt, nut, screw, rivet & washer mfg .....	608	5 146	22 772	11	1	2	1	6	-	-	1	-	-	
3328	Coating, engrave, heat treating & oth activity ...	2 091	19 805	86 613	78	10	11	25	20	9	3	-	-	-	
33281	Coating, engrave, heat treating & oth activity ...	2 091	19 805	86 613	78	10	11	25	20	9	3	-	-	-	
332811	Metal heat treating .....	484	4 936	20 695	18	1	3	7	5	1	1	-	-	-	
332812	Metal coating, engraving & allied services ...	680	6 190	31 174	22	2	3	6	7	3	1	-	-	-	
332813	Electroplating, polish, anodize, coloring ...	927	8 679	34 744	38	7	5	12	8	5	1	-	-	-	
3329	Other fabricated metal product mfg .....	2 408	22 533	98 647	38	9	5	4	8	5	6	-	1	-	
33291	Metal valve mfg .....	1 295	11 712	52 189	11	-	1	-	3	1	6	-	-	-	
332911	Industrial valve mfg .....	379	3 703	15 464	3	-	-	-	1	-	2	-	-	-	
332912	Fluid power valve & hose fitting mfg .....	360	2 914	15 221	5	-	1	-	2	1	1	-	-	-	
33299	All other fabricated metal product mfg .....	1 113	10 821	46 458	27	9	4	4	5	4	-	-	1	-	
333	Machinery mfg .....	6 560	80 610	315 590	182	59	33	42	19	17	6	4	2	-	
3332	Industrial machinery mfg .....	783	9 340	35 436	19	9	-	2	5	2	-	1	-	-	
33329	Other industrial machinery mfg .....	703	8 370	31 700	14	7	-	2	2	2	-	1	-	-	
333298	All other industrial machinery mfg .....	586	7 077	28 604	9	5	-	1	1	1	-	1	-	-	
3333	Commercial & service industry machinery mfg ...	585	5 655	23 053	8	2	1	2	1	-	1	1	-	-	
33331	Commercial & service industry machinery mfg .....	585	5 655	23 053	8	2	1	2	1	-	1	1	-	-	
3334	HVAC & commercial refrigeration equipment mfg .....	(E)	(D)	(D)	6	-	-	2	1	3	-	-	-	-	
33341	HVAC & commercial refrigeration equipment mfg .....	(E)	(D)	(D)	6	-	-	2	1	3	-	-	-	-	
3335	Metalworking machinery mfg .....	2 110	26 517	108 179	105	36	21	28	8	8	3	1	-	-	
33351	Metalworking machinery mfg .....	2 110	26 517	108 179	105	36	21	28	8	8	3	1	-	-	
333512	Machine tool (metal cutting types) mfg .....	483	8 753	33 180	7	1	1	3	-	1	-	1	-	-	
333514	Special die, tool, die set, jig & fixture mfg ...	594	6 930	29 900	44	16	9	13	3	2	1	-	-	-	
333515	Cutting tool & machine tool accessory mfg ...	634	5 921	24 858	39	14	9	8	5	2	1	-	-	-	
333518	Other metalworking machinery mfg .....	220	2 655	11 148	4	1	-	1	-	1	-	-	-	-	
3336	Engine, turbine & power transmsn equip mfg ...	2 107	28 098	101 608	11	2	1	2	1	2	-	1	2	-	
33361	Engine, turbine & power transmsn equip mfg ...	2 107	28 098	101 608	11	2	1	2	1	2	-	1	2	-	
3339	Other general purpose machinery mfg .....	714	8 305	35 739	31	8	10	6	3	2	2	-	-	-	
33399	All other general purpose machinery mfg .....	686	7 864	33 897	28	7	10	4	3	2	2	-	-	-	
333999	All other general purpose machinery mfg ...	486	5 871	26 087	15	4	5	2	1	1	2	-	-	-	
334	Computer & electronic product mfg .....	3 904	43 147	186 012	71	20	5	11	16	9	5	5	-	-	
3341	Computer & peripheral equipment mfg .....	513	6 090	32 553	6	-	1	-	2	2	-	1	-	-	
33411	Computer & peripheral equipment mfg .....	513	6 090	32 553	6	-	1	-	2	2	-	1	-	-	
3342	Communications equipment mfg .....	(F)	(D)	(D)	8	3	-	1	3	-	-	1	-	-	
33422	Radio, TV broadcast & wireless comm equip mfg .....	(E)	(D)	(D)	3	1	-	-	1	-	-	1	-	-	
3344	Semiconductor & oth electronic component mfg .....	1 754	19 616	80 710	26	8	1	2	7	2	4	2	-	-	
33441	Semiconductor & oth electronic component mfg .....	1 754	19 616	80 710	26	8	1	2	7	2	4	2	-	-	
334412	Bare printed circuit board mfg .....	218	1 899	7 963	5	2	1	-	1	-	1	-	-	-	
334416	Electronic coil, transformer, oth inductor mfg .....	321	2 725	10 926	5	2	-	-	1	1	1	-	-	-	
334419	Other electronic component mfg .....	761	9 566	36 889	9	2	-	-	4	1	1	1	-	-	
3345	Nav, measuring, medical, control instruments mfg .....	1 114	12 107	45 364	29	7	3	8	4	5	1	1	-	-	
33451	Nav, measuring, medical, control instruments mfg .....	1 114	12 107	45 364	29	7	3	8	4	5	1	1	-	-	
334513	Industrial process control mfg .....	529	6 214	21 904	6	2	-	1	-	2	-	1	-	-	
335	Electrical equip, appliance & component mfg .....	3 565	47 424	188 625	43	11	4	10	6	2	6	2	2	-	
3351	Electric lighting equipment mfg .....	(C)	(D)	(D)	2	1	-	-	-	-	1	-	-	-	
33512	Lighting fixture mfg .....	(C)	(D)	(D)	2	1	-	-	-	-	1	-	-	-	
3352	Household appliance mfg .....	(C)	(D)	(D)	2	-	-	-	-	-	2	-	-	-	
33521	Small electrical appliance mfg .....	(C)	(D)	(D)	2	-	-	-	-	-	2	-	-	-	

See footnotes at end of table.

**Table 6. Counties—Employees, Payroll, and Establishments by Industry: 2000—Con.**

[Excludes most government employees, railroad employees, and self-employed persons. Size class 1 to 4 includes establishments with payroll, but no employees, during mid-March pay period. (D) denotes figures withheld to avoid disclosing data for individual companies; the data are included in broader industry totals. Detailed industries with 100 or more employees are shown if industry was not a (D). For explanation of terms, abbreviations, and data reliability/comparability, see introductory text]

NAICS code	Industry	Number of employees for week including March 12	Payroll (\$1,000)		Total number of establishments	Number of establishments by employment-size class								
			First quarter	Annual		1 to 4	5 to 9	10 to 19	20 to 49	50 to 99	100 to 249	250 to 499	500 to 999	1,000 or more
<b>HARTFORD—Con.</b>														
<b>31-33</b>	<b>Manufacturing—Con.</b>													
335	Electrical equip, appliance & component mfg—Con.													
3353	Electrical equipment mfg . . . . .	1 505	22 134	96 164	22	6	3	7	1	2	1	1	1	—
33531	Electrical equipment mfg . . . . .	1 505	22 134	96 164	22	6	3	7	1	2	1	1	1	—
335312	Motor & generator mfg . . . . .	594	5 948	24 516	4	—	1	—	—	1	1	1	—	—
3359	Other electrical equipment & component mfg . . . . .	1 741	22 682	82 201	17	4	1	3	5	—	2	1	1	—
33592	Communication & energy wire & cable mfg . . . . .	(E)	(D)	(D)	6	—	—	3	1	—	2	—	—	—
33593	Wiring device mfg . . . . .	(F)	(D)	(D)	4	2	—	—	1	—	—	—	1	—
33599	All oth electrical equipment & component mfg . . . . .	479	6 848	25 519	6	2	1	—	2	—	—	1	—	—
335999	All oth misc electrical equip & component mfg . . . . .	479	6 848	25 519	6	2	1	—	2	—	—	1	—	—
336	Transportation equipment mfg . . . . .	20 331	298 772	1 252 865	77	14	2	8	18	12	15	2	3	3
3363	Motor vehicle parts mfg . . . . .	(F)	(D)	(D)	9	1	1	1	1	3	1	1	—	—
33631	Motor vehicle gas engine & engine parts mfg . . . . .	(C)	(D)	(D)	2	—	1	—	—	—	1	—	—	—
33632	MV electrical & electronic equipment mfg . . . . .	(E)	(D)	(D)	2	1	—	—	—	—	—	1	—	—
33639	Other motor vehicle parts mfg . . . . .	294	2 511	10 478	5	—	—	1	1	3	—	—	—	—
3364	Aerospace product & parts mfg . . . . .	19 611	293 170	1 229 488	63	10	1	5	17	9	14	1	3	3
33641	Aerospace product & parts mfg . . . . .	19 611	293 170	1 229 488	63	10	1	5	17	9	14	1	3	3
336412	Aircraft engine & engine parts mfg . . . . .	10 127	151 956	653 076	31	3	—	4	6	5	11	—	1	1
337	Furniture & related product mfg . . . . .	1 173	10 490	47 642	58	20	13	9	9	5	2	—	—	—
3371	HH & institutional furniture & kitchen cabinet mfg . . . . .	342	2 605	11 964	32	14	9	4	4	1	—	—	—	—
33711	Wood kitchen cabinet & countertop mfg . . . . .	250	1 930	9 102	22	10	5	3	3	1	—	—	—	—
337110	Wood kitchen cabinet & countertop mfg . . . . .	250	1 930	9 102	22	10	5	3	3	1	—	—	—	—
3372	Office furniture (including fixtures) mfg . . . . .	570	5 841	26 645	21	5	3	5	4	3	1	—	—	—
33721	Office furniture (including fixtures) mfg . . . . .	570	5 841	26 645	21	5	3	5	4	3	1	—	—	—
337215	Showcase, partition, shelving & locker mfg . . . . .	208	2 067	11 938	13	3	3	4	1	2	—	—	—	—
3379	Other furniture related product mfg . . . . .	261	2 044	9 033	5	1	1	—	1	1	—	—	—	—
33791	Mattress mfg . . . . .	(C)	(D)	(D)	3	—	1	—	—	1	1	—	—	—
339	Miscellaneous mfg . . . . .	3 128	29 120	125 522	109	49	17	16	15	8	2	1	—	1
3391	Medical equipment & supplies mfg . . . . .	1 218	10 676	49 871	42	20	6	6	3	4	2	1	—	—
33911	Medical equipment & supplies mfg . . . . .	1 218	10 676	49 871	42	20	6	6	3	4	2	1	—	—
339112	Surgical & medical instrument mfg . . . . .	730	7 153	30 439	8	—	2	1	1	2	1	1	—	—
339113	Surgical appliance & supplies mfg . . . . .	120	1 083	8 436	4	1	—	1	1	1	—	—	—	—
339114	Dental equipment & supplies mfg . . . . .	231	1 606	7 069	6	3	—	1	—	1	1	—	—	—
3399	Other miscellaneous mfg . . . . .	1 910	18 444	75 651	67	29	11	10	12	4	—	—	—	1
33993	Doll, toy & game mfg . . . . .	(G)	(D)	(D)	7	3	—	—	2	1	—	—	—	1
33994	Office supplies (exc paper) mfg . . . . .	182	1 625	7 519	9	2	1	3	2	1	—	—	—	—
33995	Sign mfg . . . . .	135	1 222	5 023	20	11	6	1	2	—	—	—	—	—
339950	Sign mfg . . . . .	135	1 222	5 023	20	11	6	1	2	—	—	—	—	—
33999	All other misc mfg . . . . .	417	2 552	10 818	21	6	2	5	6	2	—	—	—	—
339991	Gasket, packing & sealing device mfg . . . . .	156	1 104	4 752	7	2	—	2	2	1	—	—	—	—
<b>42</b>	<b>Wholesale trade . . . . .</b>	<b>24 881</b>	<b>295 988</b>	<b>1 287 388</b>	<b>1 329</b>	<b>588</b>	<b>267</b>	<b>208</b>	<b>157</b>	<b>59</b>	<b>38</b>	<b>9</b>	<b>3</b>	<b>—</b>
421	Wholesale trade, durable goods . . . . .	16 305	206 503	926 952	957	412	207	152	116	40	24	4	2	—
4211	Motor vehicle, motor vehicle pt & supply whsle . . . . .	1 364	9 931	55 010	72	29	16	12	6	7	2	—	—	—
42111	Automobile & other motor vehicle whsle . . . . .	783	5 580	35 699	23	8	4	3	2	4	2	—	—	—
421110	Automobile & other motor vehicle whsle . . . . .	783	5 580	35 699	23	8	4	3	2	4	2	—	—	—
42112	Motor vehicle supplies & new parts whsle . . . . .	389	3 071	13 651	29	13	6	5	3	2	—	—	—	—
421120	Motor vehicle supplies & new parts whsle . . . . .	389	3 071	13 651	29	13	6	5	3	2	—	—	—	—
42113	Tire & tube whsle . . . . .	105	741	3 438	6	2	2	—	1	1	—	—	—	—
421130	Tire & tube whsle . . . . .	105	741	3 438	6	2	2	—	1	1	—	—	—	—
4212	Furniture & home furnishing whsle . . . . .	936	10 302	43 978	35	17	6	2	8	1	—	—	1	—
42121	Furniture whsle . . . . .	823	9 380	39 449	20	9	2	1	6	1	—	—	1	—
421210	Furniture whsle . . . . .	823	9 380	39 449	20	9	2	1	6	1	—	—	1	—
42122	Home furnishing whsle . . . . .	113	922	4 529	15	8	4	1	2	—	—	—	—	—
421220	Home furnishing whsle . . . . .	113	922	4 529	15	8	4	1	2	—	—	—	—	—
4213	Lumber & other construction materials whsle . . . . .	953	10 036	39 825	47	13	13	6	12	1	2	—	—	—
42131	Lumber, plywood, millwork & wood panel whsle . . . . .	458	4 290	18 084	26	8	6	4	7	—	1	—	—	—
421310	Lumber, plywood, millwork & wood panel whsle . . . . .	458	4 290	18 084	26	8	6	4	7	—	1	—	—	—
42133	Roofing, siding & insulation material whsle . . . . .	(C)	(D)	(D)	3	1	—	—	1	—	1	—	—	—
42139	Other construction material whsle . . . . .	231	2 541	10 999	10	4	1	1	3	1	—	—	—	—
421390	Other construction material whsle . . . . .	231	2 541	10 999	10	4	1	1	3	1	—	—	—	—
4214	Professional & commercial equip & supp whsle . . . . .	3 998	66 214	320 597	169	59	35	27	28	12	6	2	—	—
42141	Photographic equipment & supplies whsle . . . . .	159	2 084	8 487	9	3	3	—	2	1	—	—	—	—
421410	Photographic equipment & supplies whsle . . . . .	159	2 084	8 487	9	3	3	—	2	1	—	—	—	—
42142	Office equipment whsle . . . . .	819	9 305	36 895	36	12	4	10	6	3	—	1	—	—
421420	Office equipment whsle . . . . .	819	9 305	36 895	36	12	4	10	6	3	—	1	—	—
42143	Computer & peripheral equip & software whsle . . . . .	1 821	39 676	143 939	70	27	13	12	9	4	4	1	—	—
421430	Computer & peripheral equip & software whsle . . . . .	1 821	39 676	143 939	70	27	13	12	9	4	4	1	—	—
42145	Medical, dental, hospital equip & supp whsle . . . . .	464	5 977	24 145	25	7	6	4	6	2	—	—	—	—
421450	Medical, dental, hospital equip & supp whsle . . . . .	464	5 977	24 145	25	7	6	4	6	2	—	—	—	—
42146	Ophthalmic goods whsle . . . . .	138	1 083	3 955	4	—	1	—	2	1	—	—	—	—
421460	Ophthalmic goods whsle . . . . .	138	1 083	3 955	4	—	1	—	2	1	—	—	—	—
42149	Oth professional equipment & supplies whsle . . . . .	558	7 625	101 809	14	3	4	1	3	1	2	—	—	—
421490	Oth professional equipment & supplies whsle . . . . .	558	7 625	101 809	14	3	4	1	3	1	2	—	—	—
4215	Metal & mineral (except petroleum) whsle . . . . .	739	7 267	40 862	56	31	6	9	6	3	1	—	—	—
42151	Metal service centers & offices whsle . . . . .	(F)	(D)	(D)	54	29	6	9	6	3	1	—	—	—

See footnotes at end of table.



**Table 6. Counties—Employees, Payroll, and Establishments by Industry: 2000—Con.**

[Excludes most government employees, railroad employees, and self-employed persons. Size class 1 to 4 includes establishments with payroll, but no employees, during mid-March pay period. (D) denotes figures withheld to avoid disclosing data for individual companies; the data are included in broader industry totals. Detailed industries with 100 or more employees are shown if industry was not a (D). For explanation of terms, abbreviations, and data reliability/comparability, see introductory text]

NAICS code	Industry	Number of employees for week including March 12	Payroll (\$1,000)		Total number of establishments	Number of establishments by employment-size class									
			First quarter	Annual		1 to 4	5 to 9	10 to 19	20 to 49	50 to 99	100 to 249	250 to 499	500 to 999	1,000 or more	
<b>HARTFORD—Con.</b>															
<b>Wholesale trade—Con.</b>															
42	Wholesale trade, durable goods—Con.														
421	Electrical goods whsle . . . . .	3 113	44 946	179 245	137	63	31	16	15	2	8	1	1	—	
4216	Elec equip, wiring supp, const material whsle . . . . .	1 497	23 686	98 276	63	26	13	11	9	—	3	—	1	—	
421610	Elec equip, wiring supp, const material whsle . . . . .	1 497	23 686	98 276	63	26	13	11	9	—	3	—	1	—	
42169	Other electronic parts & equipment whsle . . . . .	1 561	20 799	79 138	68	37	13	4	6	2	5	1	—	—	
421690	Other electronic parts & equipment whsle . . . . .	1 561	20 799	79 138	68	37	13	4	6	2	5	1	—	—	
4217	Hardware, plumb & heating equip & sup whsle . . . . .	981	10 075	47 034	79	25	21	22	6	5	—	—	—	—	
42171	Hardware whsle . . . . .	568	5 122	24 110	36	12	6	10	4	4	—	—	—	—	
421710	Hardware whsle . . . . .	568	5 122	24 110	36	12	6	10	4	4	—	—	—	—	
42172	Plumbing & heating equipment & supplies whsle . . . . .	172	1 843	8 568	19	5	6	7	1	—	—	—	—	—	
421720	Plumbing & heating equipment & supplies whsle . . . . .	172	1 843	8 568	19	5	6	7	1	—	—	—	—	—	
42173	Warm air heating & AC equip & supplies whsle . . . . .	201	2 805	12 920	17	4	8	3	1	1	—	—	—	—	
421730	Warm air heating & AC equip & supplies whsle . . . . .	201	2 805	12 920	17	4	8	3	1	1	—	—	—	—	
4218	Machinery, equipment & supplies whsle . . . . .	3 365	40 760	168 532	279	127	67	49	23	8	4	1	—	—	
42181	Const & mining (exc petroleum) equip whsle . . . . .	410	4 506	18 866	18	5	2	5	4	1	1	—	—	—	
421810	Const & mining (exc petroleum) equip whsle . . . . .	410	4 506	18 866	18	5	2	5	4	1	1	—	—	—	
42182	Farm & garden machinery & equipment whsle . . . . .	405	3 618	16 563	6	3	—	—	1	—	1	1	—	—	
421820	Farm & garden machinery & equipment whsle . . . . .	405	3 618	16 563	6	3	—	—	1	—	1	1	—	—	
42183	Industrial machinery & equipment whsle . . . . .	1 817	23 108	94 778	173	84	39	29	15	4	2	—	—	—	
421830	Industrial machinery & equipment whsle . . . . .	1 817	23 108	94 778	173	84	39	29	15	4	2	—	—	—	
42184	Industrial supplies whsle . . . . .	391	5 345	19 833	43	15	17	8	2	1	—	—	—	—	
421840	Industrial supplies whsle . . . . .	391	5 345	19 833	43	15	17	8	2	1	—	—	—	—	
42185	Service establishment equip & supplies whsle . . . . .	142	1 036	4 829	15	8	2	4	—	1	—	—	—	—	
421850	Service establishment equip & supplies whsle . . . . .	142	1 036	4 829	15	8	2	4	—	1	—	—	—	—	
42186	Transportation equip, supplies (exc MV) whsle . . . . .	200	3 147	13 663	24	12	7	3	1	1	—	—	—	—	
421860	Transportation equip, supplies (exc MV) whsle . . . . .	200	3 147	13 663	24	12	7	3	1	1	—	—	—	—	
4219	Miscellaneous durable goods whsle . . . . .	856	6 972	31 869	83	48	12	9	12	1	1	—	—	—	
42191	Sporting & recreational goods & supply whsle . . . . .	120	1 230	4 988	16	9	3	2	2	—	—	—	—	—	
421910	Sporting & recreational goods & supply whsle . . . . .	120	1 230	4 988	16	9	3	2	2	—	—	—	—	—	
42193	Recyclable material whsle . . . . .	419	3 159	14 167	20	6	4	5	3	1	1	—	—	—	
421930	Recyclable material whsle . . . . .	419	3 159	14 167	20	6	4	5	3	1	1	—	—	—	
42199	Other miscellaneous durable goods whsle . . . . .	158	1 582	8 032	31	23	4	1	3	—	—	—	—	—	
421990	Other miscellaneous durable goods whsle . . . . .	158	1 582	8 032	31	23	4	1	3	—	—	—	—	—	
422	Wholesale trade, nondurable goods . . . . .	8 576	89 485	360 436	372	176	60	56	41	19	14	5	1	—	
4221	Paper & paper product whsle . . . . .	797	10 589	41 997	64	32	13	8	9	1	1	—	—	—	
42211	Printing & writing paper whsle . . . . .	(C)	(D)	(D)	4	2	1	—	—	—	1	—	—	—	
42212	Stationery & office supplies whsle . . . . .	412	4 323	17 745	42	22	10	3	6	1	—	—	—	—	
422120	Stationery & office supplies whsle . . . . .	412	4 323	17 745	42	22	10	3	6	1	—	—	—	—	
42213	Industrial & personal service paper whsle . . . . .	(C)	(D)	(D)	18	8	2	5	3	—	—	—	—	—	
4222	Drugs & druggists' sundries whsle . . . . .	1 272	11 906	47 727	29	10	4	3	5	3	2	2	—	—	
42221	Drugs & druggists' sundries whsle . . . . .	1 272	11 906	47 727	29	10	4	3	5	3	2	2	—	—	
422210	Drugs & druggists' sundries whsle . . . . .	1 272	11 906	47 727	29	10	4	3	5	3	2	2	—	—	
4224	Grocery & related product whsle . . . . .	3 778	35 192	147 530	108	45	18	16	11	7	8	2	1	—	
42241	General line grocery whsle . . . . .	688	7 592	33 161	10	5	1	1	1	—	1	1	—	—	
422410	General line grocery whsle . . . . .	688	7 592	33 161	10	5	1	1	1	—	1	1	—	—	
42242	Packaged frozen food whsle . . . . .	156	1 271	5 245	10	4	2	3	—	1	—	—	—	—	
422420	Packaged frozen food whsle . . . . .	156	1 271	5 245	10	4	2	3	—	1	—	—	—	—	
42243	Dairy product (exc dried or canned) whsle . . . . .	333	3 499	13 109	7	2	1	1	1	—	2	—	—	—	
422430	Dairy product (exc dried or canned) whsle . . . . .	333	3 499	13 109	7	2	1	1	1	—	2	—	—	—	
42245	Confectionery whsle . . . . .	398	3 365	12 126	11	2	2	2	2	2	1	—	—	—	
422450	Confectionery whsle . . . . .	398	3 365	12 126	11	2	2	2	2	2	1	—	—	—	
42248	Fresh fruit & vegetable whsle . . . . .	364	2 367	11 472	10	4	—	1	3	1	1	—	—	—	
422480	Fresh fruit & vegetable whsle . . . . .	364	2 367	11 472	10	4	—	1	3	1	1	—	—	—	
42249	Other grocery & related products whsle . . . . .	1 671	15 538	66 184	48	25	8	5	4	1	3	1	1	—	
422490	Other grocery & related products whsle . . . . .	1 671	15 538	66 184	48	25	8	5	4	1	3	1	1	—	
4226	Chemical & allied products whsle . . . . .	928	14 870	50 049	56	27	7	13	7	1	—	1	—	—	
42261	Plastics materials & basic forms, shapes whsle . . . . .	298	3 825	18 262	22	7	4	6	4	1	—	—	—	—	
422610	Plastics materials & basic forms, shapes whsle . . . . .	298	3 825	18 262	22	7	4	6	4	1	—	—	—	—	
42269	Other chemical & allied products whsle . . . . .	630	11 045	31 787	34	20	3	7	3	—	—	1	—	—	
422690	Other chemical & allied products whsle . . . . .	630	11 045	31 787	34	20	3	7	3	—	—	1	—	—	
4227	Petroleum & petroleum products whsle . . . . .	122	1 379	5 684	22	17	1	3	1	—	—	—	—	—	
4228	Beer, wine, distilled alcoholic beverage whsle . . . . .	444	4 734	23 389	10	3	—	1	3	2	1	—	—	—	
42281	Beer & ale whsle . . . . .	(E)	(D)	(D)	6	1	—	—	3	1	1	—	—	—	
42282	Wine & distilled alcoholic beverage whsle . . . . .	(C)	(D)	(D)	4	2	—	1	—	1	—	—	—	—	
4229	Miscellaneous nondurable goods whsle . . . . .	1 152	9 666	39 951	62	29	12	9	5	5	2	—	—	—	
42292	Book, periodical & newspaper whsle . . . . .	554	5 205	22 207	12	4	3	—	1	3	1	—	—	—	
422920	Book, periodical & newspaper whsle . . . . .	554	5 205	22 207	12	4	3	—	1	3	1	—	—	—	
42293	Flower, nursery stock, florists' supplies whsle . . . . .	(C)	(D)	(D)	11	4	2	3	2	—	—	—	—	—	
42294	Tobacco & tobacco product whsle . . . . .	223	2 165	7 316	3	—	—	—	1	1	1	—	—	—	
422940	Tobacco & tobacco product whsle . . . . .	223	2 165	7 316	3	—	—	—	1	1	1	—	—	—	
42295	Paint, varnish & supplies whsle . . . . .	110	763	3 330	5	1	2	1	—	1	—	—	—	—	
422950	Paint, varnish & supplies whsle . . . . .	110	763	3 330	5	1	2	1	—	1	—	—	—	—	
42299	Other miscellaneous nondurable goods whsle . . . . .	103	623	2 884	27	19	4	4	—	—	—	—	—	—	
422990	Other miscellaneous nondurable goods whsle . . . . .	103	623	2 884	27	19	4	4	—	—	—	—	—	—	

See footnotes at end of table.



**Table 6. Counties—Employees, Payroll, and Establishments by Industry: 2000—Con.**

[Excludes most government employees, railroad employees, and self-employed persons. Size class 1 to 4 includes establishments with payroll, but no employees, during mid-March pay period. (D) denotes figures withheld to avoid disclosing data for individual companies; the data are included in broader industry totals. Detailed industries with 100 or more employees are shown if industry was not a (D). For explanation of terms, abbreviations, and data reliability/comparability, see introductory text]

NAICS code	Industry	Number of employees for week including March 12	Payroll (\$1,000)		Total number of establishments	Number of establishments by employment-size class									
			First quarter	Annual		1 to 4	5 to 9	10 to 19	20 to 49	50 to 99	100 to 249	250 to 499	500 to 999	1,000 or more	
<b>HARTFORD—Con.</b>															
<b>44-45 Retail trade—Con.</b>															
448	Clothing & clothing accessories stores—Con.														
4482	Shoe stores	483	1 866	8 655	76	39	29	6	1	1	—	—	—	—	
44821	Shoe stores	483	1 866	8 655	76	39	29	6	1	1	—	—	—	—	
448210	Shoe stores	483	1 866	8 655	76	39	29	6	1	1	—	—	—	—	
4483	Jewelry, luggage & leather goods stores	632	3 796	15 912	98	42	36	17	2	1	—	—	—	—	
44831	Jewelry stores	617	3 740	15 591	95	41	34	17	2	1	—	—	—	—	
448310	Jewelry stores	617	3 740	15 591	95	41	34	17	2	1	—	—	—	—	
451	Sporting goods, hobby, book & music stores	2 559	8 162	35 004	247	120	65	38	10	14	—	—	—	—	
4511	Sporting goods, hobby, musical instrument stores	1 629	5 788	25 363	167	83	41	30	4	9	—	—	—	—	
45111	Sporting goods stores	813	3 249	13 377	90	51	22	11	1	5	—	—	—	—	
451110	Sporting goods stores	813	3 249	13 377	90	51	22	11	1	5	—	—	—	—	
45112	Hobby, toy & game stores	529	1 405	6 750	41	16	8	13	—	4	—	—	—	—	
451120	Hobby, toy & game stores	529	1 405	6 750	41	16	8	13	—	4	—	—	—	—	
45113	Sewing, needlework & piece goods stores	184	599	2 282	18	6	5	5	2	—	—	—	—	—	
451130	Sewing, needlework & piece goods stores	184	599	2 282	18	6	5	5	2	—	—	—	—	—	
45114	Musical instrument & supplies stores	103	535	2 954	18	10	6	1	1	—	—	—	—	—	
451140	Musical instrument & supplies stores	103	535	2 954	18	10	6	1	1	—	—	—	—	—	
4512	Book, periodical & music stores	930	2 374	9 641	80	37	24	8	6	5	—	—	—	—	
45121	Book stores & news dealers	489	1 438	5 890	44	20	12	5	5	2	—	—	—	—	
451211	Book stores	470	1 361	5 436	35	11	12	5	5	2	—	—	—	—	
45122	Prerecorded tape, CD & record stores	441	936	3 751	36	17	12	3	1	3	—	—	—	—	
451220	Prerecorded tape, CD & record stores	441	936	3 751	36	17	12	3	1	3	—	—	—	—	
452	General merchandise stores	6 543	21 861	99 688	78	18	13	7	2	15	15	7	1	—	
4521	Department stores	5 491	18 259	84 636	33	2	—	—	—	13	10	7	1	—	
45211	Department stores	5 491	18 259	84 636	33	2	—	—	—	13	10	7	1	—	
452110	Department stores	5 491	18 259	84 636	33	2	—	—	—	13	10	7	1	—	
4529	Other general merchandise stores	1 052	3 602	15 052	45	16	13	7	2	2	5	—	—	—	
45291	Warehouse clubs & superstores	(E)	(D)	(D)	4	—	—	—	—	—	3	—	—	—	
45299	All other general merchandise stores	(F)	(D)	(D)	41	16	12	7	2	2	2	—	—	—	
453	Miscellaneous store retailers	2 638	10 281	44 169	357	180	85	64	25	3	—	—	—	—	
4531	Florists	421	1 368	5 798	81	43	25	11	2	—	—	—	—	—	
45311	Florists	421	1 368	5 798	81	43	25	11	2	—	—	—	—	—	
453110	Florists	421	1 368	5 798	81	43	25	11	2	—	—	—	—	—	
4532	Office supplies, stationery & gift stores	1 188	4 587	19 593	104	39	25	20	17	3	—	—	—	—	
45321	Office supplies & stationery stores	518	3 031	12 874	25	5	4	3	12	1	—	—	—	—	
453210	Office supplies & stationery stores	518	3 031	12 874	25	5	4	3	12	1	—	—	—	—	
45322	Gift, novelty & souvenir stores	670	1 556	6 719	79	34	21	17	5	2	—	—	—	—	
453220	Gift, novelty & souvenir stores	670	1 556	6 719	79	34	21	17	5	2	—	—	—	—	
4533	Used merchandise stores	174	560	2 495	38	23	12	3	—	—	—	—	—	—	
45331	Used merchandise stores	174	560	2 495	38	23	12	3	—	—	—	—	—	—	
453310	Used merchandise stores	174	560	2 495	38	23	12	3	—	—	—	—	—	—	
4539	Other miscellaneous store retailers	855	3 766	16 283	134	75	23	30	6	—	—	—	—	—	
45391	Pet & pet supplies stores	272	830	3 261	34	15	6	10	3	—	—	—	—	—	
453910	Pet & pet supplies stores	272	830	3 261	34	15	6	10	3	—	—	—	—	—	
45399	All other miscellaneous store retailers	551	2 675	12 417	85	47	15	20	3	—	—	—	—	—	
453998	All other misc store retailers (exc tobacco)	491	1 684	8 304	75	39	14	20	2	—	—	—	—	—	
454	Nonstore retailers	3 599	27 466	109 421	172	73	43	36	10	5	4	—	—	1	
4541	Electronic shopping & mail-order houses	2 054	15 356	61 385	26	11	5	2	3	2	—	—	—	1	
45411	Electronic shopping & mail-order houses	2 054	15 356	61 385	26	11	5	2	3	2	—	—	—	1	
454110	Electronic shopping & mail-order houses	2 054	15 356	61 385	26	11	5	2	3	2	—	—	—	1	
4542	Vending machine operators	156	935	3 699	18	10	3	4	—	1	—	—	—	—	
45421	Vending machine operators	156	935	3 699	18	10	3	4	—	1	—	—	—	—	
454210	Vending machine operators	156	935	3 699	18	10	3	4	—	1	—	—	—	—	
4543	Direct selling establishments	1 389	11 175	44 337	128	52	35	30	7	2	2	—	—	—	
45431	Fuel dealers	973	9 404	36 416	91	33	26	24	5	2	1	—	—	—	
454311	Heating oil dealers	758	7 328	28 533	73	26	21	21	3	1	1	—	—	—	
45439	Other direct selling establishments	416	1 771	7 921	37	19	9	6	2	—	—	—	—	—	
454390	Other direct selling establishments	416	1 771	7 921	37	19	9	6	2	—	—	—	—	—	
<b>48-49</b>	<b>Transportation &amp; warehousing</b>	<b>14 335</b>	<b>101 545</b>	<b>441 610</b>	<b>420</b>	<b>186</b>	<b>66</b>	<b>61</b>	<b>58</b>	<b>26</b>	<b>19</b>	<b>2</b>	<b>1</b>	<b>1</b>	
481	Air transportation	879	7 284	30 253	17	5	1	2	5	1	3	—	—	—	
4811	Scheduled air transportation	870	7 168	29 706	13	1	1	2	5	1	3	—	—	—	
48111	Scheduled air transportation	870	7 168	29 706	13	1	1	2	5	1	3	—	—	—	
484	Truck transportation	2 369	19 636	85 756	180	95	30	21	21	9	4	—	—	—	
4841	General freight trucking	1 073	9 595	39 585	77	43	14	4	8	6	2	—	—	—	
48411	General freight trucking, local	384	3 050	11 035	36	22	7	2	2	1	—	—	—	—	
484110	General freight trucking, local	384	3 050	11 035	36	22	7	2	2	1	—	—	—	—	
48412	General freight trucking, long-distance	689	6 545	28 550	41	21	7	2	6	4	1	—	—	—	
484121	General freight trucking, long-distance, TL	378	3 238	12 826	30	18	4	2	3	3	—	—	—	—	
484122	General freight trucking, long-distance, LTL	311	3 307	15 724	11	3	3	—	3	1	1	—	—	—	
4842	Specialized freight trucking	1 296	10 041	46 171	103	52	16	17	13	3	2	—	—	—	
48421	Used household & office goods moving	675	4 940	21 987	35	9	6	10	8	1	1	—	—	—	
484210	Used household & office goods moving	675	4 940	21 987	35	9	6	10	8	1	1	—	—	—	
48422	Specialized freight (exc used) trucking, local	371	2 731	13 311	44	29	7	5	1	1	1	—	—	—	
484220	Specialized freight (exc used) trucking, local	371	2 731	13 311	44	29	7	5	1	1	1	—	—	—	
48423	Specialized freight (exc used) trucking, LDist	250	2 370	10 873	24	14	3	2	4	1	—	—	—	—	
484230	Specialized freight (exc used) trucking, LDist	250	2 370	10 873	24	14	3	2	4	1	—	—	—	—	

See footnotes at end of table.

**Table 6. Counties—Employees, Payroll, and Establishments by Industry: 2000—Con.**

[Excludes most government employees, railroad employees, and self-employed persons. Size class 1 to 4 includes establishments with payroll, but no employees, during mid-March pay period. (D) denotes figures withheld to avoid disclosing data for individual companies; the data are included in broader industry totals. Detailed industries with 100 or more employees are shown if industry was not a (D). For explanation of terms, abbreviations, and data reliability/comparability, see introductory text]

NAICS code	Industry	Number of employees for week including March 12	Payroll (\$1,000)		Total number of establishments	Number of establishments by employment-size class									
			First quarter	Annual		1 to 4	5 to 9	10 to 19	20 to 49	50 to 99	100 to 249	250 to 499	500 to 999	1,000 or more	
<b>HARTFORD—Con.</b>															
<b>48-49 Transportation &amp; warehousing—Con.</b>															
485	Transit & ground passenger transportation .....	3 602	21 043	87 131	69	18	6	10	15	11	7	1	1	—	
4851	Urban transit systems .....	(F)	(D)	(D)	4	—	2	—	—	1	—	—	1	—	
48511	Urban transit systems .....	(F)	(D)	(D)	4	—	2	—	—	1	—	—	1	—	
4853	Taxi & limousine service .....	(C)	(D)	(D)	21	13	2	2	3	1	—	—	—	—	
48532	Limousine service .....	(C)	(D)	(D)	12	6	1	2	2	1	—	—	—	—	
4854	School & employee bus transportation .....	1 784	6 896	27 689	29	3	—	5	7	9	4	1	—	—	
48541	School & employee bus transportation .....	1 784	6 896	27 689	29	3	—	5	7	9	4	1	—	—	
485410	School & employee bus transportation .....	1 784	6 896	27 689	29	3	—	5	7	9	4	1	—	—	
4855	Charter bus industry .....	307	2 476	10 799	4	—	1	—	1	—	2	—	—	—	
48551	Charter bus industry .....	307	2 476	10 799	4	—	1	—	1	—	2	—	—	—	
485510	Charter bus industry .....	307	2 476	10 799	4	—	1	—	1	—	2	—	—	—	
4859	Oth transit & ground passenger transportation ..	(E)	(D)	(D)	11	2	1	3	4	—	1	—	—	—	
48599	Oth transit & ground passenger transportation ..	(E)	(D)	(D)	11	2	1	3	4	—	1	—	—	—	
485991	Special needs transportation .....	256	1 278	5 597	7	—	—	3	3	—	1	—	—	—	
488	Transportation support activities .....	1 127	10 614	42 217	80	37	15	13	12	1	2	—	—	—	
4881	Air transportation support activities .....	666	5 352	20 870	19	4	2	5	5	1	2	—	—	—	
48811	Airport operations .....	561	2 959	11 117	12	1	1	4	4	—	2	—	—	—	
48819	Other air transportation support activities ..	105	2 393	9 753	7	3	1	1	1	1	—	—	—	—	
488190	Other air transportation support activities ..	105	2 393	9 753	7	3	1	1	1	1	—	—	—	—	
4885	Freight transportation arrangement .....	370	4 697	18 830	46	24	10	6	6	—	—	—	—	—	
48851	Freight transportation arrangement .....	370	4 697	18 830	46	24	10	6	6	—	—	—	—	—	
488510	Freight transportation arrangement .....	370	4 697	18 830	46	24	10	6	6	—	—	—	—	—	
492	Couriers & messengers .....	6 044	40 085	185 248	44	16	8	8	4	4	2	1	—	1	
4921	Couriers .....	5 751	38 155	177 208	22	8	3	3	1	3	2	1	—	1	
49211	Couriers .....	5 751	38 155	177 208	22	8	3	3	1	3	2	1	—	1	
492110	Couriers .....	5 751	38 155	177 208	22	8	3	3	1	3	2	1	—	1	
4922	Local messengers & local delivery .....	293	1 930	8 040	22	8	5	5	3	1	—	—	—	—	
49221	Local messengers & local delivery .....	293	1 930	8 040	22	8	5	5	3	1	—	—	—	—	
492210	Local messengers & local delivery .....	293	1 930	8 040	22	8	5	5	3	1	—	—	—	—	
493	Warehousing & storage .....	277	2 032	8 419	21	9	4	6	1	—	1	—	—	—	
4931	Warehousing & storage .....	277	2 032	8 419	21	9	4	6	1	—	1	—	—	—	
49311	General warehousing & storage .....	(E)	(D)	(D)	19	8	4	5	1	—	1	—	—	—	
<b>51</b>	<b>Information .....</b>	<b>15 167</b>	<b>204 322</b>	<b>790 729</b>	<b>394</b>	<b>177</b>	<b>68</b>	<b>61</b>	<b>36</b>	<b>22</b>	<b>19</b>	<b>2</b>	<b>7</b>	<b>2</b>	
511	Publishing industries .....	3 342	54 547	211 737	101	37	26	18	9	6	3	1	—	1	
5111	Newspaper, periodical, book, database publishers .....	2 513	24 837	109 667	50	18	10	11	5	2	2	1	—	1	
51111	Newspaper publishers .....	2 125	21 601	96 067	16	4	2	3	3	1	1	1	—	1	
511110	Newspaper publishers .....	2 125	21 601	96 067	16	4	2	3	3	1	1	1	—	1	
51112	Periodical publishers .....	225	2 090	9 000	16	7	2	5	1	—	1	—	—	—	
511120	Periodical publishers .....	225	2 090	9 000	16	7	2	5	1	—	1	—	—	—	
51119	Other publishers .....	120	820	3 282	7	1	2	2	1	1	—	—	—	—	
511199	All other publishers .....	120	820	3 282	7	1	2	2	1	1	—	—	—	—	
5112	Software publishers .....	829	29 710	102 070	51	19	16	7	4	4	1	—	—	—	
51121	Software publishers .....	829	29 710	102 070	51	19	16	7	4	4	1	—	—	—	
511210	Software publishers .....	829	29 710	102 070	51	19	16	7	4	4	1	—	—	—	
512	Motion picture & sound recording industries .....	1 382	16 313	69 268	47	20	11	6	4	5	—	—	1	—	
5121	Motion picture & video industries .....	1 360	16 035	67 937	38	12	10	6	4	5	—	—	1	—	
51211	Motion picture & video production .....	(F)	(D)	(D)	12	4	4	2	1	—	—	—	1	—	
51213	Motion picture & video exhibition .....	491	979	4 102	16	2	4	2	3	5	—	—	—	—	
512131	Motion picture theaters (except drive-ins) ..	491	979	4 102	16	2	4	2	3	5	—	—	—	—	
513	Broadcasting & telecommunications .....	6 053	82 008	333 485	148	68	23	24	12	5	12	—	4	—	
5131	Radio & television broadcasting .....	1 004	12 099	47 986	29	12	4	5	2	1	5	—	—	—	
51311	Radio broadcasting .....	451	5 399	21 282	14	5	2	3	1	1	2	—	—	—	
51312	Television broadcasting .....	553	6 700	26 704	15	7	2	2	1	—	3	—	—	—	
513120	Television broadcasting .....	553	6 700	26 704	15	7	2	2	1	—	3	—	—	—	
5132	Cable networks & program distribution .....	1 872	28 276	111 418	10	1	2	4	—	—	1	—	2	—	
51321	Cable networks .....	(G)	(D)	(D)	3	—	—	1	—	—	—	—	2	—	
51322	Cable & other program distribution .....	(E)	(D)	(D)	7	1	2	3	—	—	1	—	—	—	
5133	Telecommunications .....	3 177	41 633	174 081	109	55	17	15	10	4	6	—	2	—	
51331	Wired telecommunications carriers .....	2 454	33 979	136 826	75	39	10	9	8	4	3	—	2	—	
513310	Wired telecommunications carriers .....	2 454	33 979	136 826	75	39	10	9	8	4	3	—	2	—	
51332	Wireless telecom carriers (exc satellite) .....	438	5 891	25 874	24	10	6	4	2	—	2	—	—	—	
513321	Paging .....	348	4 472	17 968	7	1	1	2	1	—	2	—	—	—	
51333	Telecommunications resellers .....	(E)	(D)	(D)	5	3	—	1	—	—	1	—	—	—	
514	Information & data processing services .....	4 390	51 454	176 239	98	52	8	13	11	6	4	1	2	1	
5141	Information services .....	305	2 349	13 188	45	25	6	11	3	—	—	—	—	—	
51412	Libraries & archives .....	(C)	(D)	(D)	14	7	1	5	1	—	—	—	—	—	
51419	Other information services .....	116	1 252	8 788	29	18	5	5	1	—	—	—	—	—	
5142	Data processing services .....	4 085	49 105	163 051	53	27	2	2	8	6	4	1	2	1	
51421	Data processing services .....	4 085	49 105	163 051	53	27	2	2	8	6	4	1	2	1	
514210	Data processing services .....	4 085	49 105	163 051	53	27	2	2	8	6	4	1	2	1	

See footnotes at end of table.



**Table 6. Counties—Employees, Payroll, and Establishments by Industry: 2000—Con.**

[Excludes most government employees, railroad employees, and self-employed persons. Size class 1 to 4 includes establishments with payroll, but no employees, during mid-March pay period. (D) denotes figures withheld to avoid disclosing data for individual companies; the data are included in broader industry totals. Detailed industries with 100 or more employees are shown if industry was not a (D). For explanation of terms, abbreviations, and data reliability/comparability, see introductory text]

NAICS code	Industry	Number of employees for week including March 12	Payroll (\$1,000)		Total number of establishments	Number of establishments by employment-size class									
			First quarter	Annual		1 to 4	5 to 9	10 to 19	20 to 49	50 to 99	100 to 249	250 to 499	500 to 999	1,000 or more	
<b>HARTFORD—Con.</b>															
<b>53</b>	<b>Real estate &amp; rental &amp; leasing—Con.</b>														
532	Rental & leasing services—Con.														
5324	Commercial, industrial equip rental & leasing ...	696	8 061	38 812	21	9	3	4	2	—	2	1	—	—	
53242	Office machinery & equipment rental & leasing .....	545	6 283	31 367	5	2	—	—	—	—	2	1	—	—	
532420	Office machinery & equipment rental & leasing .....	545	6 283	31 367	5	2	—	—	—	—	2	1	—	—	
533	Lessors of other nonfinancial intangible asset. ....	124	1 289	4 472	10	6	1	1	1	1	—	—	—	—	
5331	Lessors of other nonfinancial intangible asset. ...	124	1 289	4 472	10	6	1	1	1	1	—	—	—	—	
53311	Lessors of other nonfinancial intangible asset.	124	1 289	4 472	10	6	1	1	1	1	—	—	—	—	
533110	Lessors of other nonfinancial intangible asset .....	124	1 289	4 472	10	6	1	1	1	1	—	—	—	—	
<b>54</b>	<b>Professional, scientific &amp; technical services</b>	<b>29 242</b>	<b>343 434</b>	<b>1 567 581</b>	<b>2 330</b>	<b>1 446</b>	<b>409</b>	<b>243</b>	<b>126</b>	<b>56</b>	<b>34</b>	<b>14</b>	<b>1</b>	<b>1</b>	
541	Professional, scientific & technical services. ....	29 242	343 434	1 567 581	2 330	1 446	409	243	126	56	34	14	1	1	
5411	Legal services .....	5 525	67 123	298 147	698	463	121	64	30	12	7	1	—	—	
54111	Offices of lawyers .....	5 496	66 928	297 399	689	456	119	64	30	12	7	1	—	—	
541110	Offices of lawyers .....	5 496	66 928	297 399	689	456	119	64	30	12	7	1	—	—	
5412	Accounting, tax prep, bookkeep, payroll services .....	6 866	59 182	273 222	313	204	64	18	12	5	3	6	—	1	
54121	Accounting, tax prep, bookkeep, payroll services .....	6 866	59 182	273 222	313	204	64	18	12	5	3	6	—	1	
541211	Offices of certified public accountants .....	2 381	31 760	141 478	204	126	49	14	7	4	2	2	—	—	
541213	Tax preparation services .....	1 179	3 888	21 317	33	25	4	—	—	—	1	3	—	—	
541214	Payroll services .....	3 033	21 116	100 388	14	8	1	—	2	1	—	1	—	1	
541219	Other accounting services .....	273	2 418	10 039	62	45	10	4	3	—	—	—	—	—	
5413	Architectural, engineering & related services ...	4 096	46 080	217 256	306	153	54	57	26	9	6	1	—	—	
54131	Architectural services .....	633	7 686	37 645	59	33	13	7	3	2	1	—	—	—	
541310	Architectural services .....	633	7 686	37 645	59	33	13	7	3	2	1	—	—	—	
54132	Landscape architectural services .....	128	1 222	7 250	23	12	6	4	1	—	—	—	—	—	
541320	Landscape architectural services .....	128	1 222	7 250	23	12	6	4	1	—	—	—	—	—	
54133	Engineering services .....	2 561	31 564	145 424	174	85	27	35	16	7	3	1	—	—	
541330	Engineering services .....	2 561	31 564	145 424	174	85	27	35	16	7	3	1	—	—	
54137	Surveying, mapping (exc geophysical) services .....	113	990	4 464	23	13	6	4	—	—	—	—	—	—	
541370	Surveying, mapping (exc geophysical) services .....	113	990	4 464	23	13	6	4	—	—	—	—	—	—	
54138	Testing laboratories .....	635	4 427	21 465	19	3	2	6	6	—	2	—	—	—	
541380	Testing laboratories .....	635	4 427	21 465	19	3	2	6	6	—	2	—	—	—	
5414	Specialized design services .....	832	6 965	28 958	80	51	14	10	4	—	—	1	—	—	
54141	Interior design services .....	122	1 152	5 108	25	19	3	1	2	—	—	—	—	—	
541410	Interior design services .....	122	1 152	5 108	25	19	3	1	2	—	—	—	—	—	
54143	Graphic design services .....	603	4 550	18 218	43	26	10	6	—	—	—	1	—	—	
541430	Graphic design services .....	603	4 550	18 218	43	26	10	6	—	—	—	1	—	—	
5415	Computer systems design & related services ...	6 094	97 273	462 913	329	195	51	34	19	14	12	3	1	—	
54151	Computer systems design & related services .	6 094	97 273	462 913	329	195	51	34	19	14	12	3	1	—	
541511	Custom computer programming services ...	2 790	51 268	260 502	132	80	12	13	13	6	6	2	—	—	
541512	Computer systems design services .....	3 172	44 310	193 541	149	78	32	17	6	8	6	1	1	—	
5416	Management, sci & tech consulting services ....	2 156	34 334	142 658	266	184	37	19	19	3	4	—	—	—	
54161	Management consulting services .....	1 804	29 783	121 319	212	146	29	17	14	3	3	—	—	—	
541611	Admin & gen management consulting services .....	1 017	17 398	66 148	86	57	14	7	4	1	3	—	—	—	
541612	Human res & exec search consulting services .....	559	8 751	38 282	73	52	6	5	8	2	—	—	—	—	
541613	Marketing consulting services .....	146	2 681	11 267	38	27	8	2	1	—	—	—	—	—	
54162	Environmental consulting services .....	254	3 499	14 663	15	6	3	1	4	—	1	—	—	—	
541620	Environmental consulting services .....	254	3 499	14 663	15	6	3	1	4	—	1	—	—	—	
5417	Scientific R&D services .....	412	4 685	19 479	32	16	9	1	2	4	—	—	—	—	
54171	R&D in physical, engineering & life sciences..	324	4 178	17 112	25	14	5	1	2	3	—	—	—	—	
541710	R&D in physical, engineering & life sciences .....	324	4 178	17 112	25	14	5	1	2	3	—	—	—	—	
5418	Advertising & related services .....	2 093	21 503	94 367	125	69	23	18	5	6	2	2	—	—	
54181	Advertising agencies .....	499	7 729	29 541	45	24	7	8	2	4	—	—	—	—	
541810	Advertising agencies .....	499	7 729	29 541	45	24	7	8	2	4	—	—	—	—	
54184	Media representatives .....	(C)	(D)	(D)	5	3	—	—	1	—	1	—	—	—	
54186	Direct mail advertising .....	1 041	8 006	36 969	19	9	2	2	2	1	1	2	—	—	
541860	Direct mail advertising .....	1 041	8 006	36 969	19	9	2	2	2	1	1	2	—	—	
54189	Other services related to advertising .....	206	1 740	8 687	24	13	6	4	—	1	—	—	—	—	
541890	Other services related to advertising .....	206	1 740	8 687	24	13	6	4	—	1	—	—	—	—	
5419	Oth professional, scientific, technical services ..	1 168	6 289	30 581	181	111	36	22	9	3	—	—	—	—	
54191	Marketing research & public opinion polling ..	182	1 096	5 577	18	12	1	1	3	1	—	—	—	—	
541910	Marketing research & public opinion polling .....	182	1 096	5 577	18	12	1	1	3	1	—	—	—	—	
54192	Photographic services .....	(C)	(D)	(D)	51	39	8	4	—	—	—	—	—	—	
541921	Photography studios, portrait .....	135	487	2 308	41	30	8	3	—	—	—	—	—	—	
54194	Veterinary services .....	715	3 678	17 688	62	17	21	16	6	2	—	—	—	—	
541940	Veterinary services .....	715	3 678	17 688	62	17	21	16	6	2	—	—	—	—	
54199	All oth prof, scientific & technical services ..	102	696	3 765	47	40	6	1	—	—	—	—	—	—	
541990	All oth prof, scientific & technical services ..	102	696	3 765	47	40	6	1	—	—	—	—	—	—	
<b>55</b>	<b>Management of companies &amp; enterprises</b>	<b>10 904</b>	<b>207 263</b>	<b>845 825</b>	<b>176</b>	<b>66</b>	<b>26</b>	<b>24</b>	<b>19</b>	<b>17</b>	<b>15</b>	<b>5</b>	<b>3</b>	<b>1</b>	
551	Management of companies & enterprises .....	10 904	207 263	845 825	176	66	26	24	19	17	15	5	3	1	
5511	Management of companies & enterprises .....	10 904	207 263	845 825	176	66	26	24	19	17	15	5	3	1	
55111	Management of companies & enterprises .....	10 904	207 263	845 825	176	66	26	24	19	17	15	5	3	1	
551114	Corp, subsidiary & regional managing offices .....	10 563	194 272	776 751	154	53	24	21	18	15	14	5	3	1	

See footnotes at end of table.

Table 6. **Counties—Employees, Payroll, and Establishments by Industry: 2000—Con.**

[Excludes most government employees, railroad employees, and self-employed persons. Size class 1 to 4 includes establishments with payroll, but no employees, during mid-March pay period. (D) denotes figures withheld to avoid disclosing data for individual companies; the data are included in broader industry totals. Detailed industries with 100 or more employees are shown if industry was not a (D). For explanation of terms, abbreviations, and data reliability/comparability, see introductory text]

NAICS code	Industry	Number of employees for week including March 12	Payroll (\$1,000)		Total number of establishments	Number of establishments by employment-size class								
			First quarter	Annual		1 to 4	5 to 9	10 to 19	20 to 49	50 to 99	100 to 249	250 to 499	500 to 999	1,000 or more
<b>HARTFORD—Con.</b>														
<b>56</b>	<b>Admin, support, waste mgmt, remediation services.....</b>	<b>29 037</b>	<b>163 332</b>	<b>711 249</b>	<b>1 293</b>	<b>727</b>	<b>187</b>	<b>135</b>	<b>107</b>	<b>72</b>	<b>44</b>	<b>14</b>	<b>7</b>	<b>—</b>
561	Administrative & support services .....	27 403	149 141	649 119	1 251	715	185	130	93	67	41	13	7	—
5611	Office administrative services .....	2 437	25 055	101 409	81	38	11	12	13	3	2	1	1	—
56111	Office administrative services .....	2 437	25 055	101 409	81	38	11	12	13	3	2	1	1	—
561110	Office administrative services .....	2 437	25 055	101 409	81	38	11	12	13	3	2	1	1	—
5612	Facilities support services .....	314	2 357	9 405	15	6	2	3	2	2	—	—	—	—
56121	Facilities support services .....	314	2 357	9 405	15	6	2	3	2	2	—	—	—	—
561210	Facilities support services .....	314	2 357	9 405	15	6	2	3	2	2	—	—	—	—
5613	Employment services .....	12 010	58 519	251 691	178	59	12	12	23	39	25	5	3	—
56131	Employment placement agencies .....	1 283	6 624	33 083	50	23	9	5	4	5	4	—	—	—
561310	Employment placement agencies .....	1 283	6 624	33 083	50	23	9	5	4	5	4	—	—	—
56132	Temporary help services .....	10 271	48 802	204 657	123	34	3	5	19	34	21	4	3	—
561320	Temporary help services .....	10 271	48 802	204 657	123	34	3	5	19	34	21	4	3	—
56133	Employee leasing services .....	456	3 093	13 951	5	2	—	2	—	—	—	—	—	—
561330	Employee leasing services .....	456	3 093	13 951	5	2	—	2	—	—	—	1	—	—
5614	Business support services .....	1 325	9 805	38 584	107	52	20	18	12	3	2	—	—	—
56141	Document preparation services .....	148	733	3 244	15	10	2	1	1	1	—	—	—	—
561410	Document preparation services .....	148	733	3 244	15	10	1	2	1	1	—	—	—	—
56142	Telephone call centers .....	538	3 841	14 161	26	9	3	7	5	1	1	—	—	—
561421	Telephone answering services .....	211	958	3 909	14	4	1	6	3	—	—	—	—	—
561422	Telemarketing bureaus .....	327	2 883	10 252	12	5	2	1	2	1	1	—	—	—
56143	Business service centers .....	237	2 193	9 088	30	17	7	4	1	1	—	—	—	—
561439	Oth business service centers (incl copy shops) .....	196	2 078	8 586	17	6	5	4	1	1	—	—	—	—
56144	Collection agencies .....	(D)	(D)	(D)	18	9	5	1	3	—	—	—	—	—
56149	Other business support services .....	(E)	(D)	(D)	14	4	4	3	2	—	1	—	—	—
5615	Travel arrangement & reservation services .....	1 190	9 428	39 373	138	86	32	11	3	4	2	—	—	—
56151	Travel agencies .....	805	6 222	26 213	112	75	26	5	2	3	1	—	—	—
561510	Travel agencies .....	805	6 222	26 213	112	75	26	5	2	3	1	—	—	—
561519	Oth travel arrangement & reservation services .....	346	2 848	11 619	19	8	3	5	1	1	1	—	—	—
561599	All oth travel arrange & reservation services .....	297	2 616	10 671	15	6	2	5	—	1	1	—	—	—
5616	Investigation & security services .....	2 927	13 516	58 390	69	30	12	4	9	6	4	4	—	—
56161	Investigation, guard & armored car services ..	2 466	9 900	42 145	38	15	4	3	6	3	3	4	—	—
561612	Security guards & patrol services .....	2 125	7 826	32 117	17	3	1	1	4	2	2	4	—	—
56162	Security systems services .....	461	3 616	16 245	31	15	8	1	3	3	1	—	—	—
561621	Security systems services (except locksmiths) .....	437	3 401	15 125	24	10	6	1	3	3	1	—	—	—
5617	Services to buildings & dwellings .....	5 808	22 534	116 754	579	404	83	56	18	8	5	2	3	—
56171	Exterminating & pest control services .....	130	1 119	5 263	32	25	4	1	2	—	—	—	—	—
561710	Exterminating & pest control services .....	130	1 119	5 263	32	25	4	1	2	—	—	—	—	—
56172	Janitorial services .....	4 095	14 097	61 490	175	95	29	26	11	7	2	2	3	—
561720	Janitorial services .....	4 095	14 097	61 490	175	95	29	26	11	7	2	2	3	—
56173	Landscaping services .....	1 451	6 748	45 786	330	250	45	27	4	1	3	—	—	—
561730	Landscaping services .....	1 451	6 748	45 786	330	250	45	27	4	1	3	—	—	—
5619	Other support services .....	1 392	7 927	33 513	84	40	13	14	13	2	1	1	—	—
56191	Packaging & labeling services .....	(C)	(D)	(D)	7	2	—	2	1	2	—	—	—	—
56192	Convention & trade show organizers .....	(C)	(D)	(D)	14	7	2	4	1	—	—	—	—	—
56199	All other support services .....	1 092	5 810	24 216	63	31	11	8	11	—	1	1	—	—
561990	All other support services .....	1 092	5 810	24 216	63	31	11	8	11	—	1	1	—	—
562	Waste management & remediation services .....	1 634	14 191	62 130	42	12	2	5	14	5	3	1	—	—
5621	Waste collection .....	917	7 613	34 169	18	1	2	1	9	3	1	1	—	—
56211	Waste collection .....	917	7 613	34 169	18	1	2	1	9	3	1	1	—	—
5622	Waste treatment & disposal .....	315	3 183	13 043	5	2	—	—	1	1	—	—	—	—
56221	Waste treatment & disposal .....	315	3 183	13 043	5	2	—	—	1	1	—	—	—	—
5629	Remediation & oth waste management services .....	402	3 395	14 918	19	9	—	4	4	1	1	—	—	—
56291	Remediation services .....	104	932	4 441	9	3	—	4	2	—	—	—	—	—
562910	Remediation services .....	104	932	4 441	9	3	—	4	2	—	—	—	—	—
56292	Materials recovery facilities .....	(C)	(D)	(D)	2	—	—	—	1	—	1	—	—	—
56299	All other waste management services .....	(C)	(D)	(D)	8	6	—	—	1	1	—	—	—	—
<b>61</b>	<b>Educational services .....</b>	<b>10 505</b>	<b>62 827</b>	<b>260 489</b>	<b>197</b>	<b>92</b>	<b>23</b>	<b>24</b>	<b>27</b>	<b>15</b>	<b>11</b>	<b>1</b>	<b>1</b>	<b>3</b>
611	Educational services .....	10 505	62 827	260 489	197	92	23	24	27	15	11	1	1	3
6111	Elementary & secondary schools .....	3 490	27 363	109 513	44	4	3	5	15	7	8	1	—	1
61111	Elementary & secondary schools .....	3 490	27 363	109 513	44	4	3	5	15	7	8	1	—	1
611110	Elementary & secondary schools .....	3 490	27 363	109 513	44	4	3	5	15	7	8	1	—	1
6112	Junior colleges .....	(E)	(D)	(D)	4	—	—	—	1	2	1	—	—	—
61121	Junior colleges .....	(E)	(D)	(D)	4	—	—	—	1	2	1	—	—	—
6113	Colleges, universities & professional schools ...	5 228	25 565	109 042	10	3	1	1	—	1	1	—	1	2
61131	Colleges, universities & professional schools .	5 228	25 565	109 042	10	3	1	1	—	1	1	—	1	2
611310	Colleges, universities & professional schools .....	5 228	25 565	109 042	10	3	1	1	—	1	1	—	1	2
6114	Business schools & computer & mgt training ...	407	3 505	15 029	23	11	4	4	2	1	1	—	—	—
61141	Business & secretarial schools .....	195	1 116	4 548	3	—	1	—	1	—	1	—	—	—
611410	Business & secretarial schools .....	195	1 116	4 548	3	—	1	—	1	—	1	—	—	—
61142	Computer training .....	185	2 083	9 367	13	6	2	3	1	1	—	—	—	—
611420	Computer training .....	185	2 083	9 367	13	6	2	3	1	1	—	—	—	—
6115	Technical & trade schools .....	363	1 749	7 504	17	7	2	3	2	3	—	—	—	—
61151	Technical & trade schools .....	363	1 749	7 504	17	7	2	3	2	3	—	—	—	—
611519	Other technical & trade schools .....	326	1 631	7 010	10	3	1	2	3	—	—	—	—	—
6116	Other schools & instruction .....	(F)	(D)	(D)	85	56	13	10	5	1	—	—	—	—
61161	Fine arts schools .....	173	830	2 894	29	20	3	5	1	—	—	—	—	—
611610	Fine arts schools .....	173	830	2 894	29	20	3	5	1	—	—	—	—	—
61169	All other schools & instruction .....	268	864	3 826	30	19	5	3	2	1	—	—	—	—
611699	All other miscellaneous schools & instruction .....	134	429	1 893	8	4	2	—	1	1	—	—	—	—

See footnotes at end of table.

**Table 6. Counties—Employees, Payroll, and Establishments by Industry: 2000—Con.**

[Excludes most government employees, railroad employees, and self-employed persons. Size class 1 to 4 includes establishments with payroll, but no employees, during mid-March pay period. (D) denotes figures withheld to avoid disclosing data for individual companies; the data are included in broader industry totals. Detailed industries with 100 or more employees are shown if industry was not a (D). For explanation of terms, abbreviations, and data reliability/comparability, see introductory text]

NAICS code	Industry	Number of employees for week including March 12	Payroll (\$1,000)		Total number of establishments	Number of establishments by employment-size class								
			First quarter	Annual		1 to 4	5 to 9	10 to 19	20 to 49	50 to 99	100 to 249	250 to 499	500 to 999	1,000 or more
<b>HARTFORD—Con.</b>														
<b>62</b>	<b>Health care and social assistance . . . . .</b>	<b>61 639</b>	<b>494 297</b>	<b>2 102 991</b>	<b>2 394</b>	<b>1 038</b>	<b>547</b>	<b>388</b>	<b>238</b>	<b>62</b>	<b>88</b>	<b>21</b>	<b>6</b>	<b>6</b>
621	Ambulatory health care services . . . . .	19 521	187 529	853 981	1 638	841	407	212	119	29	19	8	3	—
6211	Offices of physicians . . . . .	5 916	86 395	418 044	703	381	149	99	60	10	4	—	—	—
62111	Offices of physicians . . . . .	5 916	86 395	418 044	703	381	149	99	60	10	4	—	—	—
621111	Offices of physicians (exc mental health) . . . . .	5 672	84 166	408 492	655	341	145	98	58	9	4	—	—	—
621112	Offices of physicians, mental health . . . . .	244	2 229	9 552	48	40	4	1	2	1	—	—	—	—
6212	Offices of dentists . . . . .	3 021	24 273	114 690	453	189	169	78	17	—	—	—	—	—
62121	Offices of dentists . . . . .	3 021	24 273	114 690	453	189	169	78	17	—	—	—	—	—
621210	Offices of dentists . . . . .	3 021	24 273	114 690	453	189	169	78	17	—	—	—	—	—
6213	Offices of other health practitioners . . . . .	1 774	11 763	49 603	287	202	60	12	9	2	1	1	—	—
62131	Offices of chiropractors . . . . .	240	1 547	6 206	73	55	16	1	—	—	—	—	—	—
621310	Offices of chiropractors . . . . .	240	1 547	6 206	73	55	16	1	—	—	—	—	—	—
62132	Offices of optometrists . . . . .	246	1 455	6 994	60	44	12	2	2	—	—	—	—	—
621320	Offices of optometrists . . . . .	246	1 455	6 994	60	44	12	2	2	—	—	—	—	—
62134	Offices of PT, OT, speech therapy & audiology . . . . .	705	5 645	23 341	40	20	12	5	1	—	1	1	—	—
621340	Offices of PT, OT, speech therapy & audiology . . . . .	705	5 645	23 341	40	20	12	5	1	—	1	1	—	—
62139	Offices of all other health practitioners . . . . .	485	2 467	10 033	75	48	18	3	4	2	—	—	—	—
621391	Offices of podiatrists . . . . .	146	995	4 167	38	29	8	—	1	—	—	—	—	—
621399	Offices of all other misc health practitioners . . . . .	339	1 472	5 866	37	19	10	3	3	2	—	—	—	—
6214	Outpatient care centers . . . . .	2 643	18 664	76 514	73	20	15	9	17	6	4	1	1	—
62142	Outpatient mental health, substance abuse ctrs . . . . .	1 522	10 784	46 279	25	7	4	3	7	—	2	1	1	—
621420	Outpatient mental health, substance abuse ctrs . . . . .	1 522	10 784	46 279	25	7	4	3	7	—	2	1	1	—
62149	Other outpatient care centers . . . . .	1 059	7 563	28 905	42	12	9	4	9	6	2	—	—	—
621498	All other outpatient care centers . . . . .	713	5 162	21 303	29	11	5	1	6	5	1	—	—	—
6215	Medical & diagnostic laboratories . . . . .	1 727	18 266	82 897	57	33	8	4	6	2	1	2	1	—
62151	Medical & diagnostic laboratories . . . . .	1 727	18 266	82 897	57	33	8	4	6	2	1	2	1	—
621511	Medical laboratories . . . . .	1 037	9 814	39 727	26	21	1	—	—	2	—	1	1	—
621512	Diagnostic Imaging centers . . . . .	690	8 452	43 170	31	12	7	4	6	—	1	1	—	—
6216	Home health care services . . . . .	3 161	17 835	69 152	46	11	3	7	7	7	8	2	1	—
62161	Home health care services . . . . .	3 161	17 835	69 152	46	11	3	7	7	7	8	2	1	—
621610	Home health care services . . . . .	3 161	17 835	69 152	46	11	3	7	7	7	8	2	1	—
6219	Other ambulatory health care services . . . . .	1 279	10 333	43 081	19	5	3	3	3	2	1	2	—	—
62191	Ambulance services . . . . .	567	3 109	14 168	10	3	1	2	1	2	—	1	—	—
621910	Ambulance services . . . . .	567	3 109	14 168	10	3	1	2	1	2	—	1	—	—
62199	All other ambulatory health care services . . . . .	712	7 224	28 913	9	2	2	1	2	—	1	1	—	—
622	Hospitals . . . . .	17 677	172 159	697 711	14	—	—	—	1	—	2	3	2	6
6221	General medical & surgical hospitals . . . . .	16 100	155 054	633 289	10	—	—	—	1	—	—	2	1	6
62211	General medical & surgical hospitals . . . . .	16 100	155 054	633 289	10	—	—	—	1	—	—	2	1	6
622110	General medical & surgical hospitals . . . . .	16 100	155 054	633 289	10	—	—	—	1	—	—	2	1	6
6222	Psychiatric & substance abuse hospitals . . . . .	(E)	(D)	(D)	1	—	—	—	—	—	—	1	—	—
62221	Psychiatric & substance abuse hospitals . . . . .	(E)	(D)	(D)	1	—	—	—	—	—	—	1	—	—
6223	Other specialty hospitals . . . . .	(G)	(D)	(D)	3	—	—	—	—	—	2	—	1	—
62231	Other specialty hospitals . . . . .	(G)	(D)	(D)	3	—	—	—	—	—	2	—	1	—
623	Nursing & residential care facilities . . . . .	15 595	97 655	397 132	220	27	31	52	30	15	56	8	1	—
6231	Nursing care facilities . . . . .	12 334	82 021	330 038	82	5	3	3	4	8	50	8	1	—
62311	Nursing care facilities . . . . .	12 334	82 021	330 038	82	5	3	3	4	8	50	8	1	—
623110	Nursing care facilities . . . . .	12 334	82 021	330 038	82	5	3	3	4	8	50	8	1	—
6232	Residential mental retardation, health facil . . . . .	1 304	6 314	27 072	66	10	8	30	15	1	2	—	—	—
62321	Residential mental retardation facilities . . . . .	937	4 329	18 787	48	9	7	21	9	—	—	—	—	—
623210	Residential mental retardation facilities . . . . .	937	4 329	18 787	48	9	7	21	9	—	—	—	—	—
62322	Residential mental health, subst abuse facil . . . . .	367	1 985	8 285	18	1	1	9	6	1	—	—	—	—
623220	Residential mental health, subst abuse facil . . . . .	367	1 985	8 285	18	1	1	9	6	1	—	—	—	—
6233	Community care facilities for the elderly . . . . .	1 596	7 407	32 326	45	8	13	9	5	6	4	—	—	—
62331	Community care facilities for the elderly . . . . .	1 596	7 407	32 326	45	8	13	9	5	6	4	—	—	—
623311	Continuing care retirement communities . . . . .	669	3 021	13 808	7	1	—	1	1	1	3	—	—	—
623312	Homes for the elderly . . . . .	927	4 386	18 518	38	7	13	8	4	5	1	—	—	—
6239	Other residential care facilities . . . . .	361	1 913	7 696	27	4	7	10	6	—	—	—	—	—
62399	Other residential care facilities . . . . .	361	1 913	7 696	27	4	7	10	6	—	—	—	—	—
623990	Other residential care facilities . . . . .	361	1 913	7 696	27	4	7	10	6	—	—	—	—	—
624	Social assistance . . . . .	8 846	36 954	154 167	522	170	109	124	88	18	11	2	—	—
6241	Individual & family services . . . . .	3 833	17 318	74 409	179	65	38	36	21	9	8	2	—	—
62411	Child & youth services . . . . .	435	2 122	8 855	30	8	8	8	5	—	1	—	—	—
624110	Child & youth services . . . . .	435	2 122	8 855	30	8	8	8	5	—	1	—	—	—
62412	Services for elderly & disabled persons . . . . .	1 797	6 971	29 609	56	16	10	14	6	6	2	2	—	—
624120	Services for elderly & disabled persons . . . . .	1 797	6 971	29 609	56	16	10	14	6	6	2	2	—	—
62419	Other individual & family services . . . . .	1 601	8 225	35 945	93	41	20	14	10	3	5	—	—	—
624190	Other individual & family services . . . . .	1 601	8 225	35 945	93	41	20	14	10	3	5	—	—	—
6242	Community, emergency & other relief services . . . . .	520	2 762	10 850	37	15	7	6	8	1	—	—	—	—
62421	Community food services . . . . .	(C)	(D)	(D)	13	7	4	—	1	1	—	—	—	—
62422	Community housing services . . . . .	308	1 424	5 770	19	5	2	6	6	—	—	—	—	—
624221	Temporary shelters . . . . .	236	1 009	4 144	11	1	—	5	5	—	—	—	—	—
6243	Vocational rehabilitation services . . . . .	1 366	6 286	25 411	52	15	10	8	11	5	3	—	—	—
62431	Vocational rehabilitation services . . . . .	1 366	6 286	25 411	52	15	10	8	11	5	3	—	—	—
624310	Vocational rehabilitation services . . . . .	1 366	6 286	25 411	52	15	10	8	11	5	3	—	—	—
6244	Child day care services . . . . .	3 127	10 588	43 497	254	75	54	74	48	3	—	—	—	—
62441	Child day care services . . . . .	3 127	10 588	43 497	254	75	54	74	48	3	—	—	—	—
624410	Child day care services . . . . .	3 127	10 588	43 497	254	75	54	74	48	3	—	—	—	—

See footnotes at end of table.



**Table 6. Counties—Employees, Payroll, and Establishments by Industry: 2000—Con.**

[Excludes most government employees, railroad employees, and self-employed persons. Size class 1 to 4 includes establishments with payroll, but no employees, during mid-March pay period. (D) denotes figures withheld to avoid disclosing data for individual companies; the data are included in broader industry totals. Detailed industries with 100 or more employees are shown if industry was not a (D). For explanation of terms, abbreviations, and data reliability/comparability, see introductory text]

NAICS code	Industry	Number of employees for week including March 12	Payroll (\$1,000)		Total number of establishments	Number of establishments by employment-size class								
			First quarter	Annual		1 to 4	5 to 9	10 to 19	20 to 49	50 to 99	100 to 249	250 to 499	500 to 999	1,000 or more
<b>HARTFORD—Con.</b>														
<b>71</b>	<b>Arts, entertainment &amp; recreation</b>	<b>4 940</b>	<b>19 435</b>	<b>90 922</b>	<b>290</b>	<b>140</b>	<b>36</b>	<b>51</b>	<b>39</b>	<b>16</b>	<b>7</b>	<b>1</b>		
711	Performing arts, spectator sports & related industries	1 318	4 906	20 964	60	37	8	7	3	1	3	1		
7111	Performing arts companies	540	1 806	7 334	22	13	4	2		1	2			
71111	Theater companies & dinner theaters	311	1 078	4 203	11	6	1	2		1	1			
711110	Theater companies & dinner theaters	311	1 078	4 203	11	6	1	2		1	1			
71113	Musical groups & artists	210	685	2 913	7	5	1							
711130	Musical groups & artists	210	685	2 913	7	5	1							
7112	Spectator sports	106	540	2 337	13	8	1	2	2					
71121	Spectator sports	106	540	2 337	13	8	1	2	2					
7113	Promoters of entertainment events	611	2 404	10 309	10	5	1	2			1	1		
71131	Promoters of entertainment events with facility	(F)	(D)	(D)	6	2	1	1			1	1		
712	Museums, historical sites & like institutions	588	3 191	12 409	31	12	4	7	4	3	1			
7121	Museums, historical sites & like institutions	588	3 191	12 409	31	12	4	7	4	3	1			
71211	Museums	488	2 799	10 632	21	7	2	5	3	3	1			
712110	Museums	488	2 799	10 632	21	7	2	5	3	3	1			
713	Amusement, gambling & recreation industries	3 034	11 338	57 549	199	91	24	37	32	12	3			
7131	Amusement parks & arcades	(C)	(D)	(D)	9	4	2	1	1	1				
7132	Gambling industries	(C)	(D)	(D)	3			1	1	1				
71329	Other gambling industries	(C)	(D)	(D)	3			1	1	1				
7139	Other amusement & recreation industries	2 785	10 339	51 236	187	87	22	35	30	10	3			
71391	Golf courses & country clubs	774	4 302	26 242	38	13	8	5	6	6				
713910	Golf courses & country clubs	774	4 302	26 242	38	13	8	5	6	6				
71394	Fitness & recreational sports centers	1 429	4 007	16 574	83	36	7	17	17	3	3			
713940	Fitness & recreational sports centers	1 429	4 007	16 574	83	36	7	17	17	3	3			
71395	Bowling centers	313	914	3 924	17	3	1	7	6					
713950	Bowling centers	313	914	3 924	17	3	1	7	6					
71399	All other amusement & recreation industries	(C)	(D)	(D)	47	34	6	6	1					
<b>72</b>	<b>Accommodation &amp; food services</b>	<b>28 146</b>	<b>91 169</b>	<b>390 841</b>	<b>1 686</b>	<b>655</b>	<b>323</b>	<b>269</b>	<b>305</b>	<b>99</b>	<b>33</b>	<b>2</b>		
721	Accommodation	2 787	12 385	53 900	79	27	3	11	25	5	7	1		
7211	Traveler accommodation	(H)	(D)	(D)	77	25	3	11	25	5	7	1		
72111	Hotels (exc casino hotels) & motels	(H)	(D)	(D)	75	24	3	11	24	5	7	1		
722	Food services & drinking places	25 359	78 784	336 941	1 607	628	320	258	280	94	26	1		
7221	Full-service restaurants	12 541	40 149	164 591	645	240	120	88	118	64	14	1		
72211	Full-service restaurants	12 541	40 149	164 591	645	240	120	88	118	64	14	1		
722110	Full-service restaurants	12 541	40 149	164 591	645	240	120	88	118	64	14	1		
7222	Limited-service eating places	8 568	24 435	105 434	640	230	128	125	135	20	2			
72221	Limited-service eating places	8 568	24 435	105 434	640	230	128	125	135	20	2			
722211	Limited-service restaurants	6 143	17 953	78 008	436	162	76	79	103	15	1			
722213	Snack & nonalcoholic beverage bars	2 381	6 344	26 847	192	59	50	45	32	5	1			
7223	Special food services	3 438	11 988	56 908	182	67	48	28	20	9	10			
72231	Food service contractors	2 546	9 606	43 656	127	34	43	19	17	7	7			
722310	Food service contractors	2 546	9 606	43 656	127	34	43	19	17	7	7			
72232	Caterers	861	2 291	12 894	44	23	5	8	3	2	3			
722320	Caterers	861	2 291	12 894	44	23	5	8	3	2	3			
7224	Drinking places (alcoholic beverages)	812	2 212	10 008	140	91	24	17	7	1				
72241	Drinking places (alcoholic beverages)	812	2 212	10 008	140	91	24	17	7	1				
722410	Drinking places (alcoholic beverages)	812	2 212	10 008	140	91	24	17	7	1				
<b>81</b>	<b>Other services (except public administration)</b>	<b>19 258</b>	<b>111 355</b>	<b>469 555</b>	<b>2 608</b>	<b>1 500</b>	<b>620</b>	<b>311</b>	<b>138</b>	<b>27</b>	<b>10</b>	<b>1</b>	<b>1</b>	
811	Repair & maintenance	4 849	36 131	154 136	802	479	184	98	35	4	2			
8111	Automotive repair & maintenance	3 088	19 649	84 142	584	349	145	72	18					
81111	Automotive mechanical & electrical R&M	1 364	8 997	39 018	316	210	75	28	3					
811111	General automotive repair	1 115	7 253	30 732	255	171	59	22	3					
811112	Automotive body, paint, interior & glass repair	984	7 462	31 661	172	99	40	27	6					
8111121	Automotive body, paint & interior R&M	849	6 259	26 730	150	87	36	22	5					
8111122	Automotive glass replacement shops	135	1 203	4 931	22	12	4	5	1					
81119	Other automotive R&M	740	3 190	13 463	96	40	30	17	9					
811192	Car washes	403	1 468	6 104	64	34	19	7	4					
8112	Electronic & precision equipment R&M	428	4 891	19 919	53	31	9	6	6	1				
81121	Electronic & precision equipment R&M	428	4 891	19 919	53	31	9	6	6	1				
811212	Computer & office machine R&M	177	2 254	9 163	21	11	5	2	3					
811213	Communication equipment R&M	116	1 402	5 483	7	3	2		1	1				
8113	Commercial equipment (exc auto & elec) R&M	986	9 471	40 793	95	47	17	18	9	3	1			
81131	Commercial equipment (exc auto & elec) R&M	986	9 471	40 793	95	47	17	18	9	3	1			
811310	Commercial equipment (exc auto & elec) R&M	986	9 471	40 793	95	47	17	18	9	3	1			
8114	Personal & household goods R&M	347	2 120	9 282	70	52	13	2	2		1			
81141	Home, garden equipment & appliance R&M	222	1 410	6 144	28	18	7	1	1		1			
811412	Appliance repair & maintenance	174	1 170	5 099	15	9	3	1	1		1			
812	Personal & laundry services	5 418	25 056	108 467	862	539	197	83	34	5	4			
8121	Personal care services	2 235	8 754	38 564	485	335	100	38	11		1			
81211	Hair, nail & skin care services	2 085	8 440	37 099	452	310	96	37	8		1			
812111	Barber shops	121	461	1 964	38	33	2	2	1					
812112	Beauty salons	1 891	7 738	34 033	390	256	93	34	6		1			
81219	Other personal care services	150	314	1 465	33	25	4	1	3					
812191	Diet & weight reducing centers	100	109	435	8	3	2		3					

See footnotes at end of table.

**Table 6. Counties—Employees, Payroll, and Establishments by Industry: 2000—Con.**

[Excludes most government employees, railroad employees, and self-employed persons. Size class 1 to 4 includes establishments with payroll, but no employees, during mid-March pay period. (D) denotes figures withheld to avoid disclosing data for individual companies; the data are included in broader industry totals. Detailed industries with 100 or more employees are shown if industry was not a (D). For explanation of terms, abbreviations, and data reliability/comparability, see introductory text]

NAICS code	Industry	Number of employees for week including March 12	Payroll (\$1,000)		Total number of establishments	Number of establishments by employment-size class									
			First quarter	Annual		1 to 4	5 to 9	10 to 19	20 to 49	50 to 99	100 to 249	250 to 499	500 to 999	1,000 or more	
<b>HARTFORD—Con.</b>															
<b>81</b>	<b>Other services (except public administration)—Con.</b>														
812	Personal & laundry services—Con.														
8122	Death care services	445	3 304	15 891	72	32	24	14	2	—	—	—	—	—	
81221	Funeral homes	331	2 551	12 404	54	22	21	11	—	—	—	—	—	—	
812210	Funeral homes	331	2 551	12 404	54	22	21	11	—	—	—	—	—	—	
81222	Cemeteries & crematories	114	753	3 487	18	10	3	3	2	—	—	—	—	—	
812220	Cemeteries & crematories	114	753	3 487	18	10	3	3	2	—	—	—	—	—	
8123	Drycleaning & laundry services	1 341	6 189	25 536	149	85	36	12	11	4	1	—	—	—	
81231	Coin-operated laundries & drycleaners	(C)	(D)	(D)	39	25	13	—	1	—	—	—	—	—	
81232	Drycleaning & laundry services (exc coin-op)	812	3 229	13 160	104	59	22	11	10	2	—	—	—	—	
812320	Drycleaning & laundry services (exc coin-op)	812	3 229	13 160	104	59	22	11	10	2	—	—	—	—	
81233	Linen & uniform supply	(E)	(D)	(D)	6	1	1	1	—	2	1	—	—	—	
8129	Other personal services	1 397	6 809	28 476	156	87	37	19	10	1	2	—	—	—	
81291	Pet care (except veterinary) services	183	513	2 580	38	24	9	3	2	—	—	—	—	—	
812910	Pet care (except veterinary) services	183	513	2 580	38	24	9	3	2	—	—	—	—	—	
81292	Photofinishing	434	3 219	12 399	31	15	10	2	3	—	1	—	—	—	
812921	Photofinishing laboratories (except one-hour)	340	2 798	10 651	17	8	5	1	2	—	1	—	—	—	
81293	Parking lots & garages	408	1 814	7 497	54	24	15	13	2	—	—	—	—	—	
812930	Parking lots & garages	408	1 814	7 497	54	24	15	13	2	—	—	—	—	—	
81299	All other personal services	372	1 263	6 000	33	24	3	1	3	1	1	—	—	—	
812990	All other personal services	372	1 263	6 000	33	24	3	1	3	1	1	—	—	—	
813	Religious, grantmaking, civic, prof & like organizations	8 991	50 168	206 952	944	482	239	130	69	18	4	1	1	—	
8131	Religious organizations	4 175	15 810	63 172	415	179	115	65	45	10	1	—	—	—	
81311	Religious organizations	4 175	15 810	63 172	415	179	115	65	45	10	1	—	—	—	
813110	Religious organizations	4 175	15 810	63 172	415	179	115	65	45	10	1	—	—	—	
8132	Grantmaking & giving services	531	4 405	18 478	57	33	12	7	4	—	1	—	—	—	
81321	Grantmaking & giving services	531	4 405	18 478	57	33	12	7	4	—	1	—	—	—	
813212	Voluntary health organizations	162	1 195	5 144	19	5	7	6	1	—	—	—	—	—	
813219	Other grantmaking & giving services	278	2 215	9 177	11	4	3	1	2	—	1	—	—	—	
8133	Social advocacy organizations	547	3 349	14 243	49	25	14	4	5	—	1	—	—	—	
81331	Social advocacy organizations	547	3 349	14 243	49	25	14	4	5	—	1	—	—	—	
813311	Human rights organizations	250	1 219	5 593	13	9	3	—	—	—	—	—	—	—	
813319	Other social advocacy organizations	246	1 841	7 592	30	13	9	4	4	—	—	—	—	—	
8134	Civic & social organizations	1 171	4 093	16 389	126	68	34	11	8	4	1	—	—	—	
81341	Civic & social organizations	1 171	4 093	16 389	126	68	34	11	8	4	1	—	—	—	
813410	Civic & social organizations	1 171	4 093	16 389	126	68	34	11	8	4	1	—	—	—	
8139	Business, labor, political, like organizations	2 567	22 511	94 670	297	177	64	43	7	4	—	1	1	—	
81391	Business associations	1 119	12 571	51 542	56	31	13	8	2	—	—	1	1	—	
813910	Business associations	1 119	12 571	51 542	56	31	13	8	2	—	—	1	1	—	
81392	Professional organizations	191	1 528	6 353	33	19	9	4	1	—	—	—	—	—	
813920	Professional organizations	191	1 528	6 353	33	19	9	4	1	—	—	—	—	—	
81393	Labor unions & similar labor organizations	815	5 987	25 057	104	50	26	23	2	3	—	—	—	—	
813930	Labor unions & similar labor organizations	815	5 987	25 057	104	50	26	23	2	3	—	—	—	—	
81399	Oth similar organizations (exc business, prof, labor, pol)	391	2 063	9 732	88	65	13	7	2	1	—	—	—	—	
813990	Oth similar organizations (exc business, prof, labor, pol)	391	2 063	9 732	88	65	13	7	2	1	—	—	—	—	
<b>95</b>	<b>Auxiliaries (exc corporate, subsidiary &amp; regional mgt)</b>	<b>4 627</b>	<b>55 105</b>	<b>211 137</b>	<b>44</b>	<b>13</b>	<b>6</b>	<b>8</b>	<b>3</b>	<b>5</b>	<b>1</b>	<b>5</b>	<b>3</b>	<b>—</b>	
<b>99</b>	<b>Unclassified establishments</b>	<b>426</b>	<b>1 712</b>	<b>9 028</b>	<b>311</b>	<b>290</b>	<b>16</b>	<b>4</b>	<b>1</b>	<b>—</b>	<b>—</b>	<b>—</b>	<b>—</b>	<b>—</b>	
<b>LITCHFIELD</b>															
	<b>Total</b>	<b>58 918</b>	<b>440 212</b>	<b>1 885 504</b>	<b>5 192</b>	<b>3 108</b>	<b>975</b>	<b>542</b>	<b>363</b>	<b>106</b>	<b>72</b>	<b>18</b>	<b>7</b>	<b>1</b>	
<b>11</b>	<b>Forestry, fishing, hunting, and agriculture support</b>	<b>(B)</b>	<b>(D)</b>	<b>(D)</b>	<b>14</b>	<b>13</b>	<b>—</b>	<b>1</b>	<b>—</b>	<b>—</b>	<b>—</b>	<b>—</b>	<b>—</b>	<b>—</b>	
<b>21</b>	<b>Mining</b>	<b>99</b>	<b>661</b>	<b>3 600</b>	<b>9</b>	<b>3</b>	<b>2</b>	<b>2</b>	<b>2</b>	<b>—</b>	<b>—</b>	<b>—</b>	<b>—</b>	<b>—</b>	
<b>22</b>	<b>Utilities</b>	<b>205</b>	<b>3 055</b>	<b>12 438</b>	<b>8</b>	<b>1</b>	<b>—</b>	<b>4</b>	<b>2</b>	<b>1</b>	<b>—</b>	<b>—</b>	<b>—</b>	<b>—</b>	
221	Utilities	205	3 055	12 438	8	1	—	4	2	1	—	—	—	—	
2211	Elec pwr generation, transmsn & distribution	(C)	(D)	(D)	4	—	—	1	2	1	—	—	—	—	
22112	Electric pwr transmsn, control & distribution	(C)	(D)	(D)	2	—	—	—	1	1	—	—	—	—	
<b>23</b>	<b>Construction</b>	<b>3 805</b>	<b>33 213</b>	<b>165 752</b>	<b>766</b>	<b>556</b>	<b>117</b>	<b>61</b>	<b>24</b>	<b>6</b>	<b>2</b>	<b>—</b>	<b>—</b>	<b>—</b>	
233	Building, developing & general contracting	833	6 893	32 214	206	155	31	14	6	—	—	—	—	—	
2332	Residential building construction	585	4 614	20 997	177	142	25	8	2	—	—	—	—	—	
23321	Single-family housing construction	564	4 514	20 515	169	135	24	8	2	—	—	—	—	—	
233210	Single-family housing construction	564	4 514	20 515	169	135	24	8	2	—	—	—	—	—	
2333	Nonresidential building construction	238	2 236	10 970	23	7	6	6	4	—	—	—	—	—	
23332	Commercial & institutional bldg construction	174	1 496	7 604	18	6	5	4	3	—	—	—	—	—	
233320	Commercial & institutional bldg construction	174	1 496	7 604	18	6	5	4	3	—	—	—	—	—	
234	Heavy construction	541	6 405	35 234	41	18	7	8	6	1	1	—	—	—	
2341	Highway, street, bridge & tunnel construction	181	2 788	15 922	13	7	1	1	3	1	—	—	—	—	
23411	Highway & street construction	(C)	(D)	(D)	12	7	1	1	2	1	—	—	—	—	
2349	Other heavy construction	360	3 617	19 312	28	11	6	7	3	—	1	—	—	—	
23499	All other heavy construction	261	2 661	13 579	17	8	5	1	2	—	1	—	—	—	
234990	All other heavy construction	261	2 661	13 579	17	8	5	1	2	—	1	—	—	—	

See footnotes at end of table.

**Table 6. Counties—Employees, Payroll, and Establishments by Industry: 2000—Con.**

[Excludes most government employees, railroad employees, and self-employed persons. Size class 1 to 4 includes establishments with payroll, but no employees, during mid-March pay period. (D) denotes figures withheld to avoid disclosing data for individual companies; the data are included in broader industry totals. Detailed industries with 100 or more employees are shown if industry was not a (D). For explanation of terms, abbreviations, and data reliability/comparability, see introductory text]

NAICS code	Industry	Number of employees for week including March 12	Payroll (\$1,000)		Total number of establishments	Number of establishments by employment-size class								
			First quarter	Annual		1 to 4	5 to 9	10 to 19	20 to 49	50 to 99	100 to 249	250 to 499	500 to 999	1,000 or more
<b>LITCHFIELD—Con.</b>														
<b>23 Construction—Con.</b>														
235	Special trade contractors	2 431	19 915	98 304	519	383	79	39	12	5	1	—	—	—
2351	Plumbing, heating & AC contractor	450	3 776	18 627	101	69	16	13	3	—	—	—	—	—
23511	Plumbing, heating & AC contractor	450	3 776	18 627	101	69	16	13	3	—	—	—	—	—
235110	Plumbing, heating & AC contractor	450	3 776	18 627	101	69	16	13	3	—	—	—	—	—
2352	Painting & wall covering contractors	139	531	2 541	42	33	6	2	1	—	—	—	—	—
23521	Painting & wall covering contractors	139	531	2 541	42	33	6	2	1	—	—	—	—	—
235210	Painting & wall covering contractors	139	531	2 541	42	33	6	2	1	—	—	—	—	—
2353	Electrical contractors	609	5 825	26 967	90	57	19	9	3	1	1	—	—	—
23531	Electrical contractors	609	5 825	26 967	90	57	19	9	3	1	1	—	—	—
235310	Electrical contractors	609	5 825	26 967	90	57	19	9	3	1	1	—	—	—
2354	Masonry, drywall, insulation, tile contractors	160	1 000	5 275	34	26	6	1	—	1	—	—	—	—
23541	Masonry & stone contractors	128	818	4 451	24	19	4	—	—	1	—	—	—	—
235410	Masonry & stone contractors	128	818	4 451	24	19	4	—	—	1	—	—	—	—
2355	Carpentry & floor contractors	223	1 490	7 478	79	65	9	5	—	—	—	—	—	—
23551	Carpentry contractors	188	1 192	6 145	71	60	7	4	—	—	—	—	—	—
235510	Carpentry contractors	188	1 192	6 145	71	60	7	4	—	—	—	—	—	—
2356	Roofing, siding, & sheet metal contractors	136	1 165	5 161	34	29	1	2	2	—	—	—	—	—
23561	Roofing, siding, & sheet metal contractors	136	1 165	5 161	34	29	1	2	2	—	—	—	—	—
235610	Roofing, siding, & sheet metal contractors	136	1 165	5 161	34	29	1	2	2	—	—	—	—	—
2357	Concrete contractors	272	2 348	12 067	35	27	4	1	1	2	—	—	—	—
23571	Concrete contractors	272	2 348	12 067	35	27	4	1	1	2	—	—	—	—
235710	Concrete contractors	272	2 348	12 067	35	27	4	1	1	2	—	—	—	—
2359	Other special trade contractors	393	3 388	18 416	96	72	17	4	2	1	—	—	—	—
23593	Excavation contractors	152	1 037	5 935	56	45	10	1	—	—	—	—	—	—
235930	Excavation contractors	152	1 037	5 935	56	45	10	1	—	—	—	—	—	—
23599	All other special trade contractors	204	2 114	11 364	30	20	5	2	2	1	—	—	—	—
235990	All other special trade contractors	204	2 114	11 364	30	20	5	2	2	1	—	—	—	—
<b>31-33 Manufacturing</b>														
311	Food mfg	307	2 938	10 833	12	6	1	1	3	—	1	—	—	—
3119	Other food mfg	(C)	(D)	(D)	4	1	1	—	1	—	1	—	—	—
31199	All other food mfg	(C)	(D)	(D)	2	—	1	—	—	—	1	—	—	—
313	Textile mills	(F)	(D)	(D)	5	1	—	—	—	—	2	1	—	—
3131	Fiber, yarn & thread mills	(F)	(D)	(D)	3	—	—	—	—	—	2	1	—	—
31311	Fiber, yarn & thread mills	(F)	(D)	(D)	3	—	—	—	—	—	2	1	—	—
314	Textile product mills	199	1 758	8 357	7	4	1	—	1	—	1	—	—	—
3149	Other textile product mills	(C)	(D)	(D)	5	2	1	—	1	—	1	—	—	—
31491	Textile bag & canvas mills	195	1 739	8 242	4	1	1	—	1	—	1	—	—	—
314912	Canvas & related product mills	195	1 739	8 242	4	1	1	—	1	—	1	—	—	—
321	Wood product mfg	219	1 514	6 375	25	14	4	5	1	1	—	—	—	—
3219	Other wood product mfg	(C)	(D)	(D)	19	10	3	4	1	1	—	—	—	—
322	Paper mfg	(G)	(D)	(D)	4	1	—	—	—	1	1	—	1	—
3221	Pulp, paper & paperboard mills	(F)	(D)	(D)	1	—	—	—	—	—	—	—	1	—
32212	Paper mills	(F)	(D)	(D)	1	—	—	—	—	—	—	—	1	—
3222	Converted paper product mfg	(C)	(D)	(D)	3	1	—	—	—	1	1	—	—	—
32221	Paperboard container mfg	(C)	(D)	(D)	3	1	—	—	—	1	1	—	—	—
323	Printing & related support activities	622	4 203	18 817	25	14	3	2	3	1	1	1	—	—
3231	Printing & related support activities	622	4 203	18 817	25	14	3	2	3	1	1	1	—	—
32311	Printing	622	4 203	18 817	25	14	3	2	3	1	1	1	—	—
323110	Commercial lithographic printing	114	956	5 206	13	8	1	1	3	—	—	—	—	—
325	Chemical mfg	(C)	(D)	(D)	10	4	3	—	3	—	—	—	—	—
326	Plastics & rubber products mfg	1 130	9 243	43 107	22	4	5	2	5	2	3	1	—	—
3261	Plastics product mfg	(G)	(D)	(D)	21	4	4	2	5	2	3	1	—	—
32615	Foam product (exc polystyrene) mfg	(C)	(D)	(D)	2	—	—	—	—	1	1	—	—	—
32619	Other plastics product mfg	909	7 871	32 003	17	3	4	2	4	1	2	1	—	—
327	Nonmetallic mineral product mfg	305	2 894	13 064	15	7	1	2	3	2	—	—	—	—
3273	Cement & concrete product mfg	108	937	4 225	4	—	—	1	3	—	—	—	—	—
332	Fabricated metal product mfg	4 656	47 248	187 572	138	42	27	21	20	17	10	1	—	—
3321	Forging & stamping	1 449	16 723	67 985	31	10	4	3	4	5	5	—	—	—
33211	Forging & stamping	1 449	16 723	67 985	31	10	4	3	4	5	5	—	—	—
332116	Metal stamping	1 032	12 498	50 268	27	9	4	2	4	5	3	—	—	—
3326	Spring & wire product mfg	190	1 724	7 181	5	1	1	—	1	2	—	—	—	—
33261	Spring & wire product mfg	190	1 724	7 181	5	1	1	—	1	2	—	—	—	—
3327	Mach shops, turn prod, screw, nut, bolt mfg	1 279	12 203	51 667	62	17	14	14	10	6	1	—	—	—
33271	Machine shops	672	6 766	26 822	39	16	9	8	3	2	1	—	—	—
332710	Machine shops	672	6 766	26 822	39	16	9	8	3	2	1	—	—	—
33272	Turned product & screw, nut & bolt mfg	607	5 437	24 845	23	1	5	6	7	4	—	—	—	—
332721	Precision turned product mfg	409	3 215	15 122	18	1	5	5	5	2	—	—	—	—
332722	Bolt, nut, screw, rivet & washer mfg	198	2 222	9 723	5	—	—	1	2	2	—	—	—	—
3328	Coating, engrave, heat treating & oth activity	851	7 503	28 655	10	2	2	—	1	1	4	—	—	—
33281	Coating, engrave, heat treating & oth activity	851	7 503	28 655	10	2	2	—	1	1	4	—	—	—
332813	Electropl, plating, polish, anodize, coloring	808	7 264	27 457	6	1	—	—	—	1	4	—	—	—
3329	Other fabricated metal product mfg	706	7 714	25 675	17	6	3	3	2	2	—	1	—	—
33291	Metal valve mfg	(C)	(D)	(D)	2	—	1	—	—	1	—	—	—	—
33299	All other fabricated metal product mfg	(F)	(D)	(D)	15	6	2	3	2	1	—	1	—	—
332991	Ball & roller bearing mfg	509	5 752	20 956	5	2	—	—	1	1	—	1	—	—

See footnotes at end of table.

**Table 6. Counties—Employees, Payroll, and Establishments by Industry: 2000—Con.**

[Excludes most government employees, railroad employees, and self-employed persons. Size class 1 to 4 includes establishments with payroll, but no employees, during mid-March pay period. (D) denotes figures withheld to avoid disclosing data for individual companies; the data are included in broader industry totals. Detailed industries with 100 or more employees are shown if industry was not a (D). For explanation of terms, abbreviations, and data reliability/comparability, see introductory text]

NAICS code	Industry	Number of employees for week including March 12	Payroll (\$1,000)		Total number of establishments	Number of establishments by employment-size class								
			First quarter	Annual		1 to 4	5 to 9	10 to 19	20 to 49	50 to 99	100 to 249	250 to 499	500 to 999	1,000 or more
<b>LITCHFIELD—Con.</b>														
<b>31-33 Manufacturing—Con.</b>														
333	Machinery mfg .....	763	7 142	30 152	59	21	13	14	9	2	-	-	-	-
3332	Industrial machinery mfg .....	305	2 777	11 515	14	4	1	5	2	2	-	-	-	-
33329	Other industrial machinery mfg .....	(E)	(D)	(D)	13	3	1	5	2	2	-	-	-	-
333298	All other industrial machinery mfg .....	142	1 432	5 302	7	2	1	2	1	1	-	-	-	-
3335	Metalworking machinery mfg .....	223	1 848	7 988	29	13	8	5	3	-	-	-	-	-
33351	Metalworking machinery mfg .....	223	1 848	7 988	29	13	8	5	3	-	-	-	-	-
333514	Special die, tool, die set, jig & fixture mfg ..	117	972	4 134	17	8	5	3	1	-	-	-	-	-
3339	Other general purpose machinery mfg .....	156	1 811	7 292	9	2	1	3	3	-	-	-	-	-
33399	All other general purpose machinery mfg .....	(C)	(D)	(D)	8	2	1	2	3	-	-	-	-	-
334	Computer & electronic product mfg .....	1 222	9 503	44 473	23	9	4	1	4	2	1	2	-	-
3344	Semiconductor & oth electronic component mfg .....	842	6 029	29 392	13	4	2	1	2	2	1	1	-	-
33441	Semiconductor & oth electronic component mfg .....	842	6 029	29 392	13	4	2	1	2	2	1	1	-	-
3345	Nav, measuring, medical, control instruments mfg .....	(E)	(D)	(D)	8	3	2	-	2	-	-	1	-	-
33451	Nav, measuring, medical, control instruments mfg .....	(E)	(D)	(D)	8	3	2	-	2	-	-	1	-	-
335	Electrical equip, appliance & component mfg .....	1 198	11 201	55 705	16	1	2	1	9	1	-	1	1	-
3353	Electrical equipment mfg .....	(C)	(D)	(D)	5	-	1	-	3	1	-	-	-	-
33531	Electrical equipment mfg .....	(C)	(D)	(D)	5	-	1	-	3	1	-	-	-	-
3359	Other electrical equipment & component mfg ...	978	9 314	44 173	10	1	1	1	5	-	-	1	1	-
33593	Wiring device mfg .....	(F)	(D)	(D)	7	-	1	1	3	-	-	1	1	-
336	Transportation equipment mfg .....	1 352	12 498	48 529	11	1	3	1	3	-	1	-	2	-
3363	Motor vehicle parts mfg .....	(G)	(D)	(D)	5	1	1	-	1	-	-	-	2	-
33631	Motor vehicle gas engine & engine parts mfg .	(F)	(D)	(D)	1	-	-	-	-	-	-	-	1	-
33636	Motor vehicle seating & interior trim mfg .....	(F)	(D)	(D)	2	1	-	-	-	-	-	-	1	-
3364	Aerospace product & parts mfg .....	(C)	(D)	(D)	3	-	1	-	1	-	1	-	-	-
33641	Aerospace product & parts mfg .....	(C)	(D)	(D)	3	-	1	-	1	-	1	-	-	-
337	Furniture & related product mfg .....	179	1 253	5 310	20	10	3	4	3	-	-	-	-	-
3371	HH & institutional furniture & kitchen cabinet mfg .....	(C)	(D)	(D)	18	9	3	4	2	-	-	-	-	-
33712	Household & institutional furniture mfg .....	(C)	(D)	(D)	8	3	1	2	2	-	-	-	-	-
339	Miscellaneous mfg .....	1 392	12 612	49 735	30	10	7	3	5	2	1	1	1	-
3391	Medical equipment & supplies mfg .....	(F)	(D)	(D)	5	2	1	-	1	-	-	-	1	-
33911	Medical equipment & supplies mfg .....	(F)	(D)	(D)	5	2	1	-	1	-	-	-	1	-
3399	Other miscellaneous mfg .....	(F)	(D)	(D)	25	8	6	3	4	2	1	1	-	-
33992	Sporting & athletic goods mfg .....	(E)	(D)	(D)	3	1	-	1	-	-	-	1	-	-
33999	All other misc mfg .....	326	2 962	10 503	11	3	4	-	1	2	1	-	-	-
339993	Fastener, button, needle & pin mfg .....	219	2 056	9 034	6	2	1	-	1	1	1	-	-	-
<b>42</b>	<b>Wholesale trade .....</b>	<b>1 929</b>	<b>19 938</b>	<b>89 566</b>	<b>236</b>	<b>144</b>	<b>44</b>	<b>26</b>	<b>15</b>	<b>5</b>	<b>2</b>	-	-	-
421	Wholesale trade, durable goods .....	1 226	12 604	54 713	178	113	34	20	7	3	1	-	-	-
4211	Motor vehicle, motor vehicle pt & supply whsle .	164	1 358	6 384	20	8	6	4	2	-	-	-	-	-
4214	Professional & commercial equip & supp whsle .	205	2 169	10 843	24	15	5	1	2	1	-	-	-	-
4216	Electrical goods whsle .....	194	2 710	8 564	15	9	4	1	-	-	1	-	-	-
42169	Other electronic parts & equipment whsle ....	161	2 478	7 402	10	8	1	-	-	-	1	-	-	-
421690	Other electronic parts & equipment whsle ..	161	2 478	7 402	10	8	1	-	-	-	1	-	-	-
4218	Machinery, equipment & supplies whsle .....	399	3 634	17 269	58	35	11	10	-	2	-	-	-	-
42183	Industrial machinery & equipment whsle ....	254	2 531	12 674	34	23	6	3	-	2	-	-	-	-
421830	Industrial machinery & equipment whsle ...	254	2 531	12 674	34	23	6	3	-	2	-	-	-	-
422	Wholesale trade, nondurable goods .....	703	7 334	34 853	58	31	10	6	8	2	1	-	-	-
4224	Grocery & related product whsle .....	291	3 355	16 250	16	8	3	2	1	1	1	-	-	-
42249	Other grocery & related products whsle ....	248	3 140	15 303	6	1	1	1	1	1	1	-	-	-
422490	Other grocery & related products whsle ....	248	3 140	15 303	6	1	1	1	1	1	1	-	-	-
4227	Petroleum & petroleum products whsle .....	161	1 692	6 446	8	4	1	-	2	1	-	-	-	-
<b>44-45</b>	<b>Retail trade .....</b>	<b>8 968</b>	<b>50 791</b>	<b>214 462</b>	<b>792</b>	<b>417</b>	<b>185</b>	<b>88</b>	<b>74</b>	<b>15</b>	<b>9</b>	<b>4</b>	-	-
441	Motor vehicle & parts dealers .....	1 376	12 344	54 898	83	20	16	19	26	2	-	-	-	-
4411	Automobile dealers .....	1 109	10 629	47 509	47	7	4	9	25	2	-	-	-	-
44111	New car dealers .....	1 066	10 404	46 603	38	2	1	8	25	2	-	-	-	-
441110	New car dealers .....	1 066	10 404	46 603	38	2	1	8	25	2	-	-	-	-
4413	Automotive parts, accessories & tire stores .....	205	1 137	5 221	28	11	9	7	1	-	-	-	-	-
44131	Automotive parts, accessories & tire stores ...	137	652	2 639	22	9	8	5	-	-	-	-	-	-
441310	Automotive parts, accessories & tire stores .	137	652	2 639	22	9	8	5	-	-	-	-	-	-
442	Furniture & home furnishing stores .....	215	1 149	4 918	47	34	8	4	1	-	-	-	-	-
4422	Home furnishings stores .....	145	735	3 113	32	24	5	2	1	-	-	-	-	-
443	Electronics & appliance stores .....	115	795	3 234	24	12	10	2	-	-	-	-	-	-
4431	Electronics & appliance stores .....	115	795	3 234	24	12	10	2	-	-	-	-	-	-
444	Bldg material & garden equip & supp dealers .....	957	6 157	27 594	93	46	24	9	12	1	1	-	-	-
4441	Building material & supplies dealers .....	813	5 604	23 777	65	27	20	6	10	1	1	-	-	-
44411	Home centers .....	(C)	(D)	(D)	4	1	-	-	2	-	1	-	-	-
44413	Hardware stores .....	(C)	(D)	(D)	15	4	7	2	1	1	-	-	-	-
44419	Other building material dealers .....	380	3 536	15 626	39	15	13	4	7	-	-	-	-	-
444190	Other building material dealers .....	380	3 536	15 626	39	15	13	4	7	-	-	-	-	-
4442	Lawn & garden equip & supplies stores .....	144	553	3 817	28	19	4	3	2	-	-	-	-	-
44422	Nursery & garden centers .....	128	480	3 470	23	15	3	3	2	-	-	-	-	-
444220	Nursery & garden centers .....	128	480	3 470	23	15	3	3	2	-	-	-	-	-

See footnotes at end of table.

**Table 6. Counties—Employees, Payroll, and Establishments by Industry: 2000—Con.**

[Excludes most government employees, railroad employees, and self-employed persons. Size class 1 to 4 includes establishments with payroll, but no employees, during mid-March pay period. (D) denotes figures withheld to avoid disclosing data for individual companies; the data are included in broader industry totals. Detailed industries with 100 or more employees are shown if industry was not a (D). For explanation of terms, abbreviations, and data reliability/comparability, see introductory text]

NAICS code	Industry	Number of employees for week including March 12	Payroll (\$1,000)		Total number of establishments	Number of establishments by employment-size class																				
			First quarter	Annual		1 to 4	5 to 9	10 to 19	20 to 49	50 to 99	100 to 249	250 to 499	500 to 999	1,000 or more												
<b>LITCHFIELD—Con.</b>																										
<b>44-45 Retail trade—Con.</b>																										
445	Food & beverage stores .....	2 414	10 295	39 585	119	66	23	6	11	6	5	2	—	—												
4451	Grocery stores .....	2 258	9 813	37 419	61	21	11	5	11	6	5	2	—	—												
44511	Grocery (except convenience) stores .....	2 195	9 642	36 754	47	13	6	4	11	6	5	2	—	—												
445110	Grocery (except convenience) stores .....	2 195	9 642	36 754	47	13	6	4	11	6	5	2	—	—												
4453	Beer, wine & liquor stores .....	129	431	1 914	46	35	11	—	—	—	—	—	—	—												
44531	Beer, wine & liquor stores .....	129	431	1 914	46	35	11	—	—	—	—	—	—	—												
445310	Beer, wine & liquor stores .....	129	431	1 914	46	35	11	—	—	—	—	—	—	—												
446	Health & personal care stores .....	665	3 035	12 821	57	23	10	12	12	—	—	—	—	—												
4461	Health & personal care stores .....	665	3 035	12 821	57	23	10	12	12	—	—	—	—	—												
44611	Pharmacies & drug stores .....	576	2 708	11 425	37	6	8	12	11	—	—	—	—	—												
446110	Pharmacies & drug stores .....	576	2 708	11 425	37	6	8	12	11	—	—	—	—	—												
447	Gasoline stations .....	436	1 698	7 289	80	33	39	7	1	—	—	—	—	—												
4471	Gasoline stations .....	436	1 698	7 289	80	33	39	7	1	—	—	—	—	—												
44711	Gasoline stations with convenience stores .....	305	1 176	4 994	46	12	27	6	1	—	—	—	—	—												
447110	Gasoline stations with convenience stores .....	305	1 176	4 994	46	12	27	6	1	—	—	—	—	—												
44719	Other gasoline stations .....	131	522	2 295	34	21	12	1	—	—	—	—	—	—												
447190	Other gasoline stations .....	131	522	2 295	34	21	12	1	—	—	—	—	—	—												
448	Clothing & clothing accessories stores .....	432	1 384	6 262	69	46	14	5	3	1	—	—	—	—												
4481	Clothing stores .....	350	1 031	4 724	47	31	8	4	3	1	—	—	—	—												
44812	Women's clothing stores .....	118	322	1 616	23	15	5	3	—	—	—	—	—	—												
448120	Women's clothing stores .....	118	322	1 616	23	15	5	3	—	—	—	—	—	—												
44814	Family clothing stores .....	202	618	2 722	12	6	1	1	3	1	—	—	—	—												
448140	Family clothing stores .....	202	618	2 722	12	6	1	1	3	1	—	—	—	—												
451	Sporting goods, hobby, book & music stores .....	198	605	2 653	51	37	9	5	—	—	—	—	—	—												
4511	Sporting goods, hobby, musical instrument stores .....	147	450	2 028	38	28	7	3	—	—	—	—	—	—												
452	General merchandise stores .....	914	3 011	12 621	16	3	4	—	1	5	2	1	—	—												
4521	Department stores .....	798	2 571	10 775	7	—	—	—	—	4	2	1	—	—												
45211	Department stores .....	798	2 571	10 775	7	—	—	—	—	4	2	1	—	—												
452110	Department stores .....	798	2 571	10 775	7	—	—	—	—	4	2	1	—	—												
4529	Other general merchandise stores .....	116	440	1 846	9	3	4	—	1	1	—	—	—	—												
453	Miscellaneous store retailers .....	443	1 559	7 775	93	64	16	8	5	—	—	—	—	—												
4533	Used merchandise stores .....	103	597	3 149	27	21	4	1	1	—	—	—	—	—												
45331	Used merchandise stores .....	103	597	3 149	27	21	4	1	1	—	—	—	—	—												
453310	Used merchandise stores .....	103	597	3 149	27	21	4	1	1	—	—	—	—	—												
4539	Other miscellaneous store retailers .....	146	416	2 229	27	18	5	2	2	—	—	—	—	—												
454	Nonstore retailers .....	803	8 759	34 812	60	33	12	11	2	—	1	1	—	—												
4541	Electronic shopping & mail-order houses .....	531	6 416	25 578	19	12	1	4	—	—	1	1	—	—												
45411	Electronic shopping & mail-order houses .....	531	6 416	25 578	19	12	1	4	—	—	1	1	—	—												
454110	Electronic shopping & mail-order houses .....	531	6 416	25 578	19	12	1	4	—	—	1	1	—	—												
4543	Direct selling establishments .....	261	2 295	9 030	37	17	11	7	2	—	—	—	—	—												
45431	Fuel dealers .....	209	1 884	7 107	25	8	9	6	2	—	—	—	—	—												
454311	Heating oil dealers .....	179	1 663	6 145	18	4	6	6	2	—	—	—	—	—												
<b>48-49 Transportation &amp; warehousing .....</b>														<b>1 253</b>	<b>6 316</b>	<b>27 425</b>	<b>80</b>	<b>37</b>	<b>14</b>	<b>9</b>	<b>14</b>	<b>3</b>	<b>3</b>	—	—	—
484	Truck transportation .....	453	3 053	14 186	43	25	8	3	5	1	1	—	—	—												
4841	General freight trucking .....	108	882	3 616	12	7	1	2	2	—	—	—	—	—												
4842	Specialized freight trucking .....	345	2 171	10 570	31	18	7	1	3	1	1	—	—	—												
48421	Used household & office goods moving .....	286	1 732	8 368	8	1	1	1	3	1	1	—	—	—												
484210	Used household & office goods moving .....	286	1 732	8 368	8	1	1	1	3	1	1	—	—	—												
485	Transit & ground passenger transportation .....	673	2 367	8 731	27	5	5	5	9	2	1	—	—	—												
4854	School & employee bus transportation .....	528	1 903	6 845	14	—	2	2	7	2	1	—	—	—												
48541	School & employee bus transportation .....	528	1 903	6 845	14	—	2	2	7	2	1	—	—	—												
485410	School & employee bus transportation .....	528	1 903	6 845	14	—	2	2	7	2	1	—	—	—												
492	Couriers & messengers .....	(C)	(D)	(D)	2	1	—	—	—	—	1	—	—	—												
4921	Couriers .....	(C)	(D)	(D)	1	—	—	—	—	—	1	—	—	—												
49211	Couriers .....	(C)	(D)	(D)	1	—	—	—	—	—	1	—	—	—												
<b>51 Information .....</b>														<b>1 498</b>	<b>9 766</b>	<b>40 883</b>	<b>85</b>	<b>37</b>	<b>15</b>	<b>15</b>	<b>9</b>	<b>7</b>	<b>1</b>	<b>1</b>	—	—
511	Publishing industries .....	538	3 674	14 818	23	9	4	1	4	4	1	—	—	—												
5111	Newspaper, periodical, book, database publishers .....	(F)	(D)	(D)	20	7	4	—	4	4	1	—	—	—												
51111	Newspaper publishers .....	348	2 446	8 815	10	2	1	—	4	2	1	—	—	—												
511110	Newspaper publishers .....	348	2 446	8 815	10	2	1	—	4	2	1	—	—	—												
512	Motion picture & sound recording industries .....	120	441	2 508	19	12	2	3	2	—	—	—	—	—												
5121	Motion picture & video industries .....	(C)	(D)	(D)	14	8	1	3	2	—	—	—	—	—												
513	Broadcasting & telecommunications .....	404	4 453	17 973	20	5	5	4	3	3	—	—	—	—												
5132	Cable networks & program distribution .....	(C)	(D)	(D)	6	—	3	1	—	2	—	—	—	—												
51322	Cable & other program distribution .....	151	1 175	4 687	5	—	2	1	—	2	—	—	—	—												
513220	Cable & other program distribution .....	151	1 175	4 687	5	—	2	1	—	2	—	—	—	—												
5133	Telecommunications .....	(C)	(D)	(D)	11	4	2	1	3	1	—	—	—	—												
51331	Wired telecommunications carriers .....	(C)	(D)	(D)	9	4	1	—	3	1	—	—	—	—												
514	Information & data processing services .....	436	1 198	5 584	23	11	4	7	—	—	—	1	—	—												
5141	Information services .....	436	1 198	5 584	23	11	4	7	—	—	—	1	—	—												
51412	Libraries & archives .....	(C)	(D)	(D)	17	7	3	7	—	—	—	—	—	—												
51419	Other information services .....	(E)	(D)	(D)	6	4	1	—	—	—	—	1	—	—												

See footnotes at end of table.

**Table 6. Counties—Employees, Payroll, and Establishments by Industry: 2000—Con.**

[Excludes most government employees, railroad employees, and self-employed persons. Size class 1 to 4 includes establishments with payroll, but no employees, during mid-March pay period. (D) denotes figures withheld to avoid disclosing data for individual companies; the data are included in broader industry totals. Detailed industries with 100 or more employees are shown if industry was not a (D). For explanation of terms, abbreviations, and data reliability/comparability, see introductory text]

NAICS code	Industry	Number of employees for week including March 12	Payroll (\$1,000)		Total number of establishments	Number of establishments by employment-size class								
			First quarter	Annual		1 to 4	5 to 9	10 to 19	20 to 49	50 to 99	100 to 249	250 to 499	500 to 999	1,000 or more
<b>LITCHFIELD—Con.</b>														
<b>52</b>	<b>Finance &amp; insurance</b> .....	<b>1 532</b>	<b>13 824</b>	<b>58 619</b>	<b>201</b>	<b>107</b>	<b>64</b>	<b>16</b>	<b>8</b>	<b>5</b>	<b>1</b>	—	—	—
522	Credit intermediation & related activities .....	1 152	9 408	40 052	101	30	46	14	5	5	1	—	—	—
5221	Depository credit intermediation .....	1 126	9 100	37 764	90	21	44	14	5	5	1	—	—	—
52211	Commercial banking .....	449	4 193	16 314	39	7	22	5	3	2	—	—	—	—
522110	Commercial banking .....	449	4 193	16 314	39	7	22	5	3	2	—	—	—	—
52212	Savings institutions .....	633	4 642	20 367	44	10	20	8	2	3	1	—	—	—
522120	Savings institutions .....	633	4 642	20 367	44	10	20	8	2	3	1	—	—	—
524	Insurance carriers & related activities .....	(E)	(D)	(D)	66	47	14	2	3	—	—	—	—	—
5242	Agencies & other insurance related activities ...	(E)	(D)	(D)	61	42	14	2	3	—	—	—	—	—
52421	Insurance agencies & brokerages .....	300	2 816	12 932	59	41	13	2	3	—	—	—	—	—
524210	Insurance agencies & brokerages .....	300	2 816	12 932	59	41	13	2	3	—	—	—	—	—
<b>53</b>	<b>Real estate &amp; rental &amp; leasing</b> .....	<b>446</b>	<b>2 632</b>	<b>12 984</b>	<b>141</b>	<b>115</b>	<b>21</b>	<b>1</b>	<b>4</b>	—	—	—	—	—
531	Real estate .....	273	1 819	8 769	107	94	11	—	2	—	—	—	—	—
5311	Lessors of real estate .....	149	560	2 842	44	37	5	—	2	—	—	—	—	—
532	Rental & leasing services .....	(C)	(D)	(D)	33	20	10	1	2	—	—	—	—	—
5322	Consumer goods rental .....	131	313	1 582	17	8	6	1	2	—	—	—	—	—
53223	Video tape & disc rental .....	108	183	786	11	5	3	1	2	—	—	—	—	—
532230	Video tape & disc rental .....	108	183	786	11	5	3	1	2	—	—	—	—	—
<b>54</b>	<b>Professional, scientific &amp; technical services</b> .....	<b>1 822</b>	<b>18 381</b>	<b>78 412</b>	<b>444</b>	<b>335</b>	<b>66</b>	<b>33</b>	<b>8</b>	—	<b>2</b>	—	—	—
541	Professional, scientific & technical services .....	1 822	18 381	78 412	444	335	66	33	8	—	2	—	—	—
5411	Legal services .....	326	2 491	10 999	102	82	13	6	1	—	—	—	—	—
54111	Offices of lawyers .....	(E)	(D)	(D)	100	80	13	6	1	—	—	—	—	—
5412	Accounting, tax prep, bookkeep, payroll services .....	(C)	(D)	(D)	56	40	12	3	1	—	—	—	—	—
54121	Accounting, tax prep, bookkeep, payroll services .....	(C)	(D)	(D)	56	40	12	3	1	—	—	—	—	—
541211	Offices of certified public accountants .....	137	870	3 464	39	26	11	1	1	—	—	—	—	—
5413	Architectural, engineering & related services ...	327	2 951	13 023	86	65	13	6	2	—	—	—	—	—
54133	Engineering services .....	133	1 481	6 231	25	16	5	3	1	—	—	—	—	—
541330	Engineering services .....	133	1 481	6 231	25	16	5	3	1	—	—	—	—	—
5414	Specialized design services .....	107	826	3 431	23	17	5	—	1	—	—	—	—	—
5415	Computer systems design & related services ...	136	1 887	8 890	50	42	4	4	—	—	—	—	—	—
54151	Computer systems design & related services ...	136	1 887	8 890	50	42	4	4	—	—	—	—	—	—
5416	Management, sci & tech consulting services .....	220	3 132	10 793	55	48	3	2	1	—	1	—	—	—
54161	Management consulting services .....	177	2 724	8 682	42	37	3	—	1	—	1	—	—	—
541611	Admin & gen management consulting services .....	124	2 087	5 010	21	19	1	—	—	—	1	—	—	—
5417	Scientific R&D services .....	(C)	(D)	(D)	4	2	1	—	—	—	1	—	—	—
54171	R&D in physical, engineering & life sciences..	(C)	(D)	(D)	3	1	1	—	—	—	1	—	—	—
5419	Oth professional, scientific, technical services ..	280	1 449	6 992	44	20	12	10	2	—	—	—	—	—
54194	Veterinary services .....	213	1 106	4 979	24	6	9	7	2	—	—	—	—	—
541940	Veterinary services .....	213	1 106	4 979	24	6	9	7	2	—	—	—	—	—
<b>55</b>	<b>Management of companies &amp; enterprises</b> ..	<b>1 145</b>	<b>20 915</b>	<b>77 544</b>	<b>11</b>	<b>6</b>	—	—	<b>2</b>	<b>1</b>	—	<b>1</b>	<b>1</b>	—
551	Management of companies & enterprises .....	1 145	20 915	77 544	11	6	—	—	2	1	—	1	1	—
5511	Management of companies & enterprises .....	1 145	20 915	77 544	11	6	—	—	2	1	—	1	1	—
55111	Management of companies & enterprises .....	1 145	20 915	77 544	11	6	—	—	2	1	—	1	1	—
<b>56</b>	<b>Admin, support, waste mgt, remediation services</b> .....	<b>1 733</b>	<b>8 492</b>	<b>43 327</b>	<b>325</b>	<b>242</b>	<b>47</b>	<b>19</b>	<b>11</b>	<b>4</b>	<b>2</b>	—	—	—
561	Administrative & support services .....	1 574	7 072	37 039	306	232	43	17	8	4	2	—	—	—
5613	Employment services .....	552	2 168	9 495	17	7	2	—	3	3	2	—	—	—
56132	Temporary help services .....	494	1 979	8 837	9	1	1	—	2	3	2	—	—	—
561320	Temporary help services .....	494	1 979	8 837	9	1	1	—	2	3	2	—	—	—
5614	Business support services .....	105	718	2 382	22	15	3	3	1	—	—	—	—	—
5617	Services to buildings & dwellings .....	674	2 573	16 918	211	169	28	11	2	1	—	—	—	—
56172	Janitorial services .....	248	783	3 539	49	35	7	6	—	1	—	—	—	—
561720	Janitorial services .....	248	783	3 539	49	35	7	6	—	1	—	—	—	—
56173	Landscaping services .....	367	1 562	11 903	143	119	19	3	2	—	—	—	—	—
561730	Landscaping services .....	367	1 562	11 903	143	119	19	3	2	—	—	—	—	—
562	Waste management & remediation services .....	159	1 420	6 288	19	10	4	2	3	—	—	—	—	—
<b>61</b>	<b>Educational services</b> .....	<b>2 616</b>	<b>17 253</b>	<b>71 414</b>	<b>65</b>	<b>30</b>	<b>5</b>	<b>8</b>	<b>8</b>	<b>6</b>	<b>6</b>	<b>2</b>	—	—
611	Educational services .....	2 616	17 253	71 414	65	30	5	8	8	6	6	2	—	—
6111	Elementary & secondary schools .....	2 217	14 677	60 544	27	4	2	2	6	6	5	2	—	—
61111	Elementary & secondary schools .....	2 217	14 677	60 544	27	4	2	2	6	6	5	2	—	—
611110	Elementary & secondary schools .....	2 217	14 677	60 544	27	4	2	2	6	6	5	2	—	—
6116	Other schools & instruction .....	316	2 214	9 298	26	18	2	4	1	—	1	—	—	—
61169	All other schools & instruction .....	254	1 972	8 050	9	4	1	2	1	—	1	—	—	—

See footnotes at end of table.

**Table 6. Counties—Employees, Payroll, and Establishments by Industry: 2000—Con.**

[Excludes most government employees, railroad employees, and self-employed persons. Size class 1 to 4 includes establishments with payroll, but no employees, during mid-March pay period. (D) denotes figures withheld to avoid disclosing data for individual companies; the data are included in broader industry totals. Detailed industries with 100 or more employees are shown if industry was not a (D). For explanation of terms, abbreviations, and data reliability/comparability, see introductory text]

NAICS code	Industry	Number of employees for week including March 12	Payroll (\$1,000)		Total number of establishments	Number of establishments by employment-size class								
			First quarter	Annual		1 to 4	5 to 9	10 to 19	20 to 49	50 to 99	100 to 249	250 to 499	500 to 999	1,000 or more
<b>LITCHFIELD—Con.</b>														
<b>62</b>	<b>Health care and social assistance</b>	<b>8 603</b>	<b>59 332</b>	<b>242 297</b>	<b>466</b>	<b>205</b>	<b>114</b>	<b>80</b>	<b>39</b>	<b>7</b>	<b>17</b>	<b>2</b>	<b>1</b>	<b>1</b>
621	Ambulatory health care services	2 409	18 355	81 551	316	166	86	42	17	3	2	—	—	—
6211	Offices of physicians	793	8 684	39 866	130	72	37	14	7	—	—	—	—	—
62111	Offices of physicians (exc mental health)	793	8 684	39 866	130	72	37	14	7	—	—	—	—	—
621111	Offices of physicians (exc mental health)	765	8 415	38 740	123	67	36	13	7	—	—	—	—	—
6212	Offices of dentists	518	3 279	15 359	86	39	34	9	4	—	—	—	—	—
62121	Offices of dentists	518	3 279	15 359	86	39	34	9	4	—	—	—	—	—
621210	Offices of dentists	518	3 279	15 359	86	39	34	9	4	—	—	—	—	—
6213	Offices of other health practitioners	306	1 912	8 425	65	41	12	12	—	—	—	—	—	—
6214	Outpatient care centers	(C)	(D)	(D)	11	4	2	3	2	—	—	—	—	—
6216	Home health care services	655	3 601	13 737	18	6	—	3	4	3	2	—	—	—
62161	Home health care services	655	3 601	13 737	18	6	—	3	4	3	2	—	—	—
621610	Home health care services	655	3 601	13 737	18	6	—	3	4	3	2	—	—	—
622	Hospitals	2 008	17 600	66 548	4	1	—	—	—	—	—	1	1	1
6221	General medical & surgical hospitals	2 008	17 600	66 548	4	1	—	—	—	—	—	1	1	1
62211	General medical & surgical hospitals	2 008	17 600	66 548	4	1	—	—	—	—	—	1	1	1
622110	General medical & surgical hospitals	2 008	17 600	66 548	4	1	—	—	—	—	—	1	1	1
623	Nursing & residential care facilities	3 120	19 407	77 742	53	2	7	18	7	4	14	1	—	—
6231	Nursing care facilities	1 982	12 030	47 936	17	1	1	—	—	3	12	—	—	—
62311	Nursing care facilities	1 982	12 030	47 936	17	1	1	—	—	3	12	—	—	—
623110	Nursing care facilities	1 982	12 030	47 936	17	1	1	—	—	3	12	—	—	—
6232	Residential mental retardation, health facil	879	5 774	22 794	26	1	4	12	6	1	1	1	—	—
62321	Residential mental retardation facilities	661	4 413	17 090	16	—	3	7	4	—	1	1	—	—
623210	Residential mental retardation facilities	661	4 413	17 090	16	—	3	7	4	—	1	1	—	—
62322	Residential mental health, subst abuse facil	218	1 361	5 704	10	1	1	5	2	1	—	—	—	—
623220	Residential mental health, subst abuse facil	218	1 361	5 704	10	1	1	5	2	1	—	—	—	—
6233	Community care facilities for the elderly	(C)	(D)	(D)	8	—	1	6	1	—	—	—	—	—
62331	Community care facilities for the elderly	(C)	(D)	(D)	8	—	1	6	1	—	—	—	—	—
6239	Other residential care facilities	(C)	(D)	(D)	2	—	1	—	—	—	1	—	—	—
62399	Other residential care facilities	(C)	(D)	(D)	2	—	1	—	—	—	1	—	—	—
624	Social assistance	1 066	3 970	16 456	93	36	21	20	15	—	1	—	—	—
6241	Individual & family services	410	2 012	8 620	22	9	3	3	6	—	1	—	—	—
62412	Services for elderly & disabled persons	220	1 091	4 541	7	2	—	2	2	—	1	—	—	—
624120	Services for elderly & disabled persons	220	1 091	4 541	7	2	—	2	2	—	1	—	—	—
6244	Child day care services	605	1 690	6 803	63	23	17	14	9	—	—	—	—	—
62441	Child day care services	605	1 690	6 803	63	23	17	14	9	—	—	—	—	—
624410	Child day care services	605	1 690	6 803	63	23	17	14	9	—	—	—	—	—
<b>71</b>	<b>Arts, entertainment &amp; recreation</b>	<b>958</b>	<b>3 357</b>	<b>19 687</b>	<b>113</b>	<b>78</b>	<b>13</b>	<b>7</b>	<b>11</b>	<b>2</b>	<b>2</b>	<b>—</b>	<b>—</b>	<b>—</b>
711	Performing arts, spectator sports & related industries	123	692	7 122	39	32	4	2	1	—	—	—	—	—
713	Amusement, gambling & recreation industries	772	2 357	11 239	62	38	7	4	9	2	2	—	—	—
7139	Other amusement & recreation industries	(F)	(D)	(D)	60	37	6	4	9	2	2	—	—	—
71391	Golf courses & country clubs	153	587	4 866	14	8	2	1	2	1	—	—	—	—
713910	Golf courses & country clubs	153	587	4 866	14	8	2	1	2	1	—	—	—	—
71392	Skiing facilities	263	857	1 744	4	1	—	—	1	1	—	—	—	—
713920	Skiing facilities	263	857	1 744	4	1	—	—	1	1	—	—	—	—
71394	Fitness & recreational sports centers	258	587	2 942	20	11	2	2	4	—	1	—	—	—
713940	Fitness & recreational sports centers	258	587	2 942	20	11	2	2	4	—	1	—	—	—
<b>72</b>	<b>Accommodation &amp; food services</b>	<b>4 257</b>	<b>12 873</b>	<b>57 776</b>	<b>378</b>	<b>167</b>	<b>82</b>	<b>68</b>	<b>48</b>	<b>11</b>	<b>2</b>	<b>—</b>	<b>—</b>	<b>—</b>
721	Accommodation	648	2 416	11 912	33	13	6	6	5	1	2	—	—	—
7211	Traveler accommodation	499	1 760	7 784	20	7	5	3	2	1	2	—	—	—
72111	Hotels (exc casino hotels) & motels	478	1 679	7 322	13	2	3	3	2	1	2	—	—	—
721110	Hotels (exc casino hotels) & motels	478	1 679	7 322	13	2	3	3	2	1	2	—	—	—
7212	RV parks & recreational camps	(C)	(D)	(D)	12	6	1	3	2	—	—	—	—	—
72121	RV parks & recreational camps	(C)	(D)	(D)	12	6	1	3	2	—	—	—	—	—
721214	Recreational, vacation camps (exc campgrounds)	117	517	3 039	9	4	—	3	2	—	—	—	—	—
722	Food services & drinking places	3 609	10 457	45 864	345	154	76	62	43	10	—	—	—	—
7221	Full-service restaurants	2 127	6 243	27 238	187	79	41	37	24	6	—	—	—	—
72211	Full-service restaurants	2 127	6 243	27 238	187	79	41	37	24	6	—	—	—	—
722110	Full-service restaurants	2 127	6 243	27 238	187	79	41	37	24	6	—	—	—	—
7222	Limited-service eating places	1 131	3 268	14 600	114	48	27	20	17	2	—	—	—	—
72221	Limited-service eating places	1 131	3 268	14 600	114	48	27	20	17	2	—	—	—	—
722211	Limited-service restaurants	701	2 191	9 784	73	33	16	13	9	2	—	—	—	—
722213	Snack & nonalcoholic beverage bars	403	992	4 491	38	14	11	5	8	—	—	—	—	—
7223	Special food services	322	853	3 684	30	14	7	5	2	2	—	—	—	—
72231	Food service contractors	297	794	3 270	19	6	4	5	2	2	—	—	—	—
722310	Food service contractors	297	794	3 270	19	6	4	5	2	2	—	—	—	—
<b>81</b>	<b>Other services (except public administration)</b>	<b>2 281</b>	<b>10 485</b>	<b>45 374</b>	<b>532</b>	<b>372</b>	<b>102</b>	<b>46</b>	<b>10</b>	<b>2</b>	<b>—</b>	<b>—</b>	<b>—</b>	<b>—</b>
811	Repair & maintenance	711	4 402	19 253	174	128	29	13	3	1	—	—	—	—
8111	Automotive repair & maintenance	485	2 830	12 401	124	88	24	10	2	—	—	—	—	—
81111	Automotive mechanical & electrical R&M	196	1 187	5 244	76	62	13	1	—	—	—	—	—	—
811111	General automotive repair	173	1 015	4 550	68	56	11	1	—	—	—	—	—	—
81112	Automotive body, paint, interior & glass repair	189	1 318	5 812	31	18	6	5	2	—	—	—	—	—
811121	Automotive body, paint & interior R&M	158	1 058	4 393	27	17	4	4	2	—	—	—	—	—
81119	Other automotive R&M	100	325	1 345	17	8	5	4	—	—	—	—	—	—
8114	Personal & household goods R&M	109	516	2 662	21	17	2	1	—	1	—	—	—	—

See footnotes at end of table.

**Table 6. Counties—Employees, Payroll, and Establishments by Industry: 2000—Con.**

[Excludes most government employees, railroad employees, and self-employed persons. Size class 1 to 4 includes establishments with payroll, but no employees, during mid-March pay period. (D) denotes figures withheld to avoid disclosing data for individual companies; the data are included in broader industry totals. Detailed industries with 100 or more employees are shown if industry was not a (D). For explanation of terms, abbreviations, and data reliability/comparability, see introductory text]

NAICS code	Industry	Number of employees for week including March 12	Payroll (\$1,000)		Total number of establishments	Number of establishments by employment-size class								
			First quarter	Annual		1 to 4	5 to 9	10 to 19	20 to 49	50 to 99	100 to 249	250 to 499	500 to 999	1,000 or more
<b>LITCHFIELD—Con.</b>														
<b>81</b>	<b>Other services (except public administration)—Con.</b>													
812	Personal & laundry services .....	709	2 784	12 490	172	120	32	18	1	1	—	—	—	—
8121	Personal care services .....	300	1 088	4 608	89	65	18	6	—	—	—	—	—	—
81211	Hair, nail & skin care services .....	(E)	(D)	(D)	87	64	17	6	—	—	—	—	—	—
812112	Beauty salons .....	282	1 043	4 413	80	57	17	6	—	—	—	—	—	—
8122	Death care services .....	134	604	2 745	27	15	6	6	—	—	—	—	—	—
8123	Drycleaning & laundry services .....	181	638	2 736	30	17	6	6	1	—	—	—	—	—
81232	Drycleaning & laundry services (exc coin-op) .....	124	469	2 033	16	6	4	5	1	—	—	—	—	—
812320	Drycleaning & laundry services (exc coin-op) .....	124	469	2 033	16	6	4	5	1	—	—	—	—	—
813	Religious, grantmaking, civic, prof & like organizations .....	861	3 299	13 631	186	124	41	15	6	—	—	—	—	—
8131	Religious organizations .....	589	1 911	7 703	110	63	32	11	4	—	—	—	—	—
81311	Religious organizations .....	589	1 911	7 703	110	63	32	11	4	—	—	—	—	—
813110	Religious organizations .....	589	1 911	7 703	110	63	32	11	4	—	—	—	—	—
8139	Business, labor, political, like organizations .....	130	739	3 279	35	30	2	2	1	—	—	—	—	—
<b>95</b>	<b>Auxiliaries (exc corporate, subsidiary &amp; regional mgt) .....</b>	<b>(C)</b>	<b>(D)</b>	<b>(D)</b>	<b>3</b>	<b>2</b>	<b>—</b>	<b>—</b>	<b>—</b>	<b>—</b>	<b>1</b>	<b>—</b>	<b>—</b>	<b>—</b>
<b>99</b>	<b>Unclassified establishments .....</b>	<b>(B)</b>	<b>(D)</b>	<b>(D)</b>	<b>90</b>	<b>88</b>	<b>2</b>	<b>—</b>	<b>—</b>	<b>—</b>	<b>—</b>	<b>—</b>	<b>—</b>	<b>—</b>
<b>MIDDLESEX</b>														
	<b>Total .....</b>	<b>60 442</b>	<b>531 549</b>	<b>2 255 273</b>	<b>4 236</b>	<b>2 308</b>	<b>880</b>	<b>532</b>	<b>325</b>	<b>101</b>	<b>69</b>	<b>14</b>	<b>2</b>	<b>5</b>
<b>11</b>	<b>Forestry, fishing, hunting, and agriculture support .....</b>	<b>(A)</b>	<b>(D)</b>	<b>(D)</b>	<b>3</b>	<b>2</b>	<b>1</b>	<b>—</b>	<b>—</b>	<b>—</b>	<b>—</b>	<b>—</b>	<b>—</b>	<b>—</b>
<b>21</b>	<b>Mining .....</b>	<b>(B)</b>	<b>(D)</b>	<b>(D)</b>	<b>4</b>	<b>2</b>	<b>—</b>	<b>2</b>	<b>—</b>	<b>—</b>	<b>—</b>	<b>—</b>	<b>—</b>	<b>—</b>
<b>22</b>	<b>Utilities .....</b>	<b>(E)</b>	<b>(D)</b>	<b>(D)</b>	<b>7</b>	<b>—</b>	<b>1</b>	<b>—</b>	<b>1</b>	<b>3</b>	<b>2</b>	<b>—</b>	<b>—</b>	<b>—</b>
221	Utilities .....	(E)	(D)	(D)	7	—	1	—	1	3	2	—	—	—
2211	Elec pwr generation, transmns & distribution .....	(E)	(D)	(D)	6	—	1	—	1	2	2	—	—	—
22111	Electric power generation .....	(C)	(D)	(D)	2	—	—	—	—	1	1	—	—	—
22112	Electric pwr transmns, control & distribution .....	187	3 031	12 310	4	—	1	—	1	1	1	—	—	—
221122	Electric power distribution .....	187	3 031	12 310	4	—	1	—	1	1	1	—	—	—
<b>23</b>	<b>Construction .....</b>	<b>2 283</b>	<b>18 664</b>	<b>93 988</b>	<b>496</b>	<b>354</b>	<b>84</b>	<b>42</b>	<b>15</b>	<b>1</b>	<b>—</b>	<b>—</b>	<b>—</b>	<b>—</b>
233	Building, developing & general contracting .....	520	4 655	22 668	129	93	25	9	2	—	—	—	—	—
2332	Residential building construction .....	(E)	(D)	(D)	108	82	19	6	1	—	—	—	—	—
23321	Single-family housing construction .....	377	3 264	15 507	107	82	18	6	1	—	—	—	—	—
233210	Single-family housing construction .....	377	3 264	15 507	107	82	18	6	1	—	—	—	—	—
2333	Nonresidential building construction .....	124	1 279	6 751	16	7	5	3	1	—	—	—	—	—
23332	Commercial & institutional bldg construction .....	(C)	(D)	(D)	13	5	5	2	1	—	—	—	—	—
234	Heavy construction .....	406	3 834	18 791	35	12	9	8	5	1	—	—	—	—
2341	Highway, street, bridge & tunnel construction .....	(C)	(D)	(D)	14	4	5	2	3	—	—	—	—	—
2349	Other heavy construction .....	(E)	(D)	(D)	21	8	4	6	2	1	—	—	—	—
23499	All other heavy construction .....	167	1 866	8 958	13	6	2	3	1	1	—	—	—	—
234990	All other heavy construction .....	167	1 866	8 958	13	6	2	3	1	1	—	—	—	—
235	Special trade contractors .....	1 357	10 175	52 529	332	249	50	25	8	—	—	—	—	—
2351	Plumbing, heating & AC contractor .....	172	1 362	5 964	58	46	10	2	—	—	—	—	—	—
23511	Plumbing, heating & AC contractor .....	172	1 362	5 964	58	46	10	2	—	—	—	—	—	—
235110	Plumbing, heating & AC contractor .....	172	1 362	5 964	58	46	10	2	—	—	—	—	—	—
2352	Painting & wall covering contractors .....	101	621	3 893	23	16	3	4	—	—	—	—	—	—
23521	Painting & wall covering contractors .....	101	621	3 893	23	16	3	4	—	—	—	—	—	—
235210	Painting & wall covering contractors .....	101	621	3 893	23	16	3	4	—	—	—	—	—	—
2353	Electrical contractors .....	213	1 606	8 222	65	53	9	2	1	—	—	—	—	—
23531	Electrical contractors .....	213	1 606	8 222	65	53	9	2	1	—	—	—	—	—
235310	Electrical contractors .....	213	1 606	8 222	65	53	9	2	1	—	—	—	—	—
2354	Masonry, drywall, insulation, tile contractors .....	195	1 482	6 533	38	28	5	3	2	—	—	—	—	—
23542	Drywall, acoustical & insulation contractors .....	102	945	3 683	10	5	3	—	2	—	—	—	—	—
235420	Drywall, acoustical & insulation contractors .....	102	945	3 683	10	5	3	—	2	—	—	—	—	—
2355	Carpentry & floor contractors .....	(C)	(D)	(D)	42	35	4	1	2	—	—	—	—	—
23551	Carpentry contractors .....	118	944	4 187	36	30	3	1	2	—	—	—	—	—
235510	Carpentry contractors .....	118	944	4 187	36	30	3	1	2	—	—	—	—	—
2357	Concrete contractors .....	136	1 020	7 980	28	19	5	3	1	—	—	—	—	—
23571	Concrete contractors .....	136	1 020	7 980	28	19	5	3	1	—	—	—	—	—
235710	Concrete contractors .....	136	1 020	7 980	28	19	5	3	1	—	—	—	—	—
2359	Other special trade contractors .....	313	2 402	12 301	56	38	8	2	—	—	—	—	—	—
23593	Excavation contractors .....	117	801	3 887	23	17	3	2	1	—	—	—	—	—
235930	Excavation contractors .....	117	801	3 887	23	17	3	2	1	—	—	—	—	—
<b>31-33</b>	<b>Manufacturing .....</b>	<b>11 744</b>	<b>147 077</b>	<b>632 361</b>	<b>287</b>	<b>95</b>	<b>42</b>	<b>55</b>	<b>46</b>	<b>24</b>	<b>17</b>	<b>6</b>	<b>1</b>	<b>1</b>
313	Textile mills .....	(C)	(D)	(D)	2	1	—	—	—	—	1	—	—	—
3132	Fabric mills .....	(C)	(D)	(D)	2	1	—	—	—	—	1	—	—	—
31322	Narrow fabric mills & schiffli mach embroidery .....	(C)	(D)	(D)	1	—	—	—	—	—	1	—	—	—
321	Wood product mfg .....	258	2 397	9 565	12	3	2	4	1	1	1	—	—	—
3211	Sawmills & wood preservation .....	(C)	(D)	(D)	2	—	—	1	—	—	1	—	—	—
32111	Sawmills & wood preservation .....	(C)	(D)	(D)	2	—	—	1	—	—	1	—	—	—
3219	Other wood product mfg .....	(C)	(D)	(D)	10	3	2	3	1	1	—	—	—	—

See footnotes at end of table.



**Table 6. Counties—Employees, Payroll, and Establishments by Industry: 2000—Con.**

[Excludes most government employees, railroad employees, and self-employed persons. Size class 1 to 4 includes establishments with payroll, but no employees, during mid-March pay period. (D) denotes figures withheld to avoid disclosing data for individual companies; the data are included in broader industry totals. Detailed industries with 100 or more employees are shown if industry was not a (D). For explanation of terms, abbreviations, and data reliability/comparability, see introductory text]

NAICS code	Industry	Number of employees for week including March 12	Payroll (\$1,000)		Total number of establishments	Number of establishments by employment-size class								
			First quarter	Annual		1 to 4	5 to 9	10 to 19	20 to 49	50 to 99	100 to 249	250 to 499	500 to 999	1,000 or more
<b>MIDDLESEX—Con.</b>														
<b>31-33 Manufacturing—Con.</b>														
322	Paper mfg .....	334	3 349	14 476	5	—	—	2	—	1	2	—	—	—
3222	Converted paper product mfg .....	334	3 349	14 476	5	—	—	2	—	1	2	—	—	—
32221	Paperboard container mfg .....	(E)	(D)	(D)	4	—	—	1	—	1	2	—	—	—
323	Printing & related support activities .....	681	6 023	25 613	23	8	7	5	2	—	—	1	—	—
3231	Printing & related support activities .....	681	6 023	25 613	23	8	7	5	2	—	—	1	—	—
32311	Printing .....	(F)	(D)	(D)	22	8	7	5	1	—	—	1	—	—
323110	Commercial lithographic printing .....	565	5 283	22 252	13	5	5	1	1	—	—	1	—	—
325	Chemical mfg .....	(E)	(D)	(D)	8	1	3	—	2	1	—	1	—	—
3256	Soap, cleaners & toilet preparation mfg .....	(E)	(D)	(D)	2	—	—	—	—	1	—	1	—	—
32562	Toilet preparation mfg .....	(E)	(D)	(D)	2	—	—	—	—	1	—	1	—	—
326	Plastics & rubber products mfg .....	671	5 575	24 956	19	8	1	3	2	3	2	—	—	—
3261	Plastics product mfg .....	(F)	(D)	(D)	16	7	—	2	2	3	2	—	—	—
32611	Unsupported plastics film, sheet, & bag mfg ..	(C)	(D)	(D)	1	—	—	—	—	—	1	—	—	—
32616	Plastics bottle mfg .....	(C)	(D)	(D)	1	—	—	—	—	—	1	—	—	—
32619	Other plastics product mfg .....	(E)	(D)	(D)	13	6	—	2	2	3	—	—	—	—
327	Nonmetallic mineral product mfg .....	148	1 498	6 726	14	5	3	3	3	—	—	—	—	—
3273	Cement & concrete product mfg .....	134	1 365	6 277	10	3	1	3	3	—	—	—	—	—
331	Primary metal mfg .....	(C)	(D)	(D)	1	—	—	—	—	—	1	—	—	—
3312	Steel product mfg from purchased steel .....	(C)	(D)	(D)	1	—	—	—	—	—	1	—	—	—
33122	Rolling & drawing of purchased steel .....	(C)	(D)	(D)	1	—	—	—	—	—	1	—	—	—
332	Fabricated metal product mfg .....	2 459	24 103	108 462	69	18	7	16	18	5	3	1	1	—
3321	Forging & stamping .....	386	3 114	12 724	9	2	—	—	3	3	1	—	—	—
33211	Forging & stamping .....	386	3 114	12 724	9	2	—	—	3	3	1	—	—	—
3322	Cutlery & handtool mfg .....	183	2 307	9 958	4	—	—	2	1	—	1	—	—	—
33221	Cutlery & handtool mfg .....	183	2 307	9 958	4	—	—	2	1	—	1	—	—	—
3323	Architectural & structural metals mfg .....	193	2 008	8 962	9	2	1	1	5	—	—	—	—	—
33232	Ornamental & architectural metal prod mfg ...	(C)	(D)	(D)	8	2	1	—	5	—	—	—	—	—
3324	Boiler, tank & shipping container mfg .....	(E)	(D)	(D)	5	—	—	2	1	1	—	1	—	—
33243	Light gauge metal container mfg .....	414	3 627	14 021	4	—	—	1	1	1	—	1	—	—
332439	Other metal container mfg .....	414	3 627	14 021	4	—	—	1	1	1	—	1	—	—
3327	Mach shops, turn prod, screw, nut, bolt mfg ....	410	4 195	17 545	27	10	6	6	3	1	1	—	—	—
33271	Machine shops .....	303	3 143	13 716	23	10	4	5	3	—	1	—	—	—
332710	Machine shops .....	303	3 143	13 716	23	10	4	5	3	—	1	—	—	—
33272	Turned product & screw, nut & bolt mfg .....	107	1 052	3 829	4	—	2	1	—	1	—	—	—	—
3329	Other fabricated metal product mfg .....	(F)	(D)	(D)	2	—	—	—	1	—	—	—	1	—
33291	Metal valve mfg .....	(F)	(D)	(D)	2	—	—	—	1	—	—	—	1	—
333	Machinery mfg .....	1 572	22 031	108 070	39	15	4	6	6	4	2	2	—	—
3332	Industrial machinery mfg .....	(C)	(D)	(D)	4	—	2	—	1	—	1	—	—	—
33329	Other industrial machinery mfg .....	(C)	(D)	(D)	3	—	1	—	1	—	1	—	—	—
3333	Commercial & service industry machinery mfg ..	(E)	(D)	(D)	6	2	—	1	—	2	—	1	—	—
33331	Commercial & service industry machinery mfg .....	(E)	(D)	(D)	6	2	—	1	—	2	—	1	—	—
3335	Metalworking machinery mfg .....	251	2 541	10 723	13	5	2	1	4	1	—	—	—	—
33351	Metalworking machinery mfg .....	251	2 541	10 723	13	5	2	1	4	1	—	—	—	—
333511	Industrial mold mfg .....	149	1 517	6 446	6	3	—	—	2	1	—	—	—	—
3336	Engine, turbine & power transmsn equip mfg ...	(E)	(D)	(D)	1	—	—	—	—	—	—	1	—	—
33361	Engine, turbine & power transmsn equip mfg ...	(E)	(D)	(D)	1	—	—	—	—	—	—	1	—	—
3339	Other general purpose machinery mfg .....	233	2 918	10 733	10	5	—	3	1	—	1	—	—	—
33399	All other general purpose machinery mfg .....	233	2 918	10 733	10	5	—	3	1	—	1	—	—	—
333993	Packaging machinery mfg .....	194	2 493	8 956	3	—	—	1	1	—	1	—	—	—
334	Computer & electronic product mfg .....	895	9 768	42 010	22	9	1	4	3	1	4	—	—	—
3343	Audio & video equipment mfg .....	(C)	(D)	(D)	1	—	—	—	—	—	1	—	—	—
33431	Audio & video equipment mfg .....	(C)	(D)	(D)	1	—	—	—	—	—	1	—	—	—
3345	Nav, measuring, medical, control instruments mfg .....	521	5 432	21 669	10	4	—	1	2	—	3	—	—	—
33451	Nav, measuring, medical, control instruments mfg .....	521	5 432	21 669	10	4	—	1	2	—	3	—	—	—
335	Electrical equip, appliance & component mfg .....	267	2 162	9 907	8	2	1	1	1	2	1	—	—	—
3351	Electric lighting equipment mfg .....	(C)	(D)	(D)	4	2	—	—	—	2	—	—	—	—
33512	Lighting fixture mfg .....	(C)	(D)	(D)	4	2	—	—	—	2	—	—	—	—
3359	Other electrical equipment & component mfg ...	(C)	(D)	(D)	1	—	—	—	—	—	1	—	—	—
33599	All oth electrical equipment & component mfg .....	(C)	(D)	(D)	1	—	—	—	—	—	1	—	—	—
336	Transportation equipment mfg .....	3 047	58 309	230 949	12	2	3	1	1	3	—	1	—	1
3363	Motor vehicle parts mfg .....	(F)	(D)	(D)	5	2	1	—	1	—	—	1	—	—
33632	MV electrical & electronic equipment mfg ....	(E)	(D)	(D)	2	—	1	—	—	—	—	1	—	—
3364	Aerospace product & parts mfg .....	(H)	(D)	(D)	4	—	—	—	—	3	—	—	—	1
33641	Aerospace product & parts mfg .....	(H)	(D)	(D)	4	—	—	—	—	3	—	—	—	1
339	Miscellaneous mfg .....	404	2 791	14 475	22	8	3	5	4	2	—	—	—	—
3399	Other miscellaneous mfg .....	375	2 587	13 281	16	5	1	4	4	2	—	—	—	—
33992	Sporting & athletic goods mfg .....	186	1 173	4 601	5	2	—	—	1	2	—	—	—	—
339920	Sporting & athletic goods mfg .....	186	1 173	4 601	5	2	—	—	1	2	—	—	—	—
33999	All other misc mfg .....	(C)	(D)	(D)	5	—	1	2	2	—	—	—	—	—

See footnotes at end of table.

**Table 6. Counties—Employees, Payroll, and Establishments by Industry: 2000—Con.**

[Excludes most government employees, railroad employees, and self-employed persons. Size class 1 to 4 includes establishments with payroll, but no employees, during mid-March pay period. (D) denotes figures withheld to avoid disclosing data for individual companies; the data are included in broader industry totals. Detailed industries with 100 or more employees are shown if industry was not a (D). For explanation of terms, abbreviations, and data reliability/comparability, see introductory text]

NAICS code	Industry	Number of employees for week including March 12	Payroll (\$1,000)		Total number of establishments	Number of establishments by employment-size class								
			First quarter	Annual		1 to 4	5 to 9	10 to 19	20 to 49	50 to 99	100 to 249	250 to 499	500 to 999	1,000 or more
<b>MIDDLESEX—Con.</b>														
<b>42</b>	<b>Wholesale trade</b>	<b>2 087</b>	<b>22 487</b>	<b>92 229</b>	<b>212</b>	<b>105</b>	<b>44</b>	<b>37</b>	<b>20</b>	<b>4</b>	<b>2</b>	—	—	—
421	Wholesale trade, durable goods	1 323	13 698	61 095	145	78	24	26	15	—	2	—	—	—
4211	Motor vehicle, motor vehicle pt & supply whsle	144	1 028	3 732	9	6	—	2	—	—	1	—	—	—
42112	Motor vehicle supplies & new parts whsle	(C)	(D)	(D)	3	1	—	1	—	—	1	—	—	—
4213	Lumber & other construction materials whsle	125	1 394	6 455	10	4	3	1	2	—	—	—	—	—
42131	Lumber, plywood, millwork & wood panel whsle	106	1 150	5 299	6	3	—	1	2	—	—	—	—	—
421310	Lumber, plywood, millwork & wood panel whsle	106	1 150	5 299	6	3	—	1	2	—	—	—	—	—
4214	Professional & commercial equip & supp whsle	163	2 344	10 163	19	11	2	3	3	—	—	—	—	—
4216	Electrical goods whsle	148	1 603	8 213	23	14	3	4	2	—	—	—	—	—
42169	Other electronic parts & equipment whsle	121	1 267	6 279	15	7	3	3	2	—	—	—	—	—
421690	Other electronic parts & equipment whsle	121	1 267	6 279	15	7	3	3	2	—	—	—	—	—
4218	Machinery, equipment & supplies whsle	299	3 086	14 521	41	22	7	9	3	—	—	—	—	—
42183	Industrial machinery & equipment whsle	122	1 365	6 648	23	15	3	4	1	—	—	—	—	—
421830	Industrial machinery & equipment whsle	122	1 365	6 648	23	15	3	4	1	—	—	—	—	—
4219	Miscellaneous durable goods whsle	270	2 167	9 246	21	11	4	2	3	—	1	—	—	—
42191	Sporting & recreational goods & supply whsle	178	1 535	6 652	6	2	2	—	1	—	1	—	—	—
421910	Sporting & recreational goods & supply whsle	178	1 535	6 652	6	2	2	—	1	—	1	—	—	—
422	Wholesale trade, nondurable goods	764	8 789	31 134	67	27	20	11	5	4	—	—	—	—
4223	Apparel, piece goods & notions whsle	126	553	2 325	8	3	2	1	1	1	—	—	—	—
4224	Grocery & related product whsle	(C)	(D)	(D)	18	6	4	6	2	—	—	—	—	—
42249	Other grocery & related products whsle	122	1 187	4 937	10	3	3	3	1	—	—	—	—	—
422490	Other grocery & related products whsle	122	1 187	4 937	10	3	3	3	1	—	—	—	—	—
4226	Chemical & allied products whsle	218	5 121	15 892	18	6	7	3	1	1	—	—	—	—
42261	Plastics materials & basic forms, shapes whsle	141	4 154	11 871	6	2	2	—	1	1	—	—	—	—
422610	Plastics materials & basic forms, shapes whsle	141	4 154	11 871	6	2	2	—	1	1	—	—	—	—
<b>44-45</b>	<b>Retail trade</b>	<b>7 832</b>	<b>43 329</b>	<b>181 621</b>	<b>754</b>	<b>361</b>	<b>203</b>	<b>110</b>	<b>51</b>	<b>18</b>	<b>10</b>	<b>1</b>	—	—
441	Motor vehicle & parts dealers	1 044	8 918	40 737	89	37	21	17	11	2	1	—	—	—
4411	Automobile dealers	632	5 985	26 239	31	11	6	2	9	2	1	—	—	—
44111	New car dealers	582	5 633	24 671	19	4	1	2	9	2	1	—	—	—
441110	New car dealers	582	5 633	24 671	19	4	1	2	9	2	1	—	—	—
4412	Other motor vehicle dealers	165	1 273	7 174	26	14	4	7	1	—	—	—	—	—
44122	Motorcycle & boat & other MV dealers	(C)	(D)	(D)	25	13	4	7	1	—	—	—	—	—
441222	Boat dealers	150	1 226	6 918	21	10	3	7	1	—	—	—	—	—
4413	Automotive parts, accessories & tire stores	247	1 660	7 324	32	12	11	8	1	—	—	—	—	—
44131	Automotive parts, accessories & tire stores	198	1 298	5 684	27	11	9	6	1	—	—	—	—	—
441310	Automotive parts, accessories & tire stores	198	1 298	5 684	27	11	9	6	1	—	—	—	—	—
442	Furniture & home furnishing stores	346	1 359	6 261	46	18	18	7	3	—	—	—	—	—
4421	Furniture stores	108	534	2 789	11	4	5	1	1	—	—	—	—	—
44211	Furniture stores	108	534	2 789	11	4	5	1	1	—	—	—	—	—
442110	Furniture stores	108	534	2 789	11	4	5	1	1	—	—	—	—	—
4422	Home furnishings stores	238	825	3 472	35	14	13	6	2	—	—	—	—	—
44229	Other home furnishings stores	220	704	2 990	28	8	12	6	2	—	—	—	—	—
442299	All other home furnishings stores	209	665	2 771	25	6	11	6	2	—	—	—	—	—
443	Electronics & appliance stores	103	733	3 293	24	17	5	2	—	—	—	—	—	—
4431	Electronics & appliance stores	103	733	3 293	24	17	5	2	—	—	—	—	—	—
444	Bldg material & garden equip & supp dealers	535	3 165	13 952	64	24	23	11	5	1	—	—	—	—
4441	Building material & supplies dealers	378	2 327	9 216	49	16	20	8	5	—	—	—	—	—
44413	Hardware stores	104	470	2 091	14	5	6	2	1	—	—	—	—	—
444130	Hardware stores	104	470	2 091	14	5	6	2	1	—	—	—	—	—
44419	Other building material dealers	186	1 462	5 425	24	8	10	3	3	—	—	—	—	—
444190	Other building material dealers	186	1 462	5 425	24	8	10	3	3	—	—	—	—	—
4442	Lawn & garden equip & supplies stores	157	838	4 736	15	8	3	3	—	1	—	—	—	—
44422	Nursery & garden centers	127	736	4 256	9	4	2	2	—	1	—	—	—	—
444220	Nursery & garden centers	127	736	4 256	9	4	2	2	—	1	—	—	—	—
445	Food & beverage stores	1 712	10 481	38 077	120	85	14	4	7	2	8	—	—	—
4451	Grocery stores	1 554	9 886	35 182	58	31	8	3	6	2	8	—	—	—
44511	Grocery (except convenience) stores	1 496	9 687	34 288	36	14	3	3	6	2	8	—	—	—
445110	Grocery (except convenience) stores	1 496	9 687	34 288	36	14	3	3	6	2	8	—	—	—
4453	Beer, wine & liquor stores	111	405	2 060	43	38	3	1	1	—	—	—	—	—
44531	Beer, wine & liquor stores	111	405	2 060	43	38	3	1	1	—	—	—	—	—
445310	Beer, wine & liquor stores	111	405	2 060	43	38	3	1	1	—	—	—	—	—
446	Health & personal care stores	618	3 178	13 497	46	16	12	10	5	3	—	—	—	—
4461	Health & personal care stores	618	3 178	13 497	46	16	12	10	5	3	—	—	—	—
44611	Pharmacies & drug stores	506	2 550	10 770	24	3	6	7	5	3	—	—	—	—
446110	Pharmacies & drug stores	506	2 550	10 770	24	3	6	7	5	3	—	—	—	—
447	Gasoline stations	370	1 689	6 853	70	35	26	9	—	—	—	—	—	—
4471	Gasoline stations	370	1 689	6 853	70	35	26	9	—	—	—	—	—	—
44711	Gasoline stations with convenience stores	204	795	3 304	34	12	17	5	—	—	—	—	—	—
447110	Gasoline stations with convenience stores	204	795	3 304	34	12	17	5	—	—	—	—	—	—
44719	Other gasoline stations	166	894	3 549	36	23	9	4	—	—	—	—	—	—
447190	Other gasoline stations	166	894	3 549	36	23	9	4	—	—	—	—	—	—

See footnotes at end of table.

**Table 6. Counties—Employees, Payroll, and Establishments by Industry: 2000—Con.**

[Excludes most government employees, railroad employees, and self-employed persons. Size class 1 to 4 includes establishments with payroll, but no employees, during mid-March pay period. (D) denotes figures withheld to avoid disclosing data for individual companies; the data are included in broader industry totals. Detailed industries with 100 or more employees are shown if industry was not a (D). For explanation of terms, abbreviations, and data reliability/comparability, see introductory text]

NAICS code	Industry	Number of employees for week including March 12	Payroll (\$1,000)		Total number of establishments	Number of establishments by employment-size class								
			First quarter	Annual		1 to 4	5 to 9	10 to 19	20 to 49	50 to 99	100 to 249	250 to 499	500 to 999	1,000 or more
<b>MIDDLESEX—Con.</b>														
<b>44-45 Retail trade—Con.</b>														
448	Clothing & clothing accessories stores .....	1 278	4 251	18 023	123	39	43	29	9	2	1	—	—	—
4481	Clothing stores .....	1 014	3 325	14 097	85	23	30	22	7	2	1	—	—	—
44811	Men's clothing stores .....	215	933	4 295	11	3	4	1	2	—	—	—	—	—
448110	Men's clothing stores .....	215	933	4 295	11	3	4	1	2	—	—	—	—	—
44812	Women's clothing stores .....	338	1 044	3 994	37	12	11	11	3	—	—	—	—	—
448120	Women's clothing stores .....	338	1 044	3 994	37	12	11	11	3	—	—	—	—	—
44814	Family clothing stores .....	354	1 053	4 563	22	4	7	7	2	2	—	—	—	—
448140	Family clothing stores .....	354	1 053	4 563	22	4	7	7	2	2	—	—	—	—
4482	Shoe stores .....	183	576	2 355	21	8	5	6	2	—	—	—	—	—
44821	Shoe stores .....	183	576	2 355	21	8	5	6	2	—	—	—	—	—
448210	Shoe stores .....	183	576	2 355	21	8	5	6	2	—	—	—	—	—
451	Sporting goods, hobby, book & music stores .....	299	948	4 206	35	12	16	4	3	—	—	—	—	—
4511	Sporting goods, hobby, musical instrument stores .....	197	712	3 197	21	8	8	3	2	—	—	—	—	—
45111	Sporting goods stores .....	104	402	1 893	12	5	4	2	1	—	—	—	—	—
451110	Sporting goods stores .....	104	402	1 893	12	5	4	2	1	—	—	—	—	—
4512	Book, periodical & music stores .....	102	236	1 009	14	4	8	1	1	—	—	—	—	—
452	General merchandise stores .....	645	2 353	10 117	16	5	2	3	1	4	—	1	—	—
4521	Department stores .....	(F)	(D)	(D)	5	—	—	—	—	4	—	1	—	—
45211	Department stores .....	(F)	(D)	(D)	5	—	—	—	—	4	—	1	—	—
453	Miscellaneous store retailers .....	351	1 420	6 547	70	48	13	6	2	1	—	—	—	—
4532	Office supplies, stationery & gift stores .....	181	698	2 940	30	18	6	4	2	—	—	—	—	—
45321	Office supplies & stationery stores .....	(C)	(D)	(D)	6	—	1	3	2	—	—	—	—	—
454	Nonstore retailers .....	531	4 834	20 058	51	25	10	8	5	3	—	—	—	—
4541	Electronic shopping & mail-order houses .....	(C)	(D)	(D)	10	5	1	1	3	—	—	—	—	—
45411	Electronic shopping & mail-order houses .....	(C)	(D)	(D)	10	5	1	1	3	—	—	—	—	—
4543	Direct selling establishments .....	353	3 469	14 325	40	20	9	7	2	2	—	—	—	—
45431	Fuel dealers .....	328	3 254	13 398	35	17	9	5	2	2	—	—	—	—
454311	Heating oil dealers .....	307	3 072	12 670	29	13	7	5	2	2	—	—	—	—
<b>48-49</b>	<b>Transportation &amp; warehousing .....</b>	<b>743</b>	<b>5 304</b>	<b>23 034</b>	<b>55</b>	<b>25</b>	<b>12</b>	<b>6</b>	<b>9</b>	<b>1</b>	<b>2</b>	—	—	—
484	Truck transportation .....	252	2 905	12 014	25	16	4	2	2	—	1	—	—	—
4841	General freight trucking .....	200	2 457	9 829	13	9	1	—	2	—	1	—	—	—
48412	General freight trucking, long-distance .....	(C)	(D)	(D)	7	4	1	—	1	—	1	—	—	—
485	Transit & ground passenger transportation .....	339	1 289	5 321	13	4	1	2	4	1	1	—	—	—
4854	School & employee bus transportation .....	(C)	(D)	(D)	7	1	1	2	2	—	1	—	—	—
48541	School & employee bus transportation .....	(C)	(D)	(D)	7	1	1	2	2	—	1	—	—	—
<b>51</b>	<b>Information .....</b>	<b>1 114</b>	<b>11 319</b>	<b>47 866</b>	<b>68</b>	<b>30</b>	<b>13</b>	<b>11</b>	<b>8</b>	<b>3</b>	<b>3</b>	—	—	—
511	Publishing industries .....	631	6 472	29 314	23	8	3	5	2	3	2	—	—	—
5111	Newspaper, periodical, book, database publishers .....	593	5 926	26 963	19	7	2	3	2	3	2	—	—	—
51111	Newspaper publishers .....	160	1 069	4 345	7	2	1	2	—	2	—	—	—	—
511110	Newspaper publishers .....	160	1 069	4 345	7	2	1	2	—	2	—	—	—	—
51112	Periodical publishers .....	297	2 656	13 038	6	1	1	—	2	1	1	—	—	—
511120	Periodical publishers .....	297	2 656	13 038	6	1	1	—	2	1	1	—	—	—
51113	Book publishers .....	(C)	(D)	(D)	3	1	—	1	—	—	1	—	—	—
513	Broadcasting & telecommunications .....	352	3 939	14 871	21	9	4	2	5	—	1	—	—	—
5133	Telecommunications .....	(E)	(D)	(D)	15	8	2	1	3	—	1	—	—	—
51331	Wired telecommunications carriers .....	(C)	(D)	(D)	11	6	—	1	3	—	1	—	—	—
<b>52</b>	<b>Finance &amp; insurance .....</b>	<b>5 942</b>	<b>86 196</b>	<b>325 100</b>	<b>182</b>	<b>93</b>	<b>61</b>	<b>15</b>	<b>6</b>	<b>2</b>	<b>2</b>	<b>1</b>	<b>1</b>	<b>1</b>
522	Credit intermediation & related activities .....	(G)	(D)	(D)	83	21	47	9	3	1	1	—	—	—
5221	Depository credit intermediation .....	(F)	(D)	(D)	74	14	47	9	3	—	—	1	—	—
52211	Commercial banking .....	134	1 128	4 391	22	5	15	2	—	—	—	—	—	—
522110	Commercial banking .....	134	1 128	4 391	22	5	15	2	—	—	—	—	—	—
52212	Savings institutions .....	630	7 257	25 641	43	3	30	7	2	—	—	1	—	—
522120	Savings institutions .....	630	7 257	25 641	43	3	30	7	2	—	—	1	—	—
5222	Nondepository credit intermediation .....	(E)	(D)	(D)	7	5	—	—	—	1	1	—	—	—
52229	Other nondepository credit intermediation .....	(E)	(D)	(D)	6	4	—	—	—	1	1	—	—	—
523	Security, commodity contracts & like activity .....	(C)	(D)	(D)	20	14	3	1	2	—	—	—	—	—
524	Insurance carriers & related activities .....	4 754	71 634	271 128	78	57	11	5	1	1	1	—	1	1
5241	Insurance carriers .....	(H)	(D)	(D)	21	14	1	3	—	—	1	—	1	1
52411	Direct life, health, medical insurance carriers .....	(H)	(D)	(D)	7	4	—	1	—	—	—	—	1	1
52412	Other direct insurance carriers .....	(C)	(D)	(D)	14	10	1	2	—	—	1	—	—	—
5242	Agencies & other insurance related activities .....	(E)	(D)	(D)	57	43	10	2	1	1	—	—	—	—
52421	Insurance agencies & brokerages .....	(C)	(D)	(D)	51	38	10	2	1	—	—	—	—	—
<b>53</b>	<b>Real estate &amp; rental &amp; leasing .....</b>	<b>837</b>	<b>4 500</b>	<b>20 008</b>	<b>118</b>	<b>74</b>	<b>24</b>	<b>14</b>	<b>3</b>	<b>2</b>	<b>1</b>	—	—	—
531	Real estate .....	546	2 864	12 571	90	63	20	4	1	1	1	—	—	—
5311	Lessors of real estate .....	316	1 592	6 694	40	26	10	2	1	—	—	—	—	—
53111	Lessors of residential buildings & dwellings .....	206	925	4 031	10	7	1	—	1	—	1	—	—	—
531110	Lessors of residential buildings & dwellings .....	206	925	4 031	10	7	1	—	1	—	1	—	—	—
5313	Activities related to real estate .....	141	751	3 418	17	9	5	2	—	1	—	—	—	—
53131	Real estate property managers .....	106	511	2 174	9	3	4	1	—	1	—	—	—	—
532	Rental & leasing services .....	(E)	(D)	(D)	26	10	4	10	1	1	—	—	—	—
5322	Consumer goods rental .....	240	1 243	5 693	22	8	3	10	—	1	—	—	—	—
53223	Video tape & disc rental .....	(C)	(D)	(D)	11	3	—	8	—	—	—	—	—	—
53229	Other consumer goods rental .....	127	945	4 496	8	3	2	2	—	1	—	—	—	—

See footnotes at end of table.

**Table 6. Counties—Employees, Payroll, and Establishments by Industry: 2000—Con.**

[Excludes most government employees, railroad employees, and self-employed persons. Size class 1 to 4 includes establishments with payroll, but no employees, during mid-March pay period. (D) denotes figures withheld to avoid disclosing data for individual companies; the data are included in broader industry totals. Detailed industries with 100 or more employees are shown if industry was not a (D). For explanation of terms, abbreviations, and data reliability/comparability, see introductory text]

NAICS code	Industry	Number of employees for week including March 12	Payroll (\$1,000)		Total number of establishments	Number of establishments by employment-size class								
			First quarter	Annual		1 to 4	5 to 9	10 to 19	20 to 49	50 to 99	100 to 249	250 to 499	500 to 999	1,000 or more
<b>MIDDLESEX—Con.</b>														
<b>54</b>	<b>Professional, scientific &amp; technical services</b>	<b>2 427</b>	<b>26 673</b>	<b>133 670</b>	<b>375</b>	<b>262</b>	<b>48</b>	<b>41</b>	<b>17</b>	<b>5</b>	<b>2</b>	—	—	—
541	Professional, scientific & technical services	2 427	26 673	133 670	375	262	48	41	17	5	2	—	—	—
5411	Legal services	304	2 665	11 525	76	54	13	8	1	—	—	—	—	—
54111	Offices of lawyers	304	2 665	11 525	76	54	13	8	1	—	—	—	—	—
541110	Offices of lawyers	304	2 665	11 525	76	54	13	8	1	—	—	—	—	—
5412	Accounting, tax prep, bookkeep, payroll services	(C)	(D)	(D)	40	27	8	3	2	—	—	—	—	—
54121	Accounting, tax prep, bookkeep, payroll services	(C)	(D)	(D)	40	27	8	3	2	—	—	—	—	—
5413	Architectural, engineering & related services	597	6 824	33 927	77	51	8	10	6	2	—	—	—	—
54131	Architectural services	122	1 209	5 538	20	15	4	—	—	1	—	—	—	—
541310	Architectural services	122	1 209	5 538	20	15	4	—	—	1	—	—	—	—
54133	Engineering services	336	4 091	20 096	38	22	3	9	3	1	—	—	—	—
541330	Engineering services	336	4 091	20 096	38	22	3	9	3	1	—	—	—	—
5414	Specialized design services	139	1 014	4 705	21	18	2	—	—	1	—	—	—	—
54143	Graphic design services	128	956	4 455	13	10	2	—	—	1	—	—	—	—
541430	Graphic design services	128	956	4 455	13	10	2	—	—	1	—	—	—	—
5415	Computer systems design & related services	396	7 538	33 494	58	45	6	3	3	—	1	—	—	—
54151	Computer systems design & related services	396	7 538	33 494	58	45	6	3	3	—	1	—	—	—
541511	Custom computer programming services	124	1 632	8 422	29	24	1	2	2	—	—	—	—	—
541512	Computer systems design services	256	5 649	23 513	23	16	4	1	1	—	1	—	—	—
5416	Management, sci & tech consulting services	395	4 449	34 486	48	34	3	8	1	1	1	—	—	—
54161	Management consulting services	245	2 825	26 486	37	28	2	6	—	—	1	—	—	—
54162	Environmental consulting services	(C)	(D)	(D)	9	5	1	2	—	—	1	—	—	—
5418	Advertising & related services	142	1 541	5 556	21	13	3	2	3	—	—	—	—	—
5419	Other professional, scientific, technical services	238	1 238	6 031	32	19	5	6	1	1	—	—	—	—
54194	Veterinary services	180	960	4 811	16	6	4	4	1	1	—	—	—	—
541940	Veterinary services	180	960	4 811	16	6	4	4	1	1	—	—	—	—
<b>55</b>	<b>Management of companies &amp; enterprises</b>	<b>538</b>	<b>5 878</b>	<b>24 045</b>	<b>14</b>	<b>5</b>	<b>3</b>	<b>2</b>	<b>2</b>	—	<b>1</b>	<b>1</b>	—	—
551	Management of companies & enterprises	538	5 878	24 045	14	5	3	2	2	—	1	1	—	—
5511	Management of companies & enterprises	538	5 878	24 045	14	5	3	2	2	—	1	1	—	—
55111	Management of companies & enterprises	538	5 878	24 045	14	5	3	2	2	—	1	1	—	—
<b>56</b>	<b>Admin. support, waste mgmt, remediation services</b>	<b>1 997</b>	<b>10 463</b>	<b>47 559</b>	<b>238</b>	<b>160</b>	<b>37</b>	<b>21</b>	<b>13</b>	<b>3</b>	<b>3</b>	<b>1</b>	—	—
561	Administrative & support services	1 826	8 827	40 259	225	153	36	20	10	2	3	1	—	—
5613	Employment services	446	2 054	8 909	15	6	1	2	4	—	2	—	—	—
56132	Temporary help services	428	1 861	7 840	10	3	—	1	4	—	2	—	—	—
561320	Temporary help services	428	1 861	7 840	10	3	—	1	4	—	2	—	—	—
5617	Services to buildings & dwellings	597	2 024	11 420	142	103	24	13	1	—	1	—	—	—
56172	Janitorial services	309	723	3 379	43	28	7	6	1	—	3	1	—	—
561720	Janitorial services	309	723	3 379	43	28	7	6	1	—	3	1	—	—
56173	Landscaping services	229	832	6 216	85	66	15	4	—	—	—	—	—	—
561730	Landscaping services	229	832	6 216	85	66	15	4	—	—	—	—	—	—
5619	Other support services	500	2 925	11 892	19	11	2	3	—	2	—	1	—	—
56199	All other support services	477	2 710	10 946	16	10	1	2	—	2	—	1	—	—
561990	All other support services	477	2 710	10 946	16	10	1	2	—	2	—	1	—	—
562	Waste management & remediation services	171	1 636	7 300	13	7	1	1	3	1	—	—	—	—
5621	Waste collection	(C)	(D)	(D)	10	5	—	1	3	1	—	—	—	—
56211	Waste collection	(C)	(D)	(D)	10	5	—	1	3	1	—	—	—	—
<b>61</b>	<b>Educational services</b>	<b>3 152</b>	<b>17 532</b>	<b>73 790</b>	<b>48</b>	<b>21</b>	<b>13</b>	<b>3</b>	<b>6</b>	<b>3</b>	<b>1</b>	—	—	<b>1</b>
611	Educational services	3 152	17 532	73 790	48	21	13	3	6	3	1	—	—	1
6111	Elementary & secondary schools	493	3 455	14 581	8	—	1	—	3	3	1	—	—	—
61111	Elementary & secondary schools	493	3 455	14 581	8	—	1	—	3	3	1	—	—	—
611110	Elementary & secondary schools	493	3 455	14 581	8	—	1	—	3	3	1	—	—	—
6113	Colleges, universities & professional schools	(G)	(D)	(D)	3	—	—	1	1	—	—	—	—	1
61131	Colleges, universities & professional schools	(G)	(D)	(D)	3	—	—	1	1	—	—	—	—	1
6116	Other schools & instruction	(C)	(D)	(D)	26	15	7	2	2	—	—	—	—	—
<b>62</b>	<b>Health care and social assistance</b>	<b>10 892</b>	<b>85 155</b>	<b>357 998</b>	<b>443</b>	<b>179</b>	<b>103</b>	<b>67</b>	<b>55</b>	<b>18</b>	<b>16</b>	<b>3</b>	—	<b>2</b>
621	Ambulatory health care services	3 160	27 753	123 248	282	138	75	36	24	5	3	1	—	—
6211	Offices of physicians	898	11 195	53 510	109	49	31	18	9	2	—	—	—	—
62111	Offices of physicians	898	11 195	53 510	109	49	31	18	9	2	—	—	—	—
621111	Offices of physicians (exc mental health)	829	10 747	51 511	101	42	31	18	9	1	—	—	—	—
6212	Offices of dentists	464	3 260	14 580	78	37	26	13	2	—	—	—	—	—
62121	Offices of dentists	464	3 260	14 580	78	37	26	13	2	—	—	—	—	—
621210	Offices of dentists	464	3 260	14 580	78	37	26	13	2	—	—	—	—	—
6213	Offices of other health practitioners	276	2 305	9 627	57	40	12	2	3	—	—	—	—	—
6214	Outpatient care centers	501	4 278	17 555	19	6	4	3	3	1	2	—	—	—
62149	Other outpatient care centers	(E)	(D)	(D)	9	2	1	1	2	1	2	—	—	—
6216	Home health care services	968	6 340	26 361	13	2	1	—	6	2	1	1	—	—
62161	Home health care services	968	6 340	26 361	13	2	1	—	6	2	1	1	—	—
621610	Home health care services	968	6 340	26 361	13	2	1	—	6	2	1	1	—	—
622	Hospitals	(H)	(D)	(D)	4	—	—	1	—	—	—	1	—	2
6221	General medical & surgical hospitals	(G)	(D)	(D)	1	—	—	—	—	—	—	—	—	1
62211	General medical & surgical hospitals	(G)	(D)	(D)	1	—	—	—	—	—	—	—	—	1
6222	Psychiatric & substance abuse hospitals	(G)	(D)	(D)	3	—	—	1	—	—	—	1	—	1
62221	Psychiatric & substance abuse hospitals	(G)	(D)	(D)	3	—	—	1	—	—	—	1	—	1

See footnotes at end of table.

**Table 6. Counties—Employees, Payroll, and Establishments by Industry: 2000—Con.**

[Excludes most government employees, railroad employees, and self-employed persons. Size class 1 to 4 includes establishments with payroll, but no employees, during mid-March pay period. (D) denotes figures withheld to avoid disclosing data for individual companies; the data are included in broader industry totals. Detailed industries with 100 or more employees are shown if industry was not a (D). For explanation of terms, abbreviations, and data reliability/comparability, see introductory text]

NAICS code	Industry	Number of employees for week including March 12	Payroll (\$1,000)		Total number of establishments	Number of establishments by employment-size class									
			First quarter	Annual		1 to 4	5 to 9	10 to 19	20 to 49	50 to 99	100 to 249	250 to 499	500 to 999	1,000 or more	
<b>MIDDLESEX—Con.</b>															
<b>62 Health care and social assistance—Con.</b>															
623	Nursing & residential care facilities .....	3 239	19 487	79 960	59	8	9	12	6	11	12	1	—	—	
6231	Nursing care facilities .....	1 592	10 374	42 648	19	3	—	1	1	5	9	—	—	—	
62311	Nursing care facilities .....	1 592	10 374	42 648	19	3	—	1	1	5	9	—	—	—	
623110	Nursing care facilities .....	1 592	10 374	42 648	19	3	—	1	1	5	9	—	—	—	
6232	Residential mental retardation, health facil .....	801	4 148	17 474	25	4	7	9	2	1	1	1	—	—	
62321	Residential mental retardation facilities .....	615	3 136	13 115	14	4	1	6	1	—	1	1	—	—	
623210	Residential mental retardation facilities .....	615	3 136	13 115	14	4	1	6	1	—	1	1	—	—	
62322	Residential mental health, subst abuse facil ..	186	1 012	4 359	11	—	6	3	1	1	—	—	—	—	
623220	Residential mental health, subst abuse facil .....	186	1 012	4 359	11	—	6	3	1	1	—	—	—	—	
6233	Community care facilities for the elderly .....	408	1 935	7 958	11	1	2	3	3	3	—	—	—	—	
62331	Community care facilities for the elderly .....	408	1 935	7 958	11	1	2	3	3	3	—	—	—	—	
6239	Other residential care facilities .....	438	3 030	11 880	4	—	—	—	—	2	2	—	—	—	
62399	Other residential care facilities .....	438	3 030	11 880	4	—	—	—	—	2	2	—	—	—	
623990	Other residential care facilities .....	438	3 030	11 880	4	—	—	—	—	2	2	—	—	—	
624	Social assistance .....	(G)	(D)	(D)	98	33	19	18	25	2	1	—	—	—	
6241	Individual & family services .....	372	2 348	10 064	17	5	2	4	5	—	1	—	—	—	
62412	Services for elderly & disabled persons .....	218	1 322	5 591	5	—	—	2	2	—	1	—	—	—	
624120	Services for elderly & disabled persons .....	218	1 322	5 591	5	—	—	2	2	—	1	—	—	—	
62419	Other individual & family services .....	(C)	(D)	(D)	8	3	1	1	3	—	—	—	—	—	
6243	Vocational rehabilitation services .....	258	858	3 857	8	—	2	1	3	2	—	—	—	—	
62431	Vocational rehabilitation services .....	258	858	3 857	8	—	2	1	3	2	—	—	—	—	
624310	Vocational rehabilitation services .....	258	858	3 857	8	—	2	1	3	2	—	—	—	—	
6244	Child day care services .....	686	2 174	9 132	66	24	14	13	15	—	—	—	—	—	
62441	Child day care services .....	686	2 174	9 132	66	24	14	13	15	—	—	—	—	—	
624410	Child day care services .....	686	2 174	9 132	66	24	14	13	15	—	—	—	—	—	
71	<b>Arts, entertainment &amp; recreation .....</b>	<b>1 108</b>	<b>4 692</b>	<b>20 703</b>	<b>79</b>	<b>45</b>	<b>18</b>	<b>8</b>	<b>3</b>	<b>3</b>	<b>1</b>	<b>1</b>	—	—	
711	Performing arts, spectator sports & related industries .....	(C)	(D)	(D)	14	8	4	1	—	—	1	—	—	—	
7111	Performing arts companies .....	(C)	(D)	(D)	4	1	1	1	—	—	1	—	—	—	
71111	Theater companies & dinner theaters .....	(C)	(D)	(D)	3	—	1	1	—	—	1	—	—	—	
713	Amusement, gambling & recreation industries .....	(F)	(D)	(D)	58	31	14	6	3	3	—	1	—	—	
7139	Other amusement & recreation industries .....	(F)	(D)	(D)	57	30	14	6	3	3	—	1	—	—	
71392	Skating facilities .....	(E)	(D)	(D)	1	—	—	—	—	—	—	—	—	—	
71393	Marinas .....	196	1 822	7 745	22	11	6	3	1	1	—	—	—	—	
713930	Marinas .....	196	1 822	7 745	22	11	6	3	1	1	—	—	—	—	
71394	Fitness & recreational sports centers .....	(C)	(D)	(D)	8	2	2	1	1	2	—	—	—	—	
72	<b>Accommodation &amp; food services .....</b>	<b>4 380</b>	<b>14 318</b>	<b>67 411</b>	<b>340</b>	<b>149</b>	<b>62</b>	<b>60</b>	<b>57</b>	<b>9</b>	<b>3</b>	—	—	—	
721	Accommodation .....	680	2 849	14 376	28	15	4	3	2	2	2	—	—	—	
7211	Traveler accommodation .....	(F)	(D)	(D)	20	11	2	2	1	2	2	—	—	—	
72111	Hotels (exc casino hotels) & motels .....	560	2 301	11 227	19	11	2	2	1	1	2	—	—	—	
721110	Hotels (exc casino hotels) & motels .....	560	2 301	11 227	19	11	2	2	1	1	2	—	—	—	
722	Food services & drinking places .....	3 700	11 469	53 035	312	134	58	57	55	7	1	—	—	—	
7221	Full-service restaurants .....	2 262	6 623	31 275	155	57	28	30	33	6	1	—	—	—	
72211	Full-service restaurants .....	2 262	6 623	31 275	155	57	28	30	33	6	1	—	—	—	
722110	Full-service restaurants .....	2 262	6 623	31 275	155	57	28	30	33	6	1	—	—	—	
7222	Limited-service eating places .....	1 019	3 484	15 100	105	47	20	19	19	—	—	—	—	—	
72221	Limited-service eating places .....	1 019	3 484	15 100	105	47	20	19	19	—	—	—	—	—	
722211	Limited-service restaurants .....	768	2 853	12 166	80	36	17	13	14	—	—	—	—	—	
7223	Special food services .....	268	1 009	4 554	28	16	3	6	2	1	—	—	—	—	
72231	Food service contractors .....	226	871	3 676	20	11	2	4	2	1	—	—	—	—	
722310	Food service contractors .....	226	871	3 676	20	11	2	4	2	1	—	—	—	—	
7224	Drinking places (alcoholic beverages) .....	151	353	2 106	24	14	7	2	1	—	—	—	—	—	
72241	Drinking places (alcoholic beverages) .....	151	353	2 106	24	14	7	2	1	—	—	—	—	—	
722410	Drinking places (alcoholic beverages) .....	151	353	2 106	24	14	7	2	1	—	—	—	—	—	
81	<b>Other services (except public administration) .....</b>	<b>2 504</b>	<b>12 991</b>	<b>54 844</b>	<b>435</b>	<b>274</b>	<b>109</b>	<b>35</b>	<b>13</b>	<b>2</b>	<b>2</b>	—	—	—	
811	Repair & maintenance .....	742	6 420	27 385	137	83	36	14	2	2	—	—	—	—	
8111	Automotive repair & maintenance .....	478	3 409	14 597	90	51	27	10	1	1	—	—	—	—	
81111	Automotive mechanical & electrical R&M .....	269	2 085	8 748	51	29	16	5	—	1	—	—	—	—	
811111	General automotive repair .....	245	1 957	8 181	46	27	14	4	—	1	—	—	—	—	
81112	Automotive body, paint, interior & glass repair .....	157	1 126	4 715	28	15	9	3	1	—	—	—	—	—	
8113	Commercial equipment (exc auto & elec) R&M .....	123	1 785	7 207	17	10	4	2	—	1	—	—	—	—	
81131	Commercial equipment (exc auto & elec) R&M .....	123	1 785	7 207	17	10	4	2	—	1	—	—	—	—	
811310	Commercial equipment (exc auto & elec) R&M .....	123	1 785	7 207	17	10	4	2	—	1	—	—	—	—	
812	Personal & laundry services .....	620	2 381	10 190	146	101	34	8	3	—	—	—	—	—	
8121	Personal care services .....	350	1 253	5 419	85	63	16	3	3	—	—	—	—	—	
81211	Hair, nail & skin care services .....	308	1 220	5 274	77	56	16	3	2	—	—	—	—	—	
812112	Beauty salons .....	292	1 178	5 092	70	49	16	3	2	—	—	—	—	—	
8123	Drycleaning & laundry services .....	159	449	2 056	29	15	10	4	—	—	—	—	—	—	
81232	Drycleaning & laundry services (exc coin-op) ..	123	383	1 768	20	9	8	3	—	—	—	—	—	—	
812320	Drycleaning & laundry services (exc coin-op) ..	123	383	1 768	20	9	8	3	—	—	—	—	—	—	

See footnotes at end of table.

**Table 6. Counties—Employees, Payroll, and Establishments by Industry: 2000—Con.**

[Excludes most government employees, railroad employees, and self-employed persons. Size class 1 to 4 includes establishments with payroll, but no employees, during mid-March pay period. (D) denotes figures withheld to avoid disclosing data for individual companies; the data are included in broader industry totals. Detailed industries with 100 or more employees are shown if industry was not a (D). For explanation of terms, abbreviations, and data reliability/comparability, see introductory text]

NAICS code	Industry	Number of employees for week including March 12	Payroll (\$1,000)		Total number of establishments	Number of establishments by employment-size class									
			First quarter	Annual		1 to 4	5 to 9	10 to 19	20 to 49	50 to 99	100 to 249	250 to 499	500 to 999	1,000 or more	
<b>MIDDLESEX—Con.</b>															
<b>81</b>	<b>Other services (except public administration)—Con.</b>														
813	Religious, grantmaking, civic, prof & like organizations	1 142	4 190	17 269	152	90	39	13	8	—	2	—	—	—	
8131	Religious organizations	533	1 727	6 619	81	37	29	9	6	—	—	—	—	—	
81311	Religious organizations	533	1 727	6 619	81	37	29	9	6	—	—	—	—	—	
813110	Religious organizations	533	1 727	6 619	81	37	29	9	6	—	—	—	—	—	
8134	Civic & social organizations	398	873	4 207	17	11	2	2	—	—	2	—	—	—	
81341	Civic & social organizations	398	873	4 207	17	11	2	2	—	—	2	—	—	—	
813410	Civic & social organizations	398	873	4 207	17	11	2	2	—	—	2	—	—	—	
8139	Business, labor, political, like organizations	119	791	3 000	37	31	4	1	1	—	—	—	—	—	
<b>95</b>	<b>Auxiliaries (exc corporate, subsidiary &amp; regional mgt)</b>	(C)	(D)	(D)	4	2	—	1	—	—	1	—	—	—	
<b>99</b>	<b>Unclassified establishments</b>	<b>96</b>	<b>331</b>	<b>2 313</b>	<b>74</b>	<b>70</b>	<b>2</b>	<b>2</b>	<b>—</b>	<b>—</b>	<b>—</b>	<b>—</b>	<b>—</b>	<b>—</b>	
<b>NEW HAVEN</b>															
	<b>Total</b>	<b>338 928</b>	<b>2 956 990</b>	<b>12 290 857</b>	<b>20 775</b>	<b>10 989</b>	<b>4 080</b>	<b>2 695</b>	<b>1 853</b>	<b>626</b>	<b>394</b>	<b>99</b>	<b>22</b>	<b>17</b>	
<b>11</b>	<b>Forestry, fishing, hunting, and agriculture support</b>	<b>80</b>	<b>245</b>	<b>1 179</b>	<b>15</b>	<b>10</b>	<b>4</b>	<b>—</b>	<b>1</b>	<b>—</b>	<b>—</b>	<b>—</b>	<b>—</b>	<b>—</b>	
<b>21</b>	<b>Mining</b>	<b>226</b>	<b>2 054</b>	<b>13 246</b>	<b>22</b>	<b>13</b>	<b>4</b>	<b>2</b>	<b>2</b>	<b>1</b>	<b>—</b>	<b>—</b>	<b>—</b>	<b>—</b>	
212	Mining (except oil & gas)	205	1 881	12 214	16	9	2	2	2	1	—	—	—	—	
2123	Nonmetallic mineral mining & quarrying	(C)	(D)	(D)	15	8	2	2	2	1	—	—	—	—	
21231	Stone mining & quarrying	196	1 852	12 006	11	4	2	2	2	1	—	—	—	—	
212319	Other crushed & broken stone mining & quarrying	193	1 831	11 627	7	—	2	2	2	1	—	—	—	—	
<b>22</b>	<b>Utilities</b>	<b>2 391</b>	<b>44 095</b>	<b>151 950</b>	<b>30</b>	<b>8</b>	<b>5</b>	<b>1</b>	<b>3</b>	<b>5</b>	<b>5</b>	<b>3</b>	<b>—</b>	<b>—</b>	
221	Utilities	2 391	44 095	151 950	30	8	5	1	3	5	5	3	—	—	
2211	Elec pwr generation, transmsn & distribution	(G)	(D)	(D)	11	2	1	—	—	3	4	1	—	—	
22111	Electric power generation	(F)	(D)	(D)	6	1	1	—	—	2	1	1	—	—	
22112	Electric pwr transmsn, control & distribution	(F)	(D)	(D)	5	1	—	—	—	1	3	—	—	—	
2212	Natural gas distribution	(F)	(D)	(D)	7	—	2	—	1	2	1	1	—	—	
22121	Natural gas distribution	(F)	(D)	(D)	7	—	2	—	1	2	1	1	—	—	
2213	Water, sewage & other systems	(E)	(D)	(D)	12	6	2	1	2	—	—	1	—	—	
22131	Water supply & irrigation systems	382	4 609	18 419	9	4	1	1	2	—	—	1	—	—	
221310	Water supply & irrigation systems	382	4 609	18 419	9	4	1	1	2	—	—	1	—	—	
<b>23</b>	<b>Construction</b>	<b>14 316</b>	<b>134 688</b>	<b>629 994</b>	<b>2 043</b>	<b>1 341</b>	<b>354</b>	<b>197</b>	<b>117</b>	<b>21</b>	<b>12</b>	<b>—</b>	<b>1</b>	<b>—</b>	
233	Building, developing & general contracting	2 777	27 696	126 041	497	359	73	36	21	6	2	—	—	—	
2331	Land subdivision & land development	123	1 061	4 422	32	24	4	4	—	—	—	—	—	—	
23311	Land subdivision & land development	123	1 061	4 422	32	24	4	4	—	—	—	—	—	—	
233110	Land subdivision & land development	123	1 061	4 422	32	24	4	4	—	—	—	—	—	—	
2332	Residential building construction	1 265	9 470	43 276	368	292	51	14	11	—	—	—	—	—	
23321	Single-family housing construction	1 175	9 036	41 513	355	284	48	13	10	—	—	—	—	—	
233210	Single-family housing construction	1 175	9 036	41 513	355	284	48	13	10	—	—	—	—	—	
2333	Nonresidential building construction	1 389	17 165	78 343	97	43	18	10	6	2	—	—	—	—	
23331	Mfg & industrial building construction	2830	3 438	16 011	21	9	5	3	3	1	—	—	—	—	
233310	Mfg & industrial building construction	2830	3 438	16 011	21	9	5	3	3	1	—	—	—	—	
23332	Commercial & institutional bldg construction	1 109	13 727	62 332	76	34	13	15	7	5	2	—	—	—	
233320	Commercial & institutional bldg construction	1 109	13 727	62 332	76	34	13	15	7	5	2	—	—	—	
234	Heavy construction	1 403	15 498	80 078	90	45	23	11	8	—	2	—	1	—	
2341	Highway, street, bridge & tunnel construction	(F)	(D)	(D)	41	25	7	4	3	—	1	—	1	—	
23411	Highway & street construction	790	9 582	46 937	40	25	7	4	3	—	—	—	1	—	
234110	Highway & street construction	790	9 582	46 937	40	25	7	4	3	—	—	—	1	—	
23412	Bridge & tunnel construction	(C)	(D)	(D)	1	—	—	—	—	—	1	—	—	—	
2349	Other heavy construction	(E)	(D)	(D)	49	20	16	7	5	—	1	—	—	—	
23491	Water, sewer & pipeline construction	117	999	4 637	16	7	4	4	1	—	—	—	—	—	
234910	Water, sewer & pipeline construction	117	999	4 637	16	7	4	4	1	—	—	—	—	—	
23499	All other heavy construction	331	3 293	18 297	27	10	10	2	4	—	1	—	—	—	
234990	All other heavy construction	331	3 293	18 297	27	10	10	2	4	—	1	—	—	—	
235	Special trade contractors	10 136	91 494	423 875	1 456	937	258	150	88	15	8	—	—	—	
2351	Plumbing, heating & AC contractor	2 494	24 634	106 794	312	179	58	46	24	4	1	—	—	—	
23511	Plumbing, heating & AC contractor	2 494	24 634	106 794	312	179	58	46	24	4	1	—	—	—	
235110	Plumbing, heating & AC contractor	2 494	24 634	106 794	312	179	58	46	24	4	1	—	—	—	
2352	Painting & wall covering contractors	620	4 253	21 331	135	95	24	14	1	—	1	—	—	—	
23521	Painting & wall covering contractors	620	4 253	21 331	135	95	24	14	1	—	1	—	—	—	
235210	Painting & wall covering contractors	620	4 253	21 331	135	95	24	14	1	—	1	—	—	—	
2353	Electrical contractors	1 962	19 489	89 731	256	155	58	23	16	2	2	—	—	—	
23531	Electrical contractors	1 962	19 489	89 731	256	155	58	23	16	2	2	—	—	—	
235310	Electrical contractors	1 962	19 489	89 731	256	155	58	23	16	2	2	—	—	—	
2354	Masonry, drywall, insulation, tile contractors	1 238	11 132	50 079	122	80	17	11	9	3	2	—	—	—	
23541	Masonry & stone contractors	202	1 470	7 043	60	49	7	2	2	—	—	—	—	—	
235410	Masonry & stone contractors	202	1 470	7 043	60	49	7	2	2	—	—	—	—	—	
23542	Drywall, acoustical & insulation contractors	947	8 770	39 523	48	22	9	5	7	3	2	—	—	—	
235420	Drywall, acoustical & insulation contractors	947	8 770	39 523	48	22	9	5	7	3	2	—	—	—	
2355	Carpentry & floor contractors	881	6 304	28 536	186	137	29	12	6	1	1	—	—	—	
23551	Carpentry contractors	586	4 105	19 371	141	104	22	10	4	1	—	—	—	—	
235510	Carpentry contractors	586	4 105	19 371	141	104	22	10	4	1	—	—	—	—	
23552	Floor laying & other floor contractors	295	2 199	9 165	45	33	7	2	2	—	1	—	—	—	
235520	Floor laying & other floor contractors	295	2 199	9 165	45	33	7	2	2	—	1	—	—	—	

See footnotes at end of table.

**Table 6. Counties—Employees, Payroll, and Establishments by Industry: 2000—Con.**

[Excludes most government employees, railroad employees, and self-employed persons. Size class 1 to 4 includes establishments with payroll, but no employees, during mid-March pay period. (D) denotes figures withheld to avoid disclosing data for individual companies; the data are included in broader industry totals. Detailed industries with 100 or more employees are shown if industry was not a (D). For explanation of terms, abbreviations, and data reliability/comparability, see introductory text]

NAICS code	Industry	Number of employees for week including March 12	Payroll (\$1,000)		Total number of establishments	Number of establishments by employment-size class									
			First quarter	Annual		1 to 4	5 to 9	10 to 19	20 to 49	50 to 99	100 to 249	250 to 499	500 to 999	1,000 or more	
<b>NEW HAVEN—Con.</b>															
<b>23 Construction—Con.</b>															
Special trade contractors—Con.															
235	Roofing, siding, & sheet metal contractors . . . .	827	6 353	31 104	99	61	17	12	7	1	1	—	—	—	
23561	Roofing, siding, & sheet metal contractors . . .	827	6 353	31 104	99	61	17	12	7	1	1	—	—		
235610	Roofing, siding, & sheet metal contractors . . .	827	6 353	31 104	99	61	17	12	7	1	1	—	—		
2357	Concrete contractors . . . . .	475	3 615	20 748	85	64	8	7	5	1	—	—	—		
23571	Concrete contractors . . . . .	475	3 615	20 748	85	64	8	7	5	1	—	—	—		
235710	Concrete contractors . . . . .	475	3 615	20 748	85	64	8	7	5	1	—	—	—		
2359	Other special trade contractors . . . . .	1 592	15 207	72 944	252	160	46	23	20	3	—	—	—		
23591	Structural steel erection contractors . . . . .	204	2 309	10 370	14	4	4	2	3	1	—	—	—		
235910	Structural steel erection contractors . . . . .	204	2 309	10 370	14	4	4	2	3	1	—	—	—		
23592	Glass & glazing contractors . . . . .	138	1 449	6 712	25	16	4	3	2	—	—	—	—		
235920	Glass & glazing contractors . . . . .	138	1 449	6 712	25	16	4	3	2	—	—	—	—		
23593	Excavation contractors . . . . .	436	3 449	17 836	95	65	22	3	4	1	—	—	—		
235930	Excavation contractors . . . . .	436	3 449	17 836	95	65	22	3	4	1	—	—	—		
23595	Bldg equip & oth mach installation contractor .	236	3 707	14 992	20	10	2	4	3	1	—	—	—		
235950	Bldg equip & oth mach installation contractor . . . . .	236	3 707	14 992	20	10	2	4	3	1	—	—	—		
23599	All other special trade contractors . . . . .	528	3 953	21 006	91	61	12	11	7	—	—	—	—		
235990	All other special trade contractors . . . . .	528	3 953	21 006	91	61	12	11	7	—	—	—	—		
<b>31-33</b>	<b>Manufacturing . . . . .</b>	<b>53 549</b>	<b>619 607</b>	<b>2 567 866</b>	<b>1 461</b>	<b>445</b>	<b>273</b>	<b>262</b>	<b>264</b>	<b>109</b>	<b>78</b>	<b>21</b>	<b>4</b>	<b>5</b>	
311	Food mfg . . . . .	2 316	17 417	70 695	73	20	19	14	8	5	6	1	—	—	
3113	Sugar & confectionery product mfg . . . . .	(F)	(D)	(D)	5	—	1	—	1	—	2	1	—	—	
31133	Confectionery mfg from purchased chocolate .	(E)	(D)	(D)	3	—	1	—	—	—	1	1	—	—	
31134	Nonchocolate confectionery mfg . . . . .	(C)	(D)	(D)	2	—	—	—	1	—	1	—	—	—	
3114	Fruit & veg preserving & specialty food mfg . . . .	(C)	(D)	(D)	2	—	—	—	1	—	—	—	—	—	
3115	Dairy product mfg . . . . .	(C)	(D)	(D)	11	3	3	1	2	2	—	—	—	—	
31151	Dairy product (exc frozen) mfg . . . . .	203	1 387	6 844	6	2	—	1	1	2	—	—	—	—	
3116	Animal slaughtering & processing . . . . .	194	1 516	6 571	7	2	1	1	2	1	—	—	—	—	
31161	Animal slaughtering & processing . . . . .	194	1 516	6 571	7	2	1	1	2	1	—	—	—	—	
3117	Seafood product preparation & packaging . . . . .	(C)	(D)	(D)	2	—	1	—	—	1	—	—	—	—	
31171	Seafood product preparation & packaging . . . . .	(C)	(D)	(D)	2	—	1	—	—	1	—	—	—	—	
3118	Bakeries & tortilla mfg . . . . .	703	4 931	19 174	38	13	12	8	3	—	2	—	—	—	
31181	Bread & bakery product mfg . . . . .	(F)	(D)	(D)	36	13	11	8	3	—	1	—	—	—	
311811	Retail bakeries . . . . .	271	977	4 097	29	10	9	7	3	—	—	—	—	—	
31182	Cookie, cracker & pasta mfg . . . . .	(C)	(D)	(D)	2	—	1	—	—	—	1	—	—	—	
3119	Other food mfg . . . . .	274	1 940	8 595	7	2	—	3	—	—	2	—	—	—	
31199	All other food mfg . . . . .	(E)	(D)	(D)	4	—	—	2	—	—	2	—	—	—	
313	Textile mills . . . . .	278	2 913	12 503	9	2	—	2	3	2	—	—	—	—	
3133	Textile, fabric finishing, fabric coating mills . . . . .	(C)	(D)	(D)	5	2	—	—	1	2	—	—	—	—	
31332	Fabric coating mills . . . . .	197	2 143	9 576	4	1	—	—	1	2	—	—	—	—	
313320	Fabric coating mills . . . . .	197	2 143	9 576	4	1	—	—	1	2	—	—	—	—	
314	Textile product mills . . . . .	(E)	(D)	(D)	26	10	7	7	—	2	—	—	—	—	
3141	Textile furnishings mills . . . . .	(C)	(D)	(D)	11	4	4	2	—	1	—	—	—	—	
31412	Curtain & linen mills . . . . .	(C)	(D)	(D)	10	3	4	2	—	1	—	—	—	—	
3149	Other textile product mills . . . . .	151	954	4 109	15	6	3	5	—	1	—	—	—	—	
315	Apparel manufacturing . . . . .	210	1 770	8 496	21	7	7	4	2	1	—	—	—	—	
3152	Cut & sew apparel mfg . . . . .	(C)	(D)	(D)	18	7	6	3	1	1	—	—	—	—	
321	Wood product mfg . . . . .	278	1 846	8 048	27	13	6	3	4	1	—	—	—	—	
3219	Other wood product mfg . . . . .	(E)	(D)	(D)	23	10	6	2	4	1	—	—	—	—	
32191	Millwork . . . . .	135	1 040	4 358	14	7	3	1	3	—	—	—	—	—	
322	Paper mfg . . . . .	1 470	14 289	58 600	31	4	1	5	10	6	5	—	—	—	
3221	Pulp, paper & paperboard mills . . . . .	(C)	(D)	(D)	2	1	—	—	—	—	1	—	—	—	
32213	Paperboard mills . . . . .	(C)	(D)	(D)	1	—	—	—	—	—	1	—	—	—	
3222	Converted paper product mfg . . . . .	(G)	(D)	(D)	29	3	1	5	10	6	4	—	—	—	
32221	Paperboard container mfg . . . . .	743	7 809	32 092	14	1	—	3	6	1	3	—	—	—	
322211	Corrugated & solid fiber box mfg . . . . .	629	7 004	28 380	10	1	—	2	3	1	3	—	—	—	
322212	Folding paperboard box mfg . . . . .	114	805	3 712	4	—	—	1	3	—	—	—	—	—	
32222	Paper bag & coated & treated paper mfg . . . . .	(C)	(D)	(D)	3	—	1	—	1	—	1	—	—	—	
32223	Stationery product mfg . . . . .	(C)	(D)	(D)	5	2	—	2	—	1	—	—	—	—	
32229	Other converted paper product mfg . . . . .	336	2 512	10 317	7	—	—	—	3	4	—	—	—	—	
322299	All other converted paper product mfg . . . . .	336	2 512	10 317	7	—	—	—	3	4	—	—	—	—	
323	Printing & related support activities . . . . .	2 953	31 265	122 764	139	58	28	25	16	8	3	—	1	—	
3231	Printing & related support activities . . . . .	2 953	31 265	122 764	139	58	28	25	16	8	3	—	1	—	
32311	Printing . . . . .	2 518	25 443	100 101	122	51	27	23	11	7	2	—	1	—	
323110	Commercial lithographic printing . . . . .	1 845	19 329	75 632	57	18	11	15	6	4	2	—	1	—	
323114	Quick printing . . . . .	176	1 044	4 664	28	15	9	2	2	—	—	—	—	—	
32312	Printing support activities . . . . .	435	5 822	22 663	17	7	1	2	5	1	1	—	—	—	
324	Petroleum & coal products mfg . . . . .	120	1 195	4 682	10	8	—	—	1	1	—	—	—	—	
3241	Petroleum & coal products mfg . . . . .	120	1 195	4 682	10	8	—	—	1	1	—	—	—	—	
325	Chemical mfg . . . . .	5 894	95 880	404 078	40	7	6	6	10	4	5	1	—	1	
3251	Basic chemical mfg . . . . .	(E)	(D)	(D)	5	—	1	2	1	—	1	—	—	—	
32519	Other basic organic chemical mfg . . . . .	(E)	(D)	(D)	3	—	1	1	—	—	1	—	—	—	
3254	Pharmaceutical & medicine mfg . . . . .	(H)	(D)	(D)	5	1	1	1	—	1	—	—	—	1	
32541	Pharmaceutical & medicine mfg . . . . .	(H)	(D)	(D)	5	1	1	1	—	1	—	—	—	1	
3255	Paint, coating & adhesive mfg . . . . .	899	8 518	34 655	8	2	—	2	—	2	1	1	—	—	
32551	Paint & coating mfg . . . . .	(E)	(D)	(D)	6	2	—	2	—	1	1	—	—	—	
32552	Adhesive mfg . . . . .	(F)	(D)	(D)	2	—	—	—	—	1	—	1	—	—	
3256	Soap, cleaners & toilet preparation mfg . . . . .	(C)	(D)	(D)	8	2	1	—	4	1	—	—	—	—	
32561	Soap & cleaning compound mfg . . . . .	(C)	(D)	(D)	5	1	—	—	3	1	—	—	—	—	
3259	Other chemical product & preparation mfg . . . . .	604	7 593	29 843	12	2	3	1	3	—	3	—	—	—	
32599	All other chemical product & preparation mfg . . . . .	(F)	(D)	(D)	9	1	3	1	1	—	3	—	—	—	

See footnotes at end of table.

**Table 6. Counties—Employees, Payroll, and Establishments by Industry: 2000—Con.**

[Excludes most government employees, railroad employees, and self-employed persons. Size class 1 to 4 includes establishments with payroll, but no employees, during mid-March pay period. (D) denotes figures withheld to avoid disclosing data for individual companies; the data are included in broader industry totals. Detailed industries with 100 or more employees are shown if industry was not a (D). For explanation of terms, abbreviations, and data reliability/comparability, see introductory text]

NAICS code	Industry	Number of employees for week including March 12	Payroll (\$1,000)		Total number of establishments	Number of establishments by employment-size class									
			First quarter	Annual		1 to 4	5 to 9	10 to 19	20 to 49	50 to 99	100 to 249	250 to 499	500 to 999	1,000 or more	
<b>NEW HAVEN—Con.</b>															
<b>31-33 Manufacturing—Con.</b>															
326	Plastics & rubber products mfg	2 176	17 951	75 847	63	13	12	10	14	7	7	-	-	-	
3261	Plastics product mfg	1 615	13 357	57 184	53	10	11	9	12	6	5	-	-	-	
32613	Laminated plastics plate, sheet & shape mfg	154	687	2 741	4	1	-	1	1	-	1	-	-	-	
326130	Laminated plastics plate, sheet & shape mfg	154	687	2 741	4	1	-	1	1	-	1	-	-	-	
32616	Plastics bottle mfg	(C)	(D)	(D)	3	2	-	-	-	-	1	-	-	-	
32619	Other plastics product mfg	1 085	9 501	39 639	34	5	6	7	8	5	3	-	-	-	
3262	Rubber product mfg	561	4 594	18 663	10	3	1	1	2	1	2	-	-	-	
32629	Other rubber product mfg	(F)	(D)	(D)	8	3	1	-	1	1	2	-	-	-	
326299	All other rubber product mfg	472	4 053	16 589	4	-	1	-	-	1	2	-	-	-	
327	Nonmetallic mineral product mfg	788	8 891	37 296	30	12	4	4	6	2	2	-	-	-	
3272	Glass & glass product mfg	224	1 834	7 531	8	3	1	1	2	-	1	-	-	-	
32721	Glass & glass product mfg	224	1 834	7 531	8	3	1	1	2	-	1	-	-	-	
3273	Cement & concrete product mfg	405	5 133	22 118	10	1	2	3	2	1	1	-	-	-	
32732	Ready-mix concrete mfg	105	1 019	5 553	6	1	1	2	2	-	-	-	-	-	
327320	Ready-mix concrete mfg	105	1 019	5 553	6	1	1	2	2	-	-	-	-	-	
32739	Other concrete product mfg	(E)	(D)	(D)	2	-	-	-	-	1	1	-	-	-	
331	Primary metal mfg	2 605	33 986	139 610	50	7	12	11	4	7	7	2	-	-	
3311	Iron & steel mills & ferroalloy mfg	313	3 501	14 008	6	3	1	-	-	1	1	-	-	-	
33111	Iron & steel mills & ferroalloy mfg	313	3 501	14 008	6	3	1	-	-	1	1	-	-	-	
331111	Iron & steel mills	313	3 501	14 008	6	3	1	-	-	1	1	-	-	-	
3312	Steel product mfg from purchased steel	433	5 797	28 253	8	1	2	2	1	1	-	1	-	-	
33122	Rolling & drawing of purchased steel	433	5 797	28 253	8	1	2	2	1	1	-	1	-	-	
3313	Alumina & aluminum production & processing	(C)	(D)	(D)	3	1	-	-	1	-	1	-	-	-	
33131	Alumina & aluminum production & processing	(C)	(D)	(D)	3	1	-	-	1	-	1	-	-	-	
3314	Nonferrous (exc alum) production & processing	1 401	19 453	74 926	22	-	6	5	1	5	4	1	-	-	
33142	Copper rolling, drawing, extruding & alloying	866	12 366	45 072	8	-	1	1	1	2	2	1	-	-	
33149	Other nonferrous roll, draw, extruding, alloying	(F)	(D)	(D)	11	-	4	2	-	3	2	-	-	-	
331491	Other nonferrous metal roll, draw, extruding	469	6 256	26 247	7	-	2	-	-	3	2	-	-	-	
3315	Foundries	(C)	(D)	(D)	11	2	3	4	1	-	1	-	-	-	
33152	Nonferrous metal foundries	(C)	(D)	(D)	7	1	2	2	1	-	1	-	-	-	
331522	Nonferrous (exc alum) die-casting foundries	191	1 583	6 786	4	-	1	1	1	-	1	-	-	-	
332	Fabricated metal product mfg	11 535	137 657	582 850	399	115	86	80	74	23	13	6	1	1	
3321	Forging & stamping	1 947	19 788	82 008	46	8	8	6	14	6	3	1	-	-	
33211	Forging & stamping	1 947	19 788	82 008	46	8	8	6	14	6	3	1	-	-	
332116	Metal stamping	1 711	17 364	72 154	40	8	7	5	12	4	3	1	-	-	
3322	Cutlery & handtool mfg	1 484	44 281	180 684	14	2	2	3	3	2	1	-	-	1	
33221	Cutlery & handtool mfg	1 484	44 281	180 684	14	2	2	3	3	2	1	-	-	1	
3323	Architectural & structural metals mfg	1 006	8 528	38 360	62	15	17	17	9	3	1	-	-	-	
33231	Plate work & fabricated structural prod mfg	166	1 296	5 570	17	5	6	3	-	-	-	-	-	-	
33232	Ornamental & architectural metal prod mfg	840	7 232	32 790	45	10	11	14	6	3	1	-	-	-	
332321	Metal window & door mfg	188	1 657	7 479	4	1	2	-	-	1	-	-	-	-	
332322	Sheet metal work mfg	516	4 474	20 130	32	5	8	12	5	2	-	-	-	-	
332323	Ornamental & architectural metal work mfg	136	1 101	5 181	9	4	2	1	1	-	-	-	-	-	
3325	Hardware mfg	1 213	11 046	46 127	12	5	1	2	-	1	1	1	1	-	
33251	Hardware mfg	1 213	11 046	46 127	12	5	1	2	-	1	1	1	1	-	
332510	Hardware mfg	1 213	11 046	46 127	12	5	1	2	-	1	1	1	1	-	
3327	Mach shops, turn prod, screw, nut, bolt mfg	2 934	25 881	118 266	171	60	41	33	29	3	4	1	-	-	
33271	Machine shops	1 480	12 434	57 838	109	45	28	21	12	1	1	1	-	-	
332710	Machine shops	1 480	12 434	57 838	109	45	28	21	12	1	1	1	-	-	
33272	Turned product & screw, nut & bolt mfg	1 454	13 447	60 428	62	15	13	12	17	2	3	-	-	-	
332721	Precision turned product mfg	1 234	10 713	50 395	54	13	11	11	15	2	2	-	-	-	
332722	Bolt, nut, screw, rivet & washer mfg	220	2 734	10 033	8	2	2	1	2	-	1	-	-	-	
3328	Coating, engrave, heat treating & oth activity	1 246	11 540	48 799	35	6	2	8	10	6	3	-	-	-	
33281	Coating, engrave, heat treating & oth activity	1 246	11 540	48 799	35	6	2	8	10	6	3	-	-	-	
332812	Metal coating, engraving & allied services	355	3 887	14 706	9	-	1	3	3	1	1	-	-	-	
332813	Electroplating, polish, anodize, coloring	851	7 236	32 069	22	5	-	4	6	5	2	-	-	-	
3329	Other fabricated metal product mfg	1 545	15 120	61 197	43	12	11	10	5	2	-	3	-	-	
33291	Metal valve mfg	223	1 974	7 718	8	1	2	-	4	1	-	-	-	-	
33299	All other fabricated metal product mfg	1 322	13 146	53 479	35	11	9	10	1	1	-	3	-	-	
333	Machinery mfg	3 042	33 474	141 567	153	55	26	26	34	8	3	1	-	-	
3332	Industrial machinery mfg	553	6 564	28 988	18	6	2	3	3	3	1	-	-	-	
33322	Plastics & rubber industry machinery mfg	(C)	(D)	(D)	2	-	-	-	-	2	-	-	-	-	
33329	Other industrial machinery mfg	(E)	(D)	(D)	16	6	2	3	3	1	1	-	-	-	
333298	All other industrial machinery mfg	339	4 678	19 725	7	2	-	1	2	1	1	-	-	-	
3333	Commercial & service industry machinery mfg	(C)	(D)	(D)	8	2	-	-	4	2	-	-	-	-	
33331	Commercial & service industry machinery mfg	(C)	(D)	(D)	8	2	-	-	4	2	-	-	-	-	
3335	Metalworking machinery mfg	1 331	13 394	56 956	88	32	17	18	17	3	1	-	-	-	
33351	Metalworking machinery mfg	1 331	13 394	56 956	88	32	17	18	17	3	1	-	-	-	
333511	Industrial mold mfg	142	1 520	6 313	12	5	1	4	2	-	-	-	-	-	
333514	Special die, tool, die set, jig & fixture mfg	402	3 646	16 111	43	16	12	9	5	1	-	-	-	-	
333515	Cutting tool & machine tool accessory mfg	427	3 861	16 425	19	8	1	3	5	2	-	-	-	-	
3339	Other general purpose machinery mfg	811	9 980	40 206	27	11	4	2	8	-	1	1	-	-	
33392	Material handling equipment mfg	(C)	(D)	(D)	5	1	1	-	3	-	-	-	-	-	
33399	All other general purpose machinery mfg	687	8 500	33 933	21	10	3	2	4	-	1	1	-	-	
333999	All other general purpose machinery mfg	502	6 296	25 056	14	9	1	-	3	-	-	1	-	-	

See footnotes at end of table.



**Table 6. Counties—Employees, Payroll, and Establishments by Industry: 2000—Con.**

[Excludes most government employees, railroad employees, and self-employed persons. Size class 1 to 4 includes establishments with payroll, but no employees, during mid-March pay period. (D) denotes figures withheld to avoid disclosing data for individual companies; the data are included in broader industry totals. Detailed industries with 100 or more employees are shown if industry was not a (D). For explanation of terms, abbreviations, and data reliability/comparability, see introductory text]

NAICS code	Industry	Number of employees for week including March 12	Payroll (\$1,000)		Total number of establishments	Number of establishments by employment-size class								
			First quarter	Annual		1 to 4	5 to 9	10 to 19	20 to 49	50 to 99	100 to 249	250 to 499	500 to 999	1,000 or more
<b>NEW HAVEN—Con.</b>														
<b>31-33 Manufacturing—Con.</b>														
334	Computer & electronic product mfg . . . . .	6 139	70 498	295 879	115	22	18	17	32	11	9	6	—	—
3341	Computer & peripheral equipment mfg . . . . .	(C)	(D)	(D)	6	2	1	—	2	1	—	—	—	—
33411	Computer & peripheral equipment mfg . . . . .	(C)	(D)	(D)	6	2	1	—	2	1	—	—	—	—
334119	Other computer peripheral equipment mfg . . . . .	136	1 416	6 903	4	2	—	—	1	1	—	—	—	—
3342	Communications equipment mfg . . . . .	2 047	26 903	110 549	18	1	2	3	4	1	4	3	—	—
33421	Telephone apparatus mfg . . . . .	(F)	(D)	(D)	8	—	2	1	2	—	2	1	—	—
33422	Radio, TV broadcast & wireless comm equip mfg . . . . .	861	9 760	46 968	8	1	—	1	2	1	2	1	—	—
334220	Radio, TV broadcast & wireless comm equip mfg . . . . .	861	9 760	46 968	8	1	—	1	2	1	2	1	—	—
33429	Other communications equipment mfg . . . . .	(E)	(D)	(D)	2	—	—	1	—	—	—	1	—	—
3343	Audio & video equipment mfg . . . . .	(C)	(D)	(D)	4	1	—	1	1	—	1	—	—	—
33431	Audio & video equipment mfg . . . . .	(C)	(D)	(D)	4	1	—	1	1	—	1	—	—	—
3344	Semiconductor & oth electronic component mfg . . . . .	1 886	15 068	72 586	41	6	8	6	11	6	3	1	—	—
33441	Semiconductor & oth electronic component mfg . . . . .	1 886	15 068	72 586	41	6	8	6	11	6	3	1	—	—
334412	Bare printed circuit board mfg . . . . .	689	5 550	26 666	9	1	1	3	1	2	—	1	—	—
334413	Semiconductor & related device mfg . . . . .	102	641	2 538	6	2	2	1	—	1	—	—	—	—
334417	Electronic connector mfg . . . . .	233	1 985	11 170	3	—	—	1	—	1	—	—	—	—
334418	Printed circuit assembly (electronic assembly) mfg . . . . .	298	1 830	8 380	4	—	1	—	2	—	1	—	—	—
334419	Other electronic component mfg . . . . .	427	4 377	20 966	13	2	3	—	6	1	1	—	—	—
3345	Nav, measuring, medical, control instruments mfg . . . . .	1 875	24 730	96 549	45	12	6	7	14	3	1	2	—	—
33451	Nav, measuring, medical, control instruments mfg . . . . .	1 875	24 730	96 549	45	12	6	7	14	3	1	2	—	—
334510	Electromedical apparatus mfg . . . . .	363	4 247	19 314	9	—	2	2	4	—	1	—	—	—
334513	Industrial process control mfg . . . . .	142	1 333	5 385	10	5	1	1	2	1	—	—	—	—
334515	Electricity measuring, testing instrument mfg . . . . .	126	1 582	6 348	4	—	1	—	3	—	—	—	—	—
334519	Other measuring & controlling device mfg . . . . .	424	8 738	32 878	6	1	1	2	1	—	—	1	—	—
335	Electrical equip, appliance & component mfg . . . . .	3 472	33 396	146 289	55	9	4	11	15	7	6	2	1	—
3351	Electric lighting equipment mfg . . . . .	(F)	(D)	(D)	9	1	—	1	2	2	2	1	—	—
33511	Electric lamp bulb & part mfg . . . . .	(F)	(D)	(D)	2	—	—	—	—	—	1	—	—	—
33512	Lighting fixture mfg . . . . .	(E)	(D)	(D)	7	1	—	1	2	2	1	—	—	—
3353	Electrical equipment mfg . . . . .	1 126	11 223	43 454	17	3	4	2	6	—	1	—	1	—
33531	Electrical equipment mfg . . . . .	1 126	11 223	43 454	17	3	4	2	6	—	1	—	1	—
335312	Motor & generator mfg . . . . .	926	9 528	35 946	5	—	1	—	2	—	1	—	1	—
3359	Other electrical equipment & component mfg . . . . .	1 345	14 413	60 414	27	5	—	7	7	4	3	1	—	—
33592	Communication & energy wire & cable mfg . . . . .	864	9 686	41 128	12	3	—	1	3	2	2	1	—	—
335929	Other communication & energy wire mfg . . . . .	864	9 686	41 128	12	3	—	1	3	2	2	1	—	—
33593	Wiring device mfg . . . . .	194	1 893	7 834	4	—	—	—	2	2	—	—	—	—
335931	Current-carrying wiring device mfg . . . . .	194	1 893	7 834	4	—	—	—	2	2	—	—	—	—
33599	All oth electrical equipment & component mfg . . . . .	(E)	(D)	(D)	10	2	—	5	2	—	1	—	—	—
336	Transportation equipment mfg . . . . .	4 385	57 303	217 477	49	14	5	5	9	5	8	1	1	1
3363	Motor vehicle parts mfg . . . . .	(G)	(D)	(D)	23	6	3	1	2	4	5	1	1	—
33631	Motor vehicle gas engine & engine parts mfg . . . . .	(C)	(D)	(D)	4	2	1	—	—	—	1	—	—	—
33632	MV electrical & electronic equipment mfg . . . . .	1 006	10 434	34 204	7	2	1	—	—	2	1	—	1	—
33634	Motor vehicle brake system mfg . . . . .	(E)	(D)	(D)	3	—	—	—	1	1	1	—	—	—
33637	Motor vehicle metal stamping . . . . .	(C)	(D)	(D)	3	—	1	—	1	1	—	—	—	—
33639	Other motor vehicle parts mfg . . . . .	659	6 183	25 205	3	—	—	—	—	—	2	1	—	—
336399	All other motor vehicle parts mfg . . . . .	659	6 183	25 205	3	—	—	—	—	—	2	1	—	—
3364	Aerospace product & parts mfg . . . . .	1 989	34 004	129 304	17	3	2	2	6	1	2	—	—	1
33641	Aerospace product & parts mfg . . . . .	1 989	34 004	129 304	17	3	2	2	6	1	2	—	—	1
3366	Ship & boat building . . . . .	(C)	(D)	(D)	5	1	—	2	1	—	1	—	—	—
33661	Ship & boat building . . . . .	(C)	(D)	(D)	5	1	—	2	1	—	1	—	—	—
337	Furniture & related product mfg . . . . .	836	5 951	25 795	54	24	9	12	6	2	—	1	—	—
3371	HH & institutional furniture & kitchen cabinet mfg . . . . .	516	3 726	15 674	31	16	5	6	3	—	—	1	—	—
33711	Wood kitchen cabinet & countertop mfg . . . . .	406	2 736	11 546	21	11	4	4	1	—	—	1	—	—
337110	Wood kitchen cabinet & countertop mfg . . . . .	406	2 736	11 546	21	11	4	4	1	—	—	1	—	—
33712	Household & institutional furniture mfg . . . . .	110	990	4 128	10	5	1	2	2	—	—	—	—	—
3372	Office furniture (including fixtures) mfg . . . . .	(E)	(D)	(D)	20	6	4	5	3	2	—	—	—	—
33721	Office furniture (including fixtures) mfg . . . . .	(E)	(D)	(D)	20	6	4	5	3	2	—	—	—	—
337215	Showcase, partition, shelving & locker mfg . . . . .	151	931	4 012	9	5	—	2	—	2	—	—	—	—
339	Miscellaneous mfg . . . . .	4 705	51 616	205 441	111	42	21	20	15	7	4	—	—	2
3391	Medical equipment & supplies mfg . . . . .	2 510	24 716	91 950	46	19	3	9	8	4	2	—	—	1
33911	Medical equipment & supplies mfg . . . . .	2 510	24 716	91 950	46	19	3	9	8	4	2	—	—	1
339112	Surgical & medical instrument mfg . . . . .	1 762	16 783	68 880	16	4	—	6	4	1	—	—	—	1
339113	Surgical appliance & supplies mfg . . . . .	412	5 046	10 592	6	1	—	—	2	2	1	—	—	—
339116	Dental laboratories . . . . .	156	1 110	4 906	18	12	1	2	2	1	—	—	—	—
3399	Other miscellaneous mfg . . . . .	2 195	26 900	113 491	65	23	18	11	7	3	2	—	—	1
33991	Jewelry & silverware mfg . . . . .	(C)	(D)	(D)	10	1	4	3	2	—	—	—	—	—
33992	Sporting & athletic goods mfg . . . . .	202	1 382	6 613	8	4	2	1	—	—	1	—	—	—
339920	Sporting & athletic goods mfg . . . . .	202	1 382	6 613	8	4	2	1	—	—	1	—	—	—
33995	Sign mfg . . . . .	105	684	3 088	18	10	5	2	1	—	—	—	—	—
339950	Sign mfg . . . . .	105	684	3 088	18	10	5	2	1	—	—	—	—	—
33999	All other misc mfg . . . . .	1 715	23 696	98 684	22	5	5	3	4	3	1	—	—	1
339991	Gasket, packing & sealing device mfg . . . . .	276	2 234	10 426	5	—	—	2	—	3	—	—	—	—

See footnotes at end of table.



**Table 6. Counties—Employees, Payroll, and Establishments by Industry: 2000—Con.**

[Excludes most government employees, railroad employees, and self-employed persons. Size class 1 to 4 includes establishments with payroll, but no employees, during mid-March pay period. (D) denotes figures withheld to avoid disclosing data for individual companies; the data are included in broader industry totals. Detailed industries with 100 or more employees are shown if industry was not a (D). For explanation of terms, abbreviations, and data reliability/comparability, see introductory text]

NAICS code	Industry	Number of employees for week including March 12	Payroll (\$1,000)		Total number of establishments	Number of establishments by employment-size class								
			First quarter	Annual		1 to 4	5 to 9	10 to 19	20 to 49	50 to 99	100 to 249	250 to 499	500 to 999	1,000 or more
<b>NEW HAVEN—Con.</b>														
<b>42 Wholesale trade—Con.</b>														
422	Wholesale trade, nondurable goods—Con.													
4226	Chemical & allied products whsle .....	504	6 195	28 885	46	24	10	6	3	3	—	—	—	—
42269	Other chemical & allied products whsle .....	422	4 838	21 066	35	17	10	3	2	3	—	—	—	—
422690	Other chemical & allied products whsle .....	422	4 838	21 066	35	17	10	3	2	3	—	—	—	—
4227	Petroleum & petroleum products whsle .....	223	2 670	11 160	28	15	6	4	3	—	—	—	—	—
42271	Petroleum bulk stations & terminals .....	179	2 257	9 117	18	10	2	3	3	—	—	—	—	—
422710	Petroleum bulk stations & terminals .....	179	2 257	9 117	18	10	2	3	3	—	—	—	—	—
4228	Beer, wine, distilled alcoholic beverage whsle ..	948	12 048	51 435	14	3	2	2	—	3	4	—	—	—
42281	Beer & ale whsle .....	(E)	(D)	(D)	4	1	1	—	—	—	2	—	—	—
42282	Wine & distilled alcoholic beverage whsle ....	(F)	(D)	(D)	10	2	1	2	—	3	2	—	—	—
4229	Miscellaneous nondurable goods whsle .....	756	6 433	29 033	80	41	15	16	5	3	—	—	—	—
42292	Book, periodical & newspaper whsle .....	139	1 995	9 321	11	3	3	4	—	1	—	—	—	—
422920	Book, periodical & newspaper whsle .....	139	1 995	9 321	11	3	3	4	—	1	—	—	—	—
42293	Flower, nursery stock, florists' supplies whsle.	300	1 644	6 472	15	4	2	6	1	2	—	—	—	—
422930	Flower, nursery stock, florists' supplies whsle .....	300	1 644	6 472	15	4	2	6	1	2	—	—	—	—
42299	Other miscellaneous nondurable goods whsle .....	186	1 830	7 582	36	25	6	3	2	—	—	—	—	—
422990	Other miscellaneous nondurable goods whsle .....	186	1 830	7 582	36	25	6	3	2	—	—	—	—	—
<b>44-45 Retail trade .....</b>		<b>43 984</b>	<b>227 874</b>	<b>967 589</b>	<b>3 269</b>	<b>1 576</b>	<b>767</b>	<b>460</b>	<b>298</b>	<b>94</b>	<b>61</b>	<b>12</b>	<b>1</b>	<b>—</b>
441	Motor vehicle & parts dealers .....	5 169	43 119	197 417	333	125	64	60	62	19	3	—	—	—
4411	Automobile dealers .....	3 653	34 536	160 579	168	68	13	19	46	19	3	—	—	—
44111	New car dealers .....	3 269	31 692	148 000	96	17	3	12	42	19	3	—	—	—
441110	New car dealers .....	3 269	31 692	148 000	96	17	3	12	42	19	3	—	—	—
44112	Used car dealers .....	384	2 844	12 579	72	51	10	7	4	—	—	—	—	—
441120	Used car dealers .....	384	2 844	12 579	72	51	10	7	4	—	—	—	—	—
4412	Other motor vehicle dealers .....	157	1 112	6 107	23	11	4	8	—	—	—	—	—	—
44122	Motorcycle & boat & other MV dealers .....	(C)	(D)	(D)	22	10	4	8	—	—	—	—	—	—
4413	Automotive parts, accessories & tire stores .....	1 359	7 471	30 731	142	46	47	33	16	—	—	—	—	—
44131	Automotive parts, accessories & tire stores ..	1 011	5 133	20 962	106	37	37	19	13	—	—	—	—	—
441310	Automotive parts, accessories & tire stores ..	1 011	5 133	20 962	106	37	37	19	13	—	—	—	—	—
44132	Tire dealers .....	348	2 338	9 769	36	9	10	14	3	—	—	—	—	—
441320	Tire dealers .....	348	2 338	9 769	36	9	10	14	3	—	—	—	—	—
442	Furniture & home furnishing stores .....	1 334	7 332	34 941	175	96	39	30	9	—	1	—	—	—
4421	Furniture stores .....	507	3 431	16 199	79	44	14	17	4	—	—	—	—	—
44211	Furniture stores .....	507	3 431	16 199	79	44	14	17	4	—	—	—	—	—
442110	Furniture stores .....	507	3 431	16 199	79	44	14	17	4	—	—	—	—	—
4422	Home furnishings stores .....	827	3 901	18 742	96	52	25	13	5	—	1	—	—	—
44221	Floor covering stores .....	264	1 905	9 318	44	21	16	6	1	—	—	—	—	—
442210	Floor covering stores .....	264	1 905	9 318	44	21	16	6	1	—	—	—	—	—
44229	Other home furnishings stores .....	563	1 996	9 424	52	31	9	7	4	—	1	—	—	—
442299	All other home furnishings stores .....	521	1 834	8 813	46	26	9	7	3	—	1	—	—	—
443	Electronics & appliance stores .....	996	5 310	21 484	132	62	45	19	2	4	—	—	—	—
4431	Electronics & appliance stores .....	996	5 310	21 484	132	62	45	19	2	4	—	—	—	—
44311	Appliance, TV & all other electronics stores ..	708	3 753	15 967	89	41	29	14	2	3	—	—	—	—
443111	Household appliance stores .....	255	1 311	5 530	32	17	5	2	1	—	—	—	—	—
443112	Radio, television & other electronics stores ..	453	2 442	10 437	57	24	22	9	—	2	—	—	—	—
44312	Computer & software stores .....	213	1 208	4 007	31	16	11	3	—	1	—	—	—	—
443120	Computer & software stores .....	213	1 208	4 007	31	16	11	3	—	1	—	—	—	—
444	Bldg material & garden equip & supp dealers .....	4 019	29 474	125 846	245	104	55	43	29	5	7	2	—	—
4441	Building material & supplies dealers .....	3 448	27 054	112 992	197	81	45	36	22	5	6	2	—	—
44411	Home centers .....	1 208	7 044	27 054	9	1	1	1	—	1	3	2	—	—
444110	Home centers .....	1 208	7 044	27 054	9	1	1	1	—	1	3	2	—	—
44412	Paint & wallpaper stores .....	134	821	3 328	27	13	10	4	—	—	—	—	—	—
444120	Paint & wallpaper stores .....	134	821	3 328	27	13	10	4	—	—	—	—	—	—
44413	Hardware stores .....	262	1 050	4 117	28	15	7	2	3	1	—	—	—	—
444130	Hardware stores .....	262	1 050	4 117	28	15	7	2	3	1	—	—	—	—
44419	Other building material dealers .....	1 844	18 139	78 493	133	52	27	29	19	3	3	—	—	—
444190	Other building material dealers .....	1 844	18 139	78 493	133	52	27	29	19	3	3	—	—	—
4442	Lawn & garden equip & supplies stores .....	571	2 420	12 854	48	23	10	7	7	—	1	—	—	—
44422	Nursery & garden centers .....	491	2 083	11 056	32	15	4	5	7	—	1	—	—	—
444220	Nursery & garden centers .....	491	2 083	11 056	32	15	4	5	7	—	1	—	—	—
445	Food & beverage stores .....	8 597	45 647	174 351	490	306	84	36	18	13	32	1	—	—
4451	Grocery stores .....	7 742	42 687	161 151	253	130	43	20	14	13	32	1	—	—
44511	Grocery (except convenience) stores .....	7 366	41 683	157 031	166	70	25	12	14	12	32	1	—	—
445110	Grocery (except convenience) stores .....	7 366	41 683	157 031	166	70	25	12	14	12	32	1	—	—
44512	Convenience stores .....	376	1 004	4 120	87	60	18	8	—	1	—	—	—	—
445120	Convenience stores .....	376	1 004	4 120	87	60	18	8	—	1	—	—	—	—
4452	Specialty food stores .....	437	1 305	5 500	94	60	19	13	2	—	—	—	—	—
44521	Meat markets .....	115	422	1 831	27	19	4	4	—	—	—	—	—	—
445210	Meat markets .....	115	422	1 831	27	19	4	4	—	—	—	—	—	—
44529	Other specialty food stores .....	245	498	2 297	49	28	13	7	1	—	—	—	—	—
445299	All other specialty food stores .....	118	209	1 134	22	13	4	4	1	—	—	—	—	—
4453	Beer, wine & liquor stores .....	418	1 655	7 700	143	116	22	3	2	—	—	—	—	—
44531	Beer, wine & liquor stores .....	418	1 655	7 700	143	116	22	3	2	—	—	—	—	—
445310	Beer, wine & liquor stores .....	418	1 655	7 700	143	116	22	3	2	—	—	—	—	—
446	Health & personal care stores .....	3 923	16 177	69 131	264	96	56	36	62	13	1	—	—	—

See footnotes at end of table.



**Table 6. Counties—Employees, Payroll, and Establishments by Industry: 2000—Con.**

[Excludes most government employees, railroad employees, and self-employed persons. Size class 1 to 4 includes establishments with payroll, but no employees, during mid-March pay period. (D) denotes figures withheld to avoid disclosing data for individual companies; the data are included in broader industry totals. Detailed industries with 100 or more employees are shown if industry was not a (D). For explanation of terms, abbreviations, and data reliability/comparability, see introductory text]

NAICS code	Industry	Number of employees for week including March 12	Payroll (\$1,000)		Total number of establishments	Number of establishments by employment-size class								
			First quarter	Annual		1 to 4	5 to 9	10 to 19	20 to 49	50 to 99	100 to 249	250 to 499	500 to 999	1,000 or more
<b>NEW HAVEN—Con.</b>														
<b>44-45 Retail trade—Con.</b>														
Nonstore retailers—Con.														
454	Direct selling establishments .....	993	8 313	33 439	126	67	27	21	9	2	—	—	—	—
4543	Fuel dealers .....	770	6 834	27 505	92	42	23	18	8	1	—	—	—	—
45431	Heating oil dealers .....	678	6 165	24 777	81	37	21	16	6	1	—	—	—	—
45439	Other direct selling establishments .....	223	1 479	5 934	34	25	4	3	1	1	—	—	—	—
454390	Other direct selling establishments .....	223	1 479	5 934	34	25	4	3	1	1	—	—	—	—
<b>48-49</b>	<b>Transportation &amp; warehousing .....</b>	<b>6 143</b>	<b>39 751</b>	<b>167 119</b>	<b>365</b>	<b>180</b>	<b>51</b>	<b>48</b>	<b>48</b>	<b>27</b>	<b>11</b>	<b>—</b>	<b>—</b>	<b>—</b>
481	Air transportation .....	112	1 639	5 384	7	4	—	1	1	1	—	—	—	—
483	Water transportation .....	(C)	(D)	(D)	3	—	1	1	—	—	1	—	—	—
4831	Deep sea, coastal & Great Lakes water trans ...	(C)	(D)	(D)	2	—	1	—	—	—	1	—	—	—
48311	Deep sea, coastal & Great Lakes water trans .	(C)	(D)	(D)	2	—	1	—	—	—	1	—	—	—
484	Truck transportation .....	2 286	18 188	78 771	202	111	33	26	22	7	3	—	—	—
4841	General freight trucking .....	1 365	11 778	48 777	95	48	19	12	8	5	3	—	—	—
48411	General freight trucking, local .....	218	1 428	6 216	46	30	8	6	2	—	—	—	—	—
484110	General freight trucking, local .....	218	1 428	6 216	46	30	8	6	2	—	—	—	—	—
48412	General freight trucking, long-distance .....	1 147	10 350	42 561	49	18	11	6	6	5	3	—	—	—
484121	General freight trucking, long-distance, TL .	454	3 920	14 656	29	11	9	4	2	2	1	—	—	—
484122	General freight trucking, long-distance, LTL .....	693	6 430	27 905	20	7	2	2	4	3	2	—	—	—
4842	Specialized freight trucking .....	921	6 410	29 994	107	63	14	14	14	2	—	—	—	—
48421	Used household & office goods moving .....	321	1 853	7 295	29	13	3	8	4	1	—	—	—	—
484210	Used household & office goods moving .....	321	1 853	7 295	29	13	3	8	4	1	—	—	—	—
48422	Specialized freight (exc used) trucking, local ..	424	3 204	16 914	63	45	7	5	5	1	—	—	—	—
484220	Specialized freight (exc used) trucking, local .....	424	3 204	16 914	63	45	7	5	5	1	—	—	—	—
48423	Specialized freight (exc used) trucking, LDist .	176	1 353	5 785	15	5	4	1	5	—	—	—	—	—
484230	Specialized freight (exc used) trucking, LDist .....	176	1 353	5 785	15	5	4	1	5	—	—	—	—	—
485	Transit & ground passenger transportation .....	2 226	9 245	38 136	55	13	4	4	13	17	4	—	—	—
4851	Urban transit systems .....	(C)	(D)	(D)	3	—	—	1	1	1	—	—	—	—
48511	Urban transit systems .....	(C)	(D)	(D)	3	—	—	1	1	1	—	—	—	—
4853	Taxi & limousine service .....	(E)	(D)	(D)	19	10	2	2	4	—	1	—	—	—
48532	Limousine service .....	230	830	4 024	16	9	1	2	3	—	1	—	—	—
485320	Limousine service .....	230	830	4 024	16	9	1	2	3	—	1	—	—	—
4854	School & employee bus transportation .....	1 592	6 096	23 636	25	1	2	1	4	14	3	—	—	—
48541	School & employee bus transportation .....	1 592	6 096	23 636	25	1	2	1	4	14	3	—	—	—
485410	School & employee bus transportation .....	1 592	6 096	23 636	25	1	2	1	4	14	3	—	—	—
4855	Charter bus industry .....	(C)	(D)	(D)	4	1	—	—	2	1	—	—	—	—
48551	Charter bus industry .....	(C)	(D)	(D)	4	1	—	—	2	1	—	—	—	—
4859	Oth transit & ground passenger transportation ..	(C)	(D)	(D)	4	1	—	—	2	1	—	—	—	—
48599	Oth transit & ground passenger transportation .....	(C)	(D)	(D)	4	1	—	—	2	1	—	—	—	—
488	Transportation support activities .....	626	3 960	16 156	58	32	9	10	5	—	2	—	—	—
4885	Freight transportation arrangement .....	254	1 835	7 400	26	16	5	3	1	—	1	—	—	—
48851	Freight transportation arrangement .....	254	1 835	7 400	26	16	5	3	1	—	1	—	—	—
488510	Freight transportation arrangement .....	254	1 835	7 400	26	16	5	3	1	—	1	—	—	—
4889	Other transportation support activities .....	139	379	1 582	6	3	1	—	1	—	1	—	—	—
48899	Other transportation support activities .....	139	379	1 582	6	3	1	—	1	—	1	—	—	—
492	Couriers & messengers .....	(F)	(D)	(D)	22	10	3	3	4	1	1	—	—	—
4921	Couriers .....	(E)	(D)	(D)	9	2	1	2	2	1	1	—	—	—
49211	Couriers .....	(E)	(D)	(D)	9	2	1	2	2	1	1	—	—	—
4922	Local messengers & local delivery .....	(C)	(D)	(D)	13	8	2	1	2	—	—	—	—	—
49221	Local messengers & local delivery .....	(C)	(D)	(D)	13	8	2	1	2	—	—	—	—	—
493	Warehousing & storage .....	208	1 453	5 004	13	5	1	3	3	1	—	—	—	—
4931	Warehousing & storage .....	208	1 453	5 004	13	5	1	3	3	1	—	—	—	—
49311	General warehousing & storage .....	(C)	(D)	(D)	10	4	1	2	2	1	—	—	—	—
<b>51</b>	<b>Information .....</b>	<b>12 541</b>	<b>184 786</b>	<b>666 657</b>	<b>336</b>	<b>172</b>	<b>40</b>	<b>37</b>	<b>41</b>	<b>20</b>	<b>10</b>	<b>11</b>	<b>5</b>	<b>—</b>
511	Publishing industries .....	2 534	23 723	100 519	92	41	16	14	11	5	3	1	1	—
5111	Newspaper, periodical, book, database publishers .....	1 995	16 185	67 639	64	30	12	10	5	3	2	1	1	—
51111	Newspaper publishers .....	1 511	10 306	39 918	22	6	4	5	2	2	1	1	1	—
511110	Newspaper publishers .....	1 511	10 306	39 918	22	6	4	5	2	2	1	1	1	—
51112	Periodical publishers .....	108	1 073	6 488	16	8	4	3	1	—	—	—	—	—
511120	Periodical publishers .....	108	1 073	6 488	16	8	4	3	1	—	—	—	—	—
51113	Book publishers .....	340	4 426	17 908	14	6	3	1	2	1	1	—	—	—
511130	Book publishers .....	340	4 426	17 908	14	6	3	1	2	1	1	—	—	—
5112	Software publishers .....	539	7 538	32 880	28	11	4	4	6	2	1	—	—	—
51121	Software publishers .....	539	7 538	32 880	28	11	4	4	6	2	1	—	—	—
511210	Software publishers .....	539	7 538	32 880	28	11	4	4	6	2	1	—	—	—
512	Motion picture & sound recording industries .....	409	1 174	5 290	38	25	3	4	4	2	—	—	—	—
5121	Motion picture & video industries .....	(E)	(D)	(D)	35	23	2	4	4	2	—	—	—	—
51213	Motion picture & video exhibition .....	335	718	3 025	10	1	—	3	4	2	—	—	—	—
512131	Motion picture theaters (except drive-ins) ..	335	718	3 025	10	1	—	3	4	2	—	—	—	—

See footnotes at end of table.



**Table 6. Counties—Employees, Payroll, and Establishments by Industry: 2000—Con.**

[Excludes most government employees, railroad employees, and self-employed persons. Size class 1 to 4 includes establishments with payroll, but no employees, during mid-March pay period. (D) denotes figures withheld to avoid disclosing data for individual companies; the data are included in broader industry totals. Detailed industries with 100 or more employees are shown if industry was not a (D). For explanation of terms, abbreviations, and data reliability/comparability, see introductory text]

NAICS code	Industry	Number of employees for week including March 12	Payroll (\$1,000)		Total number of establishments	Number of establishments by employment-size class								
			First quarter	Annual		1 to 4	5 to 9	10 to 19	20 to 49	50 to 99	100 to 249	250 to 499	500 to 999	1,000 or more
<b>NEW HAVEN—Con.</b>														
<b>54</b>	<b>Professional, scientific &amp; technical services</b>	<b>14 971</b>	<b>188 810</b>	<b>834 575</b>	<b>2 062</b>	<b>1 379</b>	<b>344</b>	<b>194</b>	<b>98</b>	<b>32</b>	<b>12</b>	<b>3</b>		
541	Professional, scientific & technical services	14 971	188 810	834 575	2 062	1 379	344	194	98	32	12	3		
5411	Legal services	3 539	36 668	171 762	687	493	109	57	23	4	1			
54111	Offices of lawyers	3 522	36 546	171 185	676	482	109	57	23	4	1			
541110	Offices of lawyers	3 522	36 546	171 185	676	482	109	57	23	4	1			
5412	Accounting, tax prep, bookkeep, payroll services	2 069	18 800	78 384	266	186	47	16	12	2	1	2		
54121	Accounting, tax prep, bookkeep, payroll services	2 069	18 800	78 384	266	186	47	16	12	2	1	2		
541211	Offices of certified public accountants	909	8 702	40 425	170	116	33	10	10	1				
541219	Other accounting services	419	3 553	15 562	67	48	12	5	1					
5413	Architectural, engineering & related services	2 421	27 522	124 897	289	160	56	47	19	5	2			
54131	Architectural services	611	7 001	32 861	81	50	16	9	4	2				
541310	Architectural services	611	7 001	32 861	81	50	16	9	4	2				
54133	Engineering services	1 446	17 291	77 438	140	66	31	26	12	3	2			
541330	Engineering services	1 446	17 291	77 438	140	66	31	26	12	3	2			
54138	Testing laboratories	219	2 129	9 021	22	9	3	7	3					
541380	Testing laboratories	219	2 129	9 021	22	9	3	7	3					
5414	Specialized design services	207	1 985	8 942	58	41	13	3	1					
54143	Graphic design services	131	1 435	6 524	39	28	9	1	1					
541430	Graphic design services	131	1 435	6 524	39	28	9	1	1					
5415	Computer systems design & related services	2 336	35 143	189 967	265	185	32	23	14	8	2	1		
54151	Computer systems design & related services	2 336	35 143	189 967	265	185	32	23	14	8	2	1		
541511	Custom computer programming services	1 040	18 141	99 166	114	79	11	9	5	1				
541512	Computer systems design services	716	9 421	46 301	98	62	16	14	4	1	1			
541519	Other computer related services	507	7 169	41 777	50	42	5	1	1		1			
5416	Management, sci & tech consulting services	931	10 947	53 769	196	144	33	12	5	1	1			
54161	Management consulting services	798	8 982	45 001	159	121	21	11	4	1	1			
541611	Admin & gen management consulting services	158	1 662	8 682	61	52	5	4						
541612	Human res & exec search consulting services	331	3 139	13 928	46	29	9	4	3	1				
541613	Marketing consulting services	228	3 266	18 222	33	27	3	2			1			
5417	Scientific R&D services	1 510	42 398	141 785	61	31	6	8	5	7	4			
54171	R&D in physical, engineering & life sciences	1 437	41 981	140 236	53	25	5	8	5	6	4			
541710	R&D in physical, engineering & life sciences	1 437	41 981	140 236	53	25	5	8	5	6	4			
5418	Advertising & related services	868	7 456	31 633	89	51	16	10	8	4				
54181	Advertising agencies	173	1 357	6 921	30	20	5	3	2					
541810	Advertising agencies	173	1 357	6 921	30	20	5	3	2					
54186	Direct mail advertising	381	2 733	10 255	18	6	3	3	3	3				
541860	Direct mail advertising	381	2 733	10 255	18	6	3	3	3	3				
54189	Other services related to advertising	171	1 961	8 020	26	20	3	1	1	1				
541890	Other services related to advertising	171	1 961	8 020	26	20	3	1	1	1				
5419	Oth professional, scientific, technical services	1 090	7 891	33 436	151	88	32	18	11	1	1			
54191	Marketing research & public opinion polling	273	3 807	13 422	12	6	2	1	2		1			
541910	Marketing research & public opinion polling	273	3 807	13 422	12	6	2	1	2		1			
54192	Photographic services (C)	(D)	(D)	(D)	42	25	10	7						
541921	Photography studios, portrait	147	382	1 867	35	21	8	6						
54194	Veterinary services	564	3 101	14 569	56	21	16	9	9	1				
541940	Veterinary services	564	3 101	14 569	56	21	16	9	9	1				
<b>55</b>	<b>Management of companies &amp; enterprises</b>	<b>9 064</b>	<b>179 103</b>	<b>647 654</b>	<b>115</b>	<b>35</b>	<b>16</b>	<b>12</b>	<b>21</b>	<b>13</b>	<b>6</b>	<b>10</b>	<b>1</b>	<b>1</b>
551	Management of companies & enterprises	9 064	179 103	647 654	115	35	16	12	21	13	6	10	1	1
5511	Management of companies & enterprises	9 064	179 103	647 654	115	35	16	12	21	13	6	10	1	1
55111	Management of companies & enterprises	9 064	179 103	647 654	115	35	16	12	21	13	6	10	1	1
551114	Corp, subsidiary & regional managing offices	8 505	171 947	610 659	94	26	12	10	17	12	6	9	1	1
<b>56</b>	<b>Admin, support, waste mgt, remediation services</b>	<b>19 908</b>	<b>98 785</b>	<b>432 141</b>	<b>1 080</b>	<b>631</b>	<b>163</b>	<b>115</b>	<b>85</b>	<b>32</b>	<b>40</b>	<b>12</b>	<b>2</b>	
561	Administrative & support services	18 712	86 457	375 956	1 011	602	149	103	77	29	37	12	2	
5611	Office administrative services	1 029	7 777	26 925	55	32	10	5	4	1	2	1		
56111	Office administrative services	1 029	7 777	26 925	55	32	10	5	4	1	2	1		
561110	Office administrative services	1 029	7 777	26 925	55	32	10	5	4	1	2	1		
5613	Employment services	8 595	36 266	157 786	121	35	5	12	21	19	22	5	2	
56131	Employment placement agencies	1 228	5 544	22 822	31	16	1	7	1	4	1			
561310	Employment placement agencies	1 228	5 544	22 822	31	16	1	7	1	4	1			
56132	Temporary help services	6 711	28 525	125 395	81	15	2	11	14	18	15	4	2	
561320	Temporary help services	6 711	28 525	125 395	81	15	2	11	14	18	15	4	2	
56133	Employee leasing services	656	2 197	9 569	9	4	2				3			
561330	Employee leasing services	656	2 197	9 569	9	4	2				3			
5614	Business support services	1 706	11 119	47 986	99	45	19	16	12	1	6			
56142	Telephone call centers	839	4 241	16 486	19	4		6	5		4			
561421	Telephone answering services	208	1 057	4 301	8			6	1		1			
561422	Telemarketing bureaus	631	3 184	12 185	11	4		4			3			
56143	Business service centers	378	2 943	15 422	37	18	11	6	1		1			
561439	Oth business service centers (incl copy shops)	324	2 637	14 063	23	8	9	4	1					
56144	Collection agencies	269	2 144	8 658	15	4	4	3	3		1			
561440	Collection agencies	269	2 144	8 658	15	4	4	3	3		1			
56145	Credit bureaus (C)	(D)	(D)	(D)	4	1			1					
56149	Other business support services (C)	(D)	(D)	(D)	18	14	1	1	2					
5615	Travel arrangement & reservation services (F)	(D)	(D)	(D)	111	70	30	6	3	1	1			
56151	Travel agencies	569	3 837	15 771	99	65	25	5	3					
561510	Travel agencies	569	3 837	15 771	99	65	25	5	3					
56159	Oth travel arrangement & reservation services (C)	(D)	(D)	(D)	8	2	4	1		1				

See footnotes at end of table.

**Table 6. Counties—Employees, Payroll, and Establishments by Industry: 2000—Con.**

[Excludes most government employees, railroad employees, and self-employed persons. Size class 1 to 4 includes establishments with payroll, but no employees, during mid-March pay period. (D) denotes figures withheld to avoid disclosing data for individual companies; the data are included in broader industry totals. Detailed industries with 100 or more employees are shown if industry was not a (D). For explanation of terms, abbreviations, and data reliability/comparability, see introductory text]

NAICS code	Industry	Number of employees for week including March 12	Payroll (\$1,000)		Total number of establishments	Number of establishments by employment-size class									
			First quarter	Annual		1 to 4	5 to 9	10 to 19	20 to 49	50 to 99	100 to 249	250 to 499	500 to 999	1,000 or more	
<b>NEW HAVEN—Con.</b>															
<b>56</b>	<b>Admin, support, waste mgt, remediation services—Con.</b>														
561	Administrative & support services—Con.														
5616	Investigation & security services	1 638	8 528	33 010	51	28	8	7	3	1	1	3			
56161	Investigation, guard & armored car services	1 189	4 580	17 783	22	11	2	4	2			3			
561612	Security guards & patrol services	1 114	4 283	16 383	12	5	1	2	1			3			
56162	Security systems services	449	3 948	15 227	29	17	6	3	1	1	1				
561621	Security systems services (except locksmiths)	411	3 684	14 028	20	11	4	2	1	1	1				
5617	Services to buildings & dwellings	3 444	11 866	62 950	496	354	61	45	27	4	4	1			
56171	Exterminating & pest control services	132	719	2 908	18	12	2	1	3						
561710	Exterminating & pest control services	132	719	2 908	18	12	2	1	3						
56172	Janitorial services	2 397	7 076	32 140	185	100	32	27	18	3	4	1			
561720	Janitorial services	2 397	7 076	32 140	185	100	32	27	18	3	4	1			
56173	Landscaping services	704	2 917	21 520	251	213	20	13	4	1					
561730	Landscaping services	704	2 917	21 520	251	213	20	13	4	1					
56174	Carpet & upholstery cleaning services	104	445	1 845	16	10	3	2	1						
561740	Carpet & upholstery cleaning services	104	445	1 845	16	10	3	2	1						
56179	Other services to buildings & dwellings	107	709	4 537	26	19	4	2	1						
561790	Other services to buildings & dwellings	107	709	4 537	26	19	4	2	1						
5619	Other support services	1 581	5 916	26 681	75	36	16	12	6	2	1	2			
56191	Packaging & labeling services	219	896	3 772	11	3	3	3	2						
561910	Packaging & labeling services	219	896	3 772	11	3	3	3	2						
56192	Convention & trade show organizers	261	1 709	7 603	8	4	1	2	—	1					
561920	Convention & trade show organizers	261	1 709	7 603	8	4	1	2	—	1					
56199	All other support services	1 101	3 311	15 306	56	29	12	7	6			2			
561990	All other support services	1 101	3 311	15 306	56	29	12	7	6			2			
562	Waste management & remediation services	1 196	12 328	56 185	69	29	14	12	8	3	3				
5621	Waste collection	563	5 585	22 083	34	13	8	7	3	2	1				
56211	Waste collection	563	5 585	22 083	34	13	8	7	3	2	1				
562111	Solid waste collection	463	4 140	17 471	27	9	7	6	3	1	1				
5622	Waste treatment & disposal	(E)	(D)	(D)	7	4	1	—	—	—	2				
56221	Waste treatment & disposal	(E)	(D)	(D)	7	4	1	—	—	—	2				
5629	Remediation & oth waste management services	(E)	(D)	(D)	28	12	5	5	5	1					
56291	Remediation services	201	1 908	9 872	12	4	—	4	3	1					
562910	Remediation services	201	1 908	9 872	12	4	—	4	3	1					
<b>61</b>	<b>Educational services</b>	<b>22 885</b>	<b>184 276</b>	<b>772 240</b>	<b>229</b>	<b>114</b>	<b>35</b>	<b>24</b>	<b>22</b>	<b>15</b>	<b>12</b>	<b>4</b>	<b>1</b>	<b>2</b>	
611	Educational services	22 885	184 276	772 240	229	114	35	24	22	15	12	4	1	2	
6111	Elementary & secondary schools	3 536	24 691	101 662	63	8	8	6	15	14	11	1			
61111	Elementary & secondary schools	3 536	24 691	101 662	63	8	8	6	15	14	11	1			
611110	Elementary & secondary schools	3 536	24 691	101 662	63	8	8	6	15	14	11	1			
6113	Colleges, universities & professional schools	18 141	155 165	651 465	9	2	—	1	—	1	—	2	1	2	
61131	Colleges, universities & professional schools	18 141	155 165	651 465	9	2	—	1	—	1	—	2	1	2	
611310	Colleges, universities & professional schools	18 141	155 165	651 465	9	2	—	1	—	1	—	2	1	2	
6115	Technical & trade schools	162	780	3 432	26	14	6	5	1	—	—	—	—	—	
61151	Technical & trade schools	162	780	3 432	26	14	6	5	1	—	—	—	—	—	
6116	Other schools & instruction	947	2 533	12 017	103	69	16	11	5	—	1	1			
61161	Fine arts schools	333	956	3 998	45	29	8	5	2	—	1				
611610	Fine arts schools	333	956	3 998	45	29	8	5	2	—	1				
61169	All other schools & instruction	539	1 989	6 091	36	24	4	4	3	—	—	1			
611699	All other miscellaneous schools & instruction	402	890	4 613	14	10	1	1	1	—	—	1			
<b>62</b>	<b>Health care and social assistance</b>	<b>58 146</b>	<b>449 110</b>	<b>1 904 954</b>	<b>2 166</b>	<b>861</b>	<b>523</b>	<b>386</b>	<b>206</b>	<b>79</b>	<b>86</b>	<b>14</b>	<b>6</b>	<b>5</b>	
621	Ambulatory health care services	18 181	153 423	693 054	1 536	723	415	222	113	39	17	6	1		
6211	Offices of physicians	6 410	77 619	366 686	674	323	167	105	63	12	4	—	—	—	
62111	Offices of physicians	6 410	77 619	366 686	674	323	167	105	63	12	4	—	—	—	
621111	Offices of physicians (exc mental health)	6 180	75 483	358 243	621	283	158	103	61	12	4	—	—	—	
621112	Offices of physicians, mental health	230	2 136	8 443	53	40	9	2	2	—	—	—	—	—	
6212	Offices of dentists	2 472	18 257	86 814	391	156	159	66	10	—	—	—	—	—	
62121	Offices of dentists	2 472	18 257	86 814	391	156	159	66	10	—	—	—	—	—	
621210	Offices of dentists	2 472	18 257	86 814	391	156	159	66	10	—	—	—	—	—	
6213	Offices of other health practitioners	1 442	9 423	40 208	282	181	63	30	6	2	—	—	—	—	
62131	Offices of chiropractors	366	2 324	9 528	94	67	19	8	—	—	—	—	—	—	
621310	Offices of chiropractors	366	2 324	9 528	94	67	19	8	—	—	—	—	—	—	
62132	Offices of optometrists	195	1 113	5 153	50	35	11	4	—	—	—	—	—	—	
621320	Offices of optometrists	195	1 113	5 153	50	35	11	4	—	—	—	—	—	—	
62133	Offices of other mental health practitioners	138	1 200	4 745	33	27	2	3	1	—	—	—	—	—	
621330	Offices of other mental health practitioners	138	1 200	4 745	33	27	2	3	1	—	—	—	—	—	
62134	Offices of PT, OT, speech therapy & audiology	441	2 786	12 244	52	19	18	11	3	1	—	—	—	—	
621340	Offices of PT, OT, speech therapy & audiology	441	2 786	12 244	52	19	18	11	3	1	—	—	—	—	
62139	Offices of all other health practitioners	302	2 000	8 538	53	33	13	4	2	1	—	—	—	—	
621391	Offices of podiatrists	159	1 302	5 953	37	24	10	2	1	—	—	—	—	—	
621399	Offices of all other misc health practitioners	143	698	2 585	16	9	3	2	1	1	—	—	—	—	
6214	Outpatient care centers	2 084	15 300	63 903	67	15	16	11	12	10	2	1	—	—	
62142	Outpatient mental health, substance abuse ctrs	470	3 628	14 976	17	5	2	4	3	2	1	—	—	—	
621420	Outpatient mental health, substance abuse ctrs	470	3 628	14 976	17	5	2	4	3	2	1	—	—	—	
62149	Other outpatient care centers	1 567	11 368	47 676	43	7	11	6	9	8	1	1	—	—	
621498	All other outpatient care centers	1 084	7 637	33 104	36	7	9	6	9	4	—	1	—	—	

See footnotes at end of table.









**Table 6. Counties—Employees, Payroll, and Establishments by Industry: 2000—Con.**

[Excludes most government employees, railroad employees, and self-employed persons. Size class 1 to 4 includes establishments with payroll, but no employees, during mid-March pay period. (D) denotes figures withheld to avoid disclosing data for individual companies; the data are included in broader industry totals. Detailed industries with 100 or more employees are shown if industry was not a (D). For explanation of terms, abbreviations, and data reliability/comparability, see introductory text]

NAICS code	Industry	Number of employees for week including March 12	Payroll (\$1,000)		Total number of establishments	Number of establishments by employment-size class								
			First quarter	Annual		1 to 4	5 to 9	10 to 19	20 to 49	50 to 99	100 to 249	250 to 499	500 to 999	1,000 or more
<b>NEW LONDON—Con.</b>														
<b>31-33 Manufacturing—Con.</b>														
323	Printing & related support activities	443	3 451	13 942	23	9	8	2	—	3	1	—	—	—
3231	Printing & related support activities	443	3 451	13 942	23	9	8	2	—	3	1	—	—	—
32311	Printing	(E)	(D)	(D)	22	9	8	2	—	2	1	—	—	—
323110	Commercial lithographic printing	259	2 087	8 385	10	4	4	—	—	1	1	—	—	—
324	Petroleum & coal products mfg	135	1 859	8 074	5	1	1	2	—	—	1	—	—	—
3241	Petroleum & coal products mfg	135	1 859	8 074	5	1	1	2	—	—	1	—	—	—
32412	Asphalt paving, roofing & saturated mat mfg	(C)	(D)	(D)	4	1	1	1	—	—	1	—	—	—
325	Chemical mfg	(I)	(D)	(D)	7	1	—	—	2	2	1	—	—	1
3254	Pharmaceutical & medicine mfg	(I)	(D)	(D)	2	—	—	—	—	—	1	—	—	1
32541	Pharmaceutical & medicine mfg	(I)	(D)	(D)	2	—	—	—	—	—	1	—	—	1
3256	Soap, cleaners & toilet preparation mfg	(C)	(D)	(D)	2	—	—	—	1	1	—	—	—	—
32561	Soap & cleaning compound mfg	(C)	(D)	(D)	2	—	—	—	1	1	—	—	—	—
326	Plastics & rubber products mfg	335	2 649	11 340	9	1	2	1	3	1	1	—	—	—
3261	Plastics product mfg	(C)	(D)	(D)	8	1	2	1	3	1	—	—	—	—
32619	Other plastics product mfg	(C)	(D)	(D)	4	1	1	—	1	1	—	—	—	—
3262	Rubber product mfg	(C)	(D)	(D)	1	—	—	—	—	—	1	—	—	—
32629	Other rubber product mfg	(C)	(D)	(D)	1	—	—	—	—	—	1	—	—	—
331	Primary metal mfg	549	5 142	20 450	7	—	1	1	1	2	2	—	—	—
3314	Nonferrous (exc alum) production & processing	(E)	(D)	(D)	3	—	—	—	—	1	2	—	—	—
33142	Copper rolling, drawing, extruding & alloying	(E)	(D)	(D)	2	—	—	—	—	—	2	—	—	—
3315	Foundries	(C)	(D)	(D)	3	—	1	—	1	1	—	—	—	—
332	Fabricated metal product mfg	652	5 902	25 126	32	13	6	8	—	3	2	—	—	—
3323	Architectural & structural metals mfg	150	1 151	5 545	8	—	2	5	—	1	—	—	—	—
33232	Ornamental & architectural metal prod mfg	(C)	(D)	(D)	7	—	2	4	—	1	—	—	—	—
332322	Sheet metal work mfg	111	829	4 078	5	—	2	2	—	1	—	—	—	—
3329	Other fabricated metal product mfg	361	3 905	15 918	7	3	1	—	—	1	2	—	—	—
33291	Metal valve mfg	(E)	(D)	(D)	4	—	1	—	—	1	2	—	—	—
333	Machinery mfg	824	12 507	44 747	17	11	2	2	—	—	1	—	1	—
3332	Industrial machinery mfg	(F)	(D)	(D)	3	1	—	1	—	—	—	—	1	—
33322	Plastics & rubber industry machinery mfg	(F)	(D)	(D)	3	1	—	1	—	—	—	—	1	—
3333	Commercial & service industry machinery mfg	(C)	(D)	(D)	2	1	—	—	—	—	1	—	—	—
33331	Commercial & service industry machinery mfg	(C)	(D)	(D)	2	1	—	—	—	—	1	—	—	—
334	Computer & electronic product mfg	491	3 305	13 911	10	3	2	2	1	—	1	1	—	—
3342	Communications equipment mfg	(C)	(D)	(D)	1	—	—	—	—	—	1	—	—	—
33421	Telephone apparatus mfg	(C)	(D)	(D)	1	—	—	—	—	—	1	—	—	—
3345	Nav, measuring, medical, control instruments mfg	(E)	(D)	(D)	3	—	—	2	—	—	—	1	—	—
33451	Nav, measuring, medical, control instruments mfg	(E)	(D)	(D)	3	—	—	2	—	—	—	1	—	—
335	Electrical equip, appliance & component mfg	277	3 335	14 048	7	—	1	2	2	2	—	—	—	—
3353	Electrical equipment mfg	115	1 939	7 237	3	—	1	1	—	1	—	—	—	—
33531	Electrical equipment mfg	115	1 939	7 237	3	—	1	1	—	1	—	—	—	—
335314	Relay & industrial control mfg	115	1 939	7 237	3	—	1	1	—	1	—	—	—	—
3359	Other electrical equipment & component mfg	(C)	(D)	(D)	2	—	—	1	—	1	—	—	—	—
336	Transportation equipment mfg	(I)	(D)	(D)	9	1	2	2	2	1	—	—	—	1
3366	Ship & boat building	(I)	(D)	(D)	6	1	—	2	1	1	—	—	—	1
33661	Ship & boat building	(I)	(D)	(D)	6	1	—	2	1	1	—	—	—	1
337	Furniture & related product mfg	(C)	(D)	(D)	12	7	2	1	1	1	—	—	—	—
3372	Office furniture (including fixtures) mfg	(C)	(D)	(D)	5	2	1	—	1	1	—	—	—	—
33721	Office furniture (including fixtures) mfg	(C)	(D)	(D)	5	2	1	—	1	1	—	—	—	—
339	Miscellaneous mfg	365	2 160	9 437	23	9	6	1	4	3	—	—	—	—
3391	Medical equipment & supplies mfg	197	1 108	4 222	8	1	2	—	4	1	—	—	—	—
33911	Medical equipment & supplies mfg	197	1 108	4 222	8	1	2	—	4	1	—	—	—	—
3399	Other miscellaneous mfg	168	1 052	5 215	15	8	4	1	—	2	—	—	—	—
33992	Sporting & athletic goods mfg	136	878	4 514	6	2	1	1	—	2	—	—	—	—
339920	Sporting & athletic goods mfg	136	878	4 514	6	2	1	1	—	2	—	—	—	—
<b>42</b>	<b>Wholesale trade</b>	<b>2 572</b>	<b>25 219</b>	<b>108 537</b>	<b>195</b>	<b>92</b>	<b>38</b>	<b>37</b>	<b>19</b>	<b>6</b>	<b>2</b>	<b>1</b>	—	—
421	Wholesale trade, durable goods	1 206	13 672	56 951	131	62	27	30	9	2	1	—	—	—
4211	Motor vehicle, motor vehicle pt & supply whsle	119	678	2 955	14	6	3	4	1	—	—	—	—	—
4214	Professional & commercial equip & supp whsle	169	1 619	8 544	20	9	5	4	2	—	—	—	—	—
4216	Electrical goods whsle	327	5 018	19 564	14	5	2	3	1	2	1	—	—	—
42169	Other electronic parts & equipment whsle	(C)	(D)	(D)	3	1	—	—	—	1	1	—	—	—
4218	Machinery, equipment & supplies whsle	301	3 862	15 438	32	13	6	9	4	—	—	—	—	—
42183	Industrial machinery & equipment whsle	125	1 870	6 580	15	6	1	7	1	—	—	—	—	—
421830	Industrial machinery & equipment whsle	125	1 870	6 580	15	6	1	7	1	—	—	—	—	—
4219	Miscellaneous durable goods whsle	141	1 333	5 104	25	15	4	6	—	—	—	—	—	—
422	Wholesale trade, nondurable goods	1 366	11 547	51 586	64	30	11	7	10	4	1	1	—	—
4224	Grocery & related product whsle	506	4 496	19 424	24	11	3	3	6	—	1	—	—	—
42241	General line grocery whsle	(E)	(D)	(D)	3	1	—	1	—	—	1	—	—	—
4228	Beer, wine, distilled alcoholic beverage whsle	158	1 636	7 923	5	—	—	2	1	—	—	—	—	—
42281	Beer & ale whsle	(C)	(D)	(D)	4	—	—	1	2	1	—	—	—	—
4229	Miscellaneous nondurable goods whsle	497	3 588	15 812	13	6	3	1	1	1	—	1	—	—
42299	Other miscellaneous nondurable goods whsle	(E)	(D)	(D)	4	2	1	—	—	—	—	—	1	—

See footnotes at end of table.

**Table 6. Counties—Employees, Payroll, and Establishments by Industry: 2000—Con.**

[Excludes most government employees, railroad employees, and self-employed persons. Size class 1 to 4 includes establishments with payroll, but no employees, during mid-March pay period. (D) denotes figures withheld to avoid disclosing data for individual companies; the data are included in broader industry totals. Detailed industries with 100 or more employees are shown if industry was not a (D). For explanation of terms, abbreviations, and data reliability/comparability, see introductory text]

NAICS code	Industry	Number of employees for week including March 12	Payroll (\$1,000)		Total number of establishments	Number of establishments by employment-size class								
			First quarter	Annual		1 to 4	5 to 9	10 to 19	20 to 49	50 to 99	100 to 249	250 to 499	500 to 999	1,000 or more
<b>NEW LONDON—Con.</b>														
<b>44-45</b>	<b>Retail trade</b>	<b>13 895</b>	<b>69 426</b>	<b>293 608</b>	<b>1 113</b>	<b>501</b>	<b>310</b>	<b>167</b>	<b>87</b>	<b>27</b>	<b>17</b>	<b>4</b>	—	—
441	Motor vehicle & parts dealers	1 897	15 299	70 114	117	32	31	23	21	10	—	—	—	—
4411	Automobile dealers	1 408	12 243	56 410	51	10	4	8	20	9	—	—	—	—
44111	New car dealers	1 364	11 905	54 922	39	2	1	7	20	9	—	—	—	—
441110	New car dealers	1 364	11 905	54 922	39	2	1	7	20	9	—	—	—	—
4412	Other motor vehicle dealers	131	1 085	5 275	16	6	5	4	1	—	—	—	—	—
44122	Motorcycle & boat & other MV dealers	(C)	(D)	(D)	14	5	5	3	1	—	—	—	—	—
4413	Automotive parts, accessories & tire stores	358	1 971	8 429	50	16	22	11	—	1	—	—	—	—
44131	Automotive parts, accessories & tire stores	262	1 321	5 667	36	11	17	7	—	1	—	—	—	—
441310	Automotive parts, accessories & tire stores	262	1 321	5 667	36	11	17	7	—	1	—	—	—	—
442	Furniture & home furnishing stores	341	2 171	9 741	61	32	21	7	1	—	—	—	—	—
4421	Furniture stores	182	1 351	6 074	24	10	8	5	1	—	—	—	—	—
44211	Furniture stores	182	1 351	6 074	24	10	8	5	1	—	—	—	—	—
442110	Furniture stores	182	1 351	6 074	24	10	8	5	1	—	—	—	—	—
4422	Home furnishings stores	159	820	3 667	37	22	13	2	—	—	—	—	—	—
443	Electronics & appliance stores	341	2 354	9 092	53	27	16	8	2	—	—	—	—	—
4431	Electronics & appliance stores	341	2 354	9 092	53	27	16	8	2	—	—	—	—	—
44311	Appliance, TV & all other electronics stores	(C)	(D)	(D)	35	17	12	5	1	—	—	—	—	—
443112	Radio, television & other electronics stores	127	819	3 368	22	11	6	5	—	—	—	—	—	—
44312	Computer & software stores	115	1 020	3 693	15	8	3	3	1	—	—	—	—	—
443120	Computer & software stores	115	1 020	3 693	15	8	3	3	1	—	—	—	—	—
444	Bldg material & garden equip & supp dealers	1 120	6 880	28 752	72	29	17	15	8	2	—	1	—	—
4441	Building material & supplies dealers	945	6 211	25 488	58	21	16	11	8	1	—	1	—	—
44411	Home centers	422	2 506	9 666	5	—	—	2	2	—	—	1	—	—
444110	Home centers	422	2 506	9 666	5	—	—	2	2	—	—	1	—	—
44413	Hardware stores	(C)	(D)	(D)	11	2	5	2	1	1	—	—	—	—
44419	Other building material dealers	351	2 964	12 569	35	14	9	7	5	—	—	—	—	—
444190	Other building material dealers	351	2 964	12 569	35	14	9	7	5	—	—	—	—	—
4442	Lawn & garden equip & supplies stores	175	669	3 264	14	8	1	4	—	1	—	—	—	—
44422	Nursery & garden centers	160	593	2 576	10	5	1	3	—	1	—	—	—	—
444220	Nursery & garden centers	160	593	2 576	10	5	1	3	—	1	—	—	—	—
445	Food & beverage stores	3 369	15 060	57 598	164	83	45	11	7	6	11	1	—	—
4451	Grocery stores	2 993	13 942	52 604	75	33	11	6	7	6	11	1	—	—
44511	Grocery (except convenience) stores	2 921	13 773	51 740	54	18	7	4	7	6	11	1	—	—
445110	Grocery (except convenience) stores	2 921	13 773	51 740	54	18	7	4	7	6	11	1	—	—
4452	Specialty food stores	110	296	1 387	24	11	12	1	—	—	—	—	—	—
4453	Beer, wine & liquor stores	266	822	3 607	65	39	22	4	—	—	—	—	—	—
44531	Beer, wine & liquor stores	266	822	3 607	65	39	22	4	—	—	—	—	—	—
445310	Beer, wine & liquor stores	266	822	3 607	65	39	22	4	—	—	—	—	—	—
446	Health & personal care stores	765	3 933	16 234	75	31	17	14	12	1	—	—	—	—
4461	Health & personal care stores	765	3 933	16 234	75	31	17	14	12	1	—	—	—	—
44611	Pharmacies & drug stores	544	2 858	12 066	31	4	5	10	11	1	—	—	—	—
446110	Pharmacies & drug stores	544	2 858	12 066	31	4	5	10	11	1	—	—	—	—
447	Gasoline stations	789	3 261	13 797	116	45	48	17	6	—	—	—	—	—
4471	Gasoline stations	789	3 261	13 797	116	45	48	17	6	—	—	—	—	—
44711	Gasoline stations with convenience stores	449	1 577	6 365	61	20	28	9	4	—	—	—	—	—
447110	Gasoline stations with convenience stores	449	1 577	6 365	61	20	28	9	4	—	—	—	—	—
44719	Other gasoline stations	340	1 684	7 432	55	25	20	8	2	—	—	—	—	—
447190	Other gasoline stations	340	1 684	7 432	55	25	20	8	2	—	—	—	—	—
448	Clothing & clothing accessories stores	1 297	4 132	17 542	146	63	43	26	11	3	—	—	—	—
4481	Clothing stores	1 007	2 567	11 404	94	39	22	20	10	3	—	—	—	—
44812	Women's clothing stores	266	583	2 859	38	19	9	9	1	—	—	—	—	—
448120	Women's clothing stores	266	583	2 859	38	19	9	9	1	—	—	—	—	—
44814	Family clothing stores	474	1 231	5 427	22	7	1	4	7	3	—	—	—	—
448140	Family clothing stores	474	1 231	5 427	22	7	1	4	7	3	—	—	—	—
44819	Other clothing stores	104	265	1 067	12	6	2	3	1	—	—	—	—	—
448190	Other clothing stores	104	265	1 067	12	6	2	3	1	—	—	—	—	—
4483	Jewelry, luggage & leather goods stores	192	1 092	4 295	32	14	12	5	1	—	—	—	—	—
44831	Jewelry stores	(C)	(D)	(D)	31	13	12	5	1	—	—	—	—	—
451	Sporting goods, hobby, book & music stores	424	1 217	6 130	65	34	17	9	4	1	—	—	—	—
4511	Sporting goods, hobby, musical instrument stores	268	829	4 495	45	26	12	4	2	1	—	—	—	—
45111	Sporting goods stores	111	338	1 555	25	16	7	1	1	—	—	—	—	—
451110	Sporting goods stores	111	338	1 555	25	16	7	1	1	—	—	—	—	—
4512	Book, periodical & music stores	156	388	1 635	20	8	5	5	2	—	—	—	—	—
452	General merchandise stores	2 199	7 844	34 423	38	12	3	8	4	3	6	2	—	—
4521	Department stores	1 826	6 597	28 804	11	1	—	—	—	3	5	2	—	—
45211	Department stores	1 826	6 597	28 804	11	1	—	—	—	3	5	2	—	—
452110	Department stores	1 826	6 597	28 804	11	1	—	—	—	3	5	2	—	—
4529	Other general merchandise stores	373	1 247	5 619	27	11	3	8	4	—	1	—	—	—
45291	Warehouse clubs & superstores	(C)	(D)	(D)	1	—	—	—	—	—	1	—	—	—
45299	All other general merchandise stores	(E)	(D)	(D)	26	11	3	8	4	—	—	—	—	—

See footnotes at end of table.

Table 6. **Counties—Employees, Payroll, and Establishments by Industry: 2000—Con.**

[Excludes most government employees, railroad employees, and self-employed persons. Size class 1 to 4 includes establishments with payroll, but no employees, during mid-March pay period. (D) denotes figures withheld to avoid disclosing data for individual companies; the data are included in broader industry totals. Detailed industries with 100 or more employees are shown if industry was not a (D). For explanation of terms, abbreviations, and data reliability/comparability, see introductory text]

NAICS code	Industry	Number of employees for week including March 12	Payroll (\$1,000)		Total number of establishments	Number of establishments by employment-size class								
			First quarter	Annual		1 to 4	5 to 9	10 to 19	20 to 49	50 to 99	100 to 249	250 to 499	500 to 999	1,000 or more
<b>NEW LONDON—Con.</b>														
<b>44-45</b>	<b>Retail trade—Con.</b>													
	Miscellaneous store retailers .....	811	2 630	11 571	142	86	33	16	7	—	—	—	—	—
453	Florists .....	139	385	1 668	27	15	7	5	—	—	—	—	—	—
45311	Florists .....	139	385	1 668	27	15	7	5	—	—	—	—	—	—
453110	Florists .....	139	385	1 668	27	15	7	5	—	—	—	—	—	—
4532	Office supplies, stationery & gift stores .....	401	1 285	5 478	63	37	15	7	4	—	—	—	—	—
45321	Office supplies & stationery stores .....	145	656	2 717	10	4	1	2	3	—	—	—	—	—
453210	Office supplies & stationery stores .....	145	656	2 717	10	4	1	2	3	—	—	—	—	—
45322	Gift, novelty & souvenir stores .....	256	629	2 761	53	33	14	5	1	—	—	—	—	—
453220	Gift, novelty & souvenir stores .....	256	629	2 761	53	33	14	5	1	—	—	—	—	—
4533	Used merchandise stores .....	100	223	1 033	20	12	6	1	1	—	—	—	—	—
45331	Used merchandise stores .....	100	223	1 033	20	12	6	1	1	—	—	—	—	—
453310	Used merchandise stores .....	100	223	1 033	20	12	6	1	1	—	—	—	—	—
4539	Other miscellaneous store retailers .....	171	737	3 392	32	22	5	3	2	—	—	—	—	—
454	Nonstore retailers .....	542	4 645	18 614	64	27	19	13	4	1	—	—	—	—
4543	Direct selling establishments .....	490	4 232	16 737	57	25	17	10	4	1	—	—	—	—
45431	Fuel dealers .....	423	3 794	14 665	40	14	12	9	4	1	—	—	—	—
454311	Heating oil dealers .....	328	2 950	11 456	31	13	7	8	2	1	—	—	—	—
<b>48-49</b>	<b>Transportation &amp; warehousing .....</b>													
<b>483</b>	<b>Water transportation .....</b>													
	Deep sea, coastal & Great Lakes water trans ...	(C)	(D)	(D)	5	2	1	—	—	1	1	—	—	—
48311	Deep sea, coastal & Great Lakes water trans .	(C)	(D)	(D)	5	2	1	—	—	1	1	—	—	—
484	Truck transportation .....	592	4 913	20 951	54	20	11	13	9	1	—	—	—	—
4841	General freight trucking .....	126	1 100	4 942	19	9	5	4	1	—	—	—	—	—
4842	Specialized freight trucking .....	466	3 813	16 009	35	11	6	9	8	1	—	—	—	—
48421	Used household & office goods moving .....	193	926	4 533	11	—	2	5	4	—	—	—	—	—
484210	Used household & office goods moving .....	193	926	4 533	11	—	2	5	4	—	—	—	—	—
48422	Specialized freight (exc used) trucking, local ..	151	1 603	6 489	16	9	4	1	1	1	—	—	—	—
484220	Specialized freight (exc used) trucking, local ..	151	1 603	6 489	16	9	4	1	1	1	—	—	—	—
48423	Specialized freight (exc used) trucking, LDist ..	122	1 284	4 987	8	2	—	3	3	—	—	—	—	—
484230	Specialized freight (exc used) trucking, LDist ..	122	1 284	4 987	8	2	—	3	3	—	—	—	—	—
485	Transit & ground passenger transportation .....	646	2 808	10 217	20	4	5	2	5	3	1	—	—	—
4854	School & employee bus transportation .....	380	1 500	5 585	9	1	1	—	4	3	—	—	—	—
48541	School & employee bus transportation .....	380	1 500	5 585	9	1	1	—	4	3	—	—	—	—
485410	School & employee bus transportation .....	380	1 500	5 585	9	1	1	—	4	3	—	—	—	—
4855	Charter bus industry .....	(C)	(D)	(D)	1	—	—	—	—	—	1	—	—	—
48551	Charter bus industry .....	(C)	(D)	(D)	1	—	—	—	—	—	1	—	—	—
488	Transportation support activities .....	185	1 848	8 010	11	7	1	—	1	2	—	—	—	—
492	Couriers & messengers .....	(C)	(D)	(D)	2	—	—	—	1	1	—	—	—	—
4921	Couriers .....	(C)	(D)	(D)	2	—	—	—	1	1	—	—	—	—
49211	Couriers .....	(C)	(D)	(D)	2	—	—	—	1	1	—	—	—	—
<b>51</b>	<b>Information .....</b>													
511	Publishing industries .....	646	5 023	21 021	20	12	3	2	1	—	1	1	—	—
5111	Newspaper, periodical, book, database publishers .....	(F)	(D)	(D)	18	11	3	1	1	—	1	1	—	—
51111	Newspaper publishers .....	(F)	(D)	(D)	4	—	2	—	—	—	1	1	—	—
513	Broadcasting & telecommunications .....	806	8 233	34 758	30	15	4	2	5	1	3	—	—	—
5131	Radio & television broadcasting .....	(C)	(D)	(D)	7	2	1	2	2	—	—	—	—	—
51311	Radio broadcasting .....	109	791	2 711	5	2	—	1	2	—	—	—	—	—
513112	Radio stations .....	109	791	2 711	5	2	—	1	2	—	—	—	—	—
5132	Cable networks & program distribution .....	(C)	(D)	(D)	4	1	—	—	2	1	—	—	—	—
5133	Telecommunications .....	(F)	(D)	(D)	19	12	3	—	1	—	3	—	—	—
51331	Wired telecommunications carriers .....	(F)	(D)	(D)	18	12	2	—	1	—	3	—	—	—
514	Information & data processing services .....	602	3 724	17 027	25	9	8	3	3	1	—	1	—	—
5141	Information services .....	(E)	(D)	(D)	20	5	8	3	3	1	—	—	—	—
51412	Libraries & archives .....	(C)	(D)	(D)	15	1	8	3	3	—	—	—	—	—
5142	Data processing services .....	(E)	(D)	(D)	5	4	—	—	—	—	—	1	—	—
51421	Data processing services .....	(E)	(D)	(D)	5	4	—	—	—	—	—	1	—	—
<b>52</b>	<b>Finance &amp; insurance .....</b>													
522	Credit intermediation & related activities .....	1 356	11 056	43 010	143	39	71	20	8	5	—	—	—	—
5221	Depository credit intermediation .....	1 275	10 349	40 170	120	22	67	18	8	5	—	—	—	—
52211	Commercial banking .....	281	2 379	9 061	36	8	23	4	1	—	—	—	—	—
522110	Commercial banking .....	281	2 379	9 061	36	8	23	4	1	—	—	—	—	—
52212	Savings institutions .....	666	5 529	21 375	59	3	39	11	3	3	—	—	—	—
522120	Savings institutions .....	666	5 529	21 375	59	3	39	11	3	3	—	—	—	—
52213	Credit unions .....	328	2 441	9 734	25	11	5	3	4	2	—	—	—	—
522130	Credit unions .....	328	2 441	9 734	25	11	5	3	4	2	—	—	—	—
523	Security, commodity contracts & like activity .....	246	6 709	21 379	47	35	3	7	2	—	—	—	—	—
5231	Srcy & comdty contracts intermed & brokerage ..	(C)	(D)	(D)	21	13	1	6	1	—	—	—	—	—
52312	Securities brokerage .....	136	4 332	13 625	19	11	1	6	1	—	—	—	—	—
523120	Securities brokerage .....	136	4 332	13 625	19	11	1	6	1	—	—	—	—	—
5239	Other financial investment activities .....	(C)	(D)	(D)	26	22	2	1	1	—	—	—	—	—
524	Insurance carriers & related activities .....	578	5 951	20 838	96	64	19	8	4	1	—	—	—	—
5241	Insurance carriers .....	(C)	(D)	(D)	23	16	3	1	2	1	—	—	—	—
52412	Other direct insurance carriers .....	(C)	(D)	(D)	17	13	2	—	1	1	—	—	—	—
5242	Agencies & other insurance related activities ...	(E)	(D)	(D)	73	48	16	7	2	—	—	—	—	—
52421	Insurance agencies & brokerages .....	(E)	(D)	(D)	70	45	16	7	2	—	—	—	—	—

See footnotes at end of table.



**Table 6. Counties—Employees, Payroll, and Establishments by Industry: 2000—Con.**

[Excludes most government employees, railroad employees, and self-employed persons. Size class 1 to 4 includes establishments with payroll, but no employees, during mid-March pay period. (D) denotes figures withheld to avoid disclosing data for individual companies; the data are included in broader industry totals. Detailed industries with 100 or more employees are shown if industry was not a (D). For explanation of terms, abbreviations, and data reliability/comparability, see introductory text]

NAICS code	Industry	Number of employees for week including March 12	Payroll (\$1,000)		Total number of establishments	Number of establishments by employment-size class								
			First quarter	Annual		1 to 4	5 to 9	10 to 19	20 to 49	50 to 99	100 to 249	250 to 499	500 to 999	1,000 or more
<b>NEW LONDON—Con.</b>														
<b>61</b>	<b>Educational services . . . . .</b>	<b>3 167</b>	<b>17 801</b>	<b>73 778</b>	<b>68</b>	<b>29</b>	<b>13</b>	<b>9</b>	<b>8</b>	<b>5</b>	<b>1</b>	<b>2</b>		<b>1</b>
611	Educational services . . . . .	3 167	17 801	73 778	68	29	13	9	8	5	1	2		1
6111	Elementary & secondary schools . . . . .	871	6 232	25 812	18	2	3	4	3	4	1	1		
61111	Elementary & secondary schools . . . . .	871	6 232	25 812	18	2	3	4	3	4	1	1		
611110	Elementary & secondary schools . . . . .	871	6 232	25 812	18	2	3	4	3	4	1	1		
6113	Colleges, universities & professional schools . . . . .	(G)	(D)	(D)	3		1					1		1
61131	Colleges, universities & professional schools . . . . .	(G)	(D)	(D)	3		1					1		1
6114	Business schools & computer & mgt training . . . . .	(C)	(D)	(D)	12	6	2	3	1					
6116	Other schools & instruction . . . . .	(C)	(D)	(D)	27	17	5	2	3					
6117	Educational support services . . . . .	(C)	(D)	(D)	3	2				1				
61171	Educational support services . . . . .	(C)	(D)	(D)	3	2				1				
<b>62</b>	<b>Health care and social assistance . . . . .</b>	<b>13 394</b>	<b>97 776</b>	<b>424 706</b>	<b>603</b>	<b>230</b>	<b>139</b>	<b>122</b>	<b>68</b>	<b>19</b>	<b>22</b>	<b>1</b>		<b>2</b>
621	Ambulatory health care services . . . . .	4 009	34 820	164 991	405	181	101	77	36	7	3			
6211	Offices of physicians . . . . .	1 480	17 612	87 592	176	74	47	37	17	1				
62111	Offices of physicians . . . . .	1 480	17 612	87 592	176	74	47	37	17	1				
621111	Offices of physicians (exc mental health) . . . . .	1 417	17 192	85 636	163	67	42	36	17	1				
6212	Offices of dentists . . . . .	742	5 748	29 359	98	35	34	23	6					
62121	Offices of dentists . . . . .	742	5 748	29 359	98	35	34	23	6					
621210	Offices of dentists . . . . .	742	5 748	29 359	98	35	34	23	6					
6213	Offices of other health practitioners . . . . .	378	2 418	10 862	76	53	13	6	4					
62134	Offices of PT, OT, speech therapy & audiology . . . . .	171	1 174	5 207	19	7	6	3	3					
621340	Offices of PT, OT, speech therapy & audiology . . . . .	171	1 174	5 207	19	7	6	3	3					
6214	Outpatient care centers . . . . .	512	3 316	12 778	25	6	4	8	4	2	1			
62142	Outpatient mental health, substance abuse ctrs . . . . .	321	2 139	7 901	14	3	2	5	2	1	1			
621420	Outpatient mental health, substance abuse ctrs . . . . .	321	2 139	7 901	14	3	2	5	2	1	1			
62149	Other outpatient care centers . . . . .	(C)	(D)	(D)	9	3	1	2	2	1				
621498	All other outpatient care centers . . . . .	155	949	4 007	7	2	1	2	1	1				
6216	Home health care services . . . . .	655	4 041	16 418	13	2	2		4	4	1			
62161	Home health care services . . . . .	655	4 041	16 418	13	2	2		4	4	1			
621610	Home health care services . . . . .	655	4 041	16 418	13	2	2		4	4	1			
6219	Other ambulatory health care services . . . . .	(C)	(D)	(D)	6	2		3			1			
62191	Ambulance services . . . . .	209	1 189	5 267	5	1		3			1			
621910	Ambulance services . . . . .	209	1 189	5 267	5	1		3			1			
622	Hospitals . . . . .	(H)	(D)	(D)	4			1			1			2
6221	General medical & surgical hospitals . . . . .	3 483	32 684	132 874	3						1			2
62211	General medical & surgical hospitals . . . . .	3 483	32 684	132 874	3						1			2
622110	General medical & surgical hospitals . . . . .	3 483	32 684	132 874	3						1			2
623	Nursing & residential care facilities . . . . .	3 666	22 008	92 608	67	11	9	14	9	9	15			
6231	Nursing care facilities . . . . .	2 610	15 806	65 343	24	5			1	4	14			
62311	Nursing care facilities . . . . .	2 610	15 806	65 343	24	5			1	4	14			
623110	Nursing care facilities . . . . .	2 610	15 806	65 343	24	5			1	4	14			
6232	Residential mental retardation, health facil . . . . .	705	4 373	19 604	22	4	8	2	2	5	1			
62321	Residential mental retardation facilities . . . . .	453	2 598	11 570	13		7	2		3	1			
623210	Residential mental retardation facilities . . . . .	453	2 598	11 570	13		7	2		3	1			
62322	Residential mental health, subst abuse facil . . . . .	252	1 775	8 034	9	4	1		2	2				
623220	Residential mental health, subst abuse facil . . . . .	252	1 775	8 034	9	4	1		2	2				
6233	Community care facilities for the elderly . . . . .	213	934	4 225	12	2		5	5					
62331	Community care facilities for the elderly . . . . .	213	934	4 225	12	2		5	5					
623312	Homes for the elderly . . . . .	213	934	4 225	12	2		5	5					
6239	Other residential care facilities . . . . .	138	895	3 436	9		1	7	1					
62399	Other residential care facilities . . . . .	138	895	3 436	9		1	7	1					
623990	Other residential care facilities . . . . .	138	895	3 436	9		1	7	1					
624	Social assistance . . . . .	(G)	(D)	(D)	127	38	29	30	23	3	3	1		
6241	Individual & family services . . . . .	766	3 849	15 982	40	8	12	13	5	1		1		
62412	Services for elderly & disabled persons . . . . .	299	1 601	6 437	20	4	5	7	3	1				
624120	Services for elderly & disabled persons . . . . .	299	1 601	6 437	20	4	5	7	3	1				
62419	Other individual & family services . . . . .	389	1 884	7 856	13	3	3	6				1		
624190	Other individual & family services . . . . .	389	1 884	7 856	13	3	3	6				1		
6242	Community, emergency & other relief services . . . . .	(C)	(D)	(D)	11	3	3	1	4					
6243	Vocational rehabilitation services . . . . .	474	1 135	4 630	9		1	2	3	1	2			
62431	Vocational rehabilitation services . . . . .	474	1 135	4 630	9		1	2	3	1	2			
624310	Vocational rehabilitation services . . . . .	474	1 135	4 630	9		1	2	3	1	2			
6244	Child day care services . . . . .	849	2 580	11 108	67	27	13	14	11	1	1			
62441	Child day care services . . . . .	849	2 580	11 108	67	27	13	14	11	1	1			
624410	Child day care services . . . . .	849	2 580	11 108	67	27	13	14	11	1	1			
<b>71</b>	<b>Arts, entertainment &amp; recreation . . . . .</b>	<b>20 287</b>	<b>110 486</b>	<b>504 919</b>	<b>130</b>	<b>68</b>	<b>26</b>	<b>20</b>	<b>10</b>	<b>2</b>	<b>1</b>	<b>1</b>		<b>2</b>
711	Performing arts, spectator sports & related industries . . . . .	(C)	(D)	(D)	20	14	3	1	2					
712	Museums, historical sites & like institutions . . . . .	715	4 033	17 838	16	8	1	4		1	1	1		
7121	Museums, historical sites & like institutions . . . . .	715	4 033	17 838	16	8	1	4		1	1	1		
71211	Museums . . . . .	478	2 733	11 662	9	3	1	3		1	1	1		
712110	Museums . . . . .	478	2 733	11 662	9	3	1	3		1	1	1		
71213	Zoos & botanical gardens . . . . .	(C)	(D)	(D)	3	2					1			

See footnotes at end of table.



**Table 6. Counties—Employees, Payroll, and Establishments by Industry: 2000—Con.**

[Excludes most government employees, railroad employees, and self-employed persons. Size class 1 to 4 includes establishments with payroll, but no employees, during mid-March pay period. (D) denotes figures withheld to avoid disclosing data for individual companies; the data are included in broader industry totals. Detailed industries with 100 or more employees are shown if industry was not a (D). For explanation of terms, abbreviations, and data reliability/comparability, see introductory text]

NAICS code	Industry	Number of employees for week including March 12	Payroll (\$1,000)		Total number of establishments	Number of establishments by employment-size class									
			First quarter	Annual		1 to 4	5 to 9	10 to 19	20 to 49	50 to 99	100 to 249	250 to 499	500 to 999	1,000 or more	
<b>NEW LONDON—Con.</b>															
<b>71</b>	<b>Arts, entertainment &amp; recreation—Con.</b>														
713	Amusement, gambling & recreation industries . . . . .	(J)	(D)	(D)	94	46	22	15	8	1	—	—	—	2	
7132	Gambling industries . . . . .	(J)	(D)	(D)	3	1	—	—	—	—	—	—	—	2	
71321	Casinos (except hotel casinos) . . . . .	(J)	(D)	(D)	2	—	—	—	—	—	—	—	—	2	
7139	Other amusement & recreation industries . . . . .	(F)	(D)	(D)	88	44	22	13	8	1	—	—	—	—	
71391	Golf courses & country clubs . . . . .	136	375	2 856	10	4	3	2	—	1	—	—	—	—	
713910	Golf courses & country clubs . . . . .	136	375	2 856	10	4	3	2	—	1	—	—	—	—	
71393	Marinas . . . . .	154	1 059	5 337	26	9	11	6	—	—	—	—	—	—	
713930	Marinas . . . . .	154	1 059	5 337	26	9	11	6	—	—	—	—	—	—	
71394	Fitness & recreational sports centers . . . . .	266	631	2 617	31	16	6	4	5	—	—	—	—	—	
713940	Fitness & recreational sports centers . . . . .	266	631	2 617	31	16	6	4	5	—	—	—	—	—	
<b>72</b>	<b>Accommodation &amp; food services . . . . .</b>	<b>8 466</b>	<b>25 747</b>	<b>119 497</b>	<b>569</b>	<b>206</b>	<b>104</b>	<b>109</b>	<b>126</b>	<b>20</b>	<b>3</b>	<b>1</b>	<b>—</b>	<b>—</b>	
721	Accommodation . . . . .	1 637	7 440	33 083	69	30	5	11	14	7	1	1	—	—	
7211	Traveler accommodation . . . . .	(G)	(D)	(D)	54	17	3	11	14	7	1	1	—	—	
72111	Hotels (exc casino hotels) & motels . . . . .	1 600	7 251	31 572	51	14	3	11	14	7	1	1	—	—	
721110	Hotels (exc casino hotels) & motels . . . . .	1 600	7 251	31 572	51	14	3	11	14	7	1	1	—	—	
722	Food services & drinking places . . . . .	6 829	18 307	86 414	500	176	99	98	112	13	2	—	—	—	
7221	Full-service restaurants . . . . .	3 259	8 846	41 410	190	50	31	51	49	7	2	—	—	—	
72211	Full-service restaurants . . . . .	3 259	8 846	41 410	190	50	31	51	49	7	2	—	—	—	
722110	Full-service restaurants . . . . .	3 259	8 846	41 410	190	50	31	51	49	7	2	—	—	—	
7222	Limited-service eating places . . . . .	2 805	7 190	34 310	216	74	44	39	56	3	—	—	—	—	
72221	Limited-service eating places . . . . .	2 805	7 190	34 310	216	74	44	39	56	3	—	—	—	—	
722211	Limited-service restaurants . . . . .	2 202	5 886	27 759	168	57	31	32	47	1	—	—	—	—	
7223	Special food services . . . . .	547	1 696	8 081	38	12	5	6	3	—	—	—	—	—	
72231	Food service contractors . . . . .	462	1 490	6 859	23	3	9	3	5	3	—	—	—	—	
722310	Food service contractors . . . . .	462	1 490	6 859	23	3	9	3	5	3	—	—	—	—	
7224	Drinking places (alcoholic beverages) . . . . .	218	575	2 613	56	40	12	3	1	—	—	—	—	—	
72241	Drinking places (alcoholic beverages) . . . . .	218	575	2 613	56	40	12	3	1	—	—	—	—	—	
722410	Drinking places (alcoholic beverages) . . . . .	218	575	2 613	56	40	12	3	1	—	—	—	—	—	
<b>81</b>	<b>Other services (except public administration) . . . . .</b>	<b>3 608</b>	<b>15 355</b>	<b>65 195</b>	<b>664</b>	<b>391</b>	<b>185</b>	<b>65</b>	<b>19</b>	<b>3</b>	<b>1</b>	<b>—</b>	<b>—</b>	<b>—</b>	
811	Repair & maintenance . . . . .	798	4 697	20 613	175	111	43	18	3	—	—	—	—	—	
8111	Automotive repair & maintenance . . . . .	646	3 822	16 616	133	78	38	15	2	—	—	—	—	—	
81111	Automotive mechanical & electrical R&M . . . . .	389	2 535	10 751	82	52	21	7	2	—	—	—	—	—	
811111	General automotive repair . . . . .	294	1 854	7 961	64	44	13	5	2	—	—	—	—	—	
81112	Automotive body, paint, interior & glass repair . . . . .	111	768	3 487	29	18	9	2	—	—	—	—	—	—	
81119	Other automotive R&M . . . . .	146	519	2 378	22	8	8	6	—	—	—	—	—	—	
812	Personal & laundry services . . . . .	1 333	5 157	22 359	227	122	71	28	4	1	1	—	—	—	
8121	Personal care services . . . . .	666	2 143	9 536	139	82	38	17	1	1	—	—	—	—	
81211	Hair, nail & skin care services . . . . .	639	2 095	9 298	128	72	38	16	1	1	—	—	—	—	
812112	Beauty salons . . . . .	594	1 919	8 574	116	63	36	16	—	1	—	—	—	—	
8122	Death care services . . . . .	138	712	3 286	27	9	15	3	—	—	—	—	—	—	
81221	Funeral homes . . . . .	100	484	2 169	18	6	9	3	—	—	—	—	—	—	
812210	Funeral homes . . . . .	100	484	2 169	18	6	9	3	—	—	—	—	—	—	
8123	Drycleaning & laundry services . . . . .	250	794	3 291	33	11	15	4	3	—	—	—	—	—	
81232	Drycleaning & laundry services (exc coin-op) . . . . .	154	582	2 442	15	5	4	3	3	—	—	—	—	—	
812320	Drycleaning & laundry services (exc coin-op) . . . . .	154	582	2 442	15	5	4	3	3	—	—	—	—	—	
8129	Other personal services . . . . .	279	1 508	6 246	28	20	3	4	—	—	1	—	—	—	
81292	Photofinishing . . . . .	(C)	(D)	(D)	6	3	1	1	—	—	1	—	—	—	
813	Religious, grantmaking, civic, prof & like organizations . . . . .	1 477	5 501	22 223	262	158	71	19	12	2	—	—	—	—	
8131	Religious organizations . . . . .	1 054	3 648	14 585	131	65	39	13	12	2	—	—	—	—	
81311	Religious organizations . . . . .	1 054	3 648	14 585	131	65	39	13	12	2	—	—	—	—	
813110	Religious organizations . . . . .	1 054	3 648	14 585	131	65	39	13	12	2	—	—	—	—	
8134	Civic & social organizations . . . . .	185	448	1 895	43	22	18	3	—	—	—	—	—	—	
81341	Civic & social organizations . . . . .	185	448	1 895	43	22	18	3	—	—	—	—	—	—	
813410	Civic & social organizations . . . . .	185	448	1 895	43	22	18	3	—	—	—	—	—	—	
8139	Business, labor, political, like organizations . . . . .	182	974	4 013	70	57	11	2	—	—	—	—	—	—	
<b>95</b>	<b>Auxiliaries (exc corporate, subsidiary &amp; regional mgt) . . . . .</b>	<b>201</b>	<b>1 319</b>	<b>6 697</b>	<b>8</b>	<b>2</b>	<b>2</b>	<b>2</b>	<b>1</b>	<b>—</b>	<b>1</b>	<b>—</b>	<b>—</b>	<b>—</b>	
<b>99</b>	<b>Unclassified establishments . . . . .</b>	<b>118</b>	<b>371</b>	<b>2 514</b>	<b>86</b>	<b>82</b>	<b>3</b>	<b>1</b>	<b>—</b>	<b>—</b>	<b>—</b>	<b>—</b>	<b>—</b>	<b>—</b>	
<b>TOLLAND</b>															
	<b>Total . . . . .</b>	<b>(K)</b>	<b>(D)</b>	<b>(D)</b>	<b>2 531</b>	<b>1 455</b>	<b>516</b>	<b>296</b>	<b>174</b>	<b>45</b>	<b>35</b>	<b>6</b>	<b>3</b>	<b>1</b>	
<b>11</b>	<b>Forestry, fishing, hunting, and agriculture support . . . . .</b>	<b>(A)</b>	<b>(D)</b>	<b>(D)</b>	<b>6</b>	<b>5</b>	<b>—</b>	<b>1</b>	<b>—</b>	<b>—</b>	<b>—</b>	<b>—</b>	<b>—</b>	<b>—</b>	
<b>21</b>	<b>Mining . . . . .</b>	<b>(B)</b>	<b>(D)</b>	<b>(D)</b>	<b>4</b>	<b>3</b>	<b>—</b>	<b>—</b>	<b>1</b>	<b>—</b>	<b>—</b>	<b>—</b>	<b>—</b>	<b>—</b>	
<b>22</b>	<b>Utilities . . . . .</b>	<b>(C)</b>	<b>(D)</b>	<b>(D)</b>	<b>1</b>	<b>—</b>	<b>—</b>	<b>—</b>	<b>—</b>	<b>—</b>	<b>1</b>	<b>—</b>	<b>—</b>	<b>—</b>	
221	Utilities . . . . .	(C)	(D)	(D)	1	—	—	—	—	—	1	—	—	—	
2211	Elec pwr generation, transmsn & distribution . . . . .	(C)	(D)	(D)	1	—	—	—	—	—	1	—	—	—	
22112	Electric pwr transmsn, control & distribution . . . . .	(C)	(D)	(D)	1	—	—	—	—	—	1	—	—	—	

See footnotes at end of table.

**Table 6. Counties—Employees, Payroll, and Establishments by Industry: 2000—Con.**

[Excludes most government employees, railroad employees, and self-employed persons. Size class 1 to 4 includes establishments with payroll, but no employees, during mid-March pay period. (D) denotes figures withheld to avoid disclosing data for individual companies; the data are included in broader industry totals. Detailed industries with 100 or more employees are shown if industry was not a (D). For explanation of terms, abbreviations, and data reliability/comparability, see introductory text]

NAICS code	Industry	Number of employees for week including March 12	Payroll (\$1,000)		Total number of establishments	Number of establishments by employment-size class								
			First quarter	Annual		1 to 4	5 to 9	10 to 19	20 to 49	50 to 99	100 to 249	250 to 499	500 to 999	1,000 or more
<b>TOLLAND—Con.</b>														
<b>23</b>	<b>Construction</b>	<b>1 962</b>	<b>17 355</b>	<b>82 744</b>	<b>366</b>	<b>269</b>	<b>56</b>	<b>24</b>	<b>14</b>	<b>2</b>	—	<b>1</b>	—	—
233	Building, developing & general contracting	545	4 329	21 813	117	82	21	8	5	1	—	—	—	—
2332	Residential building construction	(E)	(D)	(D)	94	71	18	4	1	—	—	—	—	—
23321	Single-family housing construction	283	1 828	10 310	92	69	18	4	1	—	—	—	—	—
233210	Single-family housing construction	283	1 828	10 310	92	69	18	4	1	—	—	—	—	—
2333	Nonresidential building construction	260	2 497	11 480	22	10	3	4	4	1	—	—	—	—
23332	Commercial & institutional bldg construction	(C)	(D)	(D)	20	10	3	4	3	—	—	—	—	—
234	Heavy construction	138	1 352	8 309	17	9	3	4	1	—	—	—	—	—
235	Special trade contractors	1 279	11 674	52 622	232	178	32	12	8	1	—	1	—	—
2351	Plumbing, heating & AC contractor	528	5 698	24 595	46	34	6	4	1	—	—	1	—	—
23511	Plumbing, heating & AC contractor	528	5 698	24 595	46	34	6	4	1	—	—	1	—	—
235110	Plumbing, heating & AC contractor	528	5 698	24 595	46	34	6	4	1	—	—	1	—	—
2353	Electrical contractors	136	944	4 445	45	33	11	1	—	—	—	—	—	—
23531	Electrical contractors	136	944	4 445	45	33	11	1	—	—	—	—	—	—
235310	Electrical contractors	136	944	4 445	45	33	11	1	—	—	—	—	—	—
2354	Masonry, drywall, insulation, tile contractors	149	1 521	6 069	28	20	3	2	3	—	—	—	—	—
2355	Carpentry & floor contractors	114	1 049	3 601	36	30	4	1	1	—	—	—	—	—
2359	Other special trade contractors	190	1 344	7 696	29	19	5	3	1	1	—	—	—	—
23599	All other special trade contractors	(C)	(D)	(D)	14	9	3	—	1	1	—	—	—	—
<b>31-33</b>	<b>Manufacturing</b>	<b>4 289</b>	<b>38 821</b>	<b>155 363</b>	<b>158</b>	<b>74</b>	<b>26</b>	<b>26</b>	<b>16</b>	<b>4</b>	<b>10</b>	<b>1</b>	<b>1</b>	—
311	Food mfg	182	1 558	5 672	8	4	2	—	1	—	1	—	—	—
3114	Fruit & veg preserving & specialty food mfg	(C)	(D)	(D)	1	—	—	—	—	—	1	—	—	—
31142	Fruit & veg canning, pickling & drying	(C)	(D)	(D)	1	—	—	—	—	—	1	—	—	—
313	Textile mills	478	3 971	17 208	3	—	—	—	1	—	2	—	—	—
3132	Fabric mills	(C)	(D)	(D)	1	—	—	—	—	—	1	—	—	—
31321	Broadwoven fabric mills	(C)	(D)	(D)	1	—	—	—	—	—	1	—	—	—
3133	Textile, fabric finishing, fabric coating mills	(E)	(D)	(D)	2	—	—	—	1	—	1	—	—	—
31331	Textile & fabric finishing mills	(E)	(D)	(D)	2	—	—	—	1	—	1	—	—	—
322	Paper mfg	(C)	(D)	(D)	3	1	—	—	1	1	—	—	—	—
3222	Converted paper product mfg	(C)	(D)	(D)	3	1	—	—	1	1	—	—	—	—
32221	Paperboard container mfg	(C)	(D)	(D)	2	—	—	—	1	1	—	—	—	—
323	Printing & related support activities	490	4 074	17 126	15	10	1	—	1	1	2	—	—	—
3231	Printing & related support activities	490	4 074	17 126	15	10	1	—	1	1	2	—	—	—
32311	Printing	(E)	(D)	(D)	14	9	1	—	1	1	2	—	—	—
325	Chemical mfg	(C)	(D)	(D)	5	1	2	—	1	—	1	—	—	—
3256	Soap, cleaners & toilet preparation mfg	(C)	(D)	(D)	2	1	—	—	—	—	1	—	—	—
32561	Soap & cleaning compound mfg	(C)	(D)	(D)	2	1	—	—	—	—	1	—	—	—
326	Plastics & rubber products mfg	213	1 205	4 992	8	2	2	2	1	—	1	—	—	—
3261	Plastics product mfg	(C)	(D)	(D)	7	2	2	2	—	—	1	—	—	—
32619	Other plastics product mfg	(C)	(D)	(D)	6	2	2	1	—	—	1	—	—	—
332	Fabricated metal product mfg	319	3 096	14 563	37	25	3	5	3	1	—	—	—	—
3329	Other fabricated metal product mfg	(C)	(D)	(D)	3	1	—	—	1	1	—	—	—	—
33291	Metal valve mfg	(C)	(D)	(D)	2	—	—	—	1	1	—	—	—	—
333	Machinery mfg	1 064	11 025	37 320	19	7	4	5	1	—	1	—	1	—
3332	Industrial machinery mfg	(F)	(D)	(D)	7	2	3	1	—	—	—	—	1	—
33329	Other industrial machinery mfg	(F)	(D)	(D)	4	—	2	—	—	—	—	—	1	—
3339	Other general purpose machinery mfg	(C)	(D)	(D)	4	2	—	1	—	—	1	—	—	—
33399	All other general purpose machinery mfg	(C)	(D)	(D)	3	2	—	—	—	—	1	—	—	—
334	Computer & electronic product mfg	684	5 782	22 566	10	—	2	3	3	—	1	1	—	—
3344	Semiconductor & oth electronic component mfg	609	5 046	19 421	5	—	—	1	2	—	1	1	—	—
33441	Semiconductor & oth electronic component mfg	609	5 046	19 421	5	—	—	1	2	—	1	1	—	—
336	Transportation equipment mfg	(C)	(D)	(D)	6	2	2	1	—	—	1	—	—	—
3364	Aerospace product & parts mfg	(C)	(D)	(D)	2	1	—	—	—	—	1	—	—	—
33641	Aerospace product & parts mfg	(C)	(D)	(D)	2	1	—	—	—	—	1	—	—	—
339	Miscellaneous mfg	222	1 937	8 533	18	10	2	3	2	1	—	—	—	—
3391	Medical equipment & supplies mfg	148	1 519	6 501	9	5	—	2	1	1	—	—	—	—
33911	Medical equipment & supplies mfg	148	1 519	6 501	9	5	—	2	1	1	—	—	—	—
339112	Surgical & medical instrument mfg	123	1 349	5 812	3	—	—	1	1	1	—	—	—	—
<b>42</b>	<b>Wholesale trade</b>	<b>694</b>	<b>6 610</b>	<b>33 042</b>	<b>103</b>	<b>76</b>	<b>9</b>	<b>10</b>	<b>6</b>	<b>1</b>	<b>1</b>	—	—	—
421	Wholesale trade, durable goods	466	4 511	21 722	76	56	8	6	5	1	—	—	—	—
4216	Electrical goods whsle	166	1 997	10 115	12	7	2	1	1	1	—	—	—	—
4218	Machinery, equipment & supplies whsle	108	944	4 463	23	18	2	1	2	—	—	—	—	—
422	Wholesale trade, nondurable goods	228	2 099	11 320	27	20	1	4	1	—	1	—	—	—
4224	Grocery & related product whsle	160	1 330	7 930	6	2	1	1	1	—	1	—	—	—
42243	Dairy product (exc dried or canned) whsle	(C)	(D)	(D)	2	—	1	—	—	—	1	—	—	—

See footnotes at end of table.

**Table 6. Counties—Employees, Payroll, and Establishments by Industry: 2000—Con.**

[Excludes most government employees, railroad employees, and self-employed persons. Size class 1 to 4 includes establishments with payroll, but no employees, during mid-March pay period. (D) denotes figures withheld to avoid disclosing data for individual companies; the data are included in broader industry totals. Detailed industries with 100 or more employees are shown if industry was not a (D). For explanation of terms, abbreviations, and data reliability/comparability, see introductory text]

NAICS code	Industry	Number of employees for week including March 12	Payroll (\$1,000)		Total number of establishments	Number of establishments by employment-size class								
			First quarter	Annual		1 to 4	5 to 9	10 to 19	20 to 49	50 to 99	100 to 249	250 to 499	500 to 999	1,000 or more
<b>TOLLAND—Con.</b>														
<b>44-45</b>	<b>Retail trade</b>	<b>5 223</b>	<b>24 861</b>	<b>105 768</b>	<b>417</b>	<b>198</b>	<b>110</b>	<b>55</b>	<b>33</b>	<b>13</b>	<b>6</b>	<b>2</b>		
441	Motor vehicle & parts dealers	705	6 007	26 177	49	18	16	4	7	4				
4411	Automobile dealers	548	4 956	21 634	25	10	3	2	6	4				
441110	New car dealers	528	4 867	21 107	18	5	1	2	6	4				
441110	New car dealers	528	4 867	21 107	18	5	1	2	6	4				
4413	Automotive parts, accessories & tire stores	122	764	3 250	19	5	12	2						
444	Bldg material & garden equip & supp dealers	442	2 262	11 252	51	24	11	11	4	1				
4441	Building material & supplies dealers	267	1 331	6 838	33	16	8	7	1	1				
44413	Hardware stores	(C)	(D)	(D)	11	3	2	5		1				
44419	Other building material dealers	108	744	4 686	18	11	5	1	1					
444190	Other building material dealers	108	744	4 686	18	11	5	1	1					
4442	Lawn & garden equip & supplies stores	175	931	4 414	18	8	3	4	3					
44422	Nursery & garden centers	143	785	3 652	10	2	2	3	3					
444220	Nursery & garden centers	143	785	3 652	10	2	2	3	3					
445	Food & beverage stores	1 727	6 526	26 036	67	39	11	5	3	4	3	2		
4451	Grocery stores	1 597	6 225	24 690	29	10	4	3	3	4	3	2		
44511	Grocery (except convenience) stores	1 547	6 099	24 129	21	6	1	2	3	4	3	2		
445110	Grocery (except convenience) stores	1 547	6 099	24 129	21	6	1	2	3	4	3	2		
446	Health & personal care stores	420	1 938	8 018	28	7	7	5	8	1				
4461	Health & personal care stores	420	1 938	8 018	28	7	7	5	8	1				
44611	Pharmacies & drug stores	353	1 543	6 136	16		3	4	8	1				
446110	Pharmacies & drug stores	353	1 543	6 136	16		3	4	8	1				
447	Gasoline stations	481	2 172	8 868	54	22	18	12	1		1			
4471	Gasoline stations	481	2 172	8 868	54	22	18	12	1		1			
44711	Gasoline stations with convenience stores	244	909	3 670	34	12	11	10	1					
447110	Gasoline stations with convenience stores	244	909	3 670	34	12	11	10	1					
44719	Other gasoline stations	237	1 263	5 198	20	10	7	2			1			
447190	Other gasoline stations	237	1 263	5 198	20	10	7	2			1			
448	Clothing & clothing accessories stores	334	1 160	4 685	35	16	10	4	4	1				
4481	Clothing stores	277	886	3 474	23	8	8	2	4	1				
44814	Family clothing stores	200	678	2 523	8	1	2		4	1				
448140	Family clothing stores	200	678	2 523	8	1	2		4	1				
451	Sporting goods, hobby, book & music stores	247	853	3 479	25	17	5	1	1		1			
4512	Book, periodical & music stores	207	720	2 886	8	3	2	1	1		1			
45121	Book stores & news dealers	(C)	(D)	(D)	7	2	2	1	1		1			
452	General merchandise stores	270	834	3 709	8	3	1	1		2	1			
4521	Department stores	(C)	(D)	(D)	3					2	1			
45211	Department stores	(C)	(D)	(D)	3					2	1			
453	Miscellaneous store retailers	242	793	3 138	39	20	13	4	2					
4532	Office supplies, stationery & gift stores	129	470	1 455	10	4	1	3	2					
454	Nonstore retailers	211	1 539	7 257	25	10	5	7	3					
4543	Direct selling establishments	168	1 292	5 660	18	6	3	7	2					
45431	Fuel dealers	149	1 225	5 355	14	3	3	6	2					
454311	Heating oil dealers	111	882	3 832	11	3	3	3	2					
<b>48-49</b>	<b>Transportation &amp; warehousing</b>	<b>941</b>	<b>4 290</b>	<b>16 343</b>	<b>46</b>	<b>28</b>	<b>5</b>	<b>2</b>	<b>7</b>	<b>3</b>		<b>1</b>		
484	Truck transportation	114	972	4 376	26	19	4	2	1					
485	Transit & ground passenger transportation	387	1 291	4 719	12	3	1		5	3				
4854	School & employee bus transportation	(E)	(D)	(D)	10	2	1		4	3				
48541	School & employee bus transportation	(E)	(D)	(D)	10	2	1		4	3				
492	Couriers & messengers	(E)	(D)	(D)	3	1			1			1		
4921	Couriers	(E)	(D)	(D)	2				1			1		
49211	Couriers	(E)	(D)	(D)	2				1			1		
<b>51</b>	<b>Information</b>	<b>588</b>	<b>5 194</b>	<b>27 449</b>	<b>35</b>	<b>16</b>	<b>9</b>	<b>4</b>	<b>3</b>	<b>2</b>	<b>1</b>			
511	Publishing industries	(C)	(D)	(D)	10	6	2			2				
514	Information & data processing services	319	2 689	12 311	10	2	2	3	2		1			
5141	Information services	(E)	(D)	(D)	7		2	3	1		1			
51419	Other information services	(C)	(D)	(D)	2		1				1			
<b>52</b>	<b>Finance &amp; insurance</b>	<b>832</b>	<b>8 142</b>	<b>32 550</b>	<b>117</b>	<b>51</b>	<b>47</b>	<b>11</b>	<b>7</b>	<b>1</b>				
522	Credit intermediation & related activities	(F)	(D)	(D)	55	7	36	8	3	1				
5221	Depository credit intermediation	497	3 941	15 151	49	4	33	8	3	1				
52212	Savings institutions	426	3 428	13 180	37	2	23	8	3	1				
522120	Savings institutions	426	3 428	13 180	37	2	23	8	3	1				
524	Insurance carriers & related activities	303	3 905	16 232	54	36	11	3	4					
5241	Insurance carriers	(C)	(D)	(D)	12	7	1	2	2					
5242	Agencies & other insurance related activities	(C)	(D)	(D)	42	29	10	1	2					
52421	Insurance agencies & brokerages	(C)	(D)	(D)	40	27	10	1	2					
<b>53</b>	<b>Real estate &amp; rental &amp; leasing</b>	<b>313</b>	<b>1 547</b>	<b>6 832</b>	<b>68</b>	<b>47</b>	<b>13</b>	<b>6</b>	<b>2</b>					
531	Real estate	(C)	(D)	(D)	53	38	12	1	2					
5311	Lessors of real estate	143	776	3 157	23	12	8	1	2					

See footnotes at end of table.

**Table 6. Counties—Employees, Payroll, and Establishments by Industry: 2000—Con.**

[Excludes most government employees, railroad employees, and self-employed persons. Size class 1 to 4 includes establishments with payroll, but no employees, during mid-March pay period. (D) denotes figures withheld to avoid disclosing data for individual companies; the data are included in broader industry totals. Detailed industries with 100 or more employees are shown if industry was not a (D). For explanation of terms, abbreviations, and data reliability/comparability, see introductory text]

NAICS code	Industry	Number of employees for week including March 12	Payroll (\$1,000)		Total number of establishments	Number of establishments by employment-size class								
			First quarter	Annual		1 to 4	5 to 9	10 to 19	20 to 49	50 to 99	100 to 249	250 to 499	500 to 999	1,000 or more
<b>TOLLAND—Con.</b>														
<b>54</b>	<b>Professional, scientific &amp; technical services</b>	<b>1 212</b>	<b>11 577</b>	<b>53 392</b>	<b>226</b>	<b>158</b>	<b>29</b>	<b>25</b>	<b>13</b>	<b>1</b>	—	—	—	—
541	Professional, scientific & technical services	1 212	11 577	53 392	226	158	29	25	13	1	—	—	—	—
5411	Legal services	195	1 633	6 727	39	26	8	2	3	—	—	—	—	—
54111	Offices of lawyers	195	1 633	6 727	39	26	8	2	3	—	—	—	—	—
541110	Offices of lawyers	195	1 633	6 727	39	26	8	2	3	—	—	—	—	—
5412	Accounting, tax prep, bookkeep, payroll services	(C)	(D)	(D)	16	8	5	2	1	—	—	—	—	—
54121	Accounting, tax prep, bookkeep, payroll services	(C)	(D)	(D)	16	8	5	2	1	—	—	—	—	—
5413	Architectural, engineering & related services	308	3 212	16 618	45	28	8	5	4	—	—	—	—	—
54133	Engineering services	171	1 859	10 569	21	12	4	2	3	—	—	—	—	—
541330	Engineering services	171	1 859	10 569	21	12	4	2	3	—	—	—	—	—
5415	Computer systems design & related services	181	2 772	12 196	46	38	2	4	2	—	—	—	—	—
54151	Computer systems design & related services	181	2 772	12 196	46	38	2	4	2	—	—	—	—	—
5416	Management, sci & tech consulting services	139	1 576	6 099	39	32	2	4	1	—	—	—	—	—
5419	Oth professional, scientific, technical services	207	1 243	6 808	24	14	2	5	2	1	—	—	—	—
54194	Veterinary services	126	688	3 550	11	5	2	3	—	1	—	—	—	—
541940	Veterinary services	126	688	3 550	11	5	2	3	—	1	—	—	—	—
<b>55</b>	<b>Management of companies &amp; enterprises</b>	<b>(G)</b>	<b>(D)</b>	<b>(D)</b>	<b>3</b>	—	<b>2</b>	—	—	—	—	—	—	<b>1</b>
551	Management of companies & enterprises	(G)	(D)	(D)	3	—	2	—	—	—	—	—	—	1
5511	Management of companies & enterprises	(G)	(D)	(D)	3	—	2	—	—	—	—	—	—	1
55111	Management of companies & enterprises	(G)	(D)	(D)	3	—	2	—	—	—	—	—	—	1
<b>56</b>	<b>Admin, support, waste mgt, remediation services</b>	<b>631</b>	<b>2 600</b>	<b>12 692</b>	<b>128</b>	<b>89</b>	<b>25</b>	<b>9</b>	<b>3</b>	<b>2</b>	—	—	—	—
561	Administrative & support services	603	2 392	11 653	123	87	23	8	3	2	—	—	—	—
5617	Services to buildings & dwellings	307	1 017	5 938	80	62	12	4	1	1	—	—	—	—
56172	Janitorial services	(C)	(D)	(D)	23	13	5	3	1	1	—	—	—	—
<b>61</b>	<b>Educational services</b>	<b>357</b>	<b>1 872</b>	<b>6 288</b>	<b>34</b>	<b>21</b>	<b>7</b>	<b>3</b>	<b>1</b>	<b>1</b>	<b>1</b>	—	—	—
611	Educational services	357	1 872	6 288	34	21	7	3	1	1	1	—	—	—
6111	Elementary & secondary schools	(C)	(D)	(D)	7	1	2	2	1	—	1	—	—	—
61111	Elementary & secondary schools	(C)	(D)	(D)	7	1	2	2	1	—	1	—	—	—
<b>62</b>	<b>Health care and social assistance</b>	<b>5 082</b>	<b>33 561</b>	<b>140 024</b>	<b>256</b>	<b>121</b>	<b>62</b>	<b>42</b>	<b>14</b>	<b>3</b>	<b>11</b>	<b>1</b>	<b>2</b>	—
621	Ambulatory health care services	1 786	11 915	51 190	154	83	42	18	5	1	4	1	—	—
6211	Offices of physicians	524	4 398	18 783	65	35	18	6	5	—	1	—	—	—
62111	Offices of physicians	524	4 398	18 783	65	35	18	6	5	—	1	—	—	—
6212	Offices of dentists	281	1 902	8 787	47	19	21	7	—	—	—	—	—	—
62121	Offices of dentists	281	1 902	8 787	47	19	21	7	—	—	—	—	—	—
621210	Offices of dentists	281	1 902	8 787	47	19	21	7	—	—	—	—	—	—
6213	Offices of other health practitioners	112	596	2 750	28	21	3	4	—	—	—	—	—	—
6214	Outpatient care centers	(C)	(D)	(D)	4	3	—	—	—	—	1	—	—	—
62149	Other outpatient care centers	(C)	(D)	(D)	3	2	—	—	—	—	1	—	—	—
6216	Home health care services	627	3 476	14 788	5	1	—	1	—	—	2	1	—	—
62161	Home health care services	627	3 476	14 788	5	1	—	1	—	—	2	1	—	—
621610	Home health care services	627	3 476	14 788	5	1	—	1	—	—	2	1	—	—
622	Hospitals	(G)	(D)	(D)	5	—	1	—	—	—	2	—	2	—
6221	General medical & surgical hospitals	1 321	10 754	45 838	3	—	—	—	—	—	1	—	2	—
62211	General medical & surgical hospitals	1 321	10 754	45 838	3	—	—	—	—	—	1	—	2	—
622110	General medical & surgical hospitals	1 321	10 754	45 838	3	—	—	—	—	—	1	—	2	—
6222	Psychiatric & substance abuse hospitals	(C)	(D)	(D)	2	—	1	—	—	—	1	—	—	—
62221	Psychiatric & substance abuse hospitals	(C)	(D)	(D)	2	—	1	—	—	—	1	—	—	—
623	Nursing & residential care facilities	1 095	6 423	25 102	32	8	8	10	1	—	5	—	—	—
6231	Nursing care facilities	859	5 142	20 276	7	2	—	—	—	—	5	—	—	—
62311	Nursing care facilities	859	5 142	20 276	7	2	—	—	—	—	5	—	—	—
623110	Nursing care facilities	859	5 142	20 276	7	2	—	—	—	—	5	—	—	—
6232	Residential mental retardation, health facil	142	833	3 057	12	1	3	7	1	—	—	—	—	—
62321	Residential mental retardation facilities	142	833	3 057	12	1	3	7	1	—	—	—	—	—
623210	Residential mental retardation facilities	142	833	3 057	12	1	3	7	1	—	—	—	—	—
624	Social assistance	(F)	(D)	(D)	65	30	11	14	8	2	—	—	—	—
6241	Individual & family services	235	1 091	4 877	15	5	2	5	2	1	—	—	—	—
62412	Services for elderly & disabled persons	125	637	2 996	6	2	1	2	—	1	—	—	—	—
624120	Services for elderly & disabled persons	125	637	2 996	6	2	1	2	—	1	—	—	—	—
62419	Other individual & family services	(C)	(D)	(D)	8	2	1	3	2	—	—	—	—	—
6244	Child day care services	(E)	(D)	(D)	46	23	9	9	5	—	—	—	—	—
62441	Child day care services	(E)	(D)	(D)	46	23	9	9	5	—	—	—	—	—
<b>71</b>	<b>Arts, entertainment &amp; recreation</b>	<b>412</b>	<b>1 345</b>	<b>8 170</b>	<b>40</b>	<b>19</b>	<b>10</b>	<b>6</b>	<b>3</b>	<b>2</b>	—	—	—	—
713	Amusement, gambling & recreation industries	(E)	(D)	(D)	32	13	9	6	2	2	—	—	—	—
7139	Other amusement & recreation industries	(E)	(D)	(D)	31	12	9	6	2	2	—	—	—	—
71391	Golf courses & country clubs	113	489	3 664	8	1	4	2	—	1	—	—	—	—
713910	Golf courses & country clubs	113	489	3 664	8	1	4	2	—	1	—	—	—	—
71394	Fitness & recreational sports centers	196	548	2 530	14	6	3	3	1	1	—	—	—	—
713940	Fitness & recreational sports centers	196	548	2 530	14	6	3	3	1	1	—	—	—	—

See footnotes at end of table.

**Table 6. Counties—Employees, Payroll, and Establishments by Industry: 2000—Con.**

[Excludes most government employees, railroad employees, and self-employed persons. Size class 1 to 4 includes establishments with payroll, but no employees, during mid-March pay period. (D) denotes figures withheld to avoid disclosing data for individual companies; the data are included in broader industry totals. Detailed industries with 100 or more employees are shown if industry was not a (D). For explanation of terms, abbreviations, and data reliability/comparability, see introductory text]

NAICS code	Industry	Number of employees for week including March 12	Payroll (\$1,000)		Total number of establishments	Number of establishments by employment-size class									
			First quarter	Annual		1 to 4	5 to 9	10 to 19	20 to 49	50 to 99	100 to 249	250 to 499	500 to 999	1,000 or more	
<b>TOLLAND—Con.</b>															
<b>72</b>	<b>Accommodation &amp; food services</b> .....	<b>3 188</b>	<b>8 891</b>	<b>39 202</b>	<b>195</b>	<b>65</b>	<b>32</b>	<b>46</b>	<b>41</b>	<b>8</b>	<b>3</b>	—	—	—	
721	Accommodation .....	134	483	2 380	13	6	1	3	3	—	—	—	—	—	
7211	Traveler accommodation .....	(C)	(D)	(D)	9	2	1	3	3	—	—	—	—	—	
72111	Hotels (exc casino hotels) & motels .....	125	478	2 163	7	1	—	3	3	—	—	—	—	—	
721110	Hotels (exc casino hotels) & motels .....	125	478	2 163	7	1	—	3	3	—	—	—	—	—	
722	Food services & drinking places .....	3 054	8 408	36 822	182	59	31	43	38	8	3	—	—	—	
7221	Full-service restaurants .....	1 569	4 065	17 753	85	26	13	19	22	3	2	—	—	—	
72211	Full-service restaurants .....	1 569	4 065	17 753	85	26	13	19	22	3	2	—	—	—	
722110	Full-service restaurants .....	1 569	4 065	17 753	85	26	13	19	22	3	2	—	—	—	
7222	Limited-service eating places .....	1 054	2 668	11 643	65	18	9	18	15	5	—	—	—	—	
72221	Limited-service eating places .....	1 054	2 668	11 643	65	18	9	18	15	5	—	—	—	—	
722211	Limited-service restaurants .....	802	2 107	9 126	48	11	8	15	10	4	—	—	—	—	
7223	Special food services .....	312	1 422	6 229	15	9	2	3	—	—	1	—	—	—	
72231	Food service contractors .....	(E)	(D)	(D)	7	4	—	2	—	—	1	—	—	—	
7224	Drinking places (alcoholic beverages) .....	119	253	1 197	17	6	7	3	1	—	—	—	—	—	
72241	Drinking places (alcoholic beverages) .....	119	253	1 197	17	6	7	3	1	—	—	—	—	—	
722410	Drinking places (alcoholic beverages) .....	119	253	1 197	17	6	7	3	1	—	—	—	—	—	
<b>81</b>	<b>Other services (except public administration)</b> .....	<b>1 668</b>	<b>7 418</b>	<b>31 558</b>	<b>292</b>	<b>183</b>	<b>71</b>	<b>26</b>	<b>9</b>	<b>2</b>	<b>1</b>	—	—	—	
811	Repair & maintenance .....	439	2 730	11 600	99	60	30	8	1	—	—	—	—	—	
8111	Automotive repair & maintenance .....	368	2 278	9 648	76	42	26	7	1	—	—	—	—	—	
81111	Automotive mechanical & electrical R&M .....	204	1 279	5 483	45	25	17	3	—	—	—	—	—	—	
811111	General automotive repair .....	192	1 209	5 215	42	23	16	3	—	—	—	—	—	—	
81112	Automotive body, paint, interior & glass repair .....	101	787	3 129	20	13	4	2	1	—	—	—	—	—	
812	Personal & laundry services .....	460	1 723	7 425	94	62	19	10	3	—	—	—	—	—	
8121	Personal care services .....	(E)	(D)	(D)	57	36	14	5	2	—	—	—	—	—	
81211	Hair, nail & skin care services .....	(C)	(D)	(D)	53	34	14	4	1	—	—	—	—	—	
812112	Beauty salons .....	220	833	3 637	47	29	14	3	1	—	—	—	—	—	
8123	Drycleaning & laundry services .....	105	465	1 792	17	11	4	1	1	—	—	—	—	—	
813	Religious, grantmaking, civic, prof & like organizations .....	769	2 965	12 533	99	61	22	8	5	2	1	—	—	—	
8131	Religious organizations .....	308	987	4 006	57	33	18	3	3	—	—	—	—	—	
81311	Religious organizations .....	308	987	4 006	57	33	18	3	3	—	—	—	—	—	
813110	Religious organizations .....	308	987	4 006	57	33	18	3	3	—	—	—	—	—	
8132	Grantmaking & giving services .....	(C)	(D)	(D)	6	1	—	1	2	1	1	—	—	—	
81321	Grantmaking & giving services .....	(C)	(D)	(D)	6	1	—	1	2	1	1	—	—	—	
8134	Civic & social organizations .....	172	464	2 053	17	10	4	2	—	1	—	—	—	—	
81341	Civic & social organizations .....	172	464	2 053	17	10	4	2	—	1	—	—	—	—	
813410	Civic & social organizations .....	172	464	2 053	17	10	4	2	—	1	—	—	—	—	
<b>99</b>	<b>Unclassified establishments</b> .....	<b>(B)</b>	<b>(D)</b>	<b>(D)</b>	<b>36</b>	<b>32</b>	<b>3</b>	—	<b>1</b>	—	—	—	—	—	
<b>WINDHAM</b>															
	<b>Total</b> .....	<b>31 176</b>	<b>201 337</b>	<b>863 941</b>	<b>2 187</b>	<b>1 156</b>	<b>442</b>	<b>285</b>	<b>188</b>	<b>56</b>	<b>46</b>	<b>10</b>	<b>4</b>	—	
<b>11</b>	<b>Forestry, fishing, hunting, and agriculture support</b> .....	<b>(B)</b>	<b>(D)</b>	<b>(D)</b>	<b>8</b>	<b>5</b>	<b>2</b>	<b>1</b>	—	—	—	—	—	—	
<b>21</b>	<b>Mining</b> .....	<b>64</b>	<b>644</b>	<b>3 384</b>	<b>7</b>	<b>3</b>	<b>1</b>	<b>1</b>	<b>2</b>	—	—	—	—	—	
<b>22</b>	<b>Utilities</b> .....	<b>(C)</b>	<b>(D)</b>	<b>(D)</b>	<b>11</b>	<b>5</b>	<b>2</b>	<b>1</b>	<b>2</b>	<b>1</b>	—	—	—	—	
221	Utilities .....	(C)	(D)	(D)	11	5	2	1	2	1	—	—	—	—	
2211	Elec pwr generation, transmn & distribution ...	(C)	(D)	(D)	7	3	1	—	2	1	—	—	—	—	
22112	Electric pwr transmn, control & distribution ..	(C)	(D)	(D)	5	1	1	—	2	1	—	—	—	—	
<b>23</b>	<b>Construction</b> .....	<b>1 280</b>	<b>9 870</b>	<b>48 762</b>	<b>255</b>	<b>186</b>	<b>43</b>	<b>17</b>	<b>7</b>	—	<b>2</b>	—	—	—	
233	Building, developing & general contracting .....	271	1 996	9 620	68	52	9	5	2	—	—	—	—	—	
2332	Residential building construction .....	(C)	(D)	(D)	54	44	8	2	—	—	—	—	—	—	
23321	Single-family housing construction .....	138	806	4 022	50	42	7	1	—	—	—	—	—	—	
233210	Single-family housing construction .....	138	806	4 022	50	42	7	1	—	—	—	—	—	—	
2333	Nonresidential building construction .....	103	912	4 103	12	6	1	3	2	—	—	—	—	—	
235	Special trade contractors .....	985	7 776	38 526	182	131	33	11	5	—	2	—	—	—	
2351	Plumbing, heating & AC contractor .....	120	982	3 330	28	18	9	—	1	—	—	—	—	—	
23511	Plumbing, heating & AC contractor .....	120	982	3 330	28	18	9	—	1	—	—	—	—	—	
235110	Plumbing, heating & AC contractor .....	120	982	3 330	28	18	9	—	1	—	—	—	—	—	
2353	Electrical contractors .....	244	2 102	9 970	35	26	5	2	1	—	1	—	—	—	
23531	Electrical contractors .....	244	2 102	9 970	35	26	5	2	1	—	1	—	—	—	
235310	Electrical contractors .....	244	2 102	9 970	35	26	5	2	1	—	1	—	—	—	
2354	Masonry, drywall, insulation, tile contractors ...	216	2 107	11 565	14	7	3	3	—	—	1	—	—	—	
23541	Masonry & stone contractors .....	207	2 066	11 319	10	4	2	3	—	—	1	—	—	—	
235410	Masonry & stone contractors .....	207	2 066	11 319	10	4	2	3	—	—	1	—	—	—	
2359	Other special trade contractors .....	156	932	6 000	46	33	9	4	—	—	—	—	—	—	

See footnotes at end of table.

**Table 6. Counties—Employees, Payroll, and Establishments by Industry: 2000—Con.**

[Excludes most government employees, railroad employees, and self-employed persons. Size class 1 to 4 includes establishments with payroll, but no employees, during mid-March pay period. (D) denotes figures withheld to avoid disclosing data for individual companies; the data are included in broader industry totals. Detailed industries with 100 or more employees are shown if industry was not a (D). For explanation of terms, abbreviations, and data reliability/comparability, see introductory text]

NAICS code	Industry	Number of employees for week including March 12	Payroll (\$1,000)		Total number of establishments	Number of establishments by employment-size class									
			First quarter	Annual		1 to 4	5 to 9	10 to 19	20 to 49	50 to 99	100 to 249	250 to 499	500 to 999	1,000 or more	
<b>WINDHAM—Con.</b>															
<b>31-33</b>	<b>Manufacturing .....</b>	<b>8 041</b>	<b>65 543</b>	<b>280 658</b>	<b>198</b>	<b>62</b>	<b>31</b>	<b>30</b>	<b>36</b>	<b>17</b>	<b>16</b>	<b>4</b>	<b>2</b>	<b>-</b>	
311	Food mfg .....	894	5 615	30 000	7	3	-	-	1	1	1	-	1	-	
3116	Animal slaughtering & processing .....	(E)	(D)	(D)	4	2	-	-	1	-	1	-	-	-	
31161	Animal slaughtering & processing .....	(E)	(D)	(D)	4	2	-	-	1	-	1	-	-	-	
3119	Other food mfg .....	(F)	(D)	(D)	1	-	-	-	-	-	-	-	1	-	
31191	Snack food mfg .....	(F)	(D)	(D)	1	-	-	-	-	-	-	-	1	-	
313	Textile mills .....	357	2 428	9 430	11	1	6	1	2	-	1	-	-	-	
3133	Textile, fabric finishing, fabric coating mills .....	266	2 109	7 594	5	-	3	-	1	-	1	-	-	-	
31331	Textile & fabric finishing mills .....	(C)	(D)	(D)	2	-	1	-	-	-	1	-	-	-	
314	Textile product mills .....	(E)	(D)	(D)	3	1	-	-	-	1	-	1	-	-	
3149	Other textile product mills .....	(E)	(D)	(D)	2	1	-	-	-	-	-	1	-	-	
31499	All other textile product mills .....	(E)	(D)	(D)	2	1	-	-	-	-	-	1	-	-	
321	Wood product mfg .....	(C)	(D)	(D)	12	4	2	5	1	-	-	-	-	-	
322	Paper mfg .....	402	2 843	13 129	7	-	-	2	2	1	2	-	-	-	
3222	Converted paper product mfg .....	402	2 843	13 129	7	-	-	2	2	1	2	-	-	-	
32221	Paperboard container mfg .....	328	2 182	10 774	4	-	-	1	-	1	2	-	-	-	
322211	Corrugated & solid fiber box mfg .....	328	2 182	10 774	4	-	-	1	-	1	2	-	-	-	
323	Printing & related support activities .....	161	1 268	5 159	12	4	3	2	2	1	-	-	-	-	
3231	Printing & related support activities .....	161	1 268	5 159	12	4	3	2	2	1	-	-	-	-	
32311	Printing .....	(C)	(D)	(D)	11	4	3	2	1	1	-	-	-	-	
325	Chemical mfg .....	363	3 187	14 678	8	2	-	1	3	-	2	-	-	-	
3256	Soap, cleaners & toilet preparation mfg .....	(C)	(D)	(D)	1	-	-	-	-	-	1	-	-	-	
32562	Toilet preparation mfg .....	(C)	(D)	(D)	1	-	-	-	-	-	1	-	-	-	
3259	Other chemical product & preparation mfg .....	(C)	(D)	(D)	6	2	-	1	2	-	1	-	-	-	
32599	All other chemical product & preparation mfg .....	(C)	(D)	(D)	6	2	-	1	2	-	1	-	-	-	
325991	Custom compounding of purchased resin .....	184	1 925	9 045	5	2	-	-	2	-	1	-	-	-	
326	Plastics & rubber products mfg .....	1 035	9 892	43 166	22	7	2	-	5	4	4	-	-	-	
3261	Plastics product mfg .....	638	6 392	25 765	15	6	1	-	2	4	2	-	-	-	
32611	Unsupported plastics film, sheet, & bag mfg .....	(C)	(D)	(D)	3	1	-	-	1	-	1	-	-	-	
32619	Other plastics product mfg .....	388	4 341	15 800	8	3	1	-	-	3	1	-	-	-	
326199	All other plastics product mfg .....	388	4 341	15 800	8	3	1	-	-	3	1	-	-	-	
3262	Rubber product mfg .....	397	3 500	17 401	7	1	1	-	3	-	2	-	-	-	
32629	Other rubber product mfg .....	397	3 500	17 401	7	1	1	-	3	-	2	-	-	-	
326291	Rubber product mfg for mechanical use .....	242	2 088	10 891	4	1	-	-	2	-	1	-	-	-	
326299	All other rubber product mfg .....	155	1 412	6 510	3	-	1	-	1	-	1	-	-	-	
327	Nonmetallic mineral product mfg .....	552	4 059	22 789	10	1	2	1	4	1	-	1	-	-	
3273	Cement & concrete product mfg .....	(C)	(D)	(D)	7	1	1	1	3	1	-	-	-	-	
3279	Other nonmetallic mineral product mfg .....	(E)	(D)	(D)	2	-	-	-	1	-	-	1	-	-	
32791	Abrasive product mfg .....	(E)	(D)	(D)	1	-	-	-	-	-	-	1	-	-	
331	Primary metal mfg .....	239	1 636	8 080	6	1	1	1	2	-	1	-	-	-	
3312	Steel product mfg from purchased steel .....	(C)	(D)	(D)	4	-	1	-	2	-	1	-	-	-	
33122	Rolling & drawing of purchased steel .....	(C)	(D)	(D)	4	-	1	-	2	-	1	-	-	-	
332	Fabricated metal product mfg .....	489	4 159	18 177	37	15	7	9	5	-	1	-	-	-	
3327	Mach shops, turn prod, screw, nut, bolt mfg .....	279	2 419	10 240	22	10	7	3	1	-	1	-	-	-	
33272	Turned product & screw, nut & bolt mfg .....	(C)	(D)	(D)	6	-	4	-	1	-	1	-	-	-	
333	Machinery mfg .....	345	3 938	17 501	19	9	3	1	2	4	-	-	-	-	
3331	Ag, construction & mining machinery mfg .....	(C)	(D)	(D)	2	-	-	-	-	2	-	-	-	-	
3335	Metalworking machinery mfg .....	125	1 835	8 973	10	5	2	1	1	-	-	-	-	-	
33351	Metalworking machinery mfg .....	125	1 835	8 973	10	5	2	1	1	-	-	-	-	-	
334	Computer & electronic product mfg .....	123	463	1 745	3	1	-	-	1	1	-	-	-	-	
335	Electrical equip, appliance & component mfg .....	1 324	9 375	39 348	10	1	-	3	2	1	1	1	1	-	
3353	Electrical equipment mfg .....	(C)	(D)	(D)	4	1	-	1	1	-	1	-	-	-	
33531	Electrical equipment mfg .....	(C)	(D)	(D)	4	1	-	1	1	-	1	-	-	-	
3359	Other electrical equipment & component mfg .....	1 090	7 748	31 970	4	-	-	-	1	1	-	1	1	-	
33592	Communication & energy wire & cable mfg .....	(G)	(D)	(D)	3	-	-	-	1	-	-	1	1	-	
336	Transportation equipment mfg .....	(F)	(D)	(D)	7	1	2	-	1	1	1	1	-	-	
3364	Aerospace product & parts mfg .....	(F)	(D)	(D)	3	-	1	-	-	-	1	1	-	-	
33641	Aerospace product & parts mfg .....	(F)	(D)	(D)	3	-	1	-	-	-	1	1	-	-	
339	Miscellaneous mfg .....	403	3 040	12 458	12	6	-	2	2	-	2	-	-	-	
3399	Other miscellaneous mfg .....	(E)	(D)	(D)	8	4	-	1	1	-	2	-	-	-	
33999	All other misc mfg .....	331	2 447	9 949	4	1	-	1	-	-	2	-	-	-	
<b>42</b>	<b>Wholesale trade .....</b>	<b>1 066</b>	<b>8 121</b>	<b>34 871</b>	<b>94</b>	<b>61</b>	<b>14</b>	<b>9</b>	<b>7</b>	<b>1</b>	<b>1</b>	<b>1</b>	<b>-</b>	<b>-</b>	
421	Wholesale trade, durable goods .....	510	3 920	17 433	59	37	10	6	4	1	1	-	-	-	
4213	Lumber & other construction materials whsle .....	108	932	4 571	7	2	1	1	3	-	-	-	-	-	
4219	Miscellaneous durable goods whsle .....	239	1 786	7 496	12	8	1	-	1	1	1	-	-	-	
42193	Recyclable material whsle .....	(C)	(D)	(D)	6	4	-	-	-	1	1	-	-	-	
422	Wholesale trade, nondurable goods .....	556	4 201	17 438	35	24	4	3	3	-	-	1	-	-	
4224	Grocery & related product whsle .....	(E)	(D)	(D)	8	5	1	-	1	-	-	1	-	-	
42241	General line grocery whsle .....	(E)	(D)	(D)	1	-	-	-	-	-	-	1	-	-	

See footnotes at end of table.

**Table 6. Counties—Employees, Payroll, and Establishments by Industry: 2000—Con.**

[Excludes most government employees, railroad employees, and self-employed persons. Size class 1 to 4 includes establishments with payroll, but no employees, during mid-March pay period. (D) denotes figures withheld to avoid disclosing data for individual companies; the data are included in broader industry totals. Detailed industries with 100 or more employees are shown if industry was not a (D). For explanation of terms, abbreviations, and data reliability/comparability, see introductory text]

NAICS code	Industry	Number of employees for week including March 12	Payroll (\$1,000)		Total number of establishments	Number of establishments by employment-size class								
			First quarter	Annual		1 to 4	5 to 9	10 to 19	20 to 49	50 to 99	100 to 249	250 to 499	500 to 999	1,000 or more
<b>WINDHAM—Con.</b>														
<b>44-45</b>	<b>Retail trade</b>	<b>5 066</b>	<b>23 414</b>	<b>98 470</b>	<b>366</b>	<b>156</b>	<b>101</b>	<b>51</b>	<b>39</b>	<b>11</b>	<b>7</b>	<b>1</b>		
441	Motor vehicle & parts dealers	616	4 844	20 913	47	19	11	4	12	1				
4411	Automobile dealers	421	3 578	15 559	24	10	3	2	8	1				
44111	New car dealers	400	3 442	14 910	14	1	2	2	8	1				
441110	New car dealers	400	3 442	14 910	14	1	2	2	8	1				
4413	Automotive parts, accessories & tire stores	159	1 040	4 179	18	6	7	2	3					
44131	Automotive parts, accessories & tire stores	117	751	3 090	13	4	5	2	2					
441310	Automotive parts, accessories & tire stores	117	751	3 090	13	4	5	2	2					
444	Bldg material & garden equip & supp dealers	348	1 989	9 624	30	7	11	5	7					
4441	Building material & supplies dealers	238	1 605	7 578	19	4	6	4	5					
44419	Other building material dealers	173	1 267	5 947	12	1	5	2	4					
444190	Other building material dealers	173	1 267	5 947	12	1	5	2	4					
4442	Lawn & garden equip & supplies stores	110	384	2 046	11	3	5	1	2					
445	Food & beverage stores	1 536	5 992	22 938	70	37	11	8	5	3	6			
4451	Grocery stores	1 405	5 661	21 453	32	8	6	4	5	3	6			
44511	Grocery (except convenience) stores	1 299	5 380	20 279	20	6		1	4	3	6			
445110	Grocery (except convenience) stores	1 299	5 380	20 279	20	6		1	4	3	6			
44512	Convenience stores	106	281	1 174	12	2	6	3	1					
445120	Convenience stores	106	281	1 174	12	2	6	3	1					
446	Health & personal care stores	373	1 582	6 831	21	4	1	8	7	1				
4461	Health & personal care stores	373	1 582	6 831	21	4	1	8	7	1				
44611	Pharmacies & drug stores	365	1 562	6 756	18	2		8	7	1				
446110	Pharmacies & drug stores	365	1 562	6 756	18	2		8	7	1				
447	Gasoline stations	393	1 547	6 648	48	10	24	11	3					
4471	Gasoline stations	393	1 547	6 648	48	10	24	11	3					
44711	Gasoline stations with convenience stores	250	925	3 773	30	4	18	6	2					
447110	Gasoline stations with convenience stores	250	925	3 773	30	4	18	6	2					
44719	Other gasoline stations	143	622	2 875	18	6	6	5	1					
447190	Other gasoline stations	143	622	2 875	18	6	6	5	1					
448	Clothing & clothing accessories stores	177	452	1 893	19	12	4		2	1				
4481	Clothing stores	158	390	1 621	12	6	3		2	1				
44814	Family clothing stores	106	189	769	3	1			1	1				
448140	Family clothing stores	106	189	769	3	1			1	1				
452	General merchandise stores	890	2 932	13 207	16	2	6	2	1	3	1	1		
4521	Department stores	739	2 455	11 232	4					2	1	1		
45211	Department stores	739	2 455	11 232	4					2	1	1		
452110	Department stores	739	2 455	11 232	4					2	1	1		
4529	Other general merchandise stores	151	477	1 975	12	2	6	2	1	1				
453	Miscellaneous store retailers	223	980	4 162	31	20	7	3		1				
4532	Office supplies, stationery & gift stores	152	759	3 155	14	9	2	2		1				
45321	Office supplies & stationery stores	(C)	(D)	(D)	5	4				1				
454	Nonstore retailers	291	2 135	8 303	33	15	9	6	2	1				
4543	Direct selling establishments	271	2 048	7 946	26	10	7	6	2	1				
45431	Fuel dealers	230	1 809	7 041	21	8	5	6	1	1				
454311	Heating oil dealers	185	1 393	5 405	17	7	4	5		1				
<b>48-49</b>	<b>Transportation &amp; warehousing</b>	<b>470</b>	<b>2 387</b>	<b>9 673</b>	<b>41</b>	<b>23</b>	<b>3</b>	<b>9</b>	<b>4</b>	<b>1</b>	<b>1</b>			
484	Truck transportation	157	1 033	4 505	26	17	1	7	1					
485	Transit & ground passenger transportation	279	1 157	4 381	8	1	1	2	2	1	1			
4854	School & employee bus transportation	(C)	(D)	(D)	4			2	1	1				
48541	School & employee bus transportation	(C)	(D)	(D)	4			2	1	1				
4859	Oth transit & ground passenger transportation	(C)	(D)	(D)	2				1		1			
48599	Oth transit & ground passenger transportation	(C)	(D)	(D)	2				1		1			
<b>51</b>	<b>Information</b>	<b>570</b>	<b>4 898</b>	<b>21 417</b>	<b>38</b>	<b>19</b>	<b>4</b>	<b>7</b>	<b>5</b>	<b>2</b>	<b>1</b>			
511	Publishing industries	(C)	(D)	(D)	12	6	2	1	2	1				
5111	Newspaper, periodical, book, database publishers	(C)	(D)	(D)	11	6	1	1	2	1				
513	Broadcasting & telecommunications	320	3 660	15 005	14	5	1	3	3	1	1			
5133	Telecommunications	(C)	(D)	(D)	10	4	1	2	1	1	1			
51331	Wired telecommunications carriers	(C)	(D)	(D)	6	3		1	1		1			
<b>52</b>	<b>Finance &amp; insurance</b>	<b>623</b>	<b>4 814</b>	<b>20 095</b>	<b>91</b>	<b>48</b>	<b>27</b>	<b>11</b>	<b>4</b>		<b>1</b>			
522	Credit intermediation & related activities	(E)	(D)	(D)	48	13	24	7	3		1			
5221	Depository credit intermediation	(E)	(D)	(D)	44	10	24	6	3		1			
52211	Commercial banking	(C)	(D)	(D)	14	1	10	1	2					
52212	Savings institutions	281	1 831	7 917	23	4	13	4	1		1			
522120	Savings institutions	281	1 831	7 917	23	4	13	4	1		1			
524	Insurance carriers & related activities	(C)	(D)	(D)	36	28	3	4	1					
5242	Agencies & other insurance related activities	(C)	(D)	(D)	36	28	3	4	1					
52421	Insurance agencies & brokerages	(C)	(D)	(D)	34	27	3	4	1					
<b>53</b>	<b>Real estate &amp; rental &amp; leasing</b>	<b>273</b>	<b>954</b>	<b>4 296</b>	<b>65</b>	<b>45</b>	<b>12</b>	<b>8</b>						
531	Real estate	(C)	(D)	(D)	43	33	6	4						
532	Rental & leasing services	(C)	(D)	(D)	22	12	6	4						
5322	Consumer goods rental	(C)	(D)	(D)	19	10	6	3						

See footnotes at end of table.

**Table 6. Counties—Employees, Payroll, and Establishments by Industry: 2000—Con.**

[Excludes most government employees, railroad employees, and self-employed persons. Size class 1 to 4 includes establishments with payroll, but no employees, during mid-March pay period. (D) denotes figures withheld to avoid disclosing data for individual companies; the data are included in broader industry totals. Detailed industries with 100 or more employees are shown if industry was not a (D). For explanation of terms, abbreviations, and data reliability/comparability, see introductory text]

NAICS code	Industry	Number of employees for week including March 12	Payroll (\$1,000)		Total number of establishments	Number of establishments by employment-size class								
			First quarter	Annual		1 to 4	5 to 9	10 to 19	20 to 49	50 to 99	100 to 249	250 to 499	500 to 999	1,000 or more
<b>WINDHAM—Con.</b>														
<b>54</b>	<b>Professional, scientific &amp; technical services</b>	<b>576</b>	<b>3 611</b>	<b>15 590</b>	<b>122</b>	<b>88</b>	<b>20</b>	<b>10</b>	<b>3</b>	<b>1</b>	—	—	—	—
541	Professional, scientific & technical services	576	3 611	15 590	122	88	20	10	3	1	—	—	—	—
5411	Legal services	172	1 117	5 142	44	33	7	3	1	—	—	—	—	—
54111	Offices of lawyers	172	1 117	5 142	44	33	7	3	1	—	—	—	—	—
541110	Offices of lawyers	172	1 117	5 142	44	33	7	3	1	—	—	—	—	—
5416	Management, sci & tech consulting services	140	644	2 622	10	7	1	—	1	1	—	—	—	—
<b>55</b>	<b>Management of companies &amp; enterprises</b>	<b>471</b>	<b>10 402</b>	<b>35 103</b>	<b>11</b>	<b>3</b>	—	<b>3</b>	<b>2</b>	<b>1</b>	<b>2</b>	—	—	—
551	Management of companies & enterprises	471	10 402	35 103	11	3	—	3	2	1	2	—	—	—
5511	Management of companies & enterprises	471	10 402	35 103	11	3	—	3	2	1	2	—	—	—
55111	Management of companies & enterprises	471	10 402	35 103	11	3	—	3	2	1	2	—	—	—
<b>56</b>	<b>Admin, support, waste mgt, remediation services</b>	<b>1 267</b>	<b>4 577</b>	<b>20 227</b>	<b>95</b>	<b>59</b>	<b>17</b>	<b>9</b>	<b>3</b>	<b>5</b>	<b>1</b>	<b>1</b>	—	—
561	Administrative & support services	1 166	3 709	16 980	90	59	13	9	3	4	1	1	—	—
5613	Employment services	752	1 973	8 499	8	2	—	—	1	3	1	1	—	—
56132	Temporary help services	(F)	(D)	(D)	6	1	—	—	1	2	1	1	—	—
5617	Services to buildings & dwellings	216	823	4 453	53	41	6	4	2	—	—	—	—	—
562	Waste management & remediation services	101	868	3 247	5	—	4	—	—	1	—	—	—	—
<b>61</b>	<b>Educational services</b>	<b>837</b>	<b>4 250</b>	<b>17 272</b>	<b>19</b>	<b>8</b>	<b>1</b>	<b>1</b>	<b>5</b>	<b>2</b>	<b>1</b>	<b>1</b>	—	—
611	Educational services	837	4 250	17 272	19	8	1	1	5	2	1	1	—	—
6111	Elementary & secondary schools	(F)	(D)	(D)	12	2	1	1	4	2	1	1	—	—
61111	Elementary & secondary schools	(F)	(D)	(D)	12	2	1	1	4	2	1	1	—	—
<b>62</b>	<b>Health care and social assistance</b>	<b>5 563</b>	<b>36 332</b>	<b>161 514</b>	<b>247</b>	<b>89</b>	<b>56</b>	<b>59</b>	<b>22</b>	<b>10</b>	<b>9</b>	—	<b>2</b>	—
621	Ambulatory health care services	1 192	10 033	47 940	145	66	37	28	12	2	—	—	—	—
6211	Offices of physicians	561	5 768	28 427	67	33	13	13	8	—	—	—	—	—
62111	Offices of physicians	561	5 768	28 427	67	33	13	13	8	—	—	—	—	—
6212	Offices of dentists	187	1 302	7 073	33	15	12	6	—	—	—	—	—	—
62121	Offices of dentists	187	1 302	7 073	33	15	12	6	—	—	—	—	—	—
621210	Offices of dentists	187	1 302	7 073	33	15	12	6	—	—	—	—	—	—
6214	Outpatient care centers	175	1 267	5 523	12	1	3	6	1	1	—	—	—	—
6216	Home health care services	135	912	3 498	5	1	—	1	2	1	—	—	—	—
62161	Home health care services	135	912	3 498	5	1	—	1	2	1	—	—	—	—
621610	Home health care services	135	912	3 498	5	1	—	1	2	1	—	—	—	—
622	Hospitals	(G)	(D)	(D)	3	1	—	—	—	—	—	—	2	—
6221	General medical & surgical hospitals	(G)	(D)	(D)	2	—	—	—	—	—	—	—	2	—
62211	General medical & surgical hospitals	(G)	(D)	(D)	2	—	—	—	—	—	—	—	2	—
623	Nursing & residential care facilities	1 724	8 512	40 960	28	3	1	10	4	2	8	—	—	—
6231	Nursing care facilities	1 281	6 444	32 412	11	—	—	1	1	2	7	—	—	—
62311	Nursing care facilities	1 281	6 444	32 412	11	—	—	1	1	2	7	—	—	—
623110	Nursing care facilities	1 281	6 444	32 412	11	—	—	1	1	2	7	—	—	—
6232	Residential mental retardation, health facil	184	971	3 851	10	1	—	5	3	—	—	—	—	—
62322	Residential mental health, subst abuse facil	123	695	2 844	6	1	—	3	2	—	—	—	—	—
623220	Residential mental health, subst abuse facil	123	695	2 844	6	1	—	3	2	—	—	—	—	—
6239	Other residential care facilities	242	1 039	4 433	4	—	—	3	—	—	1	—	—	—
62399	Other residential care facilities	242	1 039	4 433	4	—	—	3	—	—	1	—	—	—
623990	Other residential care facilities	242	1 039	4 433	4	—	—	3	—	—	1	—	—	—
624	Social assistance	(G)	(D)	(D)	71	19	18	21	6	6	1	—	—	—
6241	Individual & family services	646	2 911	12 341	27	4	7	9	2	4	1	—	—	—
62412	Services for elderly & disabled persons	428	1 486	6 352	18	1	6	7	1	2	1	—	—	—
624120	Services for elderly & disabled persons	428	1 486	6 352	18	1	6	7	1	2	1	—	—	—
62419	Other individual & family services	(C)	(D)	(D)	5	1	1	1	—	2	—	—	—	—
6243	Vocational rehabilitation services	166	510	2 228	4	—	—	1	1	2	—	—	—	—
62431	Vocational rehabilitation services	166	510	2 228	4	—	—	1	1	2	—	—	—	—
624310	Vocational rehabilitation services	166	510	2 228	4	—	—	1	1	2	—	—	—	—
6244	Child day care services	(E)	(D)	(D)	30	10	8	9	3	—	—	—	—	—
62441	Child day care services	(E)	(D)	(D)	30	10	8	9	3	—	—	—	—	—
<b>71</b>	<b>Arts, entertainment &amp; recreation</b>	<b>431</b>	<b>1 484</b>	<b>6 700</b>	<b>38</b>	<b>19</b>	<b>8</b>	<b>6</b>	<b>4</b>	—	<b>1</b>	—	—	—
711	Performing arts, spectator sports & related industries	(C)	(D)	(D)	7	6	—	—	—	—	1	—	—	—
7112	Spectator sports	(C)	(D)	(D)	1	—	—	—	—	—	1	—	—	—
71121	Spectator sports	(C)	(D)	(D)	1	—	—	—	—	—	1	—	—	—
713	Amusement, gambling & recreation industries	(E)	(D)	(D)	29	11	8	6	4	—	—	—	—	—
7139	Other amusement & recreation industries	(E)	(D)	(D)	29	11	8	6	4	—	—	—	—	—

See footnotes at end of table.



**Table 6. Counties—Employees, Payroll, and Establishments by Industry: 2000—Con.**

[Excludes most government employees, railroad employees, and self-employed persons. Size class 1 to 4 includes establishments with payroll, but no employees, during mid-March pay period. (D) denotes figures withheld to avoid disclosing data for individual companies; the data are included in broader industry totals. Detailed industries with 100 or more employees are shown if industry was not a (D). For explanation of terms, abbreviations, and data reliability/comparability, see introductory text]

NAICS code	Industry	Number of employees for week including March 12	Payroll (\$1,000)		Total number of establishments	Number of establishments by employment-size class								
			First quarter	Annual		1 to 4	5 to 9	10 to 19	20 to 49	50 to 99	100 to 249	250 to 499	500 to 999	1,000 or more
<b>WINDHAM—Con.</b>														
<b>72</b>	<b>Accommodation &amp; food services .....</b>	<b>2 213</b>	<b>5 504</b>	<b>24 757</b>	<b>188</b>	<b>75</b>	<b>41</b>	<b>31</b>	<b>36</b>	<b>4</b>	<b>1</b>	—	—	—
721	Accommodation .....	142	393	2 304	17	9	3	2	3	—	—	—	—	—
7211	Traveler accommodation .....	(C)	(D)	(D)	9	2	2	2	3	—	—	—	—	—
72111	Hotels (exc casino hotels) & motels .....	(C)	(D)	(D)	7	1	2	2	2	—	—	—	—	—
722	Food services & drinking places .....	2 071	5 111	22 453	171	66	38	29	33	4	1	—	—	—
7221	Full-service restaurants .....	832	2 207	9 347	66	20	18	14	11	3	—	—	—	—
72211	Full-service restaurants .....	832	2 207	9 347	66	20	18	14	11	3	—	—	—	—
722110	Full-service restaurants .....	832	2 207	9 347	66	20	18	14	11	3	—	—	—	—
7222	Limited-service eating places .....	931	2 284	10 092	72	31	11	9	20	1	—	—	—	—
72221	Limited-service eating places .....	931	2 284	10 092	72	31	11	9	20	1	—	—	—	—
722211	Limited-service restaurants .....	700	1 645	7 212	49	21	7	5	15	1	—	—	—	—
7223	Special food services .....	224	451	2 420	17	7	4	3	2	—	1	—	—	—
72231	Food service contractors .....	(C)	(D)	(D)	10	4	2	1	2	—	1	—	—	—
<b>81</b>	<b>Other services (except public administration) .....</b>	<b>1 176</b>	<b>4 654</b>	<b>19 991</b>	<b>242</b>	<b>158</b>	<b>58</b>	<b>19</b>	<b>7</b>	—	—	—	—	—
811	Repair & maintenance .....	275	1 697	7 013	68	45	16	7	—	—	—	—	—	—
8111	Automotive repair & maintenance .....	211	1 261	5 163	50	31	13	6	—	—	—	—	—	—
81111	Automotive mechanical & electrical R&M .....	137	909	3 767	34	22	9	3	—	—	—	—	—	—
812	Personal & laundry services .....	304	978	4 522	71	49	17	4	1	—	—	—	—	—
8121	Personal care services .....	(C)	(D)	(D)	37	26	7	3	1	—	—	—	—	—
81211	Hair, nail & skin care services .....	167	434	1 879	36	25	7	3	1	—	—	—	—	—
812112	Beauty salons .....	167	434	1 879	36	25	7	3	1	—	—	—	—	—
813	Religious, grantmaking, civic, prof & like organizations .....	597	1 979	8 456	103	64	25	8	6	—	—	—	—	—
8131	Religious organizations .....	333	928	3 648	59	34	18	4	3	—	—	—	—	—
81311	Religious organizations .....	333	928	3 648	59	34	18	4	3	—	—	—	—	—
813110	Religious organizations .....	333	928	3 648	59	34	18	4	3	—	—	—	—	—
8134	Civic & social organizations .....	134	214	876	19	9	6	3	1	—	—	—	—	—
81341	Civic & social organizations .....	134	214	876	19	9	6	3	1	—	—	—	—	—
813410	Civic & social organizations .....	134	214	876	19	9	6	3	1	—	—	—	—	—
<b>95</b>	<b>Auxiliaries (exc corporate, subsidiary &amp; regional mgt) .....</b>	<b>(F)</b>	<b>(D)</b>	<b>(D)</b>	<b>5</b>	—	—	<b>1</b>	—	—	<b>2</b>	<b>2</b>	—	—
<b>99</b>	<b>Unclassified establishments .....</b>	<b>60</b>	<b>150</b>	<b>884</b>	<b>46</b>	<b>44</b>	<b>1</b>	<b>1</b>	—	—	—	—	—	—
<b>STATEWIDE</b>														
	<b>Total .....</b>	<b>(A)</b>	<b>(D)</b>	<b>(D)</b>	<b>1</b>	<b>1</b>	—	—	—	—	—	—	—	—
<b>99</b>	<b>Unclassified establishments .....</b>	<b>(A)</b>	<b>(D)</b>	<b>(D)</b>	<b>1</b>	<b>1</b>	—	—	—	—	—	—	—	—

Note: Employment-size classes are indicated as follows: A—0 to 19; B—20 to 99; C—100 to 249; E—250 to 499; F—500 to 999; G—1,000 to 2,499; H—2,500 to 4,999; I—5,000 to 9,999; J—10,000 to 24,999; K—25,000 to 49,999; L—50,000 to 99,999; M—100,000 or more.

## **Description of Publications Issued in Previous Years**

### **1974 through 1999**

Data are provided for mid-March employment, first-quarter and annual payrolls, and establishments, by industry, for each county in the state and, in a separate report, for the United States. Data are included for every industry having a significant number of employees or establishments. Refer to General Explanation for a description of the types of employment covered.

### **1964 through 1973**

Data are provided for first-quarter reporting units, employment, and taxable payrolls for each county and metropolitan area in the state and, in a separate report, for the United States. Data are included for every industry having a significant number of employees or reporting units.

### **1959 and 1962**

Data are provided for first-quarter reporting units, employment, and taxable payrolls for each county in the state and, in a separate report, for the United States. Data are included for every industry having a significant number of employees or reporting units. Data are combined for some counties in eight states.

### **1956**

Data are provided for first-quarter reporting units, employment, and taxable payrolls for each county in the state and, in a separate report, for the United States. Data are included for SIC economic divisions, major groups, and selected three-digit SICs. Data are combined for some counties in eight states.

### **1949 and 1950**

Data are provided for first-quarter manufacturing establishments, employment, and taxable payrolls for each large county in the state and, in a separate report, for the United States. Data are included for manufacturing major industry groups and selected three-digit SICs. Manufacturing totals are included for small counties. Data are combined for some counties in eight states.

### **1947, 1948, 1951, and 1953**

Data are provided for first-quarter reporting units, employment, and taxable payrolls for each large county in the state and, in a separate report, for the United States. Data are included for SIC economic divisions, major groups, and selected three-digit SICs. Economic division totals are included for small counties. Data are combined for some counties in eight states.

### **1946**

Data are provided for first-quarter reporting units, employment, and taxable payrolls for each large county in the state and, in a separate report, for the United States. Data are included for SIC economic divisions and major groups. Economic division totals are included for small counties. Data are combined for some counties in eight states.

### **Availability**

The most recent edition of County Business Patterns can be examined on the Internet at [www.census.gov](http://www.census.gov). Editions prior to 1993 are available in depository libraries for Federal publications, which are conveniently located in all areas of the country.

For information on the coverage of individual series, write to Chief, Economic Planning and Coordination Division, U.S. Census Bureau, Washington, DC 20233.