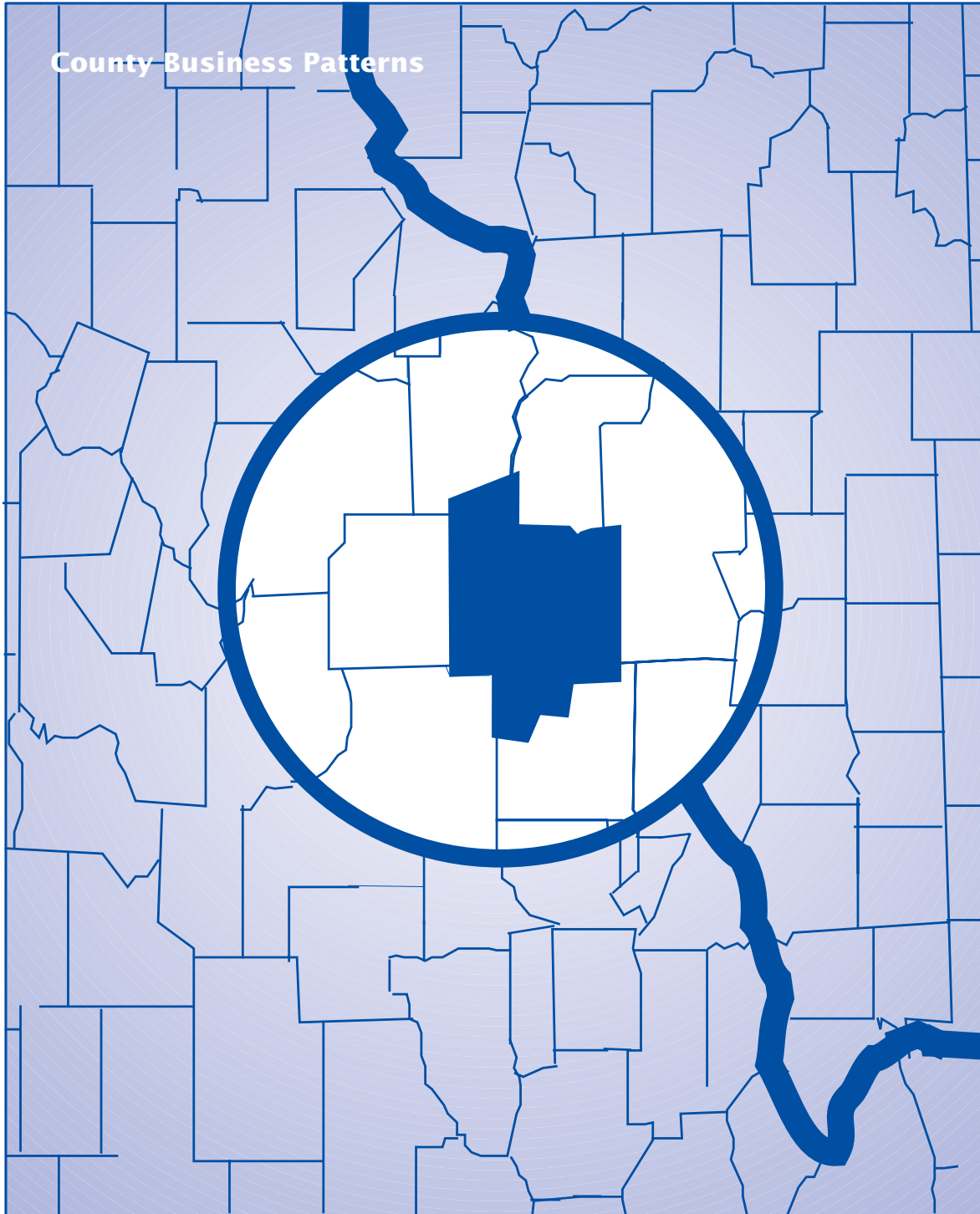


# Arizona: 2000

Issued May 2002

CBP/00-4



U S C E N S U S B U R E A U

*Helping You Make Informed Decisions • 1902-2002*

U.S. Department of Commerce  
Economics and Statistics Administration  
U.S. CENSUS BUREAU



## ACKNOWLEDGMENTS

This report was prepared under the general direction of **Carl A. Konschnik**, Assistant Division Chief for Research and Methodology, Economic Planning and Coordination Division. **Paul Hanczaryk**, Chief, Register Analysis Branch, supervised the preparation of this report and was assisted by **Phil Thompson** and **Gerald Feuer**. **Kasey Dickenson, Yolanda Funderburk, Mary Green, Mary Hogan, Joel Fowler, Alan Pines, and Jon Youngman** contributed in resolving establishment processing problems and in data analysis.

Additional data analysis was provided by the staffs of **Lawrence A. Blum**, Assistant Division Chief for Collection Activities, Economic Planning and Coordination Division, assisted by **David Eade**; and **Carlene Bottorff**, Chief, Economic Projects Branch, National Processing Center, assisted by **Marsha Sowders** and **Anita Coomes**. Statistical methodology and quality assurance operations were performed by **Ken Sausman, Michael Kornbau, Thomas Cevis, and Marilyn Italiano**.

**Steven McCraith**, Chief, Census Related Surveys Branch, Economic Statistical Methods and Programming Division, assisted

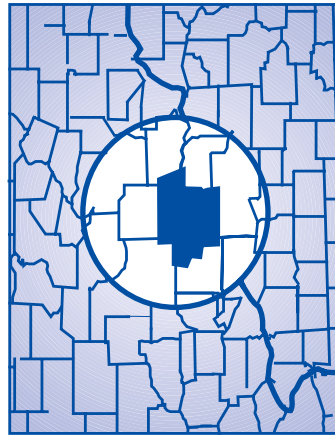
by **Dan Vacca**, supervised computer support operations. **Ed Carr** was assigned primary responsibility for programming this report. **Jerry Richards** and **Bob Penrod** provided additional support for computer operations.

**David Chapman** of the Economic Statistical Methods and Programming Division contributed to the editing system and provided other methodological improvements.

**Kim D. Ottenstein, Bernadette J. Gayle, and Laurene V. Qualls** of the Administrative and Customer Services Division, **Walter C. Odom**, Chief, provided publications and printing management, graphics design and composition, and editorial review for print and electronic media. General direction and production management were provided by **Michael G. Garland**, Assistant Chief, and **Gary J. Lauffer**, Chief, Publications Services Branch.

Special acknowledgment is also due the many businesses whose cooperation has contributed to the publication of these data.

## County Business Patterns



**U.S. Department of Commerce**

**Donald L. Evans,**

Secretary

**Samuel W. Bodman,**

Deputy Secretary

**Economics  
and Statistics  
Administration**

**Kathleen B. Cooper,**

Under Secretary for  
Economic Affairs

**U.S. CENSUS BUREAU**  
**Charles Louis Kincannon,**

Director

---

SUGGESTED CITATION

U.S. Census Bureau,  
County Business Patterns 2000

**ARIZONA**

Washington, DC, 2002



**Economics  
and Statistics  
Administration**

**Kathleen B. Cooper,**  
Under Secretary  
for Economic Affairs



**U.S. CENSUS BUREAU**

**Charles Louis Kincannon,**  
Director

**William G. Barron, Jr.,**  
Deputy Director

**John H. Thompson,**  
Principal Associate Director  
for Programs

**Frederick T. Knickerbocker,**  
Associate Director  
for Economic Programs

**Thomas L. Mesenbourg,**  
Assistant Director  
for Economic Programs

**Shirin A. Ahmed,**  
Chief, Economic  
Planning and Coordination  
Division

CONTENTS

General Explanation	
Introduction .....	V
Industry Classifications .....	V
Data Products .....	V
Sources of Data .....	VI
Definitions of Basic Data Items .....	VI
Industry and Geography Classifications .....	VII
Comparability With Other Data .....	VII
Data Withheld From Publication .....	VII
Reliability of Data .....	VIII
Abbreviations and Symbols .....	VIII
State Map .....	IX
Tables	
1. The State—Establishments, Employees, and Payroll by Major Group: 2000 and 1999 .....	1
2. The State—Employees, Payroll, and Establishments by Industry: 2000 .....	3
3. The State—Employees and Annual Payroll by Employment-Size Class: 2000 .....	30
4. The State—Establishments With 1,000 Employees or More by Major Group and Employment-Size Class: 2000 .....	35
5. The State—Employees, Payroll, and Establishments by County: 2000 and 1999 .....	36
6. Counties—Employees, Payroll, and Establishments by Industry: 2000 .....	37
Description of Pubs Issued in Previous Years—Inside Back Cover	

# General Explanation

---

## INTRODUCTION

County Business Patterns is an annual series that provides subnational economic data by industry. The series is useful for studying the economic activity of small areas; analyzing economic changes over time; and as a benchmark for statistical series, surveys, and databases between economic censuses. Businesses use the data for analyzing market potential, measuring the effectiveness of sales and advertising programs, setting sales quotas, and developing budgets. Government agencies use the data for administration and planning.

County Business Patterns covers most of the country's economic activity. The series excludes data on self-employed individuals, employees of private households, railroad employees, agricultural production employees, and most government employees.

This series has been published annually since 1964 and at irregular intervals dating back to 1946. The comparability of data over time may be affected by definitional changes in establishments, activity status, and industrial classifications. For more details on these changes, see the section "Comparability With Other Data."

## INDUSTRY CLASSIFICATIONS

Data from the County Business Patterns series are published primarily on the basis of the North American Industry Classification System (NAICS). Earlier County Business Patterns data were published according to the Standard Industrial Classification (SIC) system. While many of the individual NAICS industries correspond directly to industries as defined under the SIC system, most of the aggregate NAICS groupings do not.

Particular care should be taken in comparing data for retail trade, wholesale trade, and manufacturing, which are sector titles used in both NAICS and SIC, but cover somewhat different groups of industries. For more information on NAICS and changes from the SIC system, go to [www.census.gov/epcd/www/naics.html](http://www.census.gov/epcd/www/naics.html)

The 2000 County Business Patterns series includes the following NAICS sectors:

<i>Sector</i>	<i>Description</i>
11	Forestry, Fishing, Hunting, and Agriculture Support
21	Mining
22	Utilities

<i>Sector</i>	<i>Description</i>
23	Construction
31-33	Manufacturing
42	Wholesale Trade
44-45	Retail Trade
48-49	Transportation and Warehousing
51	Information
52	Finance and Insurance
53	Real Estate and Rental and Leasing
54	Professional, Scientific, and Technical Services
55	Management of Companies and Enterprises
56	Administrative and Support and Waste Management and Remediation Services
61	Educational Services
62	Health Care and Social Assistance
71	Arts, Entertainment, and Recreation
72	Accommodation and Food Services
81	Other Services (except Public Administration)
95	Auxiliaries (except corporate, subsidiary, and regional management)
99	Unclassified

County Business Patterns data are tabulated by industry as defined in the manual entitled *North American Industry Classification System: United States, 1997* with some exceptions. Data for auxiliary establishments (except corporate, subsidiary, and regional managing offices) will be tabulated in a separate category (Sector 95).

The 2000 County Business Patterns covers all NAICS industries except crop and animal production (NAICS 111,112), rail transportation (NAICS 482), National Postal Service (NAICS 491), pension, health, welfare, and vacation funds (NAICS 525110, 525120, 525190), trusts, estates, and agency accounts (NAICS 525920), private households (NAICS 814), and public administration (NAICS 92).

## DATA PRODUCTS

### Reports

The County Business Patterns data series includes a separate printed report for each state, the District of Columbia, Puerto Rico, and the United States. Individual state reports present payroll and employment data for the state and counties by industry. The reports also include the number of establishments by industry and employment size class.

---

The United States report presents similar data for the country as a whole. In addition, the U.S. report provides employment and payroll data by employment size class for major industry groups.

Data for industries with fewer than 100 employees, as well as data for detailed industries withheld to avoid disclosing data for individual companies, are not shown in the printed reports. However, these data are available on CD-ROM and other computer products.

### **Electronic Data Formats**

County Business Patterns series data are available on CD-ROM, computer tapes and diskettes. The CD-ROM also includes software for creating County Business Patterns data files compatible with popular database and spreadsheet software. In addition, ZIP Code Business Patterns data are available on CD-ROM and are available shortly after the release of County Business Patterns, and include the number of establishments by NAICS industry.

Publications also are available in Portable Document Format (PDF) at [www.census.gov/prod/www/abs/cbptotal.html](http://www.census.gov/prod/www/abs/cbptotal.html). In order to view these files, you will need the Adobe(R) Acrobat(R) Reader, which is available for free from the Adobe web site at [www.adobe.com](http://www.adobe.com). Alternatively, the Census Bureau will print the publication, give it a glue binding, and ship it to you for a fee.

For information and options to order County Business Patterns data products, contact:

Customer Services Center  
Marketing Services Office  
U.S. Census Bureau  
Washington, DC 20233

Telephone: 301-457-4100  
Internet address: [www.census.gov/](http://www.census.gov/)

### **Special Tabulations**

Special tabulations of County Business Patterns are available on a cost-reimbursable basis. For more information, contact:

U.S. Census Bureau  
Economic Planning and Coordination Division  
Register Analysis Branch  
Washington, DC 20233

Telephone: 301-457-2580  
Fax: 301-457-4433  
E-mail: [cbp@census.gov](mailto:cbp@census.gov)

### **SOURCES OF DATA**

County Business Patterns basic data items are extracted from the Standard Statistical Establishment List, a file of all known single and multiestablishment employer companies maintained and updated by the U.S. Census Bureau. The annual Company Organization Survey provides individual

establishment data for multiestablishment companies. Data for single-establishment companies are obtained from various Census Bureau programs, such as the Annual Survey of Manufactures and Current Business Surveys, as well as from administrative records of the Internal Revenue Service, the Social Security Administration, and the Bureau of Labor Statistics.

### **DEFINITIONS OF BASIC DATA ITEMS**

#### **Establishments**

An establishment is a single physical location at which business is conducted or services or industrial operations are performed. It is not necessarily identical with a company or enterprise, which may consist of one or more establishments. When two or more activities are carried on at a single location under a single ownership, all activities generally are grouped together as a single establishment. The entire establishment is classified on the basis of its major activity and all data are included in that classification.

Establishment-size designations are determined by paid employment in the mid-March pay period. The size group "1 to 4" includes establishments that did not report any paid employees in the mid-March pay period but paid wages to at least one employee at some time during the year.

Establishment counts represent the number of locations with paid employees any time during the year. This series excludes governmental establishments except for wholesale liquor establishments (NAICS 4228), retail liquor stores (NAICS 44531), Federally-chartered savings institutions (NAICS 522120), Federally-chartered credit unions (NAICS 522130), and hospitals (NAICS 622).

#### **Payroll**

Total payroll includes all forms of compensation, such as salaries, wages, reported tips, commissions, bonuses, vacation allowances, sick-leave pay, employee contributions to qualified pension plans, and the value of taxable fringe benefits. For corporations, it includes amounts paid to officers and executives; for unincorporated businesses, it does not include profit or other compensation of proprietors or partners. Payroll is reported before deductions for Social Security, income tax, insurance, union dues, etc. First-quarter payroll consists of payroll during the January-to-March quarter.

#### **Mid-March Employment**

Paid employment consists of full- and part-time employees, including salaried officers and executives of corporations, who are on the payroll in the pay period including March 12. Included are employees on paid sick leave, holidays, and vacations; not included are proprietors and partners of unincorporated businesses.

---

## **INDUSTRY AND GEOGRAPHY CLASSIFICATIONS**

The quinquennial economic censuses are the primary source for industry and geography classifications. The annual Company Organization Survey, Annual Survey of Manufactures, Current Business Surveys, and other Census Bureau programs provide regular updates.

### **Industry Classification**

Additional sources for assigning industry classifications are the Social Security Administration, the Internal Revenue Service, and the Bureau of Labor Statistics. These sources provide industry classification information for new businesses and businesses not canvassed in the Census Bureau programs. Establishments without sufficient industry information are tabulated in the “unclassified establishments” group.

Industry classifications are explained in an appendix in the U.S. Summary. The industry titles used throughout this series are the short NAICS titles; complete descriptions are contained in the manual entitled *North American Industry Classification System: United States, 1997*.

### **Geography Classification**

Most geography codes are derived from the physical location address reported in Census Bureau programs. The Internal Revenue Service provides supplemental address information. Those employers without a fixed location within a state (or of unknown county location) are included under a “statewide” classification at the end of the county tables. This incomplete detail causes only slight understatement of county employment. The independent cities in Virginia, and the cities of Baltimore, MD; Carson City, NV; and St. Louis, MO, are treated as separate counties.

### **Employee Leasing Services**

Historically, the permanent on-site work force at a business location were paid employees of that establishment. This traditional practice of firms directly hiring employees is still the dominant employer/employee relationship in the United States. However, over the past decade a new work force arrangement has emerged.

Under this new arrangement, a company commonly known as an employee leasing company or professional employer organization (PEO) operates in a co-employment relationship with client businesses. Employee leasing establishments typically acquire and lease back some or all of the employees of their clients, and serve as the employer of record of the leased employees for payroll, benefits, and related purposes.

The 2000 CBP shows over 1.25 million employees in employee leasing services (NAICS 561330), up significantly from the approximately 1 million employees published in the 1999 CBP. Clearly, the employees are not classified in the predominant industry of the client businesses.

Also, leasing companies may pay these employees out of a single payroll office. This may result in the leasing company’s employment and payroll data being reported in the county where the payroll office is located, thus distorting the data for that county. In some cases, many thousands of employees may be paid from a single payroll office. Therefore, for geography purposes, we may publish employee-leasing establishments in the “statewide” category in states where such payroll offices are located, as these establishments service multiple counties.

## **COMPARABILITY WITH OTHER DATA**

### **Earlier County Business Patterns**

The comparability of data with previous County Business Patterns series may be affected by the following definitional changes:

- The change from a “reporting unit” concept to establishment based data in 1974
- The change in definition of “active” establishments in 1983
- The change in industrial classification definitions, the most recent occurring in 1998

A description of previous County Business Patterns publications is provided on the inside back cover.

### **1997 Economic Census**

Definitional and coverage differences may affect the direct comparison of 1997 Economic Census and County Business Patterns data. Definitions of an establishment, employment, and payroll are detailed in the introductory text of each publication.

The 1997 Economic Census generally uses respondent-reported data. The County Business Patterns uses administrative record data for small establishments. Although efforts are made to resolve significant differences in the data, differences are known to exist.

Some large companies report different activities at the same location as separate profit centers. The County Business Patterns program treats each profit center as a separate establishment. The 1997 Economic Census may combine the profit centers into one establishment. This results in establishment count differences.

### **DATA WITHHELD FROM PUBLICATION**

In accordance with U.S. Code, Title 13, Section 9, no data are published that would disclose the operations of an individual employer. However, the number of establishments in an industry classification and the distribution of these establishments by employment-size class are not considered to be disclosures, and so this information may be released even though other information is withheld from publications.



---

## RELIABILITY OF DATA

All data are tabulated from universe files and are not subject to sampling errors. However, the data are subject to nonsampling errors. Nonsampling errors can be attributed to many sources: inability to identify all cases in the universe; definition and classification difficulties; differences in interpretation of questions; errors in recording or coding the data obtained; and estimation of employers who reported too late to be included in the tabulations and for records with missing or misreported data.

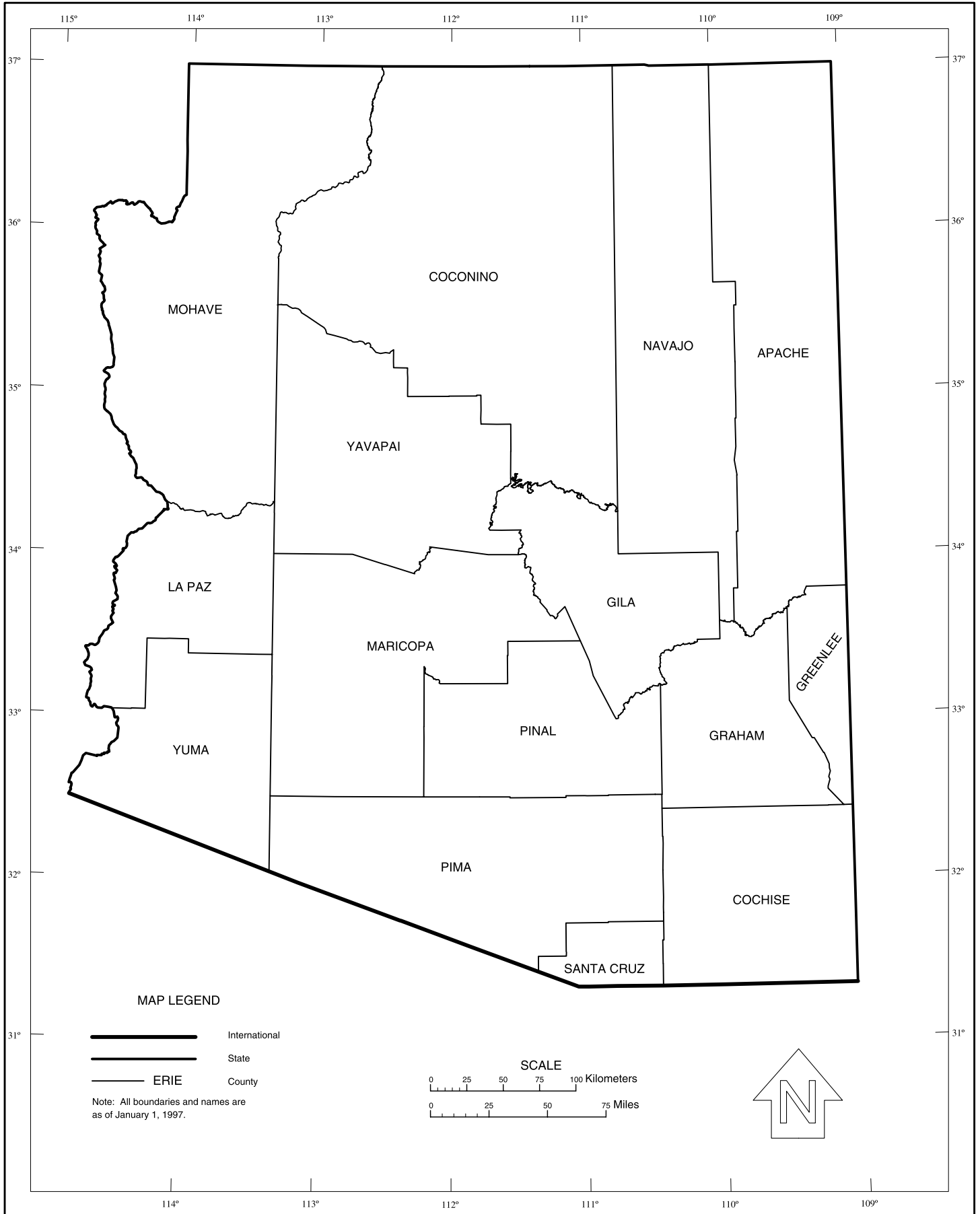
The accuracy of the data is determined by the joint effects of the various nonsampling errors. No direct measurement of these effects has been obtained; however, precautionary steps were taken in all phases of collection, processing, and tabulation to minimize the effects of nonsampling errors.

## ABBREVIATIONS AND SYMBOLS

The following abbreviations and symbols are used in this publication:

–	Represents zero.
A-C, E-M	Entered in place of employment data, represents an employment-size class as defined in the footnote of the tables.
(D)	Withheld to avoid disclosing data for individual companies; data are included in broader industry totals.
n.e.c.	Not elsewhere classified.
NAICS	North American Industry Classification System.

# County Business Patterns--Arizona



**Table 1. The State—Establishments, Employees, and Payroll by Major Group: 2000 and 1999**

[Excludes most government employees, railroad employees, and self-employed persons. (D) denotes figures withheld to avoid disclosing data for individual companies; the data are included in broader industry totals. For explanation of terms, abbreviations, and data reliability/comparability, see introductory text]

NAICS code	Major group	2000				1999			
		Number of establishments	Number of employees for week including March 12	Payroll (\$1,000)		Number of establishments	Number of employees for week including March 12	Payroll (\$1,000)	
				First quarter	Annual			First quarter	Annual
	<b>Total .....</b>	<b>114 804</b>	<b>1 919 353</b>	<b>14 122 917</b>	<b>58 235 779</b>	<b>112 545</b>	<b>1 838 277</b>	<b>12 467 929</b>	<b>52 954 561</b>
<b>11</b>	<b>Forestry, fishing, hunting, and agriculture support .....</b>	<b>219</b>	<b>1 931</b>	<b>11 351</b>	<b>41 659</b>	<b>230</b>	<b>2 242</b>	<b>11 743</b>	<b>45 246</b>
113	Forestry and logging .....	30	(C)	(D)	(D)	28	(C)	(D)	(D)
114	Fishing, hunting & trapping .....	5	(B)	(D)	(D)	6	(B)	(D)	(D)
115	Agriculture & forestry support activities .....	184	1 704	10 424	36 684	196	2 061	11 013	40 697
<b>21</b>	<b>Mining .....</b>	<b>190</b>	<b>9 956</b>	<b>111 969</b>	<b>418 504</b>	<b>201</b>	<b>12 027</b>	<b>119 188</b>	<b>511 479</b>
211	Oil & gas extraction .....	14	77	646	2 884	12	73	605	2 502
212	Mining (except oil & gas) .....	138	9 536	108 080	404 680	147	11 537	114 852	481 777
213	Mining support activities .....	38	343	3 243	10 940	42	417	3 731	27 200
<b>22</b>	<b>Utilities .....</b>	<b>261</b>	<b>9 923</b>	<b>163 207</b>	<b>605 794</b>	<b>250</b>	<b>10 532</b>	<b>167 803</b>	<b>636 387</b>
221	Utilities .....	261	9 923	163 207	605 794	250	10 532	167 803	636 387
<b>23</b>	<b>Construction .....</b>	<b>12 652</b>	<b>167 401</b>	<b>1 195 382</b>	<b>5 214 799</b>	<b>12 333</b>	<b>160 496</b>	<b>1 051 960</b>	<b>4 793 874</b>
233	Building, developing & general contracting .....	3 762	32 630	288 675	1 237 391	3 753	31 975	263 211	1 174 642
234	Heavy construction .....	547	20 218	164 824	691 650	557	17 126	127 990	594 261
235	Special trade contractors .....	8 343	114 553	741 883	3 285 758	8 023	111 395	660 759	3 024 971
<b>31-33</b>	<b>Manufacturing .....</b>	<b>4 901</b>	<b>200 859</b>	<b>2 124 400</b>	<b>8 621 913</b>	<b>4 903</b>	<b>192 594</b>	<b>1 815 692</b>	<b>7 580 902</b>
311	Food mfg .....	246	8 552	58 371	228 629	234	8 532	258 018	891 802
312	Beverage & tobacco product mfg .....	40	1 848	13 476	55 625	37	1 786	11 068	50 322
313	Textile mills .....	22	702	2 553	10 369	26	(F)	(D)	(D)
314	Textile product mills .....	78	1 035	5 048	22 045	80	1 029	4 835	22 182
315	Apparel manufacturing .....	99	1 131	5 419	22 143	87	1 167	4 713	19 912
316	Leather & allied product mfg .....	29	172	802	3 364	26	(C)	(D)	(D)
321	Wood product mfg .....	202	9 623	58 178	237 220	201	9 124	56 188	238 983
322	Paper mfg .....	41	3 008	28 419	115 979	42	2 770	27 872	116 961
323	Printing & related support activities .....	624	8 367	63 208	253 089	655	8 512	57 911	247 639
324	Petroleum & coal products mfg .....	22	243	2 771	13 363	19	(E)	(D)	(D)
325	Chemical mfg .....	178	6 568	55 865	220 520	178	6 402	46 638	197 126
326	Plastics & rubber products mfg .....	233	9 142	67 377	277 241	245	8 894	60 245	261 323
327	Nonmetallic mineral product mfg .....	261	7 326	58 208	239 503	259	7 452	55 620	232 605
331	Primary metal .....	98	5 076	43 250	181 326	87	6 685	54 987	222 084
332	Fabricated metal product mfg .....	866	22 226	176 865	749 152	860	22 505	175 717	741 939
333	Machinery mfg .....	301	9 056	86 512	384 583	305	9 147	77 546	315 345
334	Computer & electronic product mfg .....	363	53 116	796 135	3 170 404	348	44 599	542 165	2 268 842
335	Electrical equip, appliance & component mfg .....	90	4 035	34 629	148 241	98	3 672	29 108	124 950
336	Transportation equipment mfg .....	210	31 722	441 180	1 751 551	222	31 566	441 735	1 775 301
337	Furniture & related product mfg .....	358	8 927	49 398	210 152	363	8 530	45 191	198 305
339	Miscellaneous mfg .....	540	8 984	76 736	327 414	531	9 085	65 482	301 867
<b>42</b>	<b>Wholesale trade .....</b>	<b>6 731</b>	<b>86 222</b>	<b>892 222</b>	<b>3 627 345</b>	<b>6 724</b>	<b>85 835</b>	<b>800 555</b>	<b>3 341 454</b>
421	Wholesale trade, durable goods .....	4 570	52 834	573 056	2 353 308	4 571	53 814	529 478	2 228 500
422	Wholesale trade, nondurable goods .....	2 161	33 388	319 166	1 274 037	2 153	32 021	271 077	1 112 954
<b>44-45</b>	<b>Retail trade .....</b>	<b>16 911</b>	<b>255 001</b>	<b>1 351 247</b>	<b>5 693 725</b>	<b>16 616</b>	<b>248 866</b>	<b>1 223 698</b>	<b>5 125 832</b>
441	Motor vehicle & parts dealers .....	1 910	39 889	345 878	1 466 256	1 890	37 717	302 053	1 320 345
442	Furniture & home furnishing stores .....	1 201	10 360	64 078	266 522	1 194	9 896	55 299	239 412
443	Electronics & appliance stores .....	754	7 635	47 155	197 063	729	6 919	39 222	164 874
444	Bldg material & garden equip & supp dealers .....	1 234	19 807	124 258	508 366	1 210	18 803	110 459	473 564
445	Food & beverage stores .....	1 751	48 233	227 451	945 037	1 659	49 063	229 503	842 852
446	Health & personal care stores .....	1 099	13 331	68 089	289 304	1 103	15 047	63 906	266 664
447	Gasoline stations .....	1 768	17 454	66 517	276 612	1 742	17 555	61 365	269 195
448	Clothing & clothing accessories stores .....	2 319	19 864	74 098	310 731	2 334	19 955	66 795	284 270
451	Sporting goods, hobby, book & music stores .....	1 117	11 001	38 728	157 093	1 149	10 741	36 220	150 075
452	General merchandise stores .....	495	40 782	164 047	707 382	448	38 412	146 837	611 996
453	Miscellaneous store retailers .....	2 521	18 123	68 896	287 148	2 452	17 015	60 979	263 919
454	Nonstore retailers .....	742	8 522	62 052	282 211	706	7 743	51 060	238 666
<b>48-49</b>	<b>Transportation &amp; warehousing .....</b>	<b>2 583</b>	<b>70 337</b>	<b>550 015</b>	<b>2 359 445</b>	<b>2 484</b>	<b>65 369</b>	<b>475 455</b>	<b>2 073 124</b>
481	Air transportation .....	90	17 341	180 934	765 126	85	16 384	148 664	604 236
483	Water transportation .....	3	(A)	(D)	(D)	5	(A)	(D)	(D)
484	Truck transportation .....	1 380	26 604	190 301	826 765	1 317	24 851	166 751	741 671
485	Transit & ground passenger transportation .....	185	5 987	29 496	123 433	184	4 846	22 360	109 024
486	Pipeline transportation .....	36	276	5 588	19 625	30	(E)	(D)	(D)
487	Scenic & sightseeing transportation .....	37	(F)	(D)	(D)	35	(F)	(D)	(D)
488	Transportation support activities .....	518	7 483	62 061	258 622	505	7 009	54 309	256 489
492	Couriers & messengers .....	241	10 985	72 039	325 353	235	10 513	70 987	310 096
493	Warehousing & storage .....	93	968	6 386	26 628	88	870	4 963	19 984
<b>51</b>	<b>Information .....</b>	<b>1 954</b>	<b>47 411</b>	<b>524 311</b>	<b>2 083 955</b>	<b>1 910</b>	<b>50 630</b>	<b>475 638</b>	<b>2 057 039</b>
511	Publishing industries .....	570	14 849	176 374	702 372	602	14 369	147 608	621 908
512	Motion picture & sound recording industries .....	252	4 118	18 136	63 037	262	4 295	12 233	50 529
513	Broadcasting & telecommunications .....	785	21 516	248 466	996 343	767	26 002	262 478	1 123 419
514	Information & data processing services .....	347	6 928	81 335	322 203	279	5 964	53 319	261 183
<b>52</b>	<b>Finance &amp; insurance .....</b>	<b>7 472</b>	<b>111 928</b>	<b>1 183 323</b>	<b>4 412 417</b>	<b>6 990</b>	<b>103 628</b>	<b>1 035 873</b>	<b>4 076 461</b>
522	Credit intermediation & related activities .....	3 100	67 109	584 299	2 137 423	2 724	60 202	518 215	1 991 999
523	Security, commodity contracts & like activity .....	1 112	10 025	202 441	702 275	953	8 014	147 291	565 533
524	Insurance carriers & related activities .....	3 197	34 344	389 421	1 551 117	3 261	35 000	362 347	1 496 498
525	Funds, trusts, & other financial vehicles (part) .....	525	63	7 162	21 602	52	412	8 020	22 431
<b>53</b>	<b>Real estate &amp; rental &amp; leasing .....</b>	<b>6 056</b>	<b>41 265</b>	<b>270 022</b>	<b>1 144 956</b>	<b>6 024</b>	<b>38 807</b>	<b>249 107</b>	<b>1 074 312</b>
531	Real estate .....	4 857	27 487	189 888	805 717	4 839	25 661	170 463	728 355
532	Rental & leasing services .....	1 171	13 441	77 218	325 678	1 156	12 851	75 579	330 532
533	Lessors of other nonfinancial intangible asset .....	28	337	2 916	13 561	29	295	3 065	15 425

See footnotes at end of table.

**Table 1. The State—Establishments, Employees, and Payroll by Major Group: 2000 and 1999—Con.**

[Excludes most government employees, railroad employees, and self-employed persons. (D) denotes figures withheld to avoid disclosing data for individual companies; the data are included in broader industry totals. For explanation of terms, abbreviations, and data reliability/comparability, see introductory text]

NAICS code	Major group	2000				1999			
		Number of establishments	Number of employees for week including March 12	Payroll (\$1,000)		Number of establishments	Number of employees for week including March 12	Payroll (\$1,000)	
				First quarter	Annual			First quarter	Annual
<b>54</b>	<b>Professional, scientific &amp; technical services</b> .....	<b>12 259</b>	<b>113 687</b>	<b>1 003 732</b>	<b>4 565 970</b>	<b>11 758</b>	<b>104 827</b>	<b>878 700</b>	<b>4 005 161</b>
541	Professional, scientific & technical services .....	12 259	113 687	1 003 732	4 565 970	11 758	104 827	878 700	4 005 161
<b>55</b>	<b>Management of companies &amp; enterprises</b> .....	<b>762</b>	<b>45 452</b>	<b>795 072</b>	<b>2 750 088</b>	<b>743</b>	<b>40 267</b>	<b>646 363</b>	<b>2 316 092</b>
551	Management of companies & enterprises .....	762	45 452	795 072	2 750 088	743	40 267	646 363	2 316 092
<b>56</b>	<b>Admin, support, waste mgt, remediation services</b> .....	<b>6 859</b>	<b>200 421</b>	<b>1 014 953</b>	<b>4 294 632</b>	<b>6 875</b>	<b>186 152</b>	<b>869 522</b>	<b>3 794 434</b>
561	Administrative & support services .....	6 625	197 118	988 814	4 182 547	6 647	183 099	847 077	3 698 018
562	Waste management & remediation services .....	234	3 303	26 139	112 085	228	3 053	22 445	96 416
<b>61</b>	<b>Educational services</b> .....	<b>1 231</b>	<b>24 486</b>	<b>131 887</b>	<b>563 771</b>	<b>1 192</b>	<b>21 718</b>	<b>111 399</b>	<b>483 105</b>
611	Educational services .....	1 231	24 486	131 887	563 771	1 192	21 718	111 399	483 105
<b>62</b>	<b>Health care and social assistance</b> .....	<b>10 993</b>	<b>199 894</b>	<b>1 442 574</b>	<b>6 244 480</b>	<b>10 809</b>	<b>194 047</b>	<b>1 310 639</b>	<b>5 893 548</b>
621	Ambulatory health care services .....	8 150	73 946	672 663	3 110 380	7 973	71 146	608 739	2 885 340
622	Hospitals .....	99	65 415	513 823	2 078 787	98	63 522	467 290	1 989 321
623	Nursing & residential care facilities .....	996	31 468	148 137	605 159	1 005	32 627	140 392	606 909
624	Social assistance .....	1 748	29 065	107 951	450 154	1 733	26 752	94 218	411 978
<b>71</b>	<b>Arts, entertainment &amp; recreation</b> .....	<b>1 421</b>	<b>34 394</b>	<b>193 055</b>	<b>847 448</b>	<b>1 395</b>	<b>32 389</b>	<b>188 220</b>	<b>784 786</b>
711	Performing arts, spectator sports & related industries .....	428	6 221	80 525	376 952	434	6 056	88 457	355 613
712	Museums, historical sites & like institutions .....	93	1 568	7 716	32 937	87	1 455	7 158	30 287
713	Amusement, gambling & recreation industries .....	900	26 605	104 814	437 559	874	24 878	92 605	398 886
<b>72</b>	<b>Accommodation &amp; food services</b> .....	<b>9 283</b>	<b>202 756</b>	<b>613 388</b>	<b>2 477 076</b>	<b>9 120</b>	<b>195 111</b>	<b>553 821</b>	<b>2 296 387</b>
721	Accommodation .....	1 220	46 009	203 845	812 071	1 217	44 925	179 881	757 940
722	Food services & drinking places .....	8 063	156 747	409 543	1 665 005	7 903	150 186	373 940	1 538 447
<b>81</b>	<b>Other services (except public administration)</b> .....	<b>10 115</b>	<b>78 730</b>	<b>381 699</b>	<b>1 587 101</b>	<b>9 935</b>	<b>76 800</b>	<b>343 518</b>	<b>1 475 323</b>
811	Repair & maintenance .....	4 014	26 558	163 400	679 224	4 061	26 223	149 407	649 910
812	Personal & laundry services .....	2 894	21 085	86 248	352 942	2 736	20 788	78 686	331 362
813	Religious, grantmaking, civic, prof & like organizations .....	3 207	31 087	132 051	554 935	3 138	29 789	115 425	494 051
<b>95</b>	<b>Auxiliaries (exc corporate, subsidiary &amp; regional mgt)</b> .....	<b>256</b>	<b>14 541</b>	<b>159 439</b>	<b>614 918</b>	<b>254</b>	<b>14 169</b>	<b>133 673</b>	<b>542 310</b>
<b>99</b>	<b>Unclassified establishments</b> .....	<b>1 695</b>	<b>2 758</b>	<b>9 669</b>	<b>65 783</b>	<b>1 799</b>	<b>1 771</b>	<b>5 362</b>	<b>47 305</b>

Note: Employment-size classes are indicated as follows: A—0 to 19; B—20 to 99; C—100 to 249; E—250 to 499; F—500 to 999; G—1,000 to 2,499; H—2,500 to 4,999; I—5,000 to 9,999; J—10,000 to 24,999; K—25,000 to 49,999; L—50,000 to 99,999; M—100,000 or more.

**Table 2. The State—Employees, Payroll, and Establishments by Industry: 2000**

[Excludes most government employees, railroad employees, and self-employed persons. Size class 1 to 4 includes establishments with payroll, but no employees, during mid-March pay period. (D) denotes figures withheld to avoid disclosing data for individual companies; the data are included in broader industry totals. For explanation of terms, abbreviations, and data reliability/comparability, see introductory text]

NAICS code	Industry	Number of employees for week including March 12	Payroll (\$1,000)		Total number of establishments	Number of establishments by employment-size class								
			First quarter	Annual		1 to 4	5 to 9	10 to 19	20 to 49	50 to 99	100 to 249	250 to 499	500 to 999	1,000 or more
	<b>Total .....</b>	<b>1 919 353</b>	<b>14 122 917</b>	<b>58 235 779</b>	<b>114 804</b>	<b>60 581</b>	<b>21 807</b>	<b>15 159</b>	<b>10 700</b>	<b>3 576</b>	<b>2 110</b>	<b>544</b>	<b>209</b>	<b>118</b>
<b>11</b>	<b>Forestry, fishing, hunting, and agriculture support .....</b>	<b>1 931</b>	<b>11 351</b>	<b>41 659</b>	<b>219</b>	<b>132</b>	<b>42</b>	<b>20</b>	<b>16</b>	<b>8</b>	<b>1</b>			
113	Forestry and logging .....	(C)	(D)	(D)	30	20	2	7	1					
1131	Timber tract operations .....	(A)	(D)	(D)	1	1								
11311	Timber tract operations .....	(A)	(D)	(D)	1	1								
113110	Timber tract operations .....	(A)	(D)	(D)	1	1								
1132	Forest nurseries & gathering forest products .....	(A)	(D)	(D)	2	1		1						
11321	Forest nurseries & gathering forest products .....	(A)	(D)	(D)	2	1		1						
113210	Forest nurseries & gathering forest products .....	(A)	(D)	(D)	2	1		1						
1133	Logging .....	(C)	(D)	(D)	27	18	2	6	1					
11331	Logging .....	(C)	(D)	(D)	27	18	2	6	1					
113310	Logging .....	(C)	(D)	(D)	27	18	2	6	1					
114	Fishing, hunting & trapping .....	(B)	(D)	(D)	5	1	3		1					
1141	Fishing .....	(B)	(D)	(D)	3	1	1		1					
11411	Fishing .....	(B)	(D)	(D)	3	1	1		1					
114111	Finfish fishing .....	(B)	(D)	(D)	1				1					
114112	Shellfish fishing .....	(A)	(D)	(D)	2	1	1							
1142	Hunting & trapping .....	(A)	(D)	(D)	2		2							
11421	Hunting & trapping .....	(A)	(D)	(D)	2		2							
114210	Hunting & trapping .....	(A)	(D)	(D)	2		2							
115	Agriculture & forestry support activities .....	1 704	10 424	36 684	184	111	37	13	14	8	1			
1151	Crop production support activities .....	1 489	9 359	32 062	126	66	28	11	12	8	1			
11511	Crop production support activities .....	1 489	9 359	32 062	126	66	28	11	12	8	1			
115111	Cotton ginning .....	(C)	(D)	(D)	27	14	10	2	1					
115112	Soil preparation, planting, & cultivating .....	270	1 374	7 556	44	25	10	6	3					
115113	Crop harvesting, primarily by machine .....	249	1 145	4 369	12	6	2	1	1	1	1			
115114	Postharvest crop activities (exc ginning) .....	(F)	(D)	(D)	20	3	2	1	7	7				
115115	Farm labor contractors & crew leaders .....	24	93	675	15	13	2							
115116	Farm management services .....	(B)	(D)	(D)	8	5	2	1						
1152	Animal production support activities .....	137	449	1 926	48	38	8	1	1					
11521	Animal production support activities .....	137	449	1 926	48	38	8	1	1					
115210	Animal production support activities .....	137	449	1 926	48	38	8	1	1					
1153	Forestry support activities .....	78	616	2 696	10	7	1	1	1					
11531	Forestry support activities .....	78	616	2 696	10	7	1	1	1					
115310	Forestry support activities .....	78	616	2 696	10	7	1	1	1					
<b>21</b>	<b>Mining .....</b>	<b>9 956</b>	<b>111 969</b>	<b>418 504</b>	<b>190</b>	<b>85</b>	<b>26</b>	<b>35</b>	<b>21</b>	<b>5</b>	<b>8</b>	<b>5</b>	<b>4</b>	<b>1</b>
211	Oil & gas extraction .....	77	646	2 884	14	7	5	1	1					
2111	Oil & gas extraction .....	77	646	2 884	14	7	5	1	1					
21111	Oil & gas extraction .....	77	646	2 884	14	7	5	1	1					
211111	Crude petroleum & natural gas extraction .....	77	646	2 884	14	7	5	1	1					
212	Mining (except oil & gas) .....	9 536	108 080	404 680	138	52	17	30	17	5	7	5	4	1
2121	Coal mining .....	(F)	(D)	(D)	4	1		1				2		
21211	Coal mining .....	(F)	(D)	(D)	4	1		1				2		
212111	Bituminous coal & lignite surface mining .....	(F)	(D)	(D)	4	1		1				2		
2122	Metal ore mining .....	(I)	(D)	(D)	32	10	3	8	2		2	2	4	1
21222	Gold ore & silver ore mining .....	(B)	(D)	(D)	9	6	1	2						
212221	Gold ore mining .....	(B)	(D)	(D)	9	6	1	2						
21223	Copper, nickel, lead & zinc mining .....	6 541	79 861	286 027	22	4	1	6	2		2	2	4	1
212234	Copper ore & nickel ore mining .....	6 541	79 861	286 027	22	4	1	6	2		2	2	4	1
21229	Other metal ore mining .....	(A)	(D)	(D)	1		1							
212299	All other metal ore mining .....	(A)	(D)	(D)	1		1							
2123	Nonmetallic mineral mining & quarrying .....	(G)	(D)	(D)	102	41	14	21	15	5	1	1		
21231	Stone mining & quarrying .....	633	4 736	21 509	45	20	3	10	9	2	1			
212311	Dimension stone mining & quarrying .....	(B)	(D)	(D)	10	8		1	1					
212312	Crushed & broken limestone mining & quarrying .....	(B)	(D)	(D)	8	6		2						
212313	Crushed & broken granite mining & quarrying .....	(C)	(D)	(D)	9	2	1	2	3	1				
212319	Other crushed & broken stone mining & quarrying .....	(E)	(D)	(D)	18	4	2	5	5	1	1			
21232	Sand, gravel, clay, refractory minerals mining .....	(G)	(D)	(D)	41	13	9	7	5	2	4	1		
212321	Construction sand & gravel mining .....	(G)	(D)	(D)	38	13	7	6	5	2	4	1		
212322	Industrial sand mining .....	(A)	(D)	(D)	1			1						
212325	Clay & ceramic & refractory minerals mining .....	(A)	(D)	(D)	2		2							
21239	Other nonmetallic mineral mining & quarrying .....	(C)	(D)	(D)	16	8	2	4	1	1				
212392	Phosphate rock mining .....	(B)	(D)	(D)	1			1						
212393	Other chemical & fertilizer mineral mining .....	(A)	(D)	(D)	2	1		1						
212399	All other nonmetallic mineral mining .....	(C)	(D)	(D)	13	7	2	3		1				
213	Mining support activities .....	343	3 243	10 940	38	26	4	4	3		1			
2131	Mining support activities .....	343	3 243	10 940	38	26	4	4	3		1			
21311	Mining support activities .....	343	3 243	10 940	38	26	4	4	3		1			
213111	Drilling oil & gas wells .....	(A)	(D)	(D)	4	3		1						
213112	Oil & gas operations support activities .....	(C)	(D)	(D)	18	13	3	1			1			
213113	Support activities for coal mining .....	(A)	(D)	(D)	2	2								
213114	Support activities for metal mining .....	(C)	(D)	(D)	12	7	1	2	2					
213115	Nonmetallic minerals support activity (exc fuels) .....	(B)	(D)	(D)	2	1			1					

See footnotes at end of table.

**Table 2. The State—Employees, Payroll, and Establishments by Industry: 2000—Con.**

[Excludes most government employees, railroad employees, and self-employed persons. Size class 1 to 4 includes establishments with payroll, but no employees, during mid-March pay period. (D) denotes figures withheld to avoid disclosing data for individual companies; the data are included in broader industry totals. For explanation of terms, abbreviations, and data reliability/comparability, see introductory text]

NAICS code	Industry	Number of employees for week including March 12	Payroll (\$1,000)		Total number of establishments	Number of establishments by employment-size class									
			First quarter	Annual		1 to 4	5 to 9	10 to 19	20 to 49	50 to 99	100 to 249	250 to 499	500 to 999	1,000 or more	
<b>22</b>	<b>Utilities</b>	<b>9 923</b>	<b>163 207</b>	<b>605 794</b>	<b>261</b>	<b>128</b>	<b>52</b>	<b>36</b>	<b>21</b>	<b>12</b>	<b>7</b>	<b>3</b>	<b>—</b>	<b>2</b>	
221	Utilities	9 923	163 207	605 794	261	128	52	36	21	12	7	3	—	2	
2211	Elec pwr generation, transmsn & distribution	7 219	130 366	474 840	60	17	9	8	10	9	4	1	—	2	
22111	Electric power generation (I)	(D)	(D)	(D)	15	4	2	1	2	2	1	1	—	2	
221111	Hydroelectric power generation (B)	(D)	(D)	(D)	2	—	—	1	1	—	—	—	—	—	
221112	Fossil fuel electric power generation (I)	(D)	(D)	(D)	11	3	1	—	1	2	1	1	—	2	
221113	Nuclear electric power generation (A)	(D)	(D)	(D)	1	—	1	—	—	—	—	—	—	—	
221119	Other electric power generation (A)	(D)	(D)	(D)	1	1	—	—	—	—	—	—	—	—	
22112	Electric pwr transmsn, control & distribution	(G)	(D)	(D)	45	13	7	7	8	7	3	—	—	—	
221121	Electric bulk power transmission & control	(A)	(D)	(D)	1	—	1	—	—	—	—	—	—	—	
221122	Electric power distribution	(G)	(D)	(D)	44	13	6	7	8	7	3	—	—	—	
2212	Natural gas distribution	(G)	(D)	(D)	39	8	8	9	8	2	3	1	—	—	
22121	Natural gas distribution	(G)	(D)	(D)	39	8	8	9	8	2	3	1	—	—	
221210	Natural gas distribution	(G)	(D)	(D)	39	8	8	9	8	2	3	1	—	—	
2213	Water, sewage & other systems	(G)	(D)	(D)	162	103	35	19	3	1	—	1	—	—	
22131	Water supply & irrigation systems	(G)	(D)	(D)	151	96	32	18	3	1	—	1	—	—	
221310	Water supply & irrigation systems	(G)	(D)	(D)	151	96	32	18	3	1	—	1	—	—	
22132	Sewage treatment facilities	(B)	(D)	(D)	11	7	3	1	—	—	—	—	—	—	
221320	Sewage treatment facilities	(B)	(D)	(D)	11	7	3	1	—	—	—	—	—	—	
<b>23</b>	<b>Construction</b>	<b>167 401</b>	<b>1 195 382</b>	<b>5 214 799</b>	<b>12 652</b>	<b>6 950</b>	<b>2 342</b>	<b>1 597</b>	<b>1 127</b>	<b>380</b>	<b>186</b>	<b>48</b>	<b>17</b>	<b>5</b>	
233	Building, developing & general contracting	32 630	288 675	1 237 391	3 762	2 325	657	417	260	72	25	4	1	1	
2331	Land subdivision & land development	2 456	29 967	133 723	352	254	39	29	21	8	—	1	—	—	
23311	Land subdivision & land development	2 456	29 967	133 723	352	254	39	29	21	8	—	1	—	—	
233110	Land subdivision & land development	2 456	29 967	133 723	352	254	39	29	21	8	—	1	—	—	
2332	Residential building construction	19 152	154 545	655 049	2 634	1 721	466	256	141	31	17	1	—	1	
23321	Single-family housing construction	18 111	147 084	624 333	2 524	1 651	445	245	136	31	14	1	—	1	
233210	Single-family housing construction	18 111	147 084	624 333	2 524	1 651	445	245	136	31	14	1	—	1	
23322	Multifamily housing construction	1 041	7 461	30 716	110	70	21	11	5	—	3	—	—	—	
233220	Multifamily housing construction	1 041	7 461	30 716	110	70	21	11	5	—	3	—	—	—	
2333	Nonresidential building construction	11 022	104 163	448 619	776	350	152	132	98	33	8	2	1	—	
23331	Mfg & industrial building construction	2 324	20 308	85 355	127	56	20	23	15	10	2	1	—	—	
233310	Mfg & industrial building construction	2 324	20 308	85 355	127	56	20	23	15	10	2	1	—	—	
23332	Commercial & institutional bldg construction	8 698	83 855	363 264	649	294	132	109	83	23	6	1	1	—	
233320	Commercial & institutional bldg construction	8 698	83 855	363 264	649	294	132	109	83	23	6	1	1	—	
234	Heavy construction	20 218	164 824	691 650	547	182	80	96	102	45	28	9	4	1	
2341	Highway, street, bridge & tunnel construction	6 866	62 776	275 211	170	50	29	31	34	11	9	4	2	—	
23411	Highway & street construction	6 074	54 587	244 791	158	45	28	29	33	9	9	4	1	—	
234110	Highway & street construction	6 074	54 587	244 791	158	45	28	29	33	9	9	4	1	—	
23412	Bridge & tunnel construction	792	8 189	30 420	12	5	1	2	1	2	—	—	1	—	
234120	Bridge & tunnel construction	792	8 189	30 420	12	5	1	2	1	2	—	—	1	—	
2349	Other heavy construction	13 352	102 048	416 439	377	132	51	65	68	34	19	5	2	1	
23491	Water, sewer & pipeline construction	4 120	31 753	132 606	129	34	15	24	31	15	10	—	—	—	
234910	Water, sewer & pipeline construction	4 120	31 753	132 606	129	34	15	24	31	15	10	—	—	—	
23492	Pwr, communication transmsn line construction	(H)	(D)	(D)	53	27	4	5	6	4	4	2	1	—	
234920	Pwr, communication transmsn line construction	(H)	(D)	(D)	53	27	4	5	6	4	4	2	1	—	
23493	Industrial nonbuilding structure construction	(G)	(D)	(D)	4	2	—	—	—	—	—	—	1	1	
234930	Industrial nonbuilding structure construction	(G)	(D)	(D)	4	2	—	—	—	—	—	—	1	1	
23499	All other heavy construction	4 517	37 495	150 293	191	69	32	36	31	15	5	3	—	—	
234990	All other heavy construction	4 517	37 495	150 293	191	69	32	36	31	15	5	3	—	—	
235	Special trade contractors	114 553	741 883	3 285 758	8 343	4 443	1 605	1 084	765	263	133	35	12	3	
2351	Plumbing, heating & AC contractor	19 280	140 125	649 777	1 608	877	338	190	140	39	17	3	3	1	
23511	Plumbing, heating & AC contractor	19 280	140 125	649 777	1 608	877	338	190	140	39	17	3	3	1	
235110	Plumbing, heating & AC contractor	19 280	140 125	649 777	1 608	877	338	190	140	39	17	3	3	1	
2352	Painting & wall covering contractors	5 769	29 955	127 173	763	477	138	86	44	12	5	1	—	—	
23521	Painting & wall covering contractors	5 769	29 955	127 173	763	477	138	86	44	12	5	1	—	—	
235210	Painting & wall covering contractors	5 769	29 955	127 173	763	477	138	86	44	12	5	1	—	—	
2353	Electrical contractors	15 659	115 020	504 064	1 180	618	245	146	104	40	20	7	—	—	
23531	Electrical contractors	15 659	115 020	504 064	1 180	618	245	146	104	40	20	7	—	—	
235310	Electrical contractors	15 659	115 020	504 064	1 180	618	245	146	104	40	20	7	—	—	
2354	Masonry, drywall, insulation, tile contractors	26 022	143 989	620 214	1 212	540	224	191	138	73	34	5	6	1	
23541	Masonry & stone contractors	5 612	32 789	139 778	420	193	86	73	47	16	4	—	1	—	
235410	Masonry & stone contractors	5 612	32 789	139 778	420	193	86	73	47	16	4	—	1	—	
23542	Drywall, acoustical & insulation contractors	18 589	100 398	433 330	563	202	97	96	76	53	28	5	5	1	
235420	Drywall, acoustical & insulation contractors	18 589	100 398	433 330	563	202	97	96	76	53	28	5	5	1	
23543	Tile, marble, terrazzo & mosaic contractors	1 821	10 802	47 106	229	145	41	22	15	4	2	—	—	—	
235430	Tile, marble, terrazzo & mosaic contractors	1 821	10 802	47 106	229	145	41	22	15	4	2	—	—	—	
2355	Carpentry & floor contractors	15 056	92 630	399 549	932	527	165	109	70	33	18	8	1	1	
23551	Carpentry contractors	13 352	81 798	351 876	679	356	126	86	56	28	17	8	1	1	
235510	Carpentry contractors	13 352	81 798	351 876	679	356	126	86	56	28	17	8	1	1	
23552	Floor laying & other floor contractors	1 704	10 832	47 673	253	171	39	23	14	5	1	—	—	—	
235520	Floor laying & other floor contractors	1 704	10 832	47 673	253	171	39	23	14	5	1	—	—	—	
2356	Roofing, siding, & sheet metal contractors	5 336	30 821	136 658	407	221	77	43	45	12	8	1	—	—	
23561	Roofing, siding, & sheet metal contractors	5 336	30 821	136 658	407	221	77	43	45	12	8	1	—	—	
235610	Roofing, siding, & sheet metal contractors	5 336	30 821	136 658	407	221	77	43	45	12	8	1	—	—	

See footnotes at end of table.

**Table 2. The State—Employees, Payroll, and Establishments by Industry: 2000—Con.**

[Excludes most government employees, railroad employees, and self-employed persons. Size class 1 to 4 includes establishments with payroll, but no employees, during mid-March pay period. (D) denotes figures withheld to avoid disclosing data for individual companies; the data are included in broader industry totals. For explanation of terms, abbreviations, and data reliability/comparability, see introductory text]

NAICS code	Industry	Number of employees for week including March 12	Payroll (\$1,000)		Total number of establishments	Number of establishments by employment-size class											
			First quarter	Annual		1 to 4	5 to 9	10 to 19	20 to 49	50 to 99	100 to 249	250 to 499	500 to 999	1,000 or more			
<b>23</b>	<b>Construction—Con.</b>																
235	Special trade contractors—Con.																
2357	Concrete contractors	12 016	80 258	351 866	596	223	118	112	96	24	15	7	1	—	—	—	—
23571	Concrete contractors	12 016	80 258	351 866	596	223	118	112	96	24	15	7	1	—	—	—	—
235710	Concrete contractors	12 016	80 258	351 866	596	223	118	112	96	24	15	7	1	—	—	—	—
2358	Water well drilling contractors	340	2 479	10 414	62	33	22	6	—	1	—	—	—	—	—	—	—
23581	Water well drilling contractors	340	2 479	10 414	62	33	22	6	—	1	—	—	—	—	—	—	—
235810	Water well drilling contractors	340	2 479	10 414	62	33	22	6	—	1	—	—	—	—	—	—	—
2359	Other special trade contractors	15 095	106 606	486 043	1 583	927	278	201	128	29	16	3	1	—	—	—	—
23591	Structural steel erection contractors	1 713	13 380	59 426	106	43	15	21	23	2	1	1	—	—	—	—	—
235910	Structural steel erection contractors	1 713	13 380	59 426	106	43	15	21	23	2	1	1	—	—	—	—	—
23592	Glass & glazing contractors	1 105	8 054	35 421	123	63	26	17	14	2	1	—	—	—	—	—	—
235920	Glass & glazing contractors	1 105	8 054	35 421	123	63	26	17	14	2	1	—	—	—	—	—	—
23593	Excavation contractors	3 079	20 096	100 198	413	255	72	54	21	8	3	—	—	—	—	—	—
235930	Excavation contractors	3 079	20 096	100 198	413	255	72	54	21	8	3	—	—	—	—	—	—
23594	Wrecking & demolition contractors	244	1 787	9 121	33	18	9	2	3	1	—	—	—	—	—	—	—
235940	Wrecking & demolition contractors	244	1 787	9 121	33	18	9	2	3	1	—	—	—	—	—	—	—
23595	Bldg equip & oth mach installation contractor	875	8 486	35 248	69	44	7	7	6	3	2	—	—	—	—	—	—
235950	Bldg equip & oth mach installation contractor	875	8 486	35 248	69	44	7	7	6	3	2	—	—	—	—	—	—
23599	All other special trade contractors	8 079	54 803	246 629	839	504	149	100	61	13	9	2	1	—	—	—	—
235990	All other special trade contractors	8 079	54 803	246 629	839	504	149	100	61	13	9	2	1	—	—	—	—
<b>31-33</b>	<b>Manufacturing</b>	<b>200 859</b>	<b>2 124 400</b>	<b>8 621 913</b>	<b>4 901</b>	<b>1 877</b>	<b>836</b>	<b>783</b>	<b>729</b>	<b>346</b>	<b>220</b>	<b>58</b>	<b>24</b>	<b>28</b>			
311	Food mfg	8 552	58 371	228 629	246	107	28	37	38	18	11	5	1	1			
3111	Animal food mfg	310	2 954	11 461	11	3	2	2	3	—	1	—	—	—	—	—	—
31111	Animal food mfg	310	2 954	11 461	11	3	2	2	3	—	1	—	—	—	—	—	—
311111	Dog & cat food mfg	(C)	(D)	(D)	4	2	—	—	1	—	1	—	—	—	—	—	—
311119	Other animal food mfg	(C)	(D)	(D)	7	1	2	2	2	—	—	—	—	—	—	—	—
3112	Grain & oilseed milling	(B)	(D)	(D)	4	1	1	1	1	—	—	—	—	—	—	—	—
31121	Flour milling & malt mfg	(B)	(D)	(D)	3	—	1	1	1	—	—	—	—	—	—	—	—
311211	Flour milling	(B)	(D)	(D)	3	—	1	1	1	—	—	—	—	—	—	—	—
31122	Starch & vegetable fats & oils mfg	(A)	(D)	(D)	1	1	—	—	—	—	—	—	—	—	—	—	—
311222	Soybean processing	(A)	(D)	(D)	1	1	—	—	—	—	—	—	—	—	—	—	—
3113	Sugar & confectionery product mfg	(B)	(D)	(D)	16	10	2	4	—	—	—	—	—	—	—	—	—
31133	Confectionery mfg from purchased chocolate	(B)	(D)	(D)	10	7	1	2	—	—	—	—	—	—	—	—	—
311330	Confectionery mfg from purchased chocolate	(B)	(D)	(D)	10	7	1	2	—	—	—	—	—	—	—	—	—
31134	Nonchocolate confectionery mfg	(B)	(D)	(D)	6	3	1	2	—	—	—	—	—	—	—	—	—
311340	Nonchocolate confectionery mfg	(B)	(D)	(D)	6	3	1	2	—	—	—	—	—	—	—	—	—
3114	Fruit & veg preserving & specialty food mfg	(E)	(D)	(D)	19	10	2	—	3	3	1	—	—	—	—	—	—
31141	Frozen food mfg	(C)	(D)	(D)	3	2	—	—	—	—	1	—	—	—	—	—	—
311412	Frozen specialty food mfg	(C)	(D)	(D)	3	2	—	—	—	—	1	—	—	—	—	—	—
31142	Fruit & veg canning, pickling & drying	(E)	(D)	(D)	16	8	2	—	3	3	—	—	—	—	—	—	—
311421	Fruit & vegetable canning	(E)	(D)	(D)	11	6	1	—	1	3	—	—	—	—	—	—	—
311422	Specialty canning	(B)	(D)	(D)	5	2	1	—	2	—	—	—	—	—	—	—	—
3115	Dairy product mfg	1 429	14 912	58 812	11	1	1	1	1	3	2	1	1	—	—	—	—
31151	Dairy product (exc frozen) mfg	(G)	(D)	(D)	9	1	1	—	1	3	1	1	1	—	—	—	—
311511	Fluid milk mfg	786	7 737	30 857	6	1	—	—	1	3	—	—	—	—	—	—	—
311513	Cheese mfg	(C)	(D)	(D)	1	—	—	—	—	—	1	—	—	—	—	—	—
311514	Dry, condensed, evaporated dairy product mfg	(E)	(D)	(D)	2	—	1	—	—	—	—	1	—	—	—	—	—
31152	Ice cream & frozen dessert mfg	(C)	(D)	(D)	2	—	—	1	—	—	1	—	—	—	—	—	—
311520	Ice cream & frozen dessert mfg	(C)	(D)	(D)	2	—	—	1	—	—	1	—	—	—	—	—	—
3116	Animal slaughtering & processing	1 591	9 469	34 090	36	24	2	3	4	2	—	—	—	—	—	—	1
31161	Animal slaughtering & processing	1 591	9 469	34 090	36	24	2	3	4	2	—	—	—	—	—	—	1
311611	Animal (except poultry) slaughtering	1 379	8 112	28 762	27	21	1	2	1	1	—	—	—	—	—	—	1
311612	Meat processed from carcasses	(C)	(D)	(D)	7	3	1	—	3	—	—	—	—	—	—	—	—
311613	Rendering & meat by-product processing	(B)	(D)	(D)	2	—	—	1	—	1	—	—	—	—	—	—	—
3118	Bakeries & tortilla mfg	3 201	19 109	76 143	122	54	13	21	20	6	5	3	—	—	—	—	—
31181	Bread & bakery product mfg	2 401	14 453	58 109	99	47	10	17	16	3	3	3	—	—	—	—	—
311811	Retail bakeries	(F)	(D)	(D)	64	38	7	10	8	—	1	—	—	—	—	—	—
311812	Commercial bakeries	1 796	12 550	51 099	34	8	3	7	8	3	2	3	—	—	—	—	—
311813	Frozen cakes, pies & other pastries mfg	(A)	(D)	(D)	1	1	—	—	—	—	—	—	—	—	—	—	—
31182	Cookie, cracker & pasta mfg	(C)	(D)	(D)	8	4	—	2	1	—	1	—	—	—	—	—	—
311821	Cookie & cracker mfg	(C)	(D)	(D)	5	2	—	2	—	—	1	—	—	—	—	—	—
311822	Flour mixes & dough mfg from purchased flour	(A)	(D)	(D)	1	1	—	—	—	—	—	—	—	—	—	—	—
311823	Dry pasta mfg	(B)	(D)	(D)	2	1	—	—	1	—	—	—	—	—	—	—	—
31183	Tortilla mfg	(F)	(D)	(D)	15	3	3	2	3	3	1	—	—	—	—	—	—
311830	Tortilla mfg	(F)	(D)	(D)	15	3	3	2	3	3	1	—	—	—	—	—	—
3119	Other food mfg	1 425	8 991	35 415	27	4	5	5	6	4	2	1	—	—	—	—	—
31191	Snack food mfg	(E)	(D)	(D)	10	1	2	1	4	1	1	—	—	—	—	—	—
311919	Other snack food mfg	(E)	(D)	(D)	10	1	2	1	4	1	1	—	—	—	—	—	—
31192	Coffee & tea mfg	(A)	(D)	(D)	3	1	1	1	—	—	—	—	—	—	—	—	—
311920	Coffee & tea mfg	(A)	(D)	(D)	3	1	1	1	—	—	—	—	—	—	—	—	—
31194	Seasoning & dressing mfg	(C)	(D)	(D)	3	1	1	—	—	—	—	—	—	—	—	—	—
311941	Mayonnaise, dressing & oth prepared sauce mfg	(C)	(D)	(D)	3	1	1	—	2	1	—	—	—	—	—	—	—
311942	Spice & extract mfg	(B)	(D)	(D)	4	1	1	—	1	1	—	—	—	—	—	—	—
31199	All other food mfg	(F)	(D)	(D)	9	1	1	3	—	2	1	1	—	—	—	—	—
311991	Perishable prepared food mfg	(F)	(D)	(D)	4	1	1	1	—	1	1	1	—	—	—	—	—
311999	All other miscellaneous food mfg	(C)	(D)	(D)	5	—	—	2	—	2	—	—	—	—	—	—	—
312	Beverage & tobacco product mfg	1 848	13 476	55 625	40	14	5	5	8	4	2	2	—	—	—	—	—
3121	Beverage mfg	(G)	(D)	(D)	39	14	5	4	8	4	2	2	—	—	—	—	—
31211	Soft drink & ice mfg	1 697															





**Table 2. The State—Employees, Payroll, and Establishments by Industry: 2000—Con.**

[Excludes most government employees, railroad employees, and self-employed persons. Size class 1 to 4 includes establishments with payroll, but no employees, during mid-March pay period. (D) denotes figures withheld to avoid disclosing data for individual companies; the data are included in broader industry totals. For explanation of terms, abbreviations, and data reliability/comparability, see introductory text]

NAICS code	Industry	Number of employees for week including March 12	Payroll (\$1,000)		Total number of establishments	Number of establishments by employment-size class										
			First quarter	Annual		1 to 4	5 to 9	10 to 19	20 to 49	50 to 99	100 to 249	250 to 499	500 to 999	1,000 or more		
<b>31-33</b>	<b>Manufacturing—Con.</b>															
321	Wood product mfg .....	9 623	58 178	237 220	202	56	22	32	41	29	14	6	2	—	—	—
3211	Sawmills & wood preservation .....	460	2 915	11 012	15	7	2	2	3	—	—	1	—	—	—	—
32111	Sawmills & wood preservation .....	460	2 915	11 012	15	7	2	2	3	—	—	1	—	—	—	—
321113	Sawmills .....	(E)	(D)	(D)	13	6	2	2	2	—	—	1	—	—	—	—
321114	Wood preservation .....	(B)	(D)	(D)	2	1	—	—	1	—	—	—	—	—	—	—
3212	Veneer, plywood & engineered wood product mfg .....	1 765	12 417	50 811	35	3	3	6	7	12	4	—	—	—	—	—
32121	Veneer, plywood & engineered wood product mfg .....	1 765	12 417	50 811	35	3	3	6	7	12	4	—	—	—	—	—
321214	Truss mfg .....	1 684	11 883	48 263	30	2	2	5	5	12	4	—	—	—	—	—
321219	Reconstituted wood product mfg .....	81	534	2 548	5	1	1	1	2	—	—	—	—	—	—	—
3219	Other wood product mfg .....	7 398	42 846	175 397	152	46	17	24	31	17	10	5	2	—	—	—
32191	Millwork .....	2 043	11 238	47 240	73	24	7	10	17	12	3	—	—	—	—	—
321911	Wood window & door mfg .....	1 135	6 565	28 244	30	9	1	7	3	7	3	—	—	—	—	—
321912	Cut stock, resawing lumber & planing .....	122	690	2 859	4	1	1	—	1	1	—	—	—	—	—	—
321918	Other millwork (including flooring) .....	786	3 983	16 137	39	14	5	3	13	4	—	—	—	—	—	—
32192	Wood container & pallet mfg .....	618	3 111	12 299	29	9	3	7	6	3	1	—	—	—	—	—
321920	Wood container & pallet mfg .....	618	3 111	12 299	29	9	3	7	6	3	1	—	—	—	—	—
32199	All other wood product mfg .....	4 737	28 497	115 858	50	13	7	7	8	2	6	5	2	—	—	—
321991	Manufactured home (mobile home) mfg .....	2 507	16 558	66 562	10	—	—	—	—	1	4	5	—	—	—	—
321992	Prefabricated wood building mfg .....	1 716	9 432	39 105	10	2	2	1	2	—	1	—	2	—	—	—
321999	All other miscellaneous wood product mfg .....	514	2 507	10 191	30	11	5	6	6	1	1	—	—	—	—	—
322	Paper mfg .....	3 008	28 419	115 979	41	5	—	10	8	12	4	1	1	—	—	—
3221	Pulp, paper & paperboard mills .....	(F)	(D)	(D)	3	—	—	—	—	2	—	1	—	—	—	—
32212	Paper mills .....	(F)	(D)	(D)	2	—	—	—	—	1	—	1	—	—	—	—
322121	Paper (except newsprint) mills .....	(B)	(D)	(D)	1	—	—	—	—	1	—	—	—	—	—	—
322122	Newsprint mills .....	(E)	(D)	(D)	1	—	—	—	—	—	—	1	—	—	—	—
32213	Paperboard mills .....	(B)	(D)	(D)	1	—	—	—	—	1	—	—	—	—	—	—
322130	Paperboard mills .....	(B)	(D)	(D)	1	—	—	—	—	1	—	—	—	—	—	—
3222	Converted paper product mfg .....	(G)	(D)	(D)	38	5	—	10	8	10	4	—	1	—	—	—
32221	Paperboard container mfg .....	1 147	8 827	38 462	16	1	—	2	4	6	3	—	—	—	—	—
322211	Corrugated & solid fiber box mfg .....	1 003	7 976	35 190	12	—	—	2	2	5	3	—	—	—	—	—
322212	Folding paperboard box mfg .....	(C)	(D)	(D)	3	1	—	—	1	—	—	—	—	—	—	—
322214	Fiber can, tube, drum & similar products mfg .....	(B)	(D)	(D)	1	—	—	—	1	—	—	—	—	—	—	—
32222	Paper bag & coated & treated paper mfg ..	(B)	(D)	(D)	4	2	—	2	—	—	—	—	—	—	—	—
322222	Coated & laminated paper mfg .....	(B)	(D)	(D)	4	2	—	2	—	—	—	—	—	—	—	—
32223	Stationery product mfg .....	(E)	(D)	(D)	9	—	—	3	4	1	1	—	—	—	—	—
322231	Die-cut paper & paperboard office supply mfg .....	(B)	(D)	(D)	3	—	—	1	2	—	—	—	—	—	—	—
322232	Envelope mfg .....	(B)	(D)	(D)	3	—	—	1	1	—	1	—	—	—	—	—
322233	Stationery, tablet & related product mfg ..	(B)	(D)	(D)	3	—	—	1	1	1	—	—	—	—	—	—
32229	Other converted paper product mfg .....	(F)	(D)	(D)	9	2	—	3	—	3	—	—	—	—	—	—
322291	Sanitary paper product mfg .....	(E)	(D)	(D)	4	—	—	1	—	3	—	—	—	—	—	—
322299	All other converted paper product mfg ..	(F)	(D)	(D)	5	2	—	2	—	—	—	—	—	—	—	—
323	Printing & related support activities .....	8 367	63 208	253 089	624	270	132	106	86	21	8	1	—	—	—	—
3231	Printing & related support activities .....	8 367	63 208	253 089	624	270	132	106	86	21	8	1	—	—	—	—
32311	Printing .....	7 303	53 476	213 917	567	243	121	96	80	21	6	—	—	—	—	—
323110	Commercial lithographic printing .....	3 770	29 886	116 958	241	91	46	47	40	14	3	—	—	—	—	—
323111	Commercial gravure printing .....	123	1 346	5 434	4	—	1	—	2	1	—	—	—	—	—	—
323112	Commercial flexographic printing .....	194	1 424	5 811	14	5	2	2	5	—	—	—	—	—	—	—
323113	Commercial screen printing .....	753	4 523	18 667	69	31	16	9	11	2	—	—	—	—	—	—
323114	Quick printing .....	1 037	6 316	25 922	142	69	40	24	8	1	—	—	—	—	—	—
323115	Digital printing .....	157	1 134	4 044	14	4	3	4	3	—	—	—	—	—	—	—
323116	Manifold business form printing .....	654	4 966	20 535	23	6	5	3	6	1	2	—	—	—	—	—
323117	Book printing .....	78	581	2 272	10	6	1	1	2	—	—	—	—	—	—	—
323118	Blankbook, loose-leaf binder & device mfg .....	174	1 028	4 538	5	1	—	1	1	2	—	—	—	—	—	—
323119	Other commercial printing .....	363	2 272	9 736	45	30	7	5	2	—	1	—	—	—	—	—
32312	Printing support activities .....	1 064	9 732	39 172	57	27	11	10	6	—	2	1	—	—	—	—
323121	Tradebinding & related work .....	372	2 155	8 775	17	4	2	6	4	—	1	—	—	—	—	—
323122	Prepress services .....	692	7 577	30 397	40	23	9	4	2	—	—	1	—	—	—	—
324	Petroleum & coal products mfg .....	243	2 771	13 363	22	5	11	3	2	1	—	—	—	—	—	—
3241	Petroleum & coal products mfg .....	243	2 771	13 363	22	5	11	3	2	1	—	—	—	—	—	—
32411	Petroleum refineries .....	(A)	(D)	(D)	2	1	1	—	—	—	—	—	—	—	—	—
324110	Petroleum refineries .....	(A)	(D)	(D)	2	1	1	—	—	—	—	—	—	—	—	—
32412	Asphalt paving, roofing & saturated mat mfg .....	(C)	(D)	(D)	18	4	9	2	2	1	—	—	—	—	—	—
324121	Asphalt paving mixture & block mfg .....	186	2 187	10 395	14	3	7	1	2	1	—	—	—	—	—	—
324122	Asphalt shingle & coating materials mfg ..	(B)	(D)	(D)	4	1	2	1	—	—	—	—	—	—	—	—
32419	Other petroleum & coal products mfg .....	(B)	(D)	(D)	2	—	1	1	—	—	—	—	—	—	—	—
324191	Petroleum lubricating oil & grease mfg ..	(A)	(D)	(D)	1	—	—	1	—	—	—	—	—	—	—	—
324199	All other petroleum & coal products mfg .....	(A)	(D)	(D)	1	—	1	—	—	—	—	—	—	—	—	—
325	Chemical mfg .....	6 568	55 865	220 520	178	61	35	31	29	9	7	4	1	1	—	—
3251	Basic chemical mfg .....	1 052	9 488	35 222	20	7	2	3	4	1	1	2	—	—	—	—
32512	Industrial gas mfg .....	(E)	(D)	(D)	6	—	1	1	2	1	1	—	—	—	—	—
325120	Industrial gas mfg .....	(E)	(D)	(D)	6	—	1	1	2	1	1	—	—	—	—	—
32513	Synthetic dye & pigment mfg .....	(B)	(D)	(D)	2	—	—	1	1	—	—	—	—	—	—	—
325131	Inorganic dye & pigment mfg .....	(B)	(D)	(D)	1	—	—	—	1	—	—	—	—	—	—	—
325132	Synthetic organic dye & pigment mfg .....	(A)	(D)	(D)	1	—	—	—	1	—	—	—	—	—	—	—
32518	Other basic inorganic chemical mfg .....	(E)	(D)	(D)	5	2	1	1	—	—	—	1	—	—	—	—
325188	All other basic inorganic chemical mfg ..	(E)	(D)	(D)	5	2	1	1	—	—	—	1	—	—	—	—
32519	Other basic organic chemical mfg .....	(E)	(D)	(D)	7	5	—	—	1	—	—	1	—	—	—	—
325191	Gum & wood chemical mfg .....	(A)	(D)	(D)	1	1	—	—	—	—	—	—	—	—	—	—
325199	All other basic organic chemical mfg .....	(E)	(D)	(D)	6	4	—	—	1	—	—	1	—	—	—	—

See footnotes at end of table.





**Table 2. The State—Employees, Payroll, and Establishments by Industry: 2000—Con.**

[Excludes most government employees, railroad employees, and self-employed persons. Size class 1 to 4 includes establishments with payroll, but no employees, during mid-March pay period. (D) denotes figures withheld to avoid disclosing data for individual companies; the data are included in broader industry totals. For explanation of terms, abbreviations, and data reliability/comparability, see introductory text]

NAICS code	Industry	Number of employees for week including March 12	Payroll (\$1,000)		Total number of establishments	Number of establishments by employment-size class											
			First quarter	Annual		1 to 4	5 to 9	10 to 19	20 to 49	50 to 99	100 to 249	250 to 499	500 to 999	1,000 or more			
<b>31-33</b>	<b>Manufacturing—Con.</b>																
332	Fabricated metal product mfg—Con.				14	6	2	6	—	—	—	—	—	—	—	—	—
3322	Cutlery & handtool mfg	(B)	(D)	(D)	14	6	2	6	—	—	—	—	—	—	—	—	—
33221	Cutlery & handtool mfg	(B)	(D)	(D)	14	6	2	6	—	—	—	—	—	—	—	—	—
332211	Cutlery & flatware (exc precious) mfg	(A)	(D)	(D)	1	—	1	—	—	—	—	—	—	—	—	—	—
332212	Hand & edge tool mfg	(B)	(D)	(D)	11	5	1	5	—	—	—	—	—	—	—	—	—
332213	Saw blade & handsaw mfg	(A)	(D)	(D)	2	1	—	1	—	—	—	—	—	—	—	—	—
3323	Architectural & structural metals mfg	8 407	52 659	234 354	214	52	39	44	43	13	17	4	2	—	—	—	—
33231	Plate work & fabricated structural prod mfg	2 355	12 437	59 628	57	11	10	12	12	9	2	—	1	—	—	—	—
332311	Prefab metal building & component mfg	749	3 258	14 143	8	1	3	1	1	1	—	—	1	—	—	—	—
332312	Fabricated structural metal mfg	1 346	7 418	37 491	38	7	5	9	9	6	2	—	—	—	—	—	—
332313	Plate work mfg	260	1 761	7 994	11	3	2	2	2	2	—	—	—	—	—	—	—
33232	Ornamental & architectural metal prod mfg	6 052	40 222	174 726	157	41	29	32	31	4	15	4	1	—	—	—	—
332321	Metal window & door mfg	2 487	17 028	69 676	29	7	5	2	3	2	2	—	1	—	—	—	—
332322	Sheet metal work mfg	2 495	16 551	76 665	79	16	15	18	20	2	7	1	—	—	—	—	—
332323	Ornamental & architectural metal work mfg	1 070	6 643	28 385	49	18	9	12	8	—	1	1	—	—	—	—	—
3324	Boiler, tank & shipping container mfg	441	3 716	15 531	17	3	5	2	5	1	1	—	—	—	—	—	—
33241	Power boiler & heat exchanger mfg	(B)	(D)	(D)	2	—	—	1	1	—	—	—	—	—	—	—	—
332410	Power boiler & heat exchanger mfg	(B)	(D)	(D)	2	—	—	1	1	—	—	—	—	—	—	—	—
33242	Metal tank (heavy gauge) mfg	(B)	(D)	(D)	7	1	3	1	2	—	—	—	—	—	—	—	—
332420	Metal tank (heavy gauge) mfg	(B)	(D)	(D)	7	1	3	1	2	—	—	—	—	—	—	—	—
33243	Light gauge metal container mfg	297	2 401	10 096	8	2	2	—	2	1	1	—	—	—	—	—	—
332431	Metal can mfg	(B)	(D)	(D)	1	—	—	—	—	—	1	—	—	—	—	—	—
332439	Other metal container mfg	(C)	(D)	(D)	7	2	2	—	2	—	1	—	—	—	—	—	—
3325	Hardware mfg	808	5 963	20 832	14	5	2	5	1	—	—	—	—	—	—	1	—
33251	Hardware mfg	808	5 963	20 832	14	5	2	5	1	—	—	—	—	—	—	1	—
332510	Hardware mfg	808	5 963	20 832	14	5	2	5	1	—	—	—	—	—	—	1	—
3326	Spring & wire product mfg	(E)	(D)	(D)	18	8	4	2	1	2	1	—	—	—	—	—	—
33261	Spring & wire product mfg	(E)	(D)	(D)	18	8	4	2	1	2	1	—	—	—	—	—	—
332611	Spring (heavy gauge) mfg	(B)	(D)	(D)	1	—	—	—	1	—	—	—	—	—	—	—	—
332612	Spring (light gauge) mfg	(B)	(D)	(D)	4	1	2	1	—	—	—	—	—	—	—	—	—
332618	Other fabricated wire product mfg	252	1 579	6 632	13	7	2	1	—	2	1	—	—	—	—	—	—
3327	Mach shops, turn prod, screw, nut, bolt mfg	5 349	46 967	194 011	360	154	71	61	51	15	7	1	—	—	—	—	—
33271	Machine shops	4 131	36 023	149 451	325	147	66	55	41	11	5	—	—	—	—	—	—
332710	Machine shops	4 131	36 023	149 451	325	147	66	55	41	11	5	—	—	—	—	—	—
33272	Turned product & screw, nut & bolt mfg	1 218	10 944	44 560	35	7	5	6	10	4	2	1	—	—	—	—	—
332721	Precision turned product mfg	972	8 169	33 500	28	5	4	6	8	3	1	1	—	—	—	—	—
332722	Bolt, nut, screw, rivet & washer mfg	246	2 775	11 060	7	2	1	—	2	1	—	—	—	—	—	—	—
3328	Coating, engrave, heat treating & oth activity	2 046	14 244	62 354	103	27	24	24	20	4	4	—	—	—	—	—	—
33281	Coating, engrave, heat treating & oth activity	2 046	14 244	62 354	103	27	24	24	20	4	4	—	—	—	—	—	—
332811	Metal heat treating	221	1 722	7 489	11	—	—	5	4	—	—	—	—	—	—	—	—
332812	Metal coating, engraving & allied services	1 186	8 550	37 440	40	8	8	10	8	2	4	—	—	—	—	—	—
332813	Electroplating, polish, anodize, coloring	639	3 972	17 425	52	19	14	9	8	2	—	—	—	—	—	—	—
3329	Other fabricated metal product mfg	3 866	41 326	170 806	96	43	14	13	12	8	5	—	—	—	—	—	—
33291	Metal valve mfg	2 458	31 215	125 414	22	8	2	2	4	3	2	—	—	—	—	—	—
332911	Industrial valve mfg	(B)	(D)	(D)	3	1	—	—	2	—	—	—	—	—	—	—	—
332912	Fluid power valve & hose fitting mfg	2 227	29 012	115 970	12	4	2	—	1	2	2	—	—	—	—	—	—
332913	Plumbing fixture fitting & trim mfg	(C)	(D)	(D)	3	—	—	—	1	1	—	—	—	—	—	—	—
332919	Other metal valve & pipe fitting mfg	(B)	(D)	(D)	4	2	—	—	—	—	—	—	—	—	—	—	—
33299	All other fabricated metal product mfg	1 408	10 111	45 392	74	35	12	11	8	5	3	—	—	—	—	—	—
332992	Small arms ammunition mfg	(A)	(D)	(D)	3	2	—	1	—	—	—	—	—	—	—	—	—
332993	Ammunition (exc small arms) mfg	(B)	(D)	(D)	1	—	—	—	—	1	—	—	—	—	—	—	—
332994	Small arms mfg	(E)	(D)	(D)	8	3	2	1	1	—	1	—	—	—	—	—	—
332995	Other ordnance & accessories mfg	(A)	(D)	(D)	1	—	1	—	—	—	—	—	—	—	—	—	—
332996	Fabricated pipe & pipe fitting mfg	120	987	4 682	8	3	2	1	1	1	—	—	—	—	—	—	—
332997	Industrial pattern mfg	18	133	795	6	4	2	—	—	—	—	—	—	—	—	—	—
332998	Enameled iron & metal sanitary ware mfg	(A)	(D)	(D)	2	1	1	—	—	—	—	—	—	—	—	—	—
332999	All other misc fabricated metal product mfg	880	6 688	28 078	45	22	4	8	6	3	2	—	—	—	—	—	—
333	Machinery mfg	9 056	86 512	384 583	301	106	50	57	50	18	14	3	3	—	—	—	—
3331	Ag, construction & mining machinery mfg	1 681	13 873	61 602	26	12	2	3	4	1	2	1	1	—	—	—	—
33311	Agricultural implement mfg	1 170	7 605	33 204	9	4	—	1	2	—	1	1	1	—	—	—	—
333111	Farm machinery & equipment mfg	(E)	(D)	(D)	7	3	—	1	2	—	—	—	—	—	—	—	—
333112	Lawn & garden equipment mfg	(E)	(D)	(D)	2	1	—	—	—	—	—	—	—	—	—	—	—
33312	Construction machinery mfg	(E)	(D)	(D)	4	1	1	—	1	—	1	—	—	—	—	—	—
333120	Construction machinery mfg	(E)	(D)	(D)	4	1	1	—	1	—	1	—	—	—	—	—	—
33313	Mining & oil & gas field machinery mfg	(C)	(D)	(D)	13	7	1	2	1	1	1	—	—	—	—	—	—
333131	Mining machinery & equipment mfg	(C)	(D)	(D)	9	5	—	1	1	1	1	—	—	—	—	—	—
333132	Oil & gas field machinery & equipment mfg	(B)	(D)	(D)	4	2	1	1	—	—	—	—	—	—	—	—	—
3332	Industrial machinery mfg	2 179	27 130	128 500	56	20	8	8	14	3	2	—	1	—	—	—	—
33321	Sawmill & woodworking machinery mfg	(C)	(D)	(D)	6	2	1	—	3	—	—	—	—	—	—	—	—
333210	Sawmill & woodworking machinery mfg	(C)	(D)	(D)	6	2	1	—	3	—	—	—	—	—	—	—	—
33322	Plastics & rubber industry machinery mfg	(E)	(D)	(D)	6	3	2	—	—	—	1	—	—	—	—	—	—
333220	Plastics & rubber industry machinery mfg	(E)	(D)	(D)	6	3	2	—	—	—	1	—	—	—	—	—	—
33329	Other industrial machinery mfg	1 804	22 120	104 061	44	15	5	8	11	3	1	—	—	—	—	—	—
333291	Paper industry machinery mfg	(B)	(D)	(D)	2	1	—	—	1	—	—	—	—	—	—	—	—
333292	Textile machinery mfg	(A)	(D)	(D)	2	2	—	—	—	—	—	—	—	—	—	—	—
333293	Printing machinery & equipment mfg	(C)	(D)	(D)	5	3	—	—	1	1	—	—	—	—	—	—	—
333294	Food product machinery mfg	(A)	(D)	(D)	2	1	1	—	—	—	—	—	—	—	—	—	—
333295	Semiconductor machinery mfg	1 359	18 873	88 486	16	3	1	3	6	1	1	—					

**Table 2. The State—Employees, Payroll, and Establishments by Industry: 2000—Con.**

[Excludes most government employees, railroad employees, and self-employed persons. Size class 1 to 4 includes establishments with payroll, but no employees, during mid-March pay period. (D) denotes figures withheld to avoid disclosing data for individual companies; the data are included in broader industry totals. For explanation of terms, abbreviations, and data reliability/comparability, see introductory text]

NAICS code	Industry	Number of employees for week including March 12	Payroll (\$1,000)		Total number of establishments	Number of establishments by employment-size class										
			First quarter	Annual		1 to 4	5 to 9	10 to 19	20 to 49	50 to 99	100 to 249	250 to 499	500 to 999	1,000 or more		
<b>31-33</b>	<b>Manufacturing—Con.</b>															
333	Machinery mfg—Con.															
3333	Commercial & service industry machinery mfg	1 339	12 976	55 087	58	23	5	14	5	7	4	—	—	—	—	—
33331	Commercial & service industry machinery mfg	1 339	12 976	55 087	58	23	5	14	5	7	4	—	—	—	—	—
333311	Automatic vending machine mfg	(B)	(D)	(D)	5	1	—	4	—	—	—	—	—	—	—	—
333312	Commercial laundry, dryclean & press mach mfg	(A)	(D)	(D)	1	1	—	—	—	—	—	—	—	—	—	—
333313	Office machinery mfg	92	784	2 413	4	1	—	2	—	1	—	—	—	—	—	—
333314	Optical instrument & lens mfg	316	5 936	25 776	13	4	3	2	1	2	1	—	—	—	—	—
333315	Photographic & photocopying equipment mfg	(C)	(D)	(D)	11	7	—	2	1	1	—	—	—	—	—	—
333319	Oth commercial, service industry machinery mfg	762	5 332	23 216	24	9	2	4	3	3	3	—	—	—	—	—
3334	HVAC & commercial refrigeration equipment mfg	1 603	10 638	44 263	21	5	5	2	1	3	2	2	1	—	—	—
33341	HVAC & commercial refrigeration equipment mfg	1 603	10 638	44 263	21	5	5	2	1	3	2	2	1	—	—	—
333411	Air purification equipment mfg	(A)	(D)	(D)	3	1	2	—	—	—	—	—	—	—	—	—
333412	Industrial & commercial fan & blower mfg	(A)	(D)	(D)	1	—	—	1	—	—	—	—	—	—	—	—
333414	Heating equipment (exc warm air furnaces) mfg	(A)	(D)	(D)	4	2	2	—	—	—	—	—	—	—	—	—
333415	AC, warm air htg & commercial refrig equip mfg	1 564	10 373	43 323	13	2	1	1	1	3	2	2	1	—	—	—
3335	Metalworking machinery mfg	1 538	14 658	64 534	97	30	23	20	18	4	2	—	—	—	—	—
33351	Metalworking machinery mfg	1 538	14 658	64 534	97	30	23	20	18	4	2	—	—	—	—	—
333511	Industrial mold mfg	448	4 796	20 030	24	6	7	2	7	1	1	—	—	—	—	—
333512	Machine tool (metal cutting types) mfg	(B)	(D)	(D)	4	2	—	1	1	—	—	—	—	—	—	—
333513	Machine tool (metal forming types) mfg	(B)	(D)	(D)	2	—	—	1	—	1	—	—	—	—	—	—
333514	Special die, tool, die set, jig & fixture mfg	582	5 629	24 066	41	14	6	11	8	2	—	—	—	—	—	—
333515	Cutting tool & machine tool accessory mfg	(C)	(D)	(D)	23	8	10	4	1	—	—	—	—	—	—	—
333518	Other metalworking machinery mfg	(C)	(D)	(D)	3	—	—	1	1	—	1	—	—	—	—	—
3336	Engine, turbine & power transmsn equip mfg	(C)	(D)	(D)	6	—	1	3	2	—	—	—	—	—	—	—
33361	Engine, turbine & power transmsn equip mfg	(C)	(D)	(D)	6	—	1	3	2	—	—	—	—	—	—	—
333611	Turbine & turbine generator set unit mfg	(C)	(D)	(D)	4	—	1	1	2	—	—	—	—	—	—	—
333612	Speed changer, ind high-speed drive & gear mfg	(A)	(D)	(D)	1	—	—	1	—	—	—	—	—	—	—	—
333618	Other engine equipment mfg	(A)	(D)	(D)	1	—	—	1	—	—	—	—	—	—	—	—
3339	Other general purpose machinery mfg	(F)	(D)	(D)	37	16	6	7	6	—	2	—	—	—	—	—
33391	Pump & compressor mfg	(B)	(D)	(D)	6	4	—	1	1	—	—	—	—	—	—	—
333911	Pump & pumping equipment mfg	(A)	(D)	(D)	1	1	—	—	—	—	—	—	—	—	—	—
333912	Air & gas compressor mfg	(B)	(D)	(D)	4	3	—	—	1	—	—	—	—	—	—	—
333913	Measuring & dispensing pump mfg	(A)	(D)	(D)	1	—	—	1	—	—	—	—	—	—	—	—
33392	Material handling equipment mfg	(B)	(D)	(D)	11	6	1	3	1	—	—	—	—	—	—	—
333921	Elevator & moving stairway mfg	(A)	(D)	(D)	2	2	—	—	—	—	—	—	—	—	—	—
333922	Conveyor & conveying equipment mfg	(B)	(D)	(D)	5	3	—	1	1	—	—	—	—	—	—	—
333923	Overhead crane, hoist & monorail system mfg	(A)	(D)	(D)	2	—	1	1	—	—	—	—	—	—	—	—
333924	Ind truck, tractor, trailer, stacker mach mfg	(A)	(D)	(D)	2	1	—	1	—	—	—	—	—	—	—	—
33399	All other general purpose machinery mfg	(E)	(D)	(D)	20	6	5	3	4	—	2	—	—	—	—	—
333991	Power-driven handtool mfg	(A)	(D)	(D)	2	1	—	1	—	—	—	—	—	—	—	—
333993	Packaging machinery mfg	(A)	(D)	(D)	1	—	1	—	—	—	—	—	—	—	—	—
333994	Industrial process furnace & oven mfg	(B)	(D)	(D)	2	—	—	1	1	—	—	—	—	—	—	—
333997	Scale & balance (except laboratory) mfg	(A)	(D)	(D)	1	—	1	—	—	—	—	—	—	—	—	—
333999	All other general purpose machinery mfg	(E)	(D)	(D)	14	5	3	1	3	—	2	—	—	—	—	—
334	Computer & electronic product mfg	53 116	796 135	3 170 404	363	114	46	43	53	45	30	9	6	17	—	—
3341	Computer & peripheral equipment mfg	1 544	24 315	81 973	52	23	8	4	9	6	1	—	1	—	—	—
33411	Computer & peripheral equipment mfg	1 544	24 315	81 973	52	23	8	4	9	6	1	—	1	—	—	—
334111	Electronic computer mfg	196	1 756	11 305	14	6	3	2	2	1	—	—	—	—	—	—
334112	Computer storage device mfg	(B)	(D)	(D)	3	1	—	—	2	—	—	—	—	—	—	—
334113	Computer terminal mfg	(B)	(D)	(D)	3	1	—	1	—	1	—	—	—	—	—	—
334119	Other computer peripheral equipment mfg	1 223	21 318	65 776	32	15	5	1	5	4	1	—	1	—	—	—
3342	Communications equipment mfg	(I)	(D)	(D)	44	12	4	7	6	7	4	3	—	1	—	—
33421	Telephone apparatus mfg	(G)	(D)	(D)	9	1	1	1	—	3	—	3	—	—	—	—
334210	Telephone apparatus mfg	(G)	(D)	(D)	9	1	1	1	—	3	—	3	—	—	—	—
33422	Radio, TV broadcast & wireless comm equip mfg	4 381	109 420	423 007	30	9	3	5	5	3	4	—	—	1	—	—
334220	Radio, TV broadcast & wireless comm equip mfg	4 381	109 420	423 007	30	9	3	5	5	3	4	—	—	1	—	—
33429	Other communications equipment mfg	(C)	(D)	(D)	5	2	—	1	1	1	—	—	—	—	—	—
334290	Other communications equipment mfg	(C)	(D)	(D)	5	2	—	1	1	1	—	—	—	—	—	—
3343	Audio & video equipment mfg	(F)	(D)	(D)	9	2	2	1	1	1	2	—	—	—	—	—
33431	Audio & video equipment mfg	(F)	(D)	(D)	9	2	2	1	1	1	2	—	—	—	—	—
334310	Audio & video equipment mfg	(F)	(D)	(D)	9	2	2	1	1	1	2	—	—	—	—	—
3344	Semiconductor & oth electronic component mfg	33 633	469 796	1 867 460	157	43	17	20	25	17	16	4	3	12	—	—
33441	Semiconductor & oth electronic component mfg	33 633	469 796	1 867 460	157	43	17	20	25	17	16	4	3	12	—	—
334411	Electron tube mfg	(B)	(D)	(D)	3	1	1	—	—	1	—	—	—	—	—	—
334412	Bare printed circuit board mfg	2 896	22 734	113 274	36	11	2	6	7	4	3	2	—	1	—	—
334413	Semiconductor & related device mfg	23 908	379 530	1 460 311	57	15	5	6	7	6	6	2	1	9	—	—
334414	Electronic capacitor mfg	(C)	(D)	(D)	4	1	—	—	1	1	—	—	—	—	—	—
334416	Electronic coil, transformer, oth inductor mfg	534	2 321	9 797	10	1	1	1	3	2	—	—	—	—	—	—

See footnotes at end of table.

**Table 2. The State—Employees, Payroll, and Establishments by Industry: 2000—Con.**

[Excludes most government employees, railroad employees, and self-employed persons. Size class 1 to 4 includes establishments with payroll, but no employees, during mid-March pay period. (D) denotes figures withheld to avoid disclosing data for individual companies; the data are included in broader industry totals. For explanation of terms, abbreviations, and data reliability/comparability, see introductory text]

NAICS code	Industry	Number of employees for week including March 12	Payroll (\$1,000)		Total number of establishments	Number of establishments by employment-size class										
			First quarter	Annual		1 to 4	5 to 9	10 to 19	20 to 49	50 to 99	100 to 249	250 to 499	500 to 999	1,000 or more		
<b>31-33</b>	<b>Manufacturing—Con.</b>															
334	Computer & electronic product mfg—Con.															
3344	Semiconductor & oth electronic component mfg—Con.															
33441	Semiconductor & oth electronic component mfg—Con.															
334417	Electronic connector mfg .....	(G)	(D)	(D)	4	1	—	—	1	—	1	—	—	—	—	1
334418	Printed circuit assembly (electronic assembly) mfg .....	4 168	42 847	187 128	12	4	1	—	2	1	1	—	—	2	1	—
334419	Other electronic component mfg .....	677	6 346	35 871	31	9	7	7	4	2	2	—	—	—	—	—
3345	Nav, measuring, medical, control instruments mfg .....	11 325	165 065	690 696	88	28	14	7	11	14	6	2	2	2	4	—
33451	Nav, measuring, medical, control instruments mfg .....	11 325	165 065	690 696	88	28	14	7	11	14	6	2	2	2	4	—
334510	Electromedical apparatus mfg .....	1 283	17 667	75 534	9	2	—	—	—	1	2	1	—	1	—	—
334511	Search, detection & navigation instrument mfg .....	(I)	(D)	(D)	19	6	3	1	1	2	1	1	1	1	3	—
334512	Automatic environmental control mfg .....	(B)	(D)	(D)	4	1	—	—	1	1	—	—	—	—	—	—
334513	Industrial process control mfg .....	1 742	24 532	94 255	18	5	5	1	2	4	—	—	—	—	—	1
334514	Total fluid meter & counting device mfg .....	(B)	(D)	(D)	2	—	—	—	1	—	—	—	—	—	—	—
334515	Electricity measuring, testing instrument mfg .....	486	4 992	34 353	15	5	2	1	4	2	1	—	—	—	—	—
334516	Analytical laboratory instrument mfg .....	(B)	(D)	(D)	7	5	—	1	1	—	—	—	—	—	—	—
334517	Irradiation apparatus mfg .....	(A)	(D)	(D)	1	1	—	—	—	—	—	—	—	—	—	—
334519	Other measuring & controlling device mfg .....	530	6 421	24 464	13	3	2	1	2	3	2	—	—	—	—	—
3346	Mfg & reproducing magnetic & optical media .....	297	3 425	15 070	13	6	1	4	1	—	1	—	—	—	—	—
33461	Mfg & reproducing magnetic & optical media .....	297	3 425	15 070	13	6	1	4	1	—	1	—	—	—	—	—
334612	Prerecorded CD, tape, record reproducing .....	51	313	1 495	8	5	1	2	—	—	—	—	—	—	—	—
334613	Magnetic and optical recording media mfg .....	246	3 112	13 575	5	1	—	2	1	—	1	—	—	—	—	—
335	Electrical equip, appliance & component mfg ..	4 035	34 629	148 241	90	30	16	19	11	7	4	2	—	—	—	1
3351	Electric lighting equipment mfg .....	717	6 191	27 958	18	6	2	5	2	1	1	—	—	—	—	—
33511	Electric lamp bulb & part mfg .....	(A)	(D)	(D)	1	1	—	—	—	—	—	—	—	—	—	—
335110	Electric lamp bulb & part mfg .....	(A)	(D)	(D)	1	1	—	—	—	—	—	—	—	—	—	—
33512	Lighting fixture mfg .....	(F)	(D)	(D)	17	5	2	5	2	1	1	—	—	—	—	—
335121	Residential electric lighting fixture mfg ..	(C)	(D)	(D)	8	3	1	2	1	—	1	—	—	—	—	—
335122	Commercial electric lighting fixture mfg ..	(C)	(D)	(D)	4	1	—	2	—	1	—	—	—	—	—	—
335129	Other lighting equipment mfg .....	(E)	(D)	(D)	5	1	1	1	1	—	—	1	—	—	—	—
3352	Household appliance mfg .....	(E)	(D)	(D)	7	1	4	—	—	1	—	1	—	—	—	—
33521	Small electrical appliance mfg .....	(A)	(D)	(D)	4	1	3	—	—	—	—	—	—	—	—	—
335211	Electric housewares & fan mfg .....	(A)	(D)	(D)	2	—	2	—	—	—	—	—	—	—	—	—
335212	Household vacuum cleaner mfg .....	(A)	(D)	(D)	2	1	1	—	—	—	—	—	—	—	—	—
33522	Major appliance mfg .....	(E)	(D)	(D)	3	—	1	—	—	1	—	1	—	—	—	—
335221	Household cooking appliance mfg .....	(A)	(D)	(D)	1	—	1	—	—	—	—	—	—	—	—	—
335222	Household refrigerator & freezer mfg .....	(E)	(D)	(D)	1	—	—	—	—	—	—	1	—	—	—	—
335228	Other major household appliance mfg ..	(B)	(D)	(D)	1	—	—	—	—	1	—	—	—	—	—	—
3353	Electrical equipment mfg .....	(E)	(D)	(D)	27	10	6	6	4	1	—	—	—	—	—	—
33531	Electrical equipment mfg .....	(E)	(D)	(D)	27	10	6	6	4	1	—	—	—	—	—	—
335311	Power, distribution, specialty transformer mfg .....	(A)	(D)	(D)	2	1	1	—	—	—	—	—	—	—	—	—
335312	Motor & generator mfg .....	(B)	(D)	(D)	5	1	1	2	1	—	—	—	—	—	—	—
335313	Switchgear & switchboard apparatus mfg .....	107	957	4 357	8	2	1	4	1	—	—	—	—	—	—	—
335314	Relay & industrial control mfg .....	(C)	(D)	(D)	12	6	3	—	2	1	—	—	—	—	—	—
3359	Other electrical equipment & component mfg .....	2 635	22 659	98 698	38	13	4	8	5	4	3	—	—	—	—	1
33592	Communication & energy wire & cable mfg .....	1 888	15 958	70 875	7	—	1	1	2	1	1	—	—	—	—	1
335929	Other communication & energy wire mfg .....	1 888	15 958	70 875	7	—	1	1	2	1	1	—	—	—	—	1
33593	Wiring device mfg .....	(B)	(D)	(D)	9	5	1	3	—	—	—	—	—	—	—	—
335931	Current-carrying wiring device mfg .....	(B)	(D)	(D)	7	4	—	3	—	—	—	—	—	—	—	—
335932	Noncurrent-carrying wiring device mfg ..	(A)	(D)	(D)	2	1	1	—	—	—	—	—	—	—	—	—
33599	All oth electrical equipment & component mfg .....	(F)	(D)	(D)	22	8	2	4	3	3	2	—	—	—	—	—
335991	Carbon & graphite product mfg .....	(A)	(D)	(D)	1	1	—	—	—	—	—	—	—	—	—	—
335999	All oth misc electrical equip & component mfg .....	(F)	(D)	(D)	21	7	2	4	3	3	2	—	—	—	—	—
336	Transportation equipment mfg .....	31 722	441 180	1 751 551	210	61	31	34	34	16	21	6	2	—	—	5
3361	Motor vehicle mfg .....	(A)	(D)	(D)	2	2	—	—	—	—	—	—	—	—	—	—
33611	Automobile & light duty motor vehicle mfg ..	(A)	(D)	(D)	2	2	—	—	—	—	—	—	—	—	—	—
336111	Automobile mfg .....	(A)	(D)	(D)	2	2	—	—	—	—	—	—	—	—	—	—
3362	Motor vehicle body & trailer mfg .....	1 116	7 703	32 899	37	12	6	7	8	1	2	1	—	—	—	—
33621	Motor vehicle body & trailer mfg .....	1 116	7 703	32 899	37	12	6	7	8	1	2	1	—	—	—	—
336211	Motor vehicle body mfg .....	797	6 055	23 773	13	2	2	3	3	—	2	1	—	—	—	—
336212	Truck trailer mfg .....	(B)	(D)	(D)	2	—	—	1	—	—	—	—	—	—	—	—
336213	Motor home mfg .....	(A)	(D)	(D)	1	—	—	1	—	—	—	—	—	—	—	—
336214	Travel trailer & camper mfg .....	(E)	(D)	(D)	21	10	3	3	4	1	—	—	—	—	—	—
3363	Motor vehicle parts mfg .....	4 539	35 161	136 790	76	29	12	8	12	7	5	1	1	—	—	1
33631	Motor vehicle gas engine & engine parts mfg .....	(E)	(D)	(D)	13	6	3	1	1	—	2	—	—	—	—	—
336311	Carburetor, piston, piston ring & valve mfg .....	(B)	(D)	(D)	3	1	1	—	1	—	—	—	—	—	—	—
336312	Gasoline engine & engine parts mfg .....	(E)	(D)	(D)	10	5	2	1	—	—	2	—	—	—	—	—
33632	MV electrical & electronic equipment mfg ..	177	1 332	5 538	8	4	—	1	2	1	—	—	—	—	—	—
336321	Vehicle lighting equipment mfg .....	(B)	(D)	(D)	1	—	—	—	1	—	—	—	—	—	—	—
336322	Other MV electrical & electronic equip mfg .....	(C)	(D)	(D)	7	4	—	1	1	1	—	—	—	—	—	—

See footnotes at end of table.

**Table 2. The State—Employees, Payroll, and Establishments by Industry: 2000—Con.**

[Excludes most government employees, railroad employees, and self-employed persons. Size class 1 to 4 includes establishments with payroll, but no employees, during mid-March pay period. (D) denotes figures withheld to avoid disclosing data for individual companies; the data are included in broader industry totals. For explanation of terms, abbreviations, and data reliability/comparability, see introductory text]

NAICS code	Industry	Number of employees for week including March 12	Payroll (\$1,000)		Total number of establishments	Number of establishments by employment-size class										
			First quarter	Annual		1 to 4	5 to 9	10 to 19	20 to 49	50 to 99	100 to 249	250 to 499	500 to 999	1,000 or more		
<b>31-33</b>	<b>Manufacturing—Con.</b>															
336	Transportation equipment mfg—Con.															
3363	Motor vehicle parts mfg—Con.															
33633	Motor vehicle steering & suspension parts mfg	(E)	(D)	(D)	4	2	1	—	—	—	—	—	1	—	—	—
336330	Motor vehicle steering & suspension parts mfg	(E)	(D)	(D)	4	2	1	—	—	—	—	—	1	—	—	—
33634	Motor vehicle brake system mfg	(B)	(D)	(D)	5	3	1	—	—	—	—	—	—	—	—	—
336340	Motor vehicle brake system mfg	(B)	(D)	(D)	5	3	1	—	—	—	—	—	—	—	—	—
33635	MV transmission & power train parts mfg	155	1 707	5 505	9	3	1	2	3	—	—	—	—	—	—	—
336350	MV transmission & power train parts mfg	155	1 707	5 505	9	3	1	2	3	—	—	—	—	—	—	—
33636	Motor vehicle seating & interior trim mfg	518	3 225	12 005	5	—	—	1	1	1	1	2	—	—	—	—
336360	Motor vehicle seating & interior trim mfg	518	3 225	12 005	5	—	—	1	1	1	2	—	—	—	—	—
33637	Motor vehicle metal stamping	(C)	(D)	(D)	5	2	—	—	—	—	3	—	—	—	—	—
336370	Motor vehicle metal stamping	(C)	(D)	(D)	5	2	—	—	—	—	3	—	—	—	—	—
33639	Other motor vehicle parts mfg	2 630	21 479	81 005	27	9	6	3	5	1	1	—	—	1	1	1
336399	All other motor vehicle parts mfg	2 630	21 479	81 005	27	9	6	3	5	1	1	—	—	1	1	1
3364	Aerospace product & parts mfg	24 787	389 605	1 543 844	66	8	7	16	10	6	11	3	1	4	4	4
33641	Aerospace product & parts mfg	24 787	389 605	1 543 844	66	8	7	16	10	6	11	3	1	4	4	4
336411	Aircraft mfg	6 776	79 837	328 708	6	—	—	1	1	—	1	1	—	2	—	—
336412	Aircraft engine & engine parts mfg	5 941	120 329	456 993	20	2	2	3	3	4	4	1	—	1	—	—
336413	Other aircraft part & auxiliary equipment mfg	(G)	(D)	(D)	34	6	4	10	5	2	6	1	—	—	—	—
336414	Guided missile & space vehicle mfg	(J)	(D)	(D)	2	—	—	—	—	—	—	—	—	1	1	—
336415	Missile, space veh propulsion unit & parts mfg	(A)	(D)	(D)	1	—	1	—	—	—	—	—	—	—	—	—
336419	Other missile, space veh parts & aux equip mfg	(B)	(D)	(D)	3	—	—	2	1	—	—	—	—	—	—	—
3365	Railroad rolling stock mfg	(C)	(D)	(D)	1	—	—	—	—	—	—	1	—	—	—	—
33651	Railroad rolling stock mfg	(C)	(D)	(D)	1	—	—	—	—	—	—	1	—	—	—	—
336510	Railroad rolling stock mfg	(C)	(D)	(D)	1	—	—	—	—	—	—	1	—	—	—	—
3366	Ship & boat building	731	4 696	21 000	16	7	2	2	2	2	—	1	—	—	—	—
33661	Ship & boat building	731	4 696	21 000	16	7	2	2	2	2	—	1	—	—	—	—
336611	Ship building & repairing	(A)	(D)	(D)	1	—	1	—	—	—	—	—	—	—	—	—
336612	Boat building	(F)	(D)	(D)	15	7	1	2	2	2	—	1	—	—	—	—
3369	Other transportation equipment mfg	(E)	(D)	(D)	12	3	4	1	2	—	2	—	—	—	—	—
33699	Other transportation equipment mfg	(E)	(D)	(D)	12	3	4	1	2	—	2	—	—	—	—	—
336991	Motorcycle, bicycle & parts mfg	(C)	(D)	(D)	5	—	2	1	1	—	1	—	—	—	—	—
336999	All other transportation equipment mfg	(C)	(D)	(D)	7	3	2	—	1	—	1	—	—	—	—	—
337	Furniture & related product mfg	8 927	49 398	210 152	358	150	68	57	46	21	10	4	2	—	—	—
3371	HH & institutional furniture & kitchen cabinet mfg	6 676	35 080	146 775	277	125	52	43	32	13	7	3	2	—	—	—
33711	Wood kitchen cabinet & countertop mfg	2 253	14 190	61 150	136	56	31	23	17	5	2	—	—	—	—	—
337110	Wood kitchen cabinet & countertop mfg	2 253	14 190	61 150	136	56	31	23	17	5	2	—	—	—	—	—
33712	Household & institutional furniture mfg	4 423	20 890	85 625	141	69	21	20	15	8	5	1	2	—	—	—
337121	Upholstered household furniture mfg	414	1 833	5 882	25	11	2	6	4	2	—	—	—	—	—	—
337122	Nonupholstered wood household furniture mfg	3 184	14 242	62 873	89	47	17	10	7	2	3	1	2	—	—	—
337124	Metal household furniture manufacturing	252	1 317	5 585	6	2	—	1	—	2	1	—	—	—	—	—
337125	Household furniture (exc wood & metal) mfg	(E)	(D)	(D)	5	2	—	—	2	—	1	—	—	—	—	—
337127	Institutional furniture mfg	235	1 816	7 047	12	5	2	2	1	2	—	—	—	—	—	—
337129	Wood TV, radio, sewing machine cabinet mfg	(B)	(D)	(D)	4	2	—	1	1	—	—	—	—	—	—	—
3372	Office furniture (including fixtures) mfg	1 528	8 850	41 329	58	17	11	13	11	3	2	1	—	—	—	—
33721	Office furniture (including fixtures) mfg	1 528	8 850	41 329	58	17	11	13	11	3	2	1	—	—	—	—
337211	Wood office furniture mfg	(E)	(D)	(D)	6	2	—	1	2	—	—	1	—	—	—	—
337212	Custom architectural woodwork & millwork mfg	513	3 712	15 359	23	4	6	5	7	—	1	—	—	—	—	—
337214	Office furniture (except wood) mfg	(B)	(D)	(D)	4	2	1	1	—	—	—	—	—	—	—	—
337215	Showcase, partition, shelving & locker mfg	(F)	(D)	(D)	25	9	4	6	2	3	1	—	—	—	—	—
3379	Other furniture related product mfg	723	5 468	22 048	23	8	5	1	3	5	1	—	—	—	—	—
33791	Mattress mfg	362	3 131	13 262	13	4	3	1	1	4	—	—	—	—	—	—
337910	Mattress mfg	362	3 131	13 262	13	4	3	1	1	4	—	—	—	—	—	—
33792	Blind & shade mfg	361	2 337	8 786	10	4	2	—	2	1	1	—	—	—	—	—
337920	Blind & shade mfg	361	2 337	8 786	10	4	2	—	2	1	1	—	—	—	—	—
339	Miscellaneous mfg	8 984	76 736	327 414	540	292	104	61	40	22	17	3	1	—	—	—
3391	Medical equipment & supplies mfg	3 193	30 319	132 845	214	125	43	17	13	5	10	1	—	—	—	—
33911	Medical equipment & supplies mfg	3 193	30 319	132 845	214	125	43	17	13	5	10	1	—	—	—	—
339111	Laboratory apparatus & furniture mfg	(A)	(D)	(D)	2	1	—	—	—	—	—	—	—	—	—	—
339112	Surgical & medical instrument mfg	772	9 076	38 934	19	8	3	1	3	1	2	1	—	—	—	—
339113	Surgical appliance & supplies mfg	(G)	(D)	(D)	31	10	4	5	3	1	8	—	—	—	—	—
339114	Dental equipment & supplies mfg	(B)	(D)	(D)	9	6	1	—	2	—	—	—	—	—	—	—
339115	Ophthalmic goods mfg	(B)	(D)	(D)	5	3	—	2	—	—	—	—	—	—	—	—
339116	Dental laboratories	(F)	(D)	(D)	148	97	35	8	5	3	—	—	—	—	—	—
3399	Other miscellaneous mfg	5 791	46 417	194 569	326	167	61	44	27	17	7	2	1	—	—	—
33991	Jewelry & silverware mfg	275	1 241	5 466	60	44	10	3	3	—	—	—	—	—	—	—
339911	Jewelry (exc costume) mfg	124	597	2 773	38	28	7	3	—	—	—	—	—	—	—	—
339912	Silverware & hollowware mfg	(B)	(D)	(D)	4	3	—	—	1	—	—	—	—	—	—	—
339913	Jewelers' material & lapidary work mfg	(B)	(D)	(D)	6	4	2	—	—	—	—	—	—	—	—	—
339914	Costume jewelry & novelty mfg	83	281	1 190	12	9	1	—	2	—	—	—	—	—	—	—
33992	Sporting & athletic goods mfg	1 917	18 137	76 405	42	23	6	5	3	1	1	2	1	—	—	—
339920	Sporting & athletic goods mfg	1 917	18 137	76 405	42	23	6	5	3	1	1	2	1	—	—	—
33993	Doll, toy & game mfg	173	954	3 528	19	12	3	1	2	1	—	—	—	—	—	—
339931	Doll & stuffed toy mfg	(A)	(D)	(D)	3	3	—	—	—	—	—	—	—	—	—	—
339932	Game, toy & children's vehicle mfg	(C)	(D)	(D)	16	9	3	1	2	1	—	—	—	—	—	—
33994	Office supplies (exc paper) mfg	165	886	3 963	15	6	5	2	1	1	—	—	—	—	—	—
339941	Pen & mechanical pencil mfg	(A)	(D)	(D)	2	—	1	1	—	—	—	—	—	—	—	—
339942	Lead pencil & art good mfg	(A)	(D)	(D)	2	2	—	—	—	—	—	—	—	—	—	—
339943	Marking device mfg	69	298	1 402	9	4	3	1	1	—	—	—	—	—	—	—
339944	Carbon paper & inked ribbon mfg	(B)	(D)	(D)	2	—	1	—	—	1	—	—	—	—	—	—

See footnotes at end of table.





**Table 2. The State—Employees, Payroll, and Establishments by Industry: 2000—Con.**

[Excludes most government employees, railroad employees, and self-employed persons. Size class 1 to 4 includes establishments with payroll, but no employees, during mid-March pay period. (D) denotes figures withheld to avoid disclosing data for individual companies; the data are included in broader industry totals. For explanation of terms, abbreviations, and data reliability/comparability, see introductory text]

NAICS code	Industry	Number of employees for week including March 12	Payroll (\$1,000)		Total number of establishments	Number of establishments by employment-size class											
			First quarter	Annual		1 to 4	5 to 9	10 to 19	20 to 49	50 to 99	100 to 249	250 to 499	500 to 999	1,000 or more			
<b>42</b>	<b>Wholesale trade—Con.</b>																
421	Wholesale trade, durable goods—Con.																
4217	Hardware, plumb & heating equip & sup whsle—Con.																
42173	Warm air heating & AC equip & supplies whsle	1 162	13 597	49 830	91	26	29	24	6	4	2	—	—	—	—	—	
421730	Warm air heating & AC equip & supplies whsle	1 162	13 597	49 830	91	26	29	24	6	4	2	—	—	—	—	—	
42174	Refrigeration equipment & supplies whsle	204	1 712	7 310	45	30	13	1	—	—	—	—	—	—	—	—	
421740	Refrigeration equipment & supplies whsle	204	1 712	7 310	45	30	13	1	—	—	—	—	—	—	—	—	
4218	Machinery, equipment & supplies whsle	10 870	108 629	457 186	969	507	198	140	90	24	6	3	1	—	—	—	
42181	Const & mining (exc petroleum) equip whsle	2 174	23 294	99 227	111	47	16	23	17	6	1	—	1	—	—	—	
421810	Const & mining (exc petroleum) equip whsle	2 174	23 294	99 227	111	47	16	23	17	6	1	—	1	—	—	—	
42182	Farm & garden machinery & equipment whsle	902	7 584	31 623	85	36	16	18	14	1	—	—	—	—	—	—	
421820	Farm & garden machinery & equipment whsle	902	7 584	31 623	85	36	16	18	14	1	—	—	—	—	—	—	
42183	Industrial machinery & equipment whsle	4 343	44 110	190 491	408	223	81	62	28	9	3	2	—	—	—	—	
421830	Industrial machinery & equipment whsle	4 343	44 110	190 491	408	223	81	62	28	9	3	2	—	—	—	—	
42184	Industrial supplies whsle	1 371	11 777	51 503	188	101	51	17	17	2	—	—	—	—	—	—	
421840	Industrial supplies whsle	1 371	11 777	51 503	188	101	51	17	17	2	—	—	—	—	—	—	
42185	Service establishment equip & supplies whsle	1 242	12 528	46 798	106	55	25	12	8	4	2	—	—	—	—	—	
421850	Service establishment equip & supplies whsle	1 242	12 528	46 798	106	55	25	12	8	4	2	—	—	—	—	—	
42186	Transportation equip, supplies (exc MV) whsle	838	9 336	37 544	71	45	9	8	6	2	—	1	—	—	—	—	
421860	Transportation equip, supplies (exc MV) whsle	838	9 336	37 544	71	45	9	8	6	2	—	1	—	—	—	—	
4219	Miscellaneous durable goods whsle	3 333	23 797	103 220	522	325	104	56	32	3	2	—	—	—	—	—	
42191	Sporting & recreational goods & supply whsle	717	6 154	27 040	103	62	17	16	6	2	—	—	—	—	—	—	
421910	Sporting & recreational goods & supply whsle	717	6 154	27 040	103	62	17	16	6	2	—	—	—	—	—	—	
42192	Toy & hobby goods & supplies whsle	259	2 483	10 172	42	28	7	5	2	—	—	—	—	—	—	—	
421920	Toy & hobby goods & supplies whsle	259	2 483	10 172	42	28	7	5	2	—	—	—	—	—	—	—	
42193	Recyclable material whsle	1 003	6 281	26 584	92	39	21	17	14	—	1	—	—	—	—	—	
421930	Recyclable material whsle	1 003	6 281	26 584	92	39	21	17	14	—	1	—	—	—	—	—	
42194	Jewelry, watch, precious stone & metal whsle	526	3 660	16 305	104	63	32	4	5	—	—	—	—	—	—	—	
421940	Jewelry, watch, precious stone & metal whsle	526	3 660	16 305	104	63	32	4	5	—	—	—	—	—	—	—	
42199	Other miscellaneous durable goods whsle	828	5 219	23 119	181	133	27	14	5	1	1	—	—	—	—	—	
421990	Other miscellaneous durable goods whsle	828	5 219	23 119	181	133	27	14	5	1	1	—	—	—	—	—	
422	Wholesale trade, nondurable goods	33 388	319 166	1 274 037	2 161	1 159	377	287	213	69	40	9	6	1	—	—	
4221	Paper & paper product whsle	2 228	21 272	82 300	213	127	46	15	15	5	5	—	—	—	—	—	
42211	Printing & writing paper whsle	245	2 601	9 144	20	9	—	1	—	1	—	—	—	—	—	—	
422110	Printing & writing paper whsle	245	2 601	9 144	20	9	—	1	—	1	—	—	—	—	—	—	
42212	Stationery & office supplies whsle	1 195	11 096	42 673	124	78	25	9	7	2	3	—	—	—	—	—	
422120	Stationery & office supplies whsle	1 195	11 096	42 673	124	78	25	9	7	2	3	—	—	—	—	—	
42213	Industrial & personal service paper whsle	788	7 575	30 483	69	40	12	6	7	3	1	—	—	—	—	—	
422130	Industrial & personal service paper whsle	788	7 575	30 483	69	40	12	6	7	3	1	—	—	—	—	—	
4222	Drugs & druggists' sundries whsle	3 277	57 754	223 422	152	75	20	25	18	10	2	1	1	—	—	—	
42221	Drugs & druggists' sundries whsle	3 277	57 754	223 422	152	75	20	25	18	10	2	1	1	—	—	—	
422210	Drugs & druggists' sundries whsle	3 277	57 754	223 422	152	75	20	25	18	10	2	1	1	—	—	—	
4223	Apparel, piece goods & notions whsle	1 451	9 328	40 090	168	106	30	16	12	2	1	1	—	—	—	—	
42231	Piece goods, notions & other dry goods whsle	(E)	(D)	(D)	55	34	14	4	3	—	—	—	—	—	—	—	
422310	Piece goods, notions & other dry goods whsle	(E)	(D)	(D)	55	34	14	4	3	—	—	—	—	—	—	—	
42232	Men's & boys' clothing & furnishings whsle	612	3 631	15 807	43	22	6	10	3	1	—	1	—	—	—	—	
422320	Men's & boys' clothing & furnishings whsle	612	3 631	15 807	43	22	6	10	3	1	—	1	—	—	—	—	
42233	Women's, children's, infants' clothing whsle	508	3 273	13 864	56	40	8	—	6	1	1	—	—	—	—	—	
422330	Women's, children's, infants' clothing whsle	508	3 273	13 864	56	40	8	—	6	1	1	—	—	—	—	—	
42234	Footwear whsle	(B)	(D)	(D)	14	10	2	2	—	—	—	—	—	—	—	—	
422340	Footwear whsle	(B)	(D)	(D)	14	10	2	2	—	—	—	—	—	—	—	—	
4224	Grocery & related product whsle	14 407	126 280	499 274	691	333	110	102	91	30	18	3	3	1	—	—	
42241	General line grocery whsle	3 828	37 517	148 689	75	34	9	14	6	4	5	—	2	1	—	—	
422410	General line grocery whsle	3 828	37 517	148 689	75	34	9	14	6	4	5	—	2	1	—	—	
42242	Packaged frozen food whsle	1 364	14 854	53 844	50	19	9	8	9	2	1	—	—	—	—	—	
422420	Packaged frozen food whsle	1 364	14 854	53 844	50	19	9	8	9	2	1	—	—	—	—	—	
42243	Dairy product (exc dried or canned) whsle	623	4 569	19 111	40	24	5	4	4	2	1	—	—	—	—	—	
422430	Dairy product (exc dried or canned) whsle	623	4 569	19 111	40	24	5	4	4	2	1	—	—	—	—	—	
42244	Poultry & poultry product whsle	107	752	3 245	13	7	4	—	2	—	—	—	—	—	—	—	
422440	Poultry & poultry product whsle	107	752	3 245	13	7	4	—	2	—	—	—	—	—	—	—	
42245	Confectionery whsle	576	5 075	15 572	28	17	3	2	3	1	2	—	—	—	—	—	
422450	Confectionery whsle	576	5 075	15 572	28	17	3	2	3	1	2	—	—	—	—	—	
42246	Fish & seafood whsle	120	1 016	5 167	14	11	1	—	1	1	—	—	—	—	—	—	
422460	Fish & seafood whsle	120	1 016	5 167	14	11	1	—	1	1	—	—	—	—	—	—	
42247	Meat & meat product whsle	758	4 928	24 872	41	15	8	8	6	2	2	—	—	—	—	—	
422470	Meat & meat product whsle	758	4 928	24 872	41	15	8	8	6	2	2	—	—	—	—	—	
42248	Fresh fruit & vegetable whsle	2 727	19 179	74 440	179	67	43	30	25	12	2	—	—	—	—	—	
422480	Fresh fruit & vegetable whsle	2 727	19 179	74 440	179	67	43	30	25	12	2	—	—	—	—	—	

See footnotes at end of table.

**Table 2. The State—Employees, Payroll, and Establishments by Industry: 2000—Con.**

[Excludes most government employees, railroad employees, and self-employed persons. Size class 1 to 4 includes establishments with payroll, but no employees, during mid-March pay period. (D) denotes figures withheld to avoid disclosing data for individual companies; the data are included in broader industry totals. For explanation of terms, abbreviations, and data reliability/comparability, see introductory text]

NAICS code	Industry	Number of employees for week including March 12	Payroll (\$1,000)		Total number of establishments	Number of establishments by employment-size class											
			First quarter	Annual		1 to 4	5 to 9	10 to 19	20 to 49	50 to 99	100 to 249	250 to 499	500 to 999	1,000 or more			
<b>42</b>	<b>Wholesale trade—Con.</b>																
422	Wholesale trade, nondurable goods—Con.																
4224	Grocery & related product whsle—Con.																
42249	Other grocery & related products whsle . . .	4 304	38 390	154 334	251	139	28	36	35	6	4	2	1	—	—	—	—
422490	Other grocery & related products whsle . . .	4 304	38 390	154 334	251	139	28	36	35	6	4	2	1	—	—	—	—
4225	Farm product raw material whsle . . . . .	392	2 743	9 813	50	36	5	5	3	—	1	—	—	—	—	—	—
42251	Grain & field bean whsle . . . . .	261	1 197	4 881	18	12	2	1	2	—	1	—	—	—	—	—	—
422510	Grain & field bean whsle . . . . .	261	1 197	4 881	18	12	2	1	2	—	1	—	—	—	—	—	—
42252	Livestock whsle . . . . .	42	190	1 077	16	14	1	1	—	—	—	—	—	—	—	—	—
422520	Livestock whsle . . . . .	42	190	1 077	16	14	1	1	—	—	—	—	—	—	—	—	—
42259	Other farm product raw material whsle . . . .	89	1 356	3 855	16	10	2	3	1	—	—	—	—	—	—	—	—
422590	Other farm product raw material whsle . . . .	89	1 356	3 855	16	10	2	3	1	—	—	—	—	—	—	—	—
4226	Chemical & allied products whsle . . . . .	1 779	19 225	80 521	208	107	40	38	19	4	—	—	—	—	—	—	—
42261	Plastics materials & basic forms, shapes whsle . . . . .	431	4 113	19 889	45	19	8	11	7	—	—	—	—	—	—	—	—
422610	Plastics materials & basic forms, shapes whsle . . . . .	431	4 113	19 889	45	19	8	11	7	—	—	—	—	—	—	—	—
42269	Other chemical & allied products whsle . . . .	1 348	15 112	60 632	163	88	32	27	12	4	—	—	—	—	—	—	—
422690	Other chemical & allied products whsle . . . .	1 348	15 112	60 632	163	88	32	27	12	4	—	—	—	—	—	—	—
4227	Petroleum & petroleum products whsle . . . . .	1 479	66 349	262 466	102	46	20	17	12	4	3	—	—	—	—	—	—
42271	Petroleum bulk stations & terminals . . . . .	1 364	14 454	61 900	77	30	13	15	12	4	3	—	—	—	—	—	—
422710	Petroleum bulk stations & terminals . . . . .	1 364	14 454	61 900	77	30	13	15	12	4	3	—	—	—	—	—	—
42272	Petroleum prod whsle (exc bulk sta, terminals) . . . . .	115	1 163	4 449	25	16	7	2	—	—	—	—	—	—	—	—	—
422720	Petroleum prod whsle (exc bulk sta, terminals) . . . . .	115	1 163	4 449	25	16	7	2	—	—	—	—	—	—	—	—	—
4228	Beer, wine, distilled alcoholic beverage whsle . . . . .	3 227	30 418	121 922	51	15	7	5	11	3	6	3	1	—	—	—	—
42281	Beer & ale whsle . . . . .	1 999	17 257	72 299	29	4	—	5	11	3	4	2	—	—	—	—	—
422810	Beer & ale whsle . . . . .	1 999	17 257	72 299	29	4	—	5	11	3	4	2	—	—	—	—	—
42282	Wine & distilled alcoholic beverage whsle . . .	1 228	13 161	49 623	22	11	7	—	—	—	2	1	1	—	—	—	—
422820	Wine & distilled alcoholic beverage whsle . . .	1 228	13 161	49 623	22	11	7	—	—	—	2	1	1	—	—	—	—
4229	Miscellaneous nondurable goods whsle . . . . .	5 148	36 529	150 346	526	314	99	64	32	11	4	1	1	—	—	—	—
42291	Farm supplies whsle . . . . .	1 095	9 440	34 965	94	47	22	13	9	2	—	1	—	—	—	—	—
422910	Farm supplies whsle . . . . .	1 095	9 440	34 965	94	47	22	13	9	2	—	1	—	—	—	—	—
42292	Book, periodical & newspaper whsle . . . . .	881	6 939	28 024	76	41	16	10	4	4	1	—	—	—	—	—	—
422920	Book, periodical & newspaper whsle . . . . .	881	6 939	28 024	76	41	16	10	4	4	1	—	—	—	—	—	—
42293	Flower, nursery stock, florists' supplies whsle . . . . .	962	5 283	22 750	72	37	14	11	6	3	1	—	—	—	—	—	—
422930	Flower, nursery stock, florists' supplies whsle . . . . .	962	5 283	22 750	72	37	14	11	6	3	1	—	—	—	—	—	—
42294	Tobacco & tobacco product whsle . . . . .	(F)	(D)	(D)	9	4	—	3	—	1	—	—	1	—	—	—	—
422940	Tobacco & tobacco product whsle . . . . .	(F)	(D)	(D)	9	4	—	3	—	1	—	—	1	—	—	—	—
42295	Paint, varnish & supplies whsle . . . . .	(E)	(D)	(D)	38	14	11	11	2	—	—	—	—	—	—	—	—
422950	Paint, varnish & supplies whsle . . . . .	(E)	(D)	(D)	38	14	11	11	2	—	—	—	—	—	—	—	—
42299	Other miscellaneous nondurable goods whsle . . . . .	1 252	7 474	34 276	237	171	36	16	11	1	2	—	—	—	—	—	—
422990	Other miscellaneous nondurable goods whsle . . . . .	1 252	7 474	34 276	237	171	36	16	11	1	2	—	—	—	—	—	—
<b>44-45</b>	<b>Retail trade . . . . .</b>	<b>255 001</b>	<b>1 351 247</b>	<b>5 693 725</b>	<b>16 911</b>	<b>7 195</b>	<b>4 449</b>	<b>2 727</b>	<b>1 485</b>	<b>544</b>	<b>421</b>	<b>82</b>	<b>7</b>	<b>1</b>			
441	Motor vehicle & parts dealers . . . . .	39 889	345 878	1 466 256	1 910	666	469	379	229	77	70	17	3	—	—	—	—
4411	Automobile dealers . . . . .	25 232	253 702	1 087 118	635	257	87	68	81	63	61	15	3	—	—	—	—
44111	New car dealers . . . . .	22 765	233 949	1 005 850	295	52	22	24	59	60	61	14	3	—	—	—	—
441110	New car dealers . . . . .	22 765	233 949	1 005 850	295	52	22	24	59	60	61	14	3	—	—	—	—
44112	Used car dealers . . . . .	2 467	19 753	81 268	340	205	65	44	22	3	—	1	—	—	—	—	—
441120	Used car dealers . . . . .	2 467	19 753	81 268	340	205	65	44	22	3	—	1	—	—	—	—	—
4412	Other motor vehicle dealers . . . . .	4 150	33 938	124 337	282	126	62	56	25	4	7	2	—	—	—	—	—
44121	Recreational vehicle dealers . . . . .	2 374	22 365	70 545	96	34	20	22	10	2	7	1	—	—	—	—	—
441210	Recreational vehicle dealers . . . . .	2 374	22 365	70 545	96	34	20	22	10	2	7	1	—	—	—	—	—
44122	Motorcycle & boat & other MV dealers . . . . .	1 776	11 573	53 792	186	92	42	34	15	2	—	1	—	—	—	—	—
441221	Motorcycle dealers . . . . .	1 143	7 825	37 330	84	35	18	20	8	2	—	1	—	—	—	—	—
441222	Boat dealers . . . . .	347	1 992	8 206	52	23	18	9	2	—	—	—	—	—	—	—	—
441229	All other motor vehicle dealers . . . . .	286	1 756	8 256	50	34	6	5	5	—	—	—	—	—	—	—	—
4413	Automotive parts, accessories & tire stores . . . . .	10 507	58 238	254 801	993	283	320	255	123	10	2	—	—	—	—	—	—
44131	Automotive parts, accessories & tire stores . . . . .	7 660	41 511	178 288	698	200	220	178	90	8	2	—	—	—	—	—	—
441310	Automotive parts, accessories & tire stores . . . . .	7 660	41 511	178 288	698	200	220	178	90	8	2	—	—	—	—	—	—
44132	Tire dealers . . . . .	2 847	16 727	76 513	295	83	100	77	33	2	—	—	—	—	—	—	—
441320	Tire dealers . . . . .	2 847	16 727	76 513	295	83	100	77	33	2	—	—	—	—	—	—	—
442	Furniture & home furnishing stores . . . . .	10 360	64 078	266 522	1 201	617	275	190	99	14	6	—	—	—	—	—	—
4421	Furniture stores . . . . .	5 143	34 032	140 381	542	272	115	100	42	8	5	—	—	—	—	—	—
44211	Furniture stores . . . . .	5 143	34 032	140 381	542	272	115	100	42	8	5	—	—	—	—	—	—
442110	Furniture stores . . . . .	5 143	34 032	140 381	542	272	115	100	42	8	5	—	—	—	—	—	—
4422	Home furnishings stores . . . . .	5 217	30 046	126 141	659	345	160	90	57	6	1	—	—	—	—	—	—
44221	Floor covering stores . . . . .	2 527	18 369	79 190	284	149	58	42	30	4	1	—	—	—	—	—	—
442210	Floor covering stores . . . . .	2 527	18 369	79 190	284	149	58	42	30	4	1	—	—	—	—	—	—
44229	Other home furnishings stores . . . . .	2 690	11 677	46 951	375	196	102	48	27	2	—	—	—	—	—	—	—
442291	Window treatment stores . . . . .	266	1 713	5 740	69	56	9	2	—	—	—	—	—	—	—	—	—
442299	All other home furnishings stores . . . . .	2 424	9 964	41 211	306	140	93	46	25	2	—	—	—	—	—	—	—
443	Electronics & appliance stores . . . . .	7 635	47 155	197 063	754	394	210	78	37	22	11	2	—	—	—	—	—
4431	Electronics & appliance stores . . . . .	7 635	47 155	197 063	754	394	210	78	37	22	11	2	—	—	—	—	—
44311	Appliance, TV & all other electronics stores . . . . .	4 815	26 930	116 351	457	230	136	46	20	15	10	—	—	—	—	—	—
443111	Household appliance stores . . . . .</																



**Table 2. The State—Employees, Payroll, and Establishments by Industry: 2000—Con.**

[Excludes most government employees, railroad employees, and self-employed persons. Size class 1 to 4 includes establishments with payroll, but no employees, during mid-March pay period. (D) denotes figures withheld to avoid disclosing data for individual companies; the data are included in broader industry totals. For explanation of terms, abbreviations, and data reliability/comparability, see introductory text]

NAICS code	Industry	Number of employees for week including March 12	Payroll (\$1,000)		Total number of establishments	Number of establishments by employment-size class											
			First quarter	Annual		1 to 4	5 to 9	10 to 19	20 to 49	50 to 99	100 to 249	250 to 499	500 to 999	1,000 or more			
<b>44-45</b>	<b>Retail trade—Con.</b>																
451	Sporting goods, hobby, book & music stores—Con.																
4512	Book, periodical & music stores .....	3 814	12 213	49 143	339	137	76	77	39	8	2	—	—	—	—	—	—
45121	Book stores & news dealers .....	2 478	8 362	34 638	240	112	51	45	24	7	1	—	—	—	—	—	—
451211	Book stores .....	2 263	7 663	31 818	221	105	49	38	21	7	1	—	—	—	—	—	—
451212	News dealers & newsstands .....	215	699	2 820	19	7	2	7	3	—	—	—	—	—	—	—	—
45122	Prerecorded tape, CD & record stores .....	1 336	3 851	14 505	99	25	25	32	15	1	1	—	—	—	—	—	—
451220	Prerecorded tape, CD & record stores ..	1 336	3 851	14 505	99	25	25	32	15	1	1	—	—	—	—	—	—
452	General merchandise stores .....	40 782	164 047	707 382	495	162	45	39	46	42	106	53	2	—	—	—	—
4521	Department stores .....	32 597	126 618	530 799	174	1	—	—	—	36	92	43	2	—	—	—	—
45211	Department stores .....	32 597	126 618	530 799	174	1	—	—	—	36	92	43	2	—	—	—	—
452110	Department stores .....	32 597	126 618	530 799	174	1	—	—	—	36	92	43	2	—	—	—	—
4529	Other general merchandise stores .....	8 185	37 429	176 583	321	161	45	39	46	6	14	10	—	—	—	—	—
45291	Warehouse clubs & superstores .....	5 180	28 115	131 532	28	1	1	2	1	1	12	10	—	—	—	—	—
452910	Warehouse clubs & superstores .....	5 180	28 115	131 532	28	1	1	2	1	1	12	10	—	—	—	—	—
45299	All other general merchandise stores .....	3 005	9 314	45 051	293	160	44	37	45	5	2	—	—	—	—	—	—
452990	All other general merchandise stores ...	3 005	9 314	45 051	293	160	44	37	45	5	2	—	—	—	—	—	—
453	Miscellaneous store retailers .....	18 123	68 896	287 148	2 521	1 416	572	326	179	26	1	1	—	—	—	—	—
4531	Florists .....	2 102	6 758	26 337	266	151	60	39	11	3	1	1	—	—	—	—	—
45311	Florists .....	2 102	6 758	26 337	266	151	60	39	11	3	1	1	—	—	—	—	—
453110	Florists .....	2 102	6 758	26 337	266	151	60	39	11	3	1	1	—	—	—	—	—
4532	Office supplies, stationery & gift stores .....	6 149	20 841	87 132	772	388	203	92	81	8	—	—	—	—	—	—	—
45321	Office supplies & stationery stores .....	2 254	9 877	41 160	148	46	29	15	54	4	—	—	—	—	—	—	—
453210	Office supplies & stationery stores .....	2 254	9 877	41 160	148	46	29	15	54	4	—	—	—	—	—	—	—
45322	Gift, novelty & souvenir stores .....	3 895	10 964	45 972	624	342	174	77	27	4	—	—	—	—	—	—	—
453220	Gift, novelty & souvenir stores .....	3 895	10 964	45 972	624	342	174	77	27	4	—	—	—	—	—	—	—
4533	Used merchandise stores .....	3 349	10 508	44 922	319	145	54	71	40	9	—	—	—	—	—	—	—
45331	Used merchandise stores .....	3 349	10 508	44 922	319	145	54	71	40	9	—	—	—	—	—	—	—
453310	Used merchandise stores .....	3 349	10 508	44 922	319	145	54	71	40	9	—	—	—	—	—	—	—
4539	Other miscellaneous store retailers .....	6 523	30 789	128 757	1 164	732	255	124	47	6	—	—	—	—	—	—	—
45391	Pet & pet supplies stores .....	1 698	6 082	26 442	148	68	25	24	28	3	—	—	—	—	—	—	—
453910	Pet & pet supplies stores .....	1 698	6 082	26 442	148	68	25	24	28	3	—	—	—	—	—	—	—
45392	Art dealers .....	688	3 871	15 754	178	129	29	17	3	—	—	—	—	—	—	—	—
453920	Art dealers .....	688	3 871	15 754	178	129	29	17	3	—	—	—	—	—	—	—	—
45393	Manufactured (mobile) home dealers .....	1 124	8 439	33 895	200	121	51	21	6	1	—	—	—	—	—	—	—
453930	Manufactured (mobile) home dealers .....	1 124	8 439	33 895	200	121	51	21	6	1	—	—	—	—	—	—	—
45399	All other miscellaneous store retailers .....	3 013	12 397	52 666	638	414	150	62	10	2	—	—	—	—	—	—	—
453991	Tobacco stores .....	973	3 451	13 632	242	166	61	14	1	—	—	—	—	—	—	—	—
453998	All other misc store retailers (exc tobacco) .....	2 040	8 946	39 034	396	248	89	48	9	2	—	—	—	—	—	—	—
454	Nonstore retailers .....	8 522	62 052	282 211	742	456	137	83	44	9	8	3	1	1	—	—	—
4541	Electronic shopping & mail-order houses .....	5 326	41 473	197 218	243	137	51	23	13	8	6	3	1	1	—	—	—
45411	Electronic shopping & mail-order houses ..	5 326	41 473	197 218	243	137	51	23	13	8	6	3	1	1	—	—	—
454110	Electronic shopping & mail-order houses .....	5 326	41 473	197 218	243	137	51	23	13	8	6	3	1	1	—	—	—
4542	Vending machine operators .....	748	3 641	15 698	124	86	15	13	10	—	—	—	—	—	—	—	—
45421	Vending machine operators .....	748	3 641	15 698	124	86	15	13	10	—	—	—	—	—	—	—	—
454210	Vending machine operators .....	748	3 641	15 698	124	86	15	13	10	—	—	—	—	—	—	—	—
4543	Direct selling establishments .....	2 448	16 938	69 295	375	233	71	47	21	1	2	—	—	—	—	—	—
45431	Fuel dealers .....	752	5 001	19 090	91	38	29	17	7	—	—	—	—	—	—	—	—
454311	Heating oil dealers .....	(B)	(D)	(D)	4	1	2	1	—	—	—	—	—	—	—	—	—
454312	Liquified petroleum gas (bottled gas) dealers .....	687	4 633	17 461	77	30	24	16	7	—	—	—	—	—	—	—	—
454319	Other fuel dealers .....	(B)	(D)	(D)	10	7	3	—	—	—	—	—	—	—	—	—	—
45439	Other direct selling establishments .....	1 696	11 937	50 205	284	195	42	30	14	1	2	—	—	—	—	—	—
454390	Other direct selling establishments .....	1 696	11 937	50 205	284	195	42	30	14	1	2	—	—	—	—	—	—
<b>48-49</b>	<b>Transportation &amp; warehousing .....</b>	<b>70 337</b>	<b>550 015</b>	<b>2 359 445</b>	<b>2 583</b>	<b>1 467</b>	<b>415</b>	<b>301</b>	<b>235</b>	<b>89</b>	<b>49</b>	<b>15</b>	<b>8</b>	<b>4</b>			
481	Air transportation .....	17 341	180 934	765 126	90	35	8	15	11	10	4	2	3	2			
4811	Scheduled air transportation .....	16 770	176 101	744 586	52	17	4	7	5	9	3	2	3	2			
48111	Scheduled air transportation .....	16 770	176 101	744 586	52	17	4	7	5	9	3	2	3	2			
481111	Scheduled passenger air transportation ..	(J)	(D)	(D)	49	16	4	7	4	8	3	2	3	2			
481112	Scheduled freight air transportation ....	(C)	(D)	(D)	3	1	—	—	1	1	—	—	—	—			
4812	Nonscheduled air transportation .....	571	4 833	20 540	38	18	4	8	6	1	1	—	—	—			
48121	Nonscheduled air transportation .....	571	4 833	20 540	38	18	4	8	6	1	1	—	—	—			
481211	Nonscheduled chartered passenger air trans .....	451	4 161	16 807	21	11	—	3	5	1	1	—	—	—			
481212	Nonscheduled chartered freight air trans .....	(A)	(D)	(D)	3	2	—	1	—	—	—	—	—	—			
481219	Other nonscheduled air transportation ..	(C)	(D)	(D)	14	5	4	4	1	—	—	—	—	—			
483	Water transportation .....	(A)	(D)	(D)	3	2	1	—	—	—	—	—	—	—			
4831	Deep sea, coastal & Great Lakes water trans .....	(A)	(D)	(D)	3	2	1	—	—	—	—	—	—	—			
48311	Deep sea, coastal & Great Lakes water trans .....	(A)	(D)	(D)	3	2	1	—	—	—	—	—	—	—			
483111	Deep sea freight transportation .....	(A)	(D)	(D)	2	1	1	—	—	—	—	—	—	—			
483112	Deep sea passenger transportation ....	(A)	(D)	(D)	1	1	—	—	—	—	—	—	—	—			
484	Truck transportation .....	26 604	190 301	826 765	1 380	841	208	154	114	36	23	2	1	1			
4841	General freight trucking .....	19 835	147 621	637 808	710	455	100	67	47	21	16	2	1	1			
48411	General freight trucking, local .....	2 104	13 593	60 187	262	172	39	25	16	9	1	—	—	—			
484110	General freight trucking, local .....	2 104	13 593	60 187	262	172	39	25	16	9	1	—	—	—			
48412	General freight trucking, long-distance ..	17 731	134 028	577 621	448	283	61	42	31	12	15	2	1	1			
484121	General freight trucking, long-distance, TL .....	14 866	108 337	470 941	346	241	37	31	19	10	5	1	1	1			
484122	General freight trucking, long-distance, LTL .....	2 865	25 691	106 680	102	42	24	11	12	2							

**Table 2. The State—Employees, Payroll, and Establishments by Industry: 2000—Con.**

[Excludes most government employees, railroad employees, and self-employed persons. Size class 1 to 4 includes establishments with payroll, but no employees, during mid-March pay period. (D) denotes figures withheld to avoid disclosing data for individual companies; the data are included in broader industry totals. For explanation of terms, abbreviations, and data reliability/comparability, see introductory text]

NAICS code	Industry	Number of employees for week including March 12	Payroll (\$1,000)		Total number of establishments	Number of establishments by employment-size class											
			First quarter	Annual		1 to 4	5 to 9	10 to 19	20 to 49	50 to 99	100 to 249	250 to 499	500 to 999	1,000 or more			
<b>48-49</b>	<b>Transportation &amp; warehousing—Con.</b>																
484	Truck transportation—Con.																
4842	Specialized freight trucking .....	6 789	42 680	188 957	670	386	108	87	67	15	7	—	—	—	—	—	—
48421	Used household & office goods moving ...	2 084	12 408	55 347	141	67	21	23	20	8	2	—	—	—	—	—	—
484210	Used household & office goods moving .	2 084	12 408	55 347	141	67	21	23	20	8	2	—	—	—	—	—	—
48422	Specialized freight (exc used) trucking, local .....	2 767	15 537	71 574	383	245	68	40	25	2	3	—	—	—	—	—	—
484220	Specialized freight (exc used) trucking, local .....	2 767	15 537	71 574	383	245	68	40	25	2	3	—	—	—	—	—	—
48423	Specialized freight (exc used) trucking, LDist .....	1 918	14 735	62 036	146	74	19	24	22	5	2	—	—	—	—	—	—
484230	Specialized freight (exc used) trucking, LDist .....	1 918	14 735	62 036	146	74	19	24	22	5	2	—	—	—	—	—	—
485	Transit & ground passenger transportation ....	5 987	29 496	123 433	185	73	34	25	26	16	6	4	1	—	—	—	—
4851	Urban transit systems .....	2 287	15 304	64 515	27	5	7	3	4	3	3	1	1	—	—	—	—
48511	Urban transit systems .....	2 287	15 304	64 515	27	5	7	3	4	3	3	1	1	—	—	—	—
485111	Mixed mode transit systems .....	(C)	(D)	(D)	12	4	5	1	1	—	1	—	—	—	—	—	—
485113	Bus & other motor vehicle transit systems .....	(G)	(D)	(D)	13	1	2	2	2	3	2	—	1	—	—	—	—
485119	Other urban transit systems .....	(F)	(D)	(D)	2	—	—	—	1	—	—	—	1	—	—	—	—
4852	Interurban & rural bus transportation .....	682	3 260	13 290	8	2	1	—	1	1	2	1	—	—	—	—	—
48521	Interurban & rural bus transportation .....	682	3 260	13 290	8	2	1	—	1	1	2	1	—	—	—	—	—
485210	Interurban & rural bus transportation ...	682	3 260	13 290	8	2	1	—	1	1	2	1	—	—	—	—	—
4853	Taxi & limousine service .....	1 073	3 876	15 157	57	29	13	6	3	5	—	1	—	—	—	—	—
48531	Taxi service .....	(F)	(D)	(D)	21	9	5	4	1	1	—	—	—	—	—	—	—
485310	Taxi service .....	(F)	(D)	(D)	21	9	5	4	1	1	—	—	—	—	—	—	—
48532	Limousine service .....	(E)	(D)	(D)	36	20	8	2	2	4	—	—	—	—	—	—	—
485320	Limousine service .....	(E)	(D)	(D)	36	20	8	2	2	4	—	—	—	—	—	—	—
4854	School & employee bus transportation .....	266	1 024	4 586	12	3	1	3	3	2	—	—	—	—	—	—	—
48541	School & employee bus transportation .....	266	1 024	4 586	12	3	1	3	3	2	—	—	—	—	—	—	—
485410	School & employee bus transportation ..	266	1 024	4 586	12	3	1	3	3	2	—	—	—	—	—	—	—
4855	Charter bus industry .....	482	1 779	7 235	25	6	6	5	5	3	—	—	—	—	—	—	—
48551	Charter bus industry .....	482	1 779	7 235	25	6	6	5	5	3	—	—	—	—	—	—	—
485510	Charter bus industry .....	482	1 779	7 235	25	6	6	5	5	3	—	—	—	—	—	—	—
4859	Oth transit & ground passenger transportation .....	1 197	4 253	18 650	56	28	6	8	10	2	1	1	—	—	—	—	—
48599	Oth transit & ground passenger transportation .....	1 197	4 253	18 650	56	28	6	8	10	2	1	1	—	—	—	—	—
485991	Special needs transportation .....	(E)	(D)	(D)	30	14	4	5	5	1	1	—	—	—	—	—	—
485999	All other transit & ground passenger trans .....	(F)	(D)	(D)	26	14	2	3	5	1	—	1	—	—	—	—	—
486	Pipeline transportation .....	276	5 588	19 625	36	21	4	8	3	—	—	—	—	—	—	—	—
4862	Pipeline transportation of natural gas .....	(C)	(D)	(D)	26	15	4	5	2	—	—	—	—	—	—	—	—
48621	Pipeline transportation of natural gas .....	(C)	(D)	(D)	26	15	4	5	2	—	—	—	—	—	—	—	—
486210	Pipeline transportation of natural gas ...	(C)	(D)	(D)	26	15	4	5	2	—	—	—	—	—	—	—	—
4869	Other pipeline transportation .....	(B)	(D)	(D)	10	6	—	3	1	—	—	—	—	—	—	—	—
48691	Pipeline trans of refined petroleum products .....	(B)	(D)	(D)	5	3	—	2	—	—	—	—	—	—	—	—	—
486910	Pipeline trans of refined petroleum products .....	(B)	(D)	(D)	5	3	—	2	—	—	—	—	—	—	—	—	—
48699	All other pipeline transportation .....	(B)	(D)	(D)	5	3	—	1	1	—	—	—	—	—	—	—	—
486990	All other pipeline transportation .....	(B)	(D)	(D)	5	3	—	1	1	—	—	—	—	—	—	—	—
487	Scenic & sightseeing transportation .....	(F)	(D)	(D)	37	17	4	7	7	1	—	1	—	—	—	—	—
4871	Scenic & sightseeing transportation, land ...	419	1 860	7 579	13	5	1	2	4	—	—	1	—	—	—	—	—
48711	Scenic & sightseeing transportation, land ...	419	1 860	7 579	13	5	1	2	4	—	—	1	—	—	—	—	—
487110	Scenic & sightseeing transportation, land .....	419	1 860	7 579	13	5	1	2	4	—	—	1	—	—	—	—	—
4872	Scenic & sightseeing transportation, water ..	(B)	(D)	(D)	11	7	1	2	1	—	—	—	—	—	—	—	—
48721	Scenic & sightseeing transportation, water .....	(B)	(D)	(D)	11	7	1	2	1	—	—	—	—	—	—	—	—
487210	Scenic & sightseeing transportation, water .....	(B)	(D)	(D)	11	7	1	2	1	—	—	—	—	—	—	—	—
4879	Scenic & sightseeing transportation, other ..	190	951	4 399	13	5	2	3	2	1	—	—	—	—	—	—	—
48799	Scenic & sightseeing transportation, other ..	190	951	4 399	13	5	2	3	2	1	—	—	—	—	—	—	—
487990	Scenic & sightseeing transportation, other .....	190	951	4 399	13	5	2	3	2	1	—	—	—	—	—	—	—
488	Transportation support activities .....	7 483	62 061	258 622	518	291	114	47	42	13	5	3	3	—	—	—	—
4881	Air transportation support activities .....	3 444	33 860	140 364	105	48	21	10	15	4	3	2	2	—	—	—	—
48811	Airport operations .....	1 526	11 869	50 846	41	16	13	4	3	2	1	1	1	—	—	—	—
488111	Air traffic control .....	(B)	(D)	(D)	6	1	5	—	—	—	—	—	—	—	—	—	—
488119	Other airport operations .....	(G)	(D)	(D)	35	15	8	4	3	2	1	1	1	—	—	—	—
48819	Other air transportation support activities ..	1 918	21 991	89 518	64	32	8	6	12	2	2	1	1	—	—	—	—
488190	Other air transportation support activities .....	1 918	21 991	89 518	64	32	8	6	12	2	2	1	1	—	—	—	—
4882	Rail transportation support activities .....	137	810	3 406	6	3	—	1	1	1	—	—	—	—	—	—	—
48821	Rail transportation support activities .....	137	810	3 406	6	3	—	1	1	1	—	—	—	—	—	—	—
488210	Rail transportation support activities ....	137	810	3 406	6	3	—	1	1	1	—	—	—	—	—	—	—
4883	Water transportation support activities .....	(A)	(D)	(D)	1	1	—	—	—	—	—	—	—	—	—	—	—
48839	Other water transportation support activities .....	(A)	(D)	(D)	1	1	—	—	—	—	—	—	—	—	—	—	—
488390	Other water transportation support activities .....	(A)	(D)	(D)	1	1	—	—	—	—	—	—	—	—	—	—	—
4884	Road transportation support activities .....	1 418	6 427	27 019	154	86	36	17	10	3	1	1	—	—	—	—	—
48841	Motor vehicle towing .....	1 056	5 591	22 163	131	68	34	16	10	2	1	—	—	—	—	—	—
488410	Motor vehicle towing .....	1 056	5 591	22 163	131	68	34	16	10	2	1	—	—	—	—	—	—
48849	Other road transportation support activities .....	362	836	4 856	23	18	2	1	—	1	—	1	—	—	—	—	—
488490	Other road transportation support activities .....	362	836	4 856	23	18	2	1	—	1	—	1	—	—	—	—	—

See footnotes at end of table.

**Table 2. The State—Employees, Payroll, and Establishments by Industry: 2000—Con.**

[Excludes most government employees, railroad employees, and self-employed persons. Size class 1 to 4 includes establishments with payroll, but no employees, during mid-March pay period. (D) denotes figures withheld to avoid disclosing data for individual companies; the data are included in broader industry totals. For explanation of terms, abbreviations, and data reliability/comparability, see introductory text]

NAICS code	Industry	Number of employees for week including March 12	Payroll (\$1,000)		Total number of establishments	Number of establishments by employment-size class										
			First quarter	Annual		1 to 4	5 to 9	10 to 19	20 to 49	50 to 99	100 to 249	250 to 499	500 to 999	1,000 or more		
<b>48-49</b>	<b>Transportation &amp; warehousing—Con.</b>															
488	Transportation support activities—Con.															
4885	Freight transportation arrangement	2 341	20 438	85 345	222	130	53	18	14	5	1	—	1	—		
48851	Freight transportation arrangement	2 341	20 438	85 345	222	130	53	18	14	5	1	—	1	—		
488510	Freight transportation arrangement	2 341	20 438	85 345	222	130	53	18	14	5	1	—	1	—		
4889	Other transportation support activities	(C)	(D)	(D)	30	23	4	1	2	—	—	—	—	—		
48899	Other transportation support activities	(C)	(D)	(D)	30	23	4	1	2	—	—	—	—	—		
488991	Packing & crating	(C)	(D)	(D)	28	21	4	1	2	—	—	—	—	—		
488999	All other transportation support activities	(A)	(D)	(D)	2	2	—	—	—	—	—	—	—	—		
492	Couriers & messengers	10 985	72 039	325 353	241	138	26	29	24	10	10	3	—	1		
4921	Couriers	9 460	63 688	293 126	126	70	8	18	13	7	6	3	—	1		
49211	Couriers	9 460	63 688	293 126	126	70	8	18	13	7	6	3	—	1		
492110	Couriers	9 460	63 688	293 126	126	70	8	18	13	7	6	3	—	1		
4922	Local messengers & local delivery	1 525	8 351	32 227	115	68	18	11	11	3	4	—	—	—		
49221	Local messengers & local delivery	1 525	8 351	32 227	115	68	18	11	11	3	4	—	—	—		
492210	Local messengers & local delivery	1 525	8 351	32 227	115	68	18	11	11	3	4	—	—	—		
493	Warehousing & storage	968	6 386	26 628	93	49	16	16	8	3	1	—	—	—		
4931	Warehousing & storage	968	6 386	26 628	93	49	16	16	8	3	1	—	—	—		
49311	General warehousing & storage	435	2 613	14 884	64	37	12	12	2	1	—	—	—	—		
493110	General warehousing & storage	435	2 613	14 884	64	37	12	12	2	1	—	—	—	—		
49312	Refrigerated warehousing & storage	(E)	(D)	(D)	7	2	—	1	2	1	1	—	—	—		
493120	Refrigerated warehousing & storage	(E)	(D)	(D)	7	2	—	1	2	1	1	—	—	—		
49313	Farm product warehousing & storage	(B)	(D)	(D)	4	—	—	2	2	—	—	—	—	—		
493130	Farm product warehousing & storage	(B)	(D)	(D)	4	—	—	2	2	—	—	—	—	—		
49319	Other warehousing & storage	182	1 087	4 233	18	10	4	1	2	1	—	—	—	—		
493190	Other warehousing & storage	182	1 087	4 233	18	10	4	1	2	1	—	—	—	—		
<b>51</b>	<b>Information</b>	<b>47 411</b>	<b>524 311</b>	<b>2 083 955</b>	<b>1 954</b>	<b>1 000</b>	<b>289</b>	<b>256</b>	<b>224</b>	<b>100</b>	<b>57</b>	<b>17</b>	<b>7</b>	<b>4</b>		
511	Publishing industries	14 849	176 374	702 372	570	304	80	87	59	19	13	3	3	2		
5111	Newspaper, periodical, book, database publishers	9 078	74 011	303 171	364	200	47	57	36	12	8	1	2	1		
51111	Newspaper publishers	6 823	52 218	214 471	110	32	15	25	22	7	6	—	2	1		
511110	Newspaper publishers	6 823	52 218	214 471	110	32	15	25	22	7	6	—	2	1		
51112	Periodical publishers	1 323	12 070	51 206	117	71	18	16	7	2	2	1	—	—		
511120	Periodical publishers	1 323	12 070	51 206	117	71	18	16	7	2	2	1	—	—		
51113	Book publishers	319	2 790	9 179	56	41	7	5	2	1	—	—	—	—		
511130	Book publishers	319	2 790	9 179	56	41	7	5	2	1	—	—	—	—		
51114	Database and directory publishers	164	1 776	8 054	21	13	3	3	2	—	—	—	—	—		
511140	Database and directory publishers	164	1 776	8 054	21	13	3	3	2	—	—	—	—	—		
51119	Other publishers	449	5 157	20 261	60	43	4	8	3	2	—	—	—	—		
511191	Greeting card publishers	(A)	(D)	(D)	1	—	—	—	—	—	—	—	—	—		
511199	All other publishers	(E)	(D)	(D)	59	42	4	8	3	2	—	—	—	—		
5112	Software publishers	5 771	102 363	399 201	206	104	33	30	23	7	5	2	1	1		
51121	Software publishers	5 771	102 363	399 201	206	104	33	30	23	7	5	2	1	1		
511210	Software publishers	5 771	102 363	399 201	206	104	33	30	23	7	5	2	1	1		
512	Motion picture & sound recording industries	4 118	18 136	63 037	252	129	34	27	45	9	7	1	—	—		
5121	Motion picture & video industries	3 961	16 397	57 510	211	98	28	24	44	9	7	1	—	—		
51211	Motion picture & video production	714	9 693	30 559	97	71	12	7	5	1	—	—	—	—		
512110	Motion picture & video production	714	9 693	30 559	97	71	12	7	5	1	—	—	—	—		
51212	Motion picture & video distribution	56	332	1 244	3	—	1	1	—	—	—	—	—	—		
512120	Motion picture & video distribution	56	332	1 244	3	—	1	1	—	—	—	—	—	—		
51213	Motion picture & video exhibition	3 008	5 192	21 477	84	10	10	13	37	7	7	—	—	—		
512131	Motion picture theaters (except drive-ins)	(H)	(D)	(D)	79	9	10	11	36	6	7	—	—	—		
512132	Drive-in motion picture theaters	(C)	(D)	(D)	5	1	—	2	1	1	—	—	—	—		
51219	Postprod & other movie & video industries	183	1 180	4 230	27	17	5	3	1	1	—	—	—	—		
512191	Teleproduction & oth postproduction services	(C)	(D)	(D)	24	15	4	3	1	1	—	—	—	—		
512199	Other motion picture & video industries	(A)	(D)	(D)	3	2	1	—	—	—	—	—	—	—		
5122	Sound recording industries	157	1 739	5 527	41	31	6	3	1	—	—	—	—	—		
51221	Record production	(A)	(D)	(D)	4	4	—	—	—	—	—	—	—	—		
512210	Record production	(A)	(D)	(D)	4	4	—	—	—	—	—	—	—	—		
51222	Integrated record production, distribution	(A)	(D)	(D)	1	—	1	—	—	—	—	—	—	—		
512220	Integrated record production, distribution	(A)	(D)	(D)	1	—	1	—	—	—	—	—	—	—		
51223	Music publishers	(B)	(D)	(D)	10	8	2	—	—	—	—	—	—	—		
512230	Music publishers	(B)	(D)	(D)	10	8	2	—	—	—	—	—	—	—		
51224	Sound recording studios	67	352	1 401	20	15	3	2	—	—	—	—	—	—		
512240	Sound recording studios	67	352	1 401	20	15	3	2	—	—	—	—	—	—		
51229	Other sound recording industries	57	982	2 976	6	4	—	1	1	—	—	—	—	—		
512290	Other sound recording industries	57	982	2 976	6	4	—	1	1	—	—	—	—	—		
513	Broadcasting & telecommunications	21 516	248 466	996 343	785	364	128	106	88	58	29	7	3	2		
5131	Radio & television broadcasting	3 894	40 891	163 878	136	42	24	24	22	14	9	1	—	—		
51311	Radio broadcasting	1 819	16 199	65 556	103	32	22	20	19	8	2	—	—	—		
513111	Radio networks	(B)	(D)	(D)	7	4	1	—	2	—	—	—	—	—		
513112	Radio stations	(G)	(D)	(D)	96	28	21	20	17	8	2	—	—	—		
51312	Television broadcasting	2 075	24 692	98 322	33	10	2	4	3	6	7	1	—	—		
513120	Television broadcasting	2 075	24 692	98 322	33	10	2	4	3	6	7	1	—	—		
5132	Cable networks & program distribution	2 748	26 411	105 286	49	16	7	12	5	5	3	—	—	1		
51321	Cable networks	122	755	3 293	7	3	—	3	—	1	—	—	—	—		
513210	Cable networks	122	755	3 293	7	3	—	3	—	1	—	—	—	—		
51322	Cable & other program distribution	2 626	25 656	101 993	42	13	7	9	5	4	3	—	—	1		
513220	Cable & other program distribution	2 626	25 656	101 993	42	13	7	9	5	4	3	—	—	1		

See footnotes at end of table.

**Table 2. The State—Employees, Payroll, and Establishments by Industry: 2000—Con.**

[Excludes most government employees, railroad employees, and self-employed persons. Size class 1 to 4 includes establishments with payroll, but no employees, during mid-March pay period. (D) denotes figures withheld to avoid disclosing data for individual companies; the data are included in broader industry totals. For explanation of terms, abbreviations, and data reliability/comparability, see introductory text]

NAICS code	Industry	Number of employees for week including March 12	Payroll (\$1,000)		Total number of establishments	Number of establishments by employment-size class											
			First quarter	Annual		1 to 4	5 to 9	10 to 19	20 to 49	50 to 99	100 to 249	250 to 499	500 to 999	1,000 or more			
<b>51</b>	<b>Information—Con.</b>																
513	Broadcasting & telecommunications—Con.																
5133	Telecommunications	14 874	181 164	727 179	600	306	97	70	61	39	17	6	3	1			
51331	Wired telecommunications carriers	10 840	130 725	517 518	363	173	64	41	38	28	12	3	3	1			
513310	Wired telecommunications carriers	10 840	130 725	517 518	363	173	64	41	38	28	12	3	3	1			
51332	Wireless telecom carriers (exc satellite)	2 759	29 887	141 647	171	94	26	22	15	9	3	2					
513321	Paging	672	6 499	27 856	43	26	4	6	4	1							
513322	Cellular & other wireless telecommunications	2 087	23 388	113 791	128	68	24	18	9	5	2	2					
51333	Telecommunications resellers	716	8 858	36 337	30	17	1	6	4		1	1					
513330	Telecommunications resellers	716	8 858	36 337	30	17	1	6	4		1	1					
51334	Satellite telecommunications	224	8 222	18 650	15	8	2		4	1							
513340	Satellite telecommunications	224	8 222	18 650	15	8	2		4	1							
51339	Other telecommunications	335	3 472	13 027	21	14	4	1		1							
513390	Other telecommunications	335	3 472	13 027	21	14	4	1		1							
514	Information & data processing services	6 928	81 335	322 203	347	203	47	36	32	14	8	6	1				
5141	Information services	2 262	26 470	109 695	188	120	26	20	14	5	1	2					
51411	News syndicates	189	1 389	5 900	8	2	1	2	2	1							
514110	News syndicates	189	1 389	5 900	8	2	1	2	2	1							
51412	Libraries & archives	65	241	1 008	20	16	2	2									
514120	Libraries & archives	65	241	1 008	20	16	2	2									
51419	Other information services	2 008	24 840	102 787	160	102	23	16	12	4	1	2					
514191	On-line information services	1 908	24 426	100 662	150	96	23	14	10	4	1	2					
514199	All other information services	100	414	2 125	10	6		2	2								
5142	Data processing services	4 666	54 865	212 508	159	83	21	16	18	9	7	4	1				
51421	Data processing services	4 666	54 865	212 508	159	83	21	16	18	9	7	4	1				
514210	Data processing services	4 666	54 865	212 508	159	83	21	16	18	9	7	4	1				
<b>52</b>	<b>Finance &amp; insurance</b>	<b>111 928</b>	<b>1 183 323</b>	<b>4 412 417</b>	<b>7 472</b>	<b>4 588</b>	<b>1 226</b>	<b>867</b>	<b>469</b>	<b>141</b>	<b>118</b>	<b>34</b>	<b>18</b>	<b>11</b>			
522	Credit intermediation & related activities	67 109	584 299	2 137 423	3 100	1 323	676	617	304	68	71	22	13	6			
5221	Depository credit intermediation	37 494	304 548	1 084 360	1 649	569	332	443	212	35	33	14	9	2			
52211	Commercial banking	34 063	280 436	983 102	1 389	484	252	388	184	25	32	13	9	2			
522110	Commercial banking	34 063	280 436	983 102	1 389	484	252	388	184	25	32	13	9	2			
52212	Savings institutions (E)	(D)	(D)	(D)	61	23	25	11	2								
522120	Savings institutions (E)	(D)	(D)	(D)	61	23	25	11	2								
52213	Credit unions (H)	(D)	(D)	(D)	196	60	54	44	26	10	1	1					
522130	Credit unions (H)	(D)	(D)	(D)	196	60	54	44	26	10	1	1					
52219	Other depository credit intermediation (A)	(D)	(D)	(D)	3	2	1										
522190	Other depository credit intermediation (A)	(D)	(D)	(D)	3	2	1										
5222	Nondepository credit intermediation	24 321	242 531	886 400	933	458	228	104	68	26	35	7	4	3			
52221	Credit card issuing	6 149	43 984	149 975	68	19	9	7	6	8	17	1		1			
522210	Credit card issuing	6 149	43 984	149 975	68	19	9	7	6	8	17	1		1			
52222	Sales financing	5 241	69 979	237 350	160	75	33	13	17	6	11	4	1				
522220	Sales financing	5 241	69 979	237 350	160	75	33	13	17	6	11	4	1				
52229	Other nondepository credit intermediation	12 931	128 568	499 075	705	364	186	84	45	12	7	2	3	2			
522291	Consumer lending	6 878	69 353	258 114	110	61	38	3			2	1	3	2			
522292	Real estate credit	5 100	54 495	220 808	490	236	122	72	44	11	5						
522294	Secondary market financing (A)	(D)	(D)	(D)	5	4	1										
522298	All oth nondepository credit intermediation (F)	(D)	(D)	(D)	100	63	25	9	1	1		1					
5223	Activities related to credit intermediation	5 294	37 220	166 663	518	296	116	70	24	7	3	1		1			
52231	Mortgage & nonmortgage brokers	3 252	24 023	108 038	273	155	44	54	14	4	1			1			
522310	Mortgage & nonmortgage brokers	3 252	24 023	108 038	273	155	44	54	14	4	1			1			
52232	Financial clearinghouse & reserve activities	744	5 083	21 492	20	9	3	2	3	1	1	1					
522320	Financial clearinghouse & reserve activities	744	5 083	21 492	20	9	3	2	3	1	1	1					
52239	Other credit intermediation activities	1 298	8 114	37 133	225	132	69	14	7	2	1						
522390	Other credit intermediation activities	1 298	8 114	37 133	225	132	69	14	7	2	1						
523	Security, commodity contracts & like activity	10 025	202 441	702 275	1 112	840	131	71	41	14	12	1	1				
5231	Scrt'y & comdty contracts intermed & brokerage	7 099	162 809	563 777	536	383	66	36	29	11	9		1	1			
52311	Investment banking & securities dealing (H)	(D)	(D)	(D)	66	44	9	7	2	2				1			
523110	Investment banking & securities dealing (H)	(D)	(D)	(D)	66	44	9	7	2	2				1			
52312	Securities brokerage	4 098	107 823	374 090	452	325	55	28	26	9	9						
523120	Securities brokerage	4 098	107 823	374 090	452	325	55	28	26	9	9						
52313	Commodity contracts dealing (A)	(D)	(D)	(D)	6	6											
523130	Commodity contracts dealing (A)	(D)	(D)	(D)	6	6											
52314	Commodity contracts brokerage (B)	(D)	(D)	(D)	12	8	2	1	1								
523140	Commodity contracts brokerage (B)	(D)	(D)	(D)	12	8	2	1	1								
5239	Other financial investment activities	2 926	39 632	138 498	576	457	65	35	12	3	3	1					
52391	Miscellaneous intermediation	576	8 233	28 680	115	88	14	9	3		1						
523910	Miscellaneous intermediation	576	8 233	28 680	115	88	14	9	3		1						
52392	Portfolio management	1 384	20 152	62 190	177	139	23	5	5	2	2	1					
523920	Portfolio management	1 384	20 152	62 190	177	139	23	5	5	2	2	1					
52393	Investment advice	552	6 123	29 358	222	189	19	12	2								
523930	Investment advice	552	6 123	29 358	222	189	19	12	2								
52399	All other financial investment activities	414	5 124	18 270	62	41	9	9	2	1							
523991	Trust, fiduciary & custody activities (E)	(D)	(D)	(D)	61	40	9	9	2	1							
523999	Miscellaneous financial investment activities (A)	(D)	(D)	(D)	1	1											
524	Insurance carriers & related activities	34 344	389 421	1 551 117	3 197	2 381	408	176	121	58	34	11	4	4			
5241	Insurance carriers	20 342	248 453	931 036	762	430	111	78	66	37	25	8	4	3			
52411	Direct life, health, medical insurance carriers	8 563	117 046	408 808	262	122	32	39	31	19	13	3	2	1			
524113	Direct life insurance carriers	3 685	49 276	179 431	186	96	25	30	19	7	7	1	1				
524114	Direct health & medical insurance carriers	4 878	67 770	229 377	76	26	7	9	12	12	6	2	1	1			
52412	Other direct insurance carriers	11 667	129 310	513 815	492	304	79	38	32	18	12	5	2	2			
524126	Direct property & casualty insurance carriers	9 657	110 931	434 735	355	257	28	19	19	14	9	5	2	2			
524127	Direct title insurance carriers (G)	(D)	(D)	(D)	136												

**Table 2. The State—Employees, Payroll, and Establishments by Industry: 2000—Con.**

[Excludes most government employees, railroad employees, and self-employed persons. Size class 1 to 4 includes establishments with payroll, but no employees, during mid-March pay period. (D) denotes figures withheld to avoid disclosing data for individual companies; the data are included in broader industry totals. For explanation of terms, abbreviations, and data reliability/comparability, see introductory text]

NAICS code	Industry	Number of employees for week including March 12	Payroll (\$1,000)		Total number of establishments	Number of establishments by employment-size class										
			First quarter	Annual		1 to 4	5 to 9	10 to 19	20 to 49	50 to 99	100 to 249	250 to 499	500 to 999	1,000 or more		
<b>52</b>	<b>Finance &amp; insurance—Con.</b>															
524	Insurance carriers & related activities—Con.															
5241	Insurance carriers—Con.															
52413	Reinsurance carriers .....	112	2 097	8 413	8	4	—	1	3	—	—	—	—	—	—	—
524130	Reinsurance carriers .....	112	2 097	8 413	8	4	—	1	3	—	—	—	—	—	—	—
5242	Agencies & other insurance related activities .....	14 002	140 968	620 081	2 435	1 951	297	98	55	21	9	3	—	—	—	1
52421	Insurance agencies & brokerages .....	8 974	72 585	307 980	2 189	1 787	264	78	40	15	4	1	—	—	—	—
524210	Insurance agencies & brokerages .....	8 974	72 585	307 980	2 189	1 787	264	78	40	15	4	1	—	—	—	—
52429	Other insurance related activities .....	5 028	68 383	312 101	246	164	33	20	15	6	5	2	—	—	—	1
524291	Claims adjusting .....	372	2 979	13 674	76	56	12	3	4	1	—	—	—	—	—	—
524292	Insurance & pension funds, third party admin .....	4 151	60 857	281 986	123	75	18	11	9	4	3	2	—	—	—	1
524298	All other insurance related activities .....	505	4 547	16 441	47	33	3	6	2	1	2	—	—	—	—	—
525	Funds, trusts, & other financial vehicles (part) ..	450	7 162	21 602	63	44	11	3	3	1	1	—	—	—	—	—
5259	Other investment pools & funds .....	450	7 162	21 602	63	44	11	3	3	1	1	—	—	—	—	—
52591	Open-end investment funds .....	(A)	(D)	(D)	4	3	1	—	—	—	—	—	—	—	—	—
525910	Open-end investment funds .....	(A)	(D)	(D)	4	3	1	—	—	—	—	—	—	—	—	—
52593	Real estate investment trusts .....	(E)	(D)	(D)	29	13	9	3	3	—	1	—	—	—	—	—
525930	Real estate investment trusts .....	(E)	(D)	(D)	29	13	9	3	3	—	1	—	—	—	—	—
52599	Other financial vehicles .....	(C)	(D)	(D)	30	28	1	—	—	1	—	—	—	—	—	—
525990	Other financial vehicles .....	(C)	(D)	(D)	30	28	1	—	—	1	—	—	—	—	—	—
<b>53</b>	<b>Real estate &amp; rental &amp; leasing .....</b>	<b>41 265</b>	<b>270 022</b>	<b>1 144 956</b>	<b>6 056</b>	<b>4 177</b>	<b>989</b>	<b>578</b>	<b>192</b>	<b>80</b>	<b>27</b>	<b>9</b>	<b>4</b>	<b>—</b>	<b>—</b>	<b>—</b>
531	Real estate .....	27 487	189 888	805 717	4 857	3 668	674	328	115	45	19	5	3	—	—	—
5311	Lessors of real estate .....	7 703	35 186	155 665	1 691	1 297	247	90	38	13	6	—	—	—	—	—
53111	Lessors of residential buildings & dwellings .....	3 519	16 474	75 990	681	491	111	46	25	5	3	—	—	—	—	—
531110	Lessors of residential buildings & dwellings .....	3 519	16 474	75 990	681	491	111	46	25	5	3	—	—	—	—	—
53112	Lessors of nonres bldg (exc miniwarehouses) .....	1 962	9 851	45 296	409	320	51	22	9	5	2	—	—	—	—	—
531120	Lessors of nonres bldg (exc miniwarehouses) .....	1 962	9 851	45 296	409	320	51	22	9	5	2	—	—	—	—	—
53113	Lessors of miniwarehouses & self storage units .....	541	1 947	8 076	219	204	12	2	1	—	—	—	—	—	—	—
531130	Lessors of miniwarehouses & self storage units .....	541	1 947	8 076	219	204	12	2	1	—	—	—	—	—	—	—
53119	Lessors of other real estate property .....	1 681	6 914	26 303	382	282	73	20	3	3	1	—	—	—	—	—
531190	Lessors of other real estate property .....	1 681	6 914	26 303	382	282	73	20	3	3	1	—	—	—	—	—
5312	Offices of real estate agents & brokers .....	7 882	65 240	281 841	1 689	1 391	174	82	25	11	2	2	2	—	—	—
53121	Offices of real estate agents & brokers .....	7 882	65 240	281 841	1 689	1 391	174	82	25	11	2	2	2	—	—	—
531210	Offices of real estate agents & brokers ..	7 882	65 240	281 841	1 689	1 391	174	82	25	11	2	2	2	—	—	—
5313	Activities related to real estate .....	11 902	89 462	368 211	1 477	980	253	156	52	21	11	3	1	—	—	—
53131	Real estate property managers .....	9 440	67 127	273 435	796	449	167	105	44	16	11	3	1	—	—	—
531311	Residential property managers .....	7 374	48 877	197 284	562	293	132	86	27	13	7	3	1	—	—	—
531312	Nonresidential property managers .....	2 066	18 250	76 151	234	156	35	19	17	3	4	—	—	—	—	—
53132	Offices of real estate appraisers .....	931	6 388	28 751	295	228	44	21	2	—	—	—	—	—	—	—
531320	Offices of real estate appraisers .....	931	6 388	28 751	295	228	44	21	2	—	—	—	—	—	—	—
53139	Other activities related to real estate .....	1 531	15 947	66 025	386	303	42	30	6	5	—	—	—	—	—	—
531390	Other activities related to real estate .....	1 531	15 947	66 025	386	303	42	30	6	5	—	—	—	—	—	—
532	Rental & leasing services .....	13 441	77 218	325 678	1 171	493	312	247	73	33	8	4	1	—	—	—
5321	Automotive equipment rental & leasing .....	5 089	29 145	118 600	242	125	49	18	20	22	4	3	1	—	—	—
53211	Passenger car rental & leasing .....	4 038	21 374	85 202	109	53	15	6	7	21	3	3	1	—	—	—
532111	Passenger car rental .....	4 000	21 194	84 494	94	40	13	6	7	21	3	3	1	—	—	—
532112	Passenger car leasing .....	38	180	708	15	13	2	—	—	—	—	—	—	—	—	—
53212	Truck, utility trailer & RV rental & leasing ..	1 051	7 771	33 398	133	72	34	12	13	1	1	—	—	—	—	—
532120	Truck, utility trailer & RV rental & leasing .....	1 051	7 771	33 398	133	72	34	12	13	1	1	—	—	—	—	—
5322	Consumer goods rental .....	4 718	19 602	80 694	569	215	165	163	21	3	1	1	—	—	—	—
53221	Consumer electronics & appliances rental ..	259	1 669	6 968	60	24	33	3	—	—	—	—	—	—	—	—
532210	Consumer electronics & appliances rental .....	259	1 669	6 968	60	24	33	3	—	—	—	—	—	—	—	—
53222	Formal wear & costume rental .....	202	629	2 447	48	35	9	3	1	—	—	—	—	—	—	—
532220	Formal wear & costume rental .....	202	629	2 447	48	35	9	3	1	—	—	—	—	—	—	—
53223	Video tape & disc rental .....	2 618	6 493	26 984	302	81	74	140	6	1	—	—	—	—	—	—
532230	Video tape & disc rental .....	2 618	6 493	26 984	302	81	74	140	6	1	—	—	—	—	—	—
53229	Other consumer goods rental .....	1 639	10 811	44 295	159	75	49	17	14	2	1	1	—	—	—	—
532291	Home health equipment rental .....	636	5 378	22 261	59	33	17	5	3	—	—	—	—	—	—	—
532292	Recreational goods rental .....	167	505	2 588	24	15	5	2	1	—	—	—	—	—	—	—
532299	All other consumer goods rental .....	836	4 928	19 446	76	27	27	10	10	1	1	—	—	—	—	—
5323	General rental centers .....	588	3 678	15 130	101	37	49	13	2	—	—	—	—	—	—	—
53231	General rental centers .....	588	3 678	15 130	101	37	49	13	2	—	—	—	—	—	—	—
532310	General rental centers .....	588	3 678	15 130	101	37	49	13	2	—	—	—	—	—	—	—
5324	Commercial, industrial equip rental & leasing .....	3 046	24 793	111 254	259	116	49	53	30	8	3	—	—	—	—	—
53241	Const, trans, mining equip rental & leasing .....	1 583	12 976	56 986	117	44	25	25	18	3	2	—	—	—	—	—
532411	Commercial trans equip (exc MV) rental, lease .....	49	378	1 414	11	6	3	2	—	—	—	—	—	—	—	—
532412	Const, mining, forestry equip rental & leasing .....	1 534	12 598	55 572	106	38	22	23	18	3	2	—	—	—	—	—
53242	Office machinery & equipment rental & leasing .....	256	3 474	14 925	30	16	6	5	2	1	—	—	—	—	—	—
532420	Office machinery & equipment rental & leasing .....	256	3 474	14 925	30	16	6	5	2	1	—	—	—	—	—	—
53249	Oth commercial, industrial equip rental, lease .....	1 207	8 343	39 343	112	56	18	23	10	4	1	—	—	—	—	—
532490	Oth commercial, industrial equip rental, lease .....	1 207	8 343	39 343	112	56	18	23	10	4	1	—	—	—	—	—

See footnotes at end of table.



**Table 2. The State—Employees, Payroll, and Establishments by Industry: 2000—Con.**

[Excludes most government employees, railroad employees, and self-employed persons. Size class 1 to 4 includes establishments with payroll, but no employees, during mid-March pay period. (D) denotes figures withheld to avoid disclosing data for individual companies; the data are included in broader industry totals. For explanation of terms, abbreviations, and data reliability/comparability, see introductory text]

NAICS code	Industry	Number of employees for week including March 12	Payroll (\$1,000)		Total number of establishments	Number of establishments by employment-size class										
			First quarter	Annual		1 to 4	5 to 9	10 to 19	20 to 49	50 to 99	100 to 249	250 to 499	500 to 999	1,000 or more		
<b>53</b>	<b>Real estate &amp; rental &amp; leasing—Con.</b>															
533	Lessors of other nonfinancial intangible asset . . .	337	2 916	13 561	28	16	3	3	4	2	—	—	—	—	—	—
5331	Lessors of other nonfinancial intangible asset . . .	337	2 916	13 561	28	16	3	3	4	2	—	—	—	—	—	—
53311	Lessors of other nonfinancial intangible asset . . .	337	2 916	13 561	28	16	3	3	4	2	—	—	—	—	—	—
533110	Lessors of other nonfinancial intangible asset . . .	337	2 916	13 561	28	16	3	3	4	2	—	—	—	—	—	—
<b>54</b>	<b>Professional, scientific &amp; technical services . . . . .</b>	<b>113 687</b>	<b>1 003 732</b>	<b>4 565 970</b>	<b>12 259</b>	<b>8 593</b>	<b>1 780</b>	<b>1 019</b>	<b>561</b>	<b>174</b>	<b>89</b>	<b>28</b>	<b>10</b>	<b>5</b>		
541	Professional, scientific & technical services . . . . .	113 687	1 003 732	4 565 970	12 259	8 593	1 780	1 019	561	174	89	28	10	5		
5411	Legal services . . . . .	14 315	168 177	857 334	2 566	1 929	344	178	77	23	11	4	—	—		
54111	Offices of lawyers . . . . .	13 334	158 631	818 882	2 477	1 871	334	164	73	22	10	3	—	—		
541110	Offices of lawyers . . . . .	13 334	158 631	818 882	2 477	1 871	334	164	73	22	10	3	—	—		
54119	Other legal services . . . . .	981	9 546	38 452	89	58	10	14	4	1	1	1	—	—		
541191	Title abstract & settlement offices . . . . .	747	8 116	31 711	40	26	3	5	3	1	1	1	—	—		
541199	All other legal services . . . . .	234	1 430	6 741	49	32	7	9	1	—	—	—	—	—		
5412	Accounting, tax prep, bookkeep, payroll services . . . . .	31 633	148 084	678 740	1 900	1 413	295	111	39	9	17	9	3	4		
54121	Accounting, tax prep, bookkeep, payroll services . . . . .	31 633	148 084	678 740	1 900	1 413	295	111	39	9	17	9	3	4		
541211	Offices of certified public accountants . . . . .	4 911	46 947	213 582	971	707	165	74	19	3	2	—	1	—		
541213	Tax preparation services . . . . .	3 324	7 637	19 220	243	176	40	12	4	2	3	6	—	—		
541214	Payroll services . . . . .	20 634	79 659	385 322	62	27	9	3	5	4	5	3	2	4		
541219	Other accounting services . . . . .	2 764	13 841	60 616	624	503	81	22	11	—	7	—	—	—		
5413	Architectural, engineering & related services . . . . .	21 780	236 471	1 030 338	2 104	1 213	385	253	177	49	22	4	1	—		
54131	Architectural services . . . . .	3 662	40 164	179 570	527	331	95	63	29	7	2	—	—	—		
541310	Architectural services . . . . .	3 662	40 164	179 570	527	331	95	63	29	7	2	—	—	—		
54132	Landscape architectural services . . . . .	1 292	7 341	33 811	134	86	20	12	11	3	2	—	—	—		
541320	Landscape architectural services . . . . .	1 292	7 341	33 811	134	86	20	12	11	3	2	—	—	—		
54133	Engineering services . . . . .	13 307	160 384	697 222	1 066	574	188	135	119	32	15	2	1	—		
541330	Engineering services . . . . .	13 307	160 384	697 222	1 066	574	188	135	119	32	15	2	1	—		
54134	Drafting services . . . . .	256	1 649	6 884	58	47	4	5	1	1	—	—	—	—		
541340	Drafting services . . . . .	256	1 649	6 884	58	47	4	5	1	1	—	—	—	—		
54135	Building inspection services . . . . .	296	2 345	10 544	61	50	7	3	—	—	1	—	—	—		
541350	Building inspection services . . . . .	296	2 345	10 544	61	50	7	3	—	—	1	—	—	—		
54136	Geophysical surveying & mapping services . . . . .	59	430	2 366	15	10	3	2	—	—	—	—	—	—		
541360	Geophysical surveying & mapping services . . . . .	59	430	2 366	15	10	3	2	—	—	—	—	—	—		
54137	Surveying, mapping (exc geophysical) services . . . . .	743	5 348	24 279	143	83	44	11	5	—	—	—	—	—		
541370	Surveying, mapping (exc geophysical) services . . . . .	743	5 348	24 279	143	83	44	11	5	—	—	—	—	—		
54138	Testing laboratories . . . . .	2 165	18 810	75 662	100	32	24	22	12	6	2	2	—	—		
541380	Testing laboratories . . . . .	2 165	18 810	75 662	100	32	24	22	12	6	2	2	—	—		
5414	Specialized design services . . . . .	2 074	15 225	70 752	479	348	87	33	7	3	1	—	—	—		
54141	Interior design services . . . . .	975	5 814	27 497	192	139	30	17	3	2	1	—	—	—		
541410	Interior design services . . . . .	975	5 814	27 497	192	139	30	17	3	2	1	—	—	—		
54142	Industrial design services . . . . .	(C)	(D)	(D)	20	17	2	—	—	1	—	—	—	—		
541420	Industrial design services . . . . .	(C)	(D)	(D)	20	17	2	—	—	1	—	—	—	—		
54143	Graphic design services . . . . .	918	7 879	34 705	244	176	49	15	4	—	—	—	—	—		
541430	Graphic design services . . . . .	918	7 879	34 705	244	176	49	15	4	—	—	—	—	—		
54149	Other specialized design services . . . . .	(B)	(D)	(D)	23	16	6	1	—	—	—	—	—	—		
541490	Other specialized design services . . . . .	(B)	(D)	(D)	23	16	6	1	—	—	—	—	—	—		
5415	Computer systems design & related services . . . . .	16 909	220 989	981 936	1 429	1 033	154	96	82	33	21	6	3	1		
54151	Computer systems design & related services . . . . .	16 909	220 989	981 936	1 429	1 033	154	96	82	33	21	6	3	1		
541511	Custom computer programming services . . . . .	6 899	95 671	412 553	576	409	61	39	38	19	7	1	1	1		
541512	Computer systems design services . . . . .	8 841	111 308	496 369	566	390	69	41	35	10	14	5	2	—		
541513	Computer facilities management services . . . . .	346	5 724	23 424	26	13	5	4	1	3	—	—	—	—		
541519	Other computer related services . . . . .	823	8 286	49 590	261	221	19	12	8	1	—	—	—	—		
5416	Management, sci & tech consulting services . . . . .	10 803	102 879	453 394	1 862	1 483	178	94	70	25	9	2	1	—		
54161	Management consulting services . . . . .	9 170	87 795	382 306	1 396	1 107	130	64	62	21	9	2	1	—		
541611	Admin & gen management consulting services . . . . .	3 938	46 572	196 633	645	520	58	27	25	11	3	1	—	—		
541612	Human res & exec search consulting services . . . . .	2 392	20 600	88 498	277	208	29	17	14	5	3	—	1	—		
541613	Marketing consulting services . . . . .	2 020	13 880	66 953	344	285	27	12	13	3	3	1	—	—		
541614	Process, phys dist & log consulting services . . . . .	375	2 986	13 312	56	39	7	4	5	1	—	—	—	—		
541618	Other management consulting services . . . . .	445	3 757	16 910	74	55	9	4	5	1	—	—	—	—		
54162	Environmental consulting services . . . . .	851	7 545	35 933	137	90	22	17	5	3	—	—	—	—		
541620	Environmental consulting services . . . . .	851	7 545	35 933	137	90	22	17	5	3	—	—	—	—		
54169	Oth scientific & technical consulting services . . . . .	782	7 539	35 155	329	286	26	13	3	1	—	—	—	—		
541690	Oth scientific & technical consulting services . . . . .	782	7 539	35 155	329	286	26	13	3	1	—	—	—	—		
5417	Scientific R&D services . . . . .	2 676	32 821	143 199	203	117	32	21	18	12	2	1	—	—		
54171	R&D in physical, engineering & life sciences . . . . .	2 399	30 308	133 074	164	92	26	16	17	10	2	1	—	—		
541710	R&D in physical, engineering & life sciences . . . . .	2 399	30 308	133 074	164	92	26	16	17	10	2	1	—	—		
54172	R&D in social sciences & humanities . . . . .	277	2 513	10 125	39	25	6	5	1	2	—	—	—	—		
541720	R&D in social sciences & humanities . . . . .	277	2 513	10 125	39	25	6	5	1	2	—	—	—	—		
5418	Advertising & related services . . . . .	4 971	37 832	158 140	574	363	100	70	29	8	2	1	1	—		
54181	Advertising agencies . . . . .	2 042	16 127	69 208	209	138	35	22	9	4	—	—	—	—		
541810	Advertising agencies . . . . .	2 042	16 127	69 208	209	138	35	22	9	4	—	—	—	—		
54182	Public relations agencies . . . . .	252	2 471	11 294	79	61	12	6	—	—	—	—	—	—		
541820	Public relations agencies . . . . .	252	2 471	11 294	79	61	12	6	—	—	—	—	—	—		

See footnotes at end of table.

**Table 2. The State—Employees, Payroll, and Establishments by Industry: 2000—Con.**

[Excludes most government employees, railroad employees, and self-employed persons. Size class 1 to 4 includes establishments with payroll, but no employees, during mid-March pay period. (D) denotes figures withheld to avoid disclosing data for individual companies; the data are included in broader industry totals. For explanation of terms, abbreviations, and data reliability/comparability, see introductory text.]

NAICS code	Industry	Number of employees for week including March 12	Payroll (\$1,000)		Total number of establishments	Number of establishments by employment-size class											
			First quarter	Annual		1 to 4	5 to 9	10 to 19	20 to 49	50 to 99	100 to 249	250 to 499	500 to 999	1,000 or more			
<b>54</b>	<b>Professional, scientific &amp; technical services—Con.</b>																
541	Professional, scientific & technical services—Con.																
5418	Advertising & related services—Con.																
54183	Media buying agencies .....	313	2 451	12 009	23	9	7	4	2	—	1	—	—	—	—	—	—
541830	Media buying agencies .....	313	2 451	12 009	23	9	7	4	2	—	1	—	—	—	—	—	—
54184	Media representatives .....	126	840	3 414	26	17	5	3	1	—	—	—	—	—	—	—	—
541840	Media representatives .....	126	840	3 414	26	17	5	3	1	—	—	—	—	—	—	—	—
54185	Display advertising .....	672	5 554	15 841	42	25	7	5	3	1	—	1	—	1	—	—	—
541850	Display advertising .....	672	5 554	15 841	42	25	7	5	3	1	—	1	—	1	—	—	—
54186	Direct mail advertising .....	705	4 899	22 828	54	22	11	12	6	2	1	—	—	—	—	—	—
541860	Direct mail advertising .....	705	4 899	22 828	54	22	11	12	6	2	1	—	—	—	—	—	—
54187	Advertising material distribution services ..	129	860	3 770	14	9	2	2	—	1	—	—	—	—	—	—	—
541870	Advertising material distribution services ..	129	860	3 770	14	9	2	2	—	1	—	—	—	—	—	—	—
54189	Other services related to advertising .....	732	4 630	19 776	127	82	21	16	8	—	—	—	—	—	—	—	—
541890	Other services related to advertising .....	732	4 630	19 776	127	82	21	16	8	—	—	—	—	—	—	—	—
5419	Oth professional, scientific, technical services .....	8 526	41 254	192 137	1 142	694	205	163	62	12	4	1	1	—	—	—	—
54191	Marketing research & public opinion polling .....	1 824	5 959	27 189	64	33	4	9	10	5	2	—	1	—	—	—	—
541910	Marketing research & public opinion polling .....	1 824	5 959	27 189	64	33	4	9	10	5	2	—	1	—	—	—	—
54192	Photographic services .....	967	4 146	19 136	257	181	54	19	3	—	—	—	—	—	—	—	—
541921	Photography studios, portrait .....	771	2 472	11 485	194	131	44	16	3	—	—	—	—	—	—	—	—
541922	Commercial photography .....	196	1 674	7 651	63	50	10	3	—	—	—	—	—	—	—	—	—
54193	Translation & interpretation services .....	37	274	1 539	12	10	1	1	—	—	—	—	—	—	—	—	—
541930	Translation & interpretation services .....	37	274	1 539	12	10	1	1	—	—	—	—	—	—	—	—	—
54194	Veterinary services .....	4 109	20 933	92 489	434	146	119	125	40	4	—	—	—	—	—	—	—
541940	Veterinary services .....	4 109	20 933	92 489	434	146	119	125	40	4	—	—	—	—	—	—	—
54199	All oth prof, scientific & technical services ..	1 589	9 942	51 784	375	324	27	9	9	3	2	1	—	—	—	—	—
541990	All oth prof, scientific & technical services ..	1 589	9 942	51 784	375	324	27	9	9	3	2	1	—	—	—	—	—
<b>55</b>	<b>Management of companies &amp; enterprises .....</b>	<b>45 452</b>	<b>795 072</b>	<b>2 750 088</b>	<b>762</b>	<b>285</b>	<b>111</b>	<b>113</b>	<b>124</b>	<b>57</b>	<b>37</b>	<b>17</b>	<b>13</b>	<b>5</b>	<b>5</b>	<b>5</b>	<b>5</b>
551	Management of companies & enterprises .....	45 452	795 072	2 750 088	762	285	111	113	124	57	37	17	13	5	5	5	5
5511	Management of companies & enterprises ..	45 452	795 072	2 750 088	762	285	111	113	124	57	37	17	13	5	5	5	5
55111	Management of companies & enterprises ..	45 452	795 072	2 750 088	762	285	111	113	124	57	37	17	13	5	5	5	5
551111	Offices of bank holding companies .....	402	5 763	14 556	14	8	—	2	3	—	—	1	—	—	—	—	—
551112	Offices of other holding companies .....	3 121	44 543	184 702	106	68	17	9	6	1	1	2	2	—	—	—	—
551114	Corp, subsidiary & regional managing offices .....	41 929	744 766	2 550 830	642	209	94	102	115	56	36	14	11	5	—	—	—
<b>56</b>	<b>Admin, support, waste mgt, remediation services .....</b>	<b>200 421</b>	<b>1 014 953</b>	<b>4 294 632</b>	<b>6 859</b>	<b>3 723</b>	<b>1 125</b>	<b>692</b>	<b>628</b>	<b>277</b>	<b>266</b>	<b>94</b>	<b>36</b>	<b>18</b>	<b>18</b>	<b>18</b>	<b>18</b>
561	Administrative & support services .....	197 118	988 814	4 182 547	6 625	3 613	1 075	655	607	266	262	93	36	18	18	18	18
5611	Office administrative services .....	7 200	58 527	249 811	509	322	68	51	41	10	11	4	2	—	—	—	—
56111	Office administrative services .....	7 200	58 527	249 811	509	322	68	51	41	10	11	4	2	—	—	—	—
561110	Office administrative services .....	7 200	58 527	249 811	509	322	68	51	41	10	11	4	2	—	—	—	—
5612	Facilities support services .....	2 382	16 766	68 304	72	37	14	3	9	1	6	1	1	—	—	—	—
56121	Facilities support services .....	2 382	16 766	68 304	72	37	14	3	9	1	6	1	1	—	—	—	—
561210	Facilities support services .....	2 382	16 766	68 304	72	37	14	3	9	1	6	1	1	—	—	—	—
5613	Employment services .....	101 596	501 145	2 192 830	817	219	58	53	140	126	149	41	16	15	15	15	15
56131	Employment placement agencies .....	4 199	21 910	103 513	152	82	18	11	11	18	10	2	—	—	—	—	—
561310	Employment placement agencies .....	4 199	21 910	103 513	152	82	18	11	11	18	10	2	—	—	—	—	—
56132	Temporary help services .....	63 231	286 012	1 209 595	564	106	29	34	119	93	133	33	12	5	5	5	5
561320	Temporary help services .....	63 231	286 012	1 209 595	564	106	29	34	119	93	133	33	12	5	5	5	5
56133	Employee leasing services .....	34 166	193 223	879 722	101	31	11	8	10	15	6	6	4	10	10	10	10
561330	Employee leasing services .....	34 166	193 223	879 722	101	31	11	8	10	15	6	6	4	10	10	10	10
5614	Business support services .....	22 049	110 308	442 781	816	451	130	92	67	34	21	12	7	2	2	2	2
56141	Document preparation services .....	841	3 961	16 194	107	83	12	3	5	2	2	—	—	—	—	—	—
561410	Document preparation services .....	841	3 961	16 194	107	83	12	3	5	2	2	—	—	—	—	—	—
56142	Telephone call centers .....	12 711	52 931	203 432	152	49	22	27	15	13	11	8	5	2	2	2	2
561421	Telephone answering services .....	3 226	15 071	60 167	54	15	14	18	4	—	—	—	2	1	1	1	1
561422	Telemarketing bureaus .....	9 485	37 860	143 265	98	34	8	9	11	13	11	8	3	1	1	1	1
56143	Business service centers .....	2 586	13 101	50 943	259	139	61	26	26	5	1	1	—	—	—	—	—
561431	Private mail centers .....	864	2 397	9 203	125	85	32	5	2	—	—	1	—	—	—	—	—
561439	Oth business service centers (incl copy shops) .....	1 722	10 704	41 740	134	54	29	21	24	5	1	—	—	—	—	—	—
56144	Collection agencies .....	3 224	20 621	87 263	101	32	19	24	14	6	3	2	1	—	—	—	—
561440	Collection agencies .....	3 224	20 621	87 263	101	32	19	24	14	6	3	2	1	—	—	—	—
56145	Credit bureaus .....	611	4 772	19 112	28	11	7	5	1	1	3	—	—	—	—	—	—
561450	Credit bureaus .....	611	4 772	19 112	28	11	7	5	1	1	3	—	—	—	—	—	—
56149	Other business support services .....	2 076	14 922	65 837	169	137	9	7	6	7	1	1	1	—	—	—	—
561491	Repossession services .....	1 287	7 493	35 641	33	20	6	2	1	1	1	1	1	—	—	—	—
561492	Court reporting & stenotype services .....	206	1 012	5 364	99	94	2	1	2	—	—	—	—	—	—	—	—
561499	All other business support services .....	583	6 417	24 832	37	23	1	4	3	6	—	—	—	—	—	—	—
5615	Travel arrangement & reservation services ..	11 777	86 672	326 367	625	376	125	59	27	13	8	13	4	—	—	—	—
56151	Travel agencies .....	7 789	58 226	216 533	481	304	103	34	15	8	6	8	3	—	—	—	—
561510	Travel agencies .....	7 789	58 226	216 533	481	304	103	34	15	8	6	8	3	—	—	—	—
56152	Tour operators .....	1 123	7 061	27 311	70	40	7	11	8	2	—	2	—	—	—	—	—
561520	Tour operators .....	1 123	7 061	27 311	70	40	7	11	8	2	—	2	—	—	—	—	—
56159	Oth travel arrangement & reservation services .....	2 865	21 385	82 523	74	32	15	14	4	3	2	3	1	—	—	—	—
561591	Convention and visitors bureaus .....	252	1 627	6 424	22	11	6	3	—	2	—	—	—	—	—	—	—
561599	All oth travel arrange & reservation services .....	2 613	19 758	76 099	52	21	9	11	4	1	2	3					

**Table 2. The State—Employees, Payroll, and Establishments by Industry: 2000—Con.**

[Excludes most government employees, railroad employees, and self-employed persons. Size class 1 to 4 includes establishments with payroll, but no employees, during mid-March pay period. (D) denotes figures withheld to avoid disclosing data for individual companies; the data are included in broader industry totals. For explanation of terms, abbreviations, and data reliability/comparability, see introductory text]

NAICS code	Industry	Number of employees for week including March 12	Payroll (\$1,000)		Total number of establishments	Number of establishments by employment-size class										
			First quarter	Annual		1 to 4	5 to 9	10 to 19	20 to 49	50 to 99	100 to 249	250 to 499	500 to 999	1,000 or more		
<b>56</b>	<b>Admin. support, waste mgt, remediation services—Con.</b>															
561	Administrative & support services—Con.															
5616	Investigation & security services—Con.															
56162	Security systems services	2 541	15 091	64 899	183	108	36	18	14	3	3	—	1	—		
561621	Security systems services (except locksmiths)	2 241	13 331	56 434	97	47	13	17	13	3	3	—	1	—		
561622	Locksmiths	300	1 760	8 465	86	61	23	1	1	—	—	—	—	—		
5617	Services to buildings & dwellings	34 116	127 322	544 926	2 906	1 673	564	308	255	57	37	7	4	1		
56171	Exterminating & pest control services	3 840	18 966	78 751	333	182	74	32	32	11	1	—	1	—		
561710	Exterminating & pest control services	3 840	18 966	78 751	333	182	74	32	32	11	1	—	1	—		
56172	Janitorial services	15 806	46 438	196 047	960	540	178	101	88	19	25	6	2	1		
561720	Janitorial services	15 806	46 438	196 047	960	540	178	101	88	19	25	6	2	1		
56173	Landscaping services	12 326	51 649	227 055	1 181	653	239	139	112	25	11	1	1	—		
561730	Landscaping services	12 326	51 649	227 055	1 181	653	239	139	112	25	11	1	1	—		
56174	Carpet & upholstery cleaning services	1 070	5 014	20 910	229	156	44	17	11	1	—	—	—	—		
561740	Carpet & upholstery cleaning services	1 070	5 014	20 910	229	156	44	17	11	1	—	—	—	—		
56179	Other services to buildings & dwellings	1 074	5 255	22 163	203	142	29	19	12	1	—	—	—	—		
561790	Other services to buildings & dwellings	1 074	5 255	22 163	203	142	29	19	12	1	—	—	—	—		
5619	Other support services	7 372	41 629	162 436	488	322	53	50	37	9	10	6	1	—		
56191	Packaging & labeling services	550	2 604	10 241	28	17	1	4	5	—	—	1	—	—		
561910	Packaging & labeling services	550	2 604	10 241	28	17	1	4	5	—	—	1	—	—		
56192	Convention & trade show organizers	668	3 664	16 573	76	47	9	12	7	—	1	—	—	—		
561920	Convention & trade show organizers	668	3 664	16 573	76	47	9	12	7	—	1	—	—	—		
56199	All other support services	6 154	35 361	135 622	384	258	43	34	25	9	9	5	1	—		
561990	All other support services	6 154	35 361	135 622	384	258	43	34	25	9	9	5	1	—		
562	Waste management & remediation services	3 303	26 139	112 085	234	110	50	37	21	11	4	1	—	—		
5621	Waste collection	1 182	9 654	40 124	78	36	12	16	6	5	3	—	—	—		
56211	Waste collection	1 182	9 654	40 124	78	36	12	16	6	5	3	—	—	—		
562111	Solid waste collection	1 019	8 323	34 505	66	30	10	15	4	4	3	—	—	—		
562112	Hazardous waste collection	137	1 177	4 989	6	2	1	—	2	1	—	—	—	—		
562119	Other waste collection	26	154	630	6	4	1	1	—	—	—	—	—	—		
5622	Waste treatment & disposal	873	7 537	31 910	48	18	16	7	4	2	—	1	—	—		
56221	Waste treatment & disposal	873	7 537	31 910	48	18	16	7	4	2	—	1	—	—		
562211	Hazardous waste treatment & disposal	86	518	2 807	10	2	4	—	—	—	—	—	—	—		
562212	Solid waste landfill	687	6 398	26 239	34	15	11	3	3	1	—	1	—	—		
562213	Solid waste combustors & incinerators	(B)	(D)	(D)	2	1	—	—	—	1	—	—	—	—		
562219	Other nonhazardous waste treatment & disposal	(B)	(D)	(D)	2	—	1	—	1	—	—	—	—	—		
5629	Remediation & oth waste management services	1 248	8 948	40 051	108	56	22	14	11	4	1	—	—	—		
56291	Remediation services	564	3 831	19 315	28	15	4	2	3	3	1	—	—	—		
562910	Remediation services	564	3 831	19 315	28	15	4	2	3	3	1	—	—	—		
56292	Materials recovery facilities	192	1 347	5 750	13	7	1	2	2	1	—	—	—	—		
562920	Materials recovery facilities	192	1 347	5 750	13	7	1	2	2	1	—	—	—	—		
56299	All other waste management services	492	3 770	14 986	67	34	17	10	6	—	—	—	—	—		
562991	Septic tank & related services	(E)	(D)	(D)	62	31	16	9	6	—	—	—	—	—		
562998	All other miscellaneous waste management	(B)	(D)	(D)	5	3	1	1	—	—	—	—	—	—		
<b>61</b>	<b>Educational services</b>	<b>24 486</b>	<b>131 887</b>	<b>563 771</b>	<b>1 231</b>	<b>548</b>	<b>207</b>	<b>189</b>	<b>175</b>	<b>64</b>	<b>38</b>	<b>7</b>	<b>3</b>	<b>—</b>		
611	Educational services	24 486	131 887	563 771	1 231	548	207	189	175	64	38	7	3	—		
6111	Elementary & secondary schools	10 159	49 136	201 591	369	76	73	68	96	35	20	1	—	—		
61111	Elementary & secondary schools	10 159	49 136	201 591	369	76	73	68	96	35	20	1	—	—		
611110	Elementary & secondary schools	10 159	49 136	201 591	369	76	73	68	96	35	20	1	—	—		
6112	Junior colleges	902	4 209	18 372	10	1	—	2	2	2	2	1	—	—		
61121	Junior colleges	902	4 209	18 372	10	1	—	2	2	2	2	1	—	—		
611210	Junior colleges	902	4 209	18 372	10	1	—	2	2	2	2	1	—	—		
6113	Colleges, universities & professional schools	4 414	27 738	123 725	59	22	8	8	6	4	6	2	3	—		
61131	Colleges, universities & professional schools	4 414	27 738	123 725	59	22	8	8	6	4	6	2	3	—		
611310	Colleges, universities & professional schools	4 414	27 738	123 725	59	22	8	8	6	4	6	2	3	—		
6114	Business schools & computer & mgt training	1 527	11 153	51 730	123	81	16	8	11	4	3	—	—	—		
61141	Business & secretarial schools	378	1 807	7 031	14	6	1	1	3	2	1	—	—	—		
611410	Business & secretarial schools	378	1 807	7 031	14	6	1	1	3	2	1	—	—	—		
61142	Computer training	750	5 363	21 644	57	33	9	5	7	2	1	—	—	—		
611420	Computer training	750	5 363	21 644	57	33	9	5	7	2	1	—	—	—		
61143	Professional, management development training	399	3 983	23 055	52	42	6	2	1	—	1	—	—	—		
611430	Professional, management development training	399	3 983	23 055	52	42	6	2	1	—	1	—	—	—		
6115	Technical & trade schools	3 088	21 519	90 453	150	66	26	24	17	9	6	2	—	—		
61151	Technical & trade schools	3 088	21 519	90 453	150	66	26	24	17	9	6	2	—	—		
611511	Cosmetology & barber schools	211	858	3 839	27	15	6	4	1	1	—	—	—	—		
611512	Flight training	826	6 670	28 104	35	13	3	9	4	4	2	—	—	—		
611513	Apprenticeship training	217	1 094	4 456	21	9	6	3	2	1	—	—	—	—		
611519	Other technical & trade schools	1 834	12 897	54 054	67	29	11	8	10	3	4	2	—	—		
6116	Other schools & instruction	3 883	14 993	63 486	435	245	74	70	35	9	1	1	—	—		
61161	Fine arts schools	1 324	4 348	16 485	117	65	25	15	8	2	1	1	—	—		
611610	Fine arts schools	1 324	4 348	16 485	117	65	25	15	8	2	1	1	—	—		
61162	Sports & recreation instruction	864	3 022	13 167	134	79	22	23	9	1	—	—	—	—		
611620	Sports & recreation instruction	864	3 022	13 167	134	79	22	23	9	1	—	—	—	—		
61163	Language schools	74	158	782	9	5	—	3	1	—	—	—	—	—		
611630	Language schools	74	158	782	9	5	—	3	1	—	—	—	—	—		
61169	All other schools & instruction	1 621	7 465	33 052	175	96	27	29	17	6	—	—	—	—		
611691	Exam preparation & tutoring	421	1 233	5 254	48	24	9	10	4	1	—	—	—	—		
611692	Automobile driving schools	164	1 248	5 028	17	10	4	1	1	1	—	—	—	—		
611699	All other miscellaneous schools & instruction	1 036	4 984	22 770	110	62	14	18	12	4	—	—	—	—		

See footnotes at end of table.

**Table 2. The State—Employees, Payroll, and Establishments by Industry: 2000—Con.**

[Excludes most government employees, railroad employees, and self-employed persons. Size class 1 to 4 includes establishments with payroll, but no employees, during mid-March pay period. (D) denotes figures withheld to avoid disclosing data for individual companies; the data are included in broader industry totals. For explanation of terms, abbreviations, and data reliability/comparability, see introductory text]

NAICS code	Industry	Number of employees for week including March 12	Payroll (\$1,000)		Total number of establishments	Number of establishments by employment-size class														
			First quarter	Annual		1 to 4	5 to 9	10 to 19	20 to 49	50 to 99	100 to 249	250 to 499	500 to 999	1,000 or more						
<b>61</b>	<b>Educational services—Con.</b>																			
611	Educational services—Con.																			
6117	Educational support services	513	3 139	14 414	85	57	10	9	8	1	—	—	—	—	—	—	—	—	—	—
61171	Educational support services	513	3 139	14 414	85	57	10	9	8	1	—	—	—	—	—	—	—	—	—	—
611710	Educational support services	513	3 139	14 414	85	57	10	9	8	1	—	—	—	—	—	—	—	—	—	—
<b>62</b>	<b>Health care and social assistance</b>	<b>199 894</b>	<b>1 442 574</b>	<b>6 244 480</b>	<b>10 993</b>	<b>5 415</b>	<b>2 512</b>	<b>1 601</b>	<b>926</b>	<b>248</b>	<b>192</b>	<b>53</b>	<b>22</b>	<b>24</b>						
621	Ambulatory health care services	73 946	672 663	3 110 380	8 150	4 491	1 952	1 036	491	110	49	19	1	1						
6211	Offices of physicians	27 443	329 704	1 617 550	3 592	2 047	812	445	236	38	10	3	1	—						
62111	Offices of physicians	27 443	329 704	1 617 550	3 592	2 047	812	445	236	38	10	3	1	—						
621111	Offices of physicians (exc mental health)	27 073	326 055	1 600 286	3 444	1 919	796	443	234	38	10	3	1	—						
621112	Offices of physicians, mental health	370	3 649	17 264	148	128	16	2	2	—	—	—	—	—						
6212	Offices of dentists	11 206	93 448	435 673	1 751	701	716	291	40	3	—	—	—	—						
62121	Offices of dentists	11 206	93 448	435 673	1 751	701	716	291	40	3	—	—	—	—						
621210	Offices of dentists	11 206	93 448	435 673	1 751	701	716	291	40	3	—	—	—	—						
6213	Offices of other health practitioners	7 224	44 151	196 674	1 817	1 386	259	139	24	7	2	—	—	—						
62131	Offices of chiropractors	2 133	10 466	47 257	728	615	90	17	4	1	1	—	—	—						
621310	Offices of chiropractors	2 133	10 466	47 257	728	615	90	17	4	1	1	—	—	—						
62132	Offices of optometrists	1 163	8 710	35 436	229	142	55	28	3	1	—	—	—	—						
621320	Offices of optometrists	1 163	8 710	35 436	229	142	55	28	3	1	—	—	—	—						
62133	Offices of other mental health practitioners	679	3 427	15 850	233	214	10	5	3	—	1	—	—	—						
621330	Offices of other mental health practitioners	679	3 427	15 850	233	214	10	5	3	—	1	—	—	—						
62134	Offices of PT, OT, speech therapy & audiology	2 201	13 814	58 491	331	186	53	79	10	3	—	—	—	—						
621340	Offices of PT, OT, speech therapy & audiology	2 201	13 814	58 491	331	186	53	79	10	3	—	—	—	—						
62139	Offices of all other health practitioners	1 048	7 734	39 640	296	229	51	10	4	2	—	—	—	—						
621391	Offices of podiatrists	462	3 302	15 898	122	86	31	4	—	1	—	—	—	—						
621399	Offices of all other misc health practitioners	586	4 432	23 742	174	143	20	6	4	1	—	—	—	—						
6214	Outpatient care centers	12 199	104 050	435 498	447	136	84	97	88	26	10	5	—	1						
62141	Family planning centers	175	1 084	4 315	28	13	11	3	1	—	—	—	—	—						
621410	Family planning centers	175	1 084	4 315	28	13	11	3	1	—	—	—	—	—						
62142	Outpatient mental health, substance abuse ctrs	3 386	24 292	102 538	148	53	22	28	31	9	4	1	—	—						
621420	Outpatient mental health, substance abuse ctrs	3 386	24 292	102 538	148	53	22	28	31	9	4	1	—	—						
62149	Other outpatient care centers	8 638	78 674	328 645	271	70	51	66	56	17	6	4	—	1						
621491	HMO medical centers (E)	(D)	(D)	(D)	4	1	—	1	—	1	—	—	—	—						
621492	Kidney dialysis centers	1 309	8 354	36 703	80	9	20	31	16	4	—	—	—	—						
621493	Freestanding ambulatory surgery, emergency ctr	(F)	(D)	(D)	51	15	8	14	6	—	—	—	—	—						
621498	All other outpatient care centers	5 966	59 334	245 778	136	45	23	26	26	6	6	3	—	1						
6215	Medical & diagnostic laboratories	2 822	24 437	109 576	206	111	37	22	27	7	—	2	—	—						
62151	Medical & diagnostic laboratories	2 822	24 437	109 576	206	111	37	22	27	7	—	2	—	—						
621511	Medical laboratories	1 568	13 122	59 566	100	53	22	14	6	3	—	2	—	—						
621512	Diagnostic Imaging centers	1 254	11 315	50 010	106	58	15	8	21	4	—	—	—	—						
6216	Home health care services	8 686	43 877	186 293	221	80	27	26	46	19	17	6	—	—						
62161	Home health care services	8 686	43 877	186 293	221	80	27	26	46	19	17	6	—	—						
621610	Home health care services	8 686	43 877	186 293	221	80	27	26	46	19	17	6	—	—						
6219	Other ambulatory health care services	4 366	32 996	129 116	116	30	17	16	30	10	10	3	—	—						
62191	Ambulance services	2 834	20 531	78 311	68	12	11	8	22	6	7	2	—	—						
621910	Ambulance services	2 834	20 531	78 311	68	12	11	8	22	6	7	2	—	—						
62199	All other ambulatory health care services	1 532	12 465	50 805	48	18	6	8	8	4	3	1	—	—						
621991	Blood & organ banks	1 182	9 851	40 165	18	2	1	4	5	2	3	1	—	—						
621999	All oth misc ambulatory health care services	350	2 614	10 640	30	16	5	4	3	2	—	—	—	—						
622	Hospitals	65 415	513 823	2 078 787	99	8	3	1	1	8	22	13	20	23						
6221	General medical & surgical hospitals	62 529	492 505	1 990 570	85	8	2	1	1	2	20	9	19	23						
62211	General medical & surgical hospitals	62 529	492 505	1 990 570	85	8	2	1	1	2	20	9	19	23						
622110	General medical & surgical hospitals	62 529	492 505	1 990 570	85	8	2	1	1	2	20	9	19	23						
6222	Psychiatric & substance abuse hospitals	1 994	14 295	57 795	10	—	1	—	—	5	1	2	1	—						
62221	Psychiatric & substance abuse hospitals	1 994	14 295	57 795	10	—	1	—	—	5	1	2	1	—						
622210	Psychiatric & substance abuse hospitals	1 994	14 295	57 795	10	—	1	—	—	5	1	2	1	—						
6223	Other specialty hospitals	892	7 023	30 422	4	—	—	—	—	1	1	2	—	—						
62231	Other specialty hospitals	892	7 023	30 422	4	—	—	—	—	1	1	2	—	—						
622310	Other specialty hospitals	892	7 023	30 422	4	—	—	—	—	1	1	2	—	—						
623	Nursing & residential care facilities	31 468	148 137	605 159	996	299	267	148	104	68	93	17	—	—						
6231	Nursing care facilities	14 177	72 183	286 637	164	36	7	7	11	30	68	5	—	—						
62311	Nursing care facilities	14 177	72 183	286 637	164	36	7	7	11	30	68	5	—	—						
623110	Nursing care facilities	14 177	72 183	286 637	164	36	7	7	11	30	68	5	—	—						
6232	Residential mental retardation, health facil	5 542	26 843	112 111	290	56	121	70	27	6	6	4	—	—						
62321	Residential mental retardation facilities	3 692	15 423	65 597	215	37	110	46	11	5	3	3	—	—						
623210	Residential mental retardation facilities	3 692	15 423	65 597	215	37	110	46	11	5	3	3	—	—						
62322	Residential mental health, subst abuse facil	1 850	11 420	46 514	75	19	11	24	16	1	3	1	—	—						
623220	Residential mental health, subst abuse facil	1 850	11 420	46 514	75	19	11	24	16	1	3	1	—	—						
6233	Community care facilities for the elderly	9 164	35 726	152 272	391	154	90	49	53	24	14	7	—	—						
62331	Community care facilities for the elderly	9 164	35 726	152 272	391	154	90	49	53	24	14									

**Table 2. The State—Employees, Payroll, and Establishments by Industry: 2000—Con.**

[Excludes most government employees, railroad employees, and self-employed persons. Size class 1 to 4 includes establishments with payroll, but no employees, during mid-March pay period. (D) denotes figures withheld to avoid disclosing data for individual companies; the data are included in broader industry totals. For explanation of terms, abbreviations, and data reliability/comparability, see introductory text.]

NAICS code	Industry	Number of employees for week including March 12	Payroll (\$1,000)		Total number of establishments	Number of establishments by employment-size class											
			First quarter	Annual		1 to 4	5 to 9	10 to 19	20 to 49	50 to 99	100 to 249	250 to 499	500 to 999	1,000 or more			
<b>62</b>	<b>Health care and social assistance— Con.</b>																
624	Social assistance .....	29 065	107 951	450 154	1 748	617	290	416	330	62	28	4	1	—	—	—	—
6241	Individual & family services .....	11 913	52 191	219 868	718	313	136	127	95	29	14	3	1	—	—	—	—
62411	Child & youth services .....	3 105	15 721	64 645	153	54	30	34	20	10	3	2	—	—	—	—	—
624110	Child & youth services .....	3 105	15 721	64 645	153	54	30	34	20	10	3	2	—	—	—	—	—
62412	Services for elderly & disabled persons ...	3 994	12 955	54 990	194	79	34	40	28	6	6	—	1	—	—	—	—
624120	Services for elderly & disabled persons ...	3 994	12 955	54 990	194	79	34	40	28	6	6	—	1	—	—	—	—
62419	Other individual & family services .....	4 814	23 515	100 233	371	180	72	53	47	13	5	1	—	—	—	—	—
624190	Other individual & family services .....	4 814	23 515	100 233	371	180	72	53	47	13	5	1	—	—	—	—	—
6242	Community, emergency & other relief services .....	2 642	12 156	51 322	161	56	25	37	33	8	2	—	—	—	—	—	—
62421	Community food services .....	(F)	(D)	(D)	52	25	6	11	6	4	—	—	—	—	—	—	—
624210	Community food services .....	(F)	(D)	(D)	52	25	6	11	6	4	—	—	—	—	—	—	—
62422	Community housing services .....	1 747	7 886	33 654	102	28	18	25	26	4	1	—	—	—	—	—	—
624221	Temporary shelters .....	1 273	5 046	21 103	69	15	11	19	20	4	—	—	—	—	—	—	—
624229	Other community housing services .....	474	2 840	12 551	33	13	7	6	6	—	—	—	—	—	—	—	—
62423	Emergency & other relief services .....	(C)	(D)	(D)	7	3	1	1	1	—	—	—	—	—	—	—	—
624230	Emergency & other relief services .....	(C)	(D)	(D)	7	3	1	1	1	—	—	—	—	—	—	—	—
6243	Vocational rehabilitation services .....	4 122	13 246	57 142	123	35	18	26	20	14	9	1	—	—	—	—	—
62431	Vocational rehabilitation services .....	4 122	13 246	57 142	123	35	18	26	20	14	9	1	—	—	—	—	—
624310	Vocational rehabilitation services .....	4 122	13 246	57 142	123	35	18	26	20	14	9	1	—	—	—	—	—
6244	Child day care services .....	10 388	30 358	121 822	746	213	111	226	182	11	3	—	—	—	—	—	—
62441	Child day care services .....	10 388	30 358	121 822	746	213	111	226	182	11	3	—	—	—	—	—	—
624410	Child day care services .....	10 388	30 358	121 822	746	213	111	226	182	11	3	—	—	—	—	—	—
<b>71</b>	<b>Arts, entertainment &amp; recreation .....</b>	<b>34 394</b>	<b>193 055</b>	<b>847 448</b>	<b>1 421</b>	<b>646</b>	<b>216</b>	<b>179</b>	<b>197</b>	<b>113</b>	<b>52</b>	<b>12</b>	<b>6</b>	<b>—</b>	<b>—</b>	<b>—</b>	<b>—</b>
711	Performing arts, spectator sports & related industries .....	6 221	80 525	376 952	428	281	70	24	29	12	7	4	1	—	—	—	—
7111	Performing arts companies .....	1 444	7 681	27 662	122	79	17	6	12	4	—	—	—	—	—	—	—
71111	Theater companies & dinner theaters .....	892	3 125	11 616	56	28	11	4	9	1	3	—	—	—	—	—	—
711110	Theater companies & dinner theaters ...	892	3 125	11 616	56	28	11	4	9	1	3	—	—	—	—	—	—
71112	Dance companies .....	(B)	(D)	(D)	5	3	—	1	—	1	—	—	—	—	—	—	—
711120	Dance companies .....	(B)	(D)	(D)	5	3	—	1	—	1	—	—	—	—	—	—	—
71113	Musical groups & artists .....	367	2 431	9 320	53	42	6	—	3	1	—	—	—	—	—	—	—
711130	Musical groups & artists .....	367	2 431	9 320	53	42	6	—	3	1	—	—	—	—	—	—	—
71119	Other performing arts companies .....	(C)	(D)	(D)	8	6	—	1	—	1	—	—	—	—	—	—	—
711190	Other performing arts companies .....	(C)	(D)	(D)	8	6	—	1	—	1	—	—	—	—	—	—	—
7112	Spectator sports .....	2 166	63 314	305 666	67	36	12	6	3	4	3	3	—	—	—	—	—
71121	Spectator sports .....	2 166	63 314	305 666	67	36	12	6	3	4	3	3	—	—	—	—	—
711211	Sports teams and clubs .....	821	58 066	284 780	11	3	—	3	1	1	2	1	—	—	—	—	—
711212	Racetracks .....	1 229	4 667	18 101	19	6	4	1	2	3	1	2	—	—	—	—	—
711219	Other spectator sports .....	116	581	2 785	37	27	8	2	—	—	—	—	—	—	—	—	—
7113	Promoters of entertainment events .....	2 055	5 879	26 754	79	37	21	7	9	3	—	1	1	—	—	—	—
71131	Promoters of entertainment events with facility .....	1 426	3 532	15 725	18	7	4	—	5	—	—	1	1	—	—	—	—
711310	Promoters of entertainment events with facility .....	1 426	3 532	15 725	18	7	4	—	5	—	—	1	1	—	—	—	—
71132	Promoters of entertainment events without facility .....	629	2 347	11 029	61	30	17	7	4	3	—	—	—	—	—	—	—
711320	Promoters of entertainment events without facility .....	629	2 347	11 029	61	30	17	7	4	3	—	—	—	—	—	—	—
7114	Agents, managers for artists & other public figures .....	114	478	3 789	31	23	6	—	2	—	—	—	—	—	—	—	—
71141	Agents, managers for artists & other public figures .....	114	478	3 789	31	23	6	—	2	—	—	—	—	—	—	—	—
711410	Agents, managers for artists & other public figures .....	114	478	3 789	31	23	6	—	2	—	—	—	—	—	—	—	—
7115	Independent artists, writers & performers ...	442	3 173	13 081	129	106	14	5	3	1	—	—	—	—	—	—	—
71151	Independent artists, writers & performers ...	442	3 173	13 081	129	106	14	5	3	1	—	—	—	—	—	—	—
711510	Independent artists, writers & performers .....	442	3 173	13 081	129	106	14	5	3	1	—	—	—	—	—	—	—
712	Museums, historical sites & like institutions ...	1 568	7 716	32 937	93	51	15	11	8	3	4	1	—	—	—	—	—
7121	Museums, historical sites & like institutions ...	1 568	7 716	32 937	93	51	15	11	8	3	4	1	—	—	—	—	—
71211	Museums .....	928	4 699	19 958	64	37	12	7	2	2	4	—	—	—	—	—	—
712110	Museums .....	928	4 699	19 958	64	37	12	7	2	2	4	—	—	—	—	—	—
71212	Historical sites .....	26	72	315	8	6	1	1	—	—	—	—	—	—	—	—	—
712120	Historical sites .....	26	72	315	8	6	1	1	—	—	—	—	—	—	—	—	—
71213	Zoos & botanical gardens .....	434	2 146	9 270	10	3	2	2	1	1	—	1	—	—	—	—	—
712130	Zoos & botanical gardens .....	434	2 146	9 270	10	3	2	2	1	1	—	1	—	—	—	—	—
71219	Nature parks & other similar institutions ...	180	799	3 394	11	5	—	1	5	—	—	—	—	—	—	—	—
712190	Nature parks & other similar institutions ...	180	799	3 394	11	5	—	1	5	—	—	—	—	—	—	—	—
713	Amusement, gambling & recreation industries ...	26 605	104 814	437 559	900	314	131	144	160	98	41	7	5	—	—	—	—
7131	Amusement parks & arcades .....	1 246	3 697	14 373	34	17	5	3	1	4	2	2	—	—	—	—	—
71311	Amusement & theme parks .....	580	1 193	5 153	10	5	1	1	—	1	1	1	—	—	—	—	—
713110	Amusement & theme parks .....	580	1 193	5 153	10	5	1	1	—	1	1	1	—	—	—	—	—
71312	Amusement arcades .....	666	2 504	9 220	24	12	4	2	1	3	1	1	—	—	—	—	—
713120	Amusement arcades .....	666	2 504	9 220	24	12	4	2	1	3	1	1	—	—	—	—	—
7132	Gambling industries .....	5 249	30 221	122 705	33	15	1	5	2	—	2	3	5	—	—	—	—
71321	Casinos (except hotel casinos) .....	3 140	18 128	75 663	7	—	—	—	—	—	1	2	3	—	—	—	—
713210	Casinos (except hotel casinos) .....	3 140	18 128	75 663	7	—	—	—	—	—	1	2	3	—	—	—	—
71329	Other gambling industries .....	2 109	12 093	47 042	26	15	—	5	2	—	1	1	2	—	—	—	—
713290	Other gambling industries .....	2 109	12 093	47 042	26	15	—	5	2	—	1	1	2	—	—	—	—
7139	Other amusement & recreation industries ...	20 110	70 896	300 481	833	282	125	136	157	94	37	2	—	—	—	—	—
71391	Golf courses & country clubs .....	8 142	35 308	147 512	188	29	16	24	57	40	22	—	—	—	—	—	—
713910	Golf courses & country clubs .....	8 142	35 308	147 512	188	29	16	24	57	40	22	—	—	—	—	—	—
71392	Skiing facilities .....	(E)	(D)	(D)	4	2	1	—	—	—	—	1	—	—	—	—	—
713920	Skiing facilities .....	(E)	(D)	(D)													

**Table 2. The State—Employees, Payroll, and Establishments by Industry: 2000—Con.**

[Excludes most government employees, railroad employees, and self-employed persons. Size class 1 to 4 includes establishments with payroll, but no employees, during mid-March pay period. (D) denotes figures withheld to avoid disclosing data for individual companies; the data are included in broader industry totals. For explanation of terms, abbreviations, and data reliability/comparability, see introductory text]

NAICS code	Industry	Number of employees for week including March 12	Payroll (\$1,000)		Total number of establishments	Number of establishments by employment-size class											
			First quarter	Annual		1 to 4	5 to 9	10 to 19	20 to 49	50 to 99	100 to 249	250 to 499	500 to 999	1,000 or more			
<b>71</b>	<b>Arts, entertainment &amp; recreation—Con.</b>																
713	Amusement, gambling & recreation industries—Con.																
7139	Other amusement & recreation industries—Con.																
71395	Bowling centers .....	1 573	3 624	14 628	61	8	2	14	30	7	—	—	—	—	—	—	—
713950	Bowling centers .....	1 573	3 624	14 628	61	8	2	14	30	7	—	—	—	—	—	—	—
71399	All other amusement & recreation industries .....	2 108	7 602	34 443	215	102	39	50	17	5	2	—	—	—	—	—	—
713990	All other amusement & recreation industries .....	2 108	7 602	34 443	215	102	39	50	17	5	2	—	—	—	—	—	—
<b>72</b>	<b>Accommodation &amp; food services .....</b>	<b>202 756</b>	<b>613 388</b>	<b>2 477 076</b>	<b>9 283</b>	<b>2 704</b>	<b>1 520</b>	<b>1 914</b>	<b>2 308</b>	<b>609</b>	<b>182</b>	<b>25</b>	<b>15</b>	<b>6</b>			
721	Accommodation .....	46 009	203 845	812 071	1 220	442	164	225	240	61	53	16	13	6			
7211	Traveler accommodation .....	42 914	191 170	760 799	986	318	111	204	209	59	51	16	12	6			
72111	Hotels (exc casino hotels) & motels .....	40 881	182 216	725 640	915	272	104	194	205	58	51	15	10	6			
721110	Hotels (exc casino hotels) & motels .....	40 881	182 216	725 640	915	272	104	194	205	58	51	15	10	6			
72112	Casino hotels .....	1 583	7 656	29 307	3	—	—	—	—	—	—	1	2	—			
721120	Casino hotels .....	1 583	7 656	29 307	3	—	—	—	—	—	—	1	2	—			
72119	Other traveler accommodation .....	450	1 298	5 852	68	46	7	10	4	1	—	—	—	—			
721191	Bed & breakfast inns .....	300	764	3 430	55	40	6	8	—	1	—	—	—	—			
721199	All other traveler accommodation .....	150	534	2 422	13	6	1	2	4	—	—	—	—	—			
7212	RV parks & recreational camps .....	2 853	11 899	48 083	208	114	47	16	26	2	2	—	1	—			
72121	RV parks & recreational camps .....	2 853	11 899	48 083	208	114	47	16	26	2	2	—	1	—			
721211	RV parks & campgrounds .....	1 387	4 754	18 707	157	88	38	9	19	2	1	—	—	—			
721214	Recreational, vacation camps (exc campgrounds) .....	1 466	7 145	29 376	51	26	9	7	7	—	1	—	1	—			
7213	Rooming & boarding houses .....	242	776	3 189	26	10	6	5	5	—	—	—	—	—			
72131	Rooming & boarding houses .....	242	776	3 189	26	10	6	5	5	—	—	—	—	—			
721310	Rooming & boarding houses .....	242	776	3 189	26	10	6	5	5	—	—	—	—	—			
722	Food services & drinking places .....	156 747	409 543	1 665 005	8 063	2 262	1 356	1 689	2 068	548	129	9	2	—			
7221	Full-service restaurants .....	78 822	222 913	891 706	3 234	841	478	604	824	381	105	1	—	—			
72211	Full-service restaurants .....	78 822	222 913	891 706	3 234	841	478	604	824	381	105	1	—	—			
722110	Full-service restaurants .....	78 822	222 913	891 706	3 234	841	478	604	824	381	105	1	—	—			
7222	Limited-service eating places .....	62 656	146 895	600 007	3 600	856	571	896	1 132	125	15	5	—	—			
72221	Limited-service eating places .....	62 656	146 895	600 007	3 600	856	571	896	1 132	125	15	5	—	—			
722211	Limited-service restaurants .....	55 940	130 682	532 744	2 990	616	447	745	1 049	117	11	5	—	—			
722212	Cafeterias .....	1 430	4 445	18 837	63	15	8	13	20	6	1	—	—	—			
722213	Snack & nonalcoholic beverage bars .....	5 286	11 768	48 426	547	225	116	138	63	2	3	—	—	—			
7223	Special food services .....	8 047	24 160	109 650	419	157	98	72	55	27	5	3	2	—			
72231	Food service contractors .....	6 804	20 866	94 667	273	83	64	50	43	23	5	3	2	—			
722310	Food service contractors .....	6 804	20 866	94 667	273	83	64	50	43	23	5	3	2	—			
72232	Caterers .....	968	2 577	11 798	99	44	24	18	10	3	—	—	—	—			
722320	Caterers .....	968	2 577	11 798	99	44	24	18	10	3	—	—	—	—			
72233	Mobile food services .....	275	717	3 185	47	30	10	4	2	1	—	—	—	—			
722330	Mobile food services .....	275	717	3 185	47	30	10	4	2	1	—	—	—	—			
7224	Drinking places (alcoholic beverages) .....	7 222	15 575	63 642	810	408	209	117	57	15	4	—	—	—			
72241	Drinking places (alcoholic beverages) .....	7 222	15 575	63 642	810	408	209	117	57	15	4	—	—	—			
722410	Drinking places (alcoholic beverages) ..	7 222	15 575	63 642	810	408	209	117	57	15	4	—	—	—			
<b>81</b>	<b>Other services (except public administration) .....</b>	<b>78 730</b>	<b>381 699</b>	<b>1 587 101</b>	<b>10 115</b>	<b>5 868</b>	<b>2 247</b>	<b>1 227</b>	<b>580</b>	<b>127</b>	<b>60</b>	<b>4</b>	<b>2</b>	<b>—</b>			
811	Repair & maintenance .....	26 558	163 400	679 224	4 014	2 393	946	441	190	29	13	1	1	—			
8111	Automotive repair & maintenance .....	19 113	106 374	449 849	2 878	1 646	738	334	134	17	7	1	1	—			
81111	Automotive mechanical & electrical R&M ..	8 811	54 505	232 243	1 782	1 086	478	181	32	2	2	—	—	—			
811111	General automotive repair .....	7 232	44 978	191 191	1 443	879	382	151	27	2	—	—	—	—			
811112	Automotive exhaust system repair .....	188	1 233	5 288	59	41	18	—	—	—	—	—	—	—			
811113	Automotive transmission repair .....	606	3 643	15 627	119	64	42	11	2	—	—	—	—	—			
811118	Other automotive mechanical & electrical R&M .....	785	4 651	20 137	161	102	37	19	3	—	—	—	—	—			
81112	Automotive body, paint, interior & glass repair .....	5 112	34 199	147 632	617	326	143	105	39	1	2	—	1	—			
811121	Automotive body, paint & interior R&M ..	4 099	26 848	115 803	477	244	108	95	27	1	1	—	1	—			
811122	Automotive glass replacement shops .....	1 013	7 351	31 829	140	82	35	10	12	—	1	—	—	—			
81119	Other automotive R&M .....	5 190	17 670	69 974	479	234	116	48	63	14	3	1	—	—			
811191	Automotive oil change & lubrication shops .....	881	3 545	14 230	126	48	55	14	8	1	—	—	—	—			
811192	Car washes .....	3 308	9 892	39 062	275	142	50	30	39	11	3	—	—	—			
811198	All other automotive R&M .....	1 001	4 233	16 682	78	44	11	4	16	2	—	1	—	—			
8112	Electronic & precision equipment R&M .....	2 206	20 909	77 640	270	164	50	31	16	7	2	—	—	—			
81121	Electronic & precision equipment R&M .....	2 206	20 909	77 640	270	164	50	31	16	7	2	—	—	—			
811211	Consumer electronics R&M .....	534	4 253	17 497	79	56	14	5	1	2	1	—	—	—			
811212	Computer & office machine R&M .....	1 044	10 556	35 957	112	64	21	13	9	4	1	—	—	—			
811213	Communication equipment R&M .....	218	2 370	8 587	30	16	4	9	1	—	—	—	—	—			
811219	Other electronic & precision equipment R&M .....	410	3 730	15 599	49	28	11	4	5	1	—	—	—	—			
8113	Commercial equipment (exc auto & elec) R&M .....	2 839	22 185	92 847	368	225	73	38	27	2	3	—	—	—			
81131	Commercial equipment (exc auto & elec) R&M .....	2 839	22 185	92 847	368	225	73	38	27	2	3	—	—	—			
811310	Commercial equipment (exc auto & elec) R&M .....	2 839	22 185	92 847	368	225	73	38	27	2	3	—	—	—			
8114	Personal & household goods R&M .....	2 400	13 932	58 888	498	358	85	38	13	3	1	—	—	—			
81141	Home, garden equipment & appliance R&M .....	1 163	7 963	35 014	175	110	38	18	6	2	1	—	—	—			
811411	Home & garden equipment R&M .....	198	1 257	5 536	48	32	10	6	—	—	—	—	—	—			
811412	Appliance repair & maintenance .....	965	6 706	29 478	127	78	28	12	6	2	1	—	—	—			
81142	Reupholstery & furniture repair .....	(F)	(D)	(D)	106	73	20	8	4	1	—	—	—	—			
811420	Reupholstery & furniture repair .....	(F)	(D)	(D)	106	73	20	8	4	1	—	—	—	—			
81143	Footwear & leather goods repair .....	(B)	(D)	(D)	28	27	1	—	—	—	—	—	—	—			
811430	Footwear & leather goods repair .....	(B)	(D)	(D)	28	27	1	—	—	—	—	—	—	—			

**Table 2. The State—Employees, Payroll, and Establishments by Industry: 2000—Con.**

[Excludes most government employees, railroad employees, and self-employed persons. Size class 1 to 4 includes establishments with payroll, but no employees, during mid-March pay period. (D) denotes figures withheld to avoid disclosing data for individual companies; the data are included in broader industry totals. For explanation of terms, abbreviations, and data reliability/comparability, see introductory text.]

NAICS code	Industry	Number of employees for week including March 12	Payroll (\$1,000)		Total number of establishments	Number of establishments by employment-size class										
			First quarter	Annual		1 to 4	5 to 9	10 to 19	20 to 49	50 to 99	100 to 249	250 to 499	500 to 999	1,000 or more		
<b>81</b>	<b>Other services (except public administration)—Con.</b>															
811	Repair & maintenance—Con.															
8114	Personal & household goods R&M—Con.															
81149	Other personal & household goods R&M . . . . .	658	3 198	13 149	189	148	26	12	3	—	—	—	—	—	—	—
811490	Other personal & household goods R&M . . . . .	658	3 198	13 149	189	148	26	12	3	—	—	—	—	—	—	—
812	Personal & laundry services . . . . .	21 085	86 248	352 942	2 894	1 661	647	407	135	27	15	2	—	—	—	—
8121	Personal care services . . . . .	9 278	36 162	146 544	1 553	906	366	223	48	8	1	1	—	—	—	—
81211	Hair, nail & skin care services . . . . .	8 110	32 650	130 899	1 358	771	331	206	43	6	—	1	—	—	—	—
812111	Barber shops . . . . .	227	985	4 146	71	53	16	2	—	—	—	—	—	—	—	—
812112	Beauty salons . . . . .	7 654	30 892	123 702	1 198	643	306	199	43	6	—	1	—	—	—	—
812113	Nail salons . . . . .	229	773	3 051	89	75	9	5	—	—	—	—	—	—	—	—
81219	Other personal care services . . . . .	1 168	3 512	15 645	195	135	35	17	5	2	1	—	—	—	—	—
812191	Diet & weight reducing centers . . . . .	(E)	(D)	(D)	46	29	11	5	—	—	—	1	—	—	—	—
812199	Other personal care services . . . . .	(F)	(D)	(D)	149	106	24	12	5	2	—	—	—	—	—	—
8122	Death care services . . . . .	2 015	10 231	42 933	170	63	54	30	16	5	2	—	—	—	—	—
81221	Funeral homes . . . . .	1 069	6 087	25 210	124	42	46	26	9	1	—	—	—	—	—	—
812210	Funeral homes . . . . .	1 069	6 087	25 210	124	42	46	26	9	1	—	—	—	—	—	—
81222	Cemeteries & crematories . . . . .	946	4 144	17 723	46	21	8	4	7	4	2	—	—	—	—	—
812220	Cemeteries & crematories . . . . .	946	4 144	17 723	46	21	8	4	7	4	2	—	—	—	—	—
8123	Drycleaning & laundry services . . . . .	6 252	26 405	108 515	557	241	137	112	47	12	8	—	—	—	—	—
81231	Coin-operated laundries & drycleaners . . . . .	750	2 301	9 841	162	102	45	12	3	—	—	—	—	—	—	—
812310	Coin-operated laundries & drycleaners . . . . .	750	2 301	9 841	162	102	45	12	3	—	—	—	—	—	—	—
81232	Drycleaning & laundry services (exc coin-op) . . . . .	3 334	11 280	44 966	351	129	88	95	35	4	—	—	—	—	—	—
812320	Drycleaning & laundry services (exc coin-op) . . . . .	3 334	11 280	44 966	351	129	88	95	35	4	—	—	—	—	—	—
81233	Linen & uniform supply . . . . .	2 168	12 824	53 708	44	10	4	5	9	8	8	—	—	—	—	—
812331	Linen supply . . . . .	1 204	6 701	27 578	23	7	—	3	4	5	4	—	—	—	—	—
812332	Industrial launderers . . . . .	964	6 123	26 130	21	3	4	2	5	3	4	—	—	—	—	—
8129	Other personal services . . . . .	3 540	13 450	54 950	614	451	90	42	24	2	4	1	—	—	—	—
81291	Pet care (except veterinary) services . . . . .	406	1 324	6 056	145	113	28	4	—	—	—	—	—	—	—	—
812910	Pet care (except veterinary) services . . . . .	406	1 324	6 056	145	113	28	4	—	—	—	—	—	—	—	—
81292	Photofinishing . . . . .	1 028	4 990	20 253	90	54	18	7	7	1	3	—	—	—	—	—
812921	Photofinishing laboratories (except one-hour) . . . . .	857	4 330	17 571	55	31	11	2	7	1	3	—	—	—	—	—
812922	One-hour photofinishing . . . . .	171	660	2 682	35	23	7	5	—	—	—	—	—	—	—	—
81293	Parking lots & garages . . . . .	710	2 992	9 177	107	63	21	14	8	1	—	—	—	—	—	—
812930	Parking lots & garages . . . . .	710	2 992	9 177	107	63	21	14	8	1	—	—	—	—	—	—
81299	All other personal services . . . . .	1 396	4 144	19 464	272	221	23	17	9	—	1	1	—	—	—	—
812990	All other personal services . . . . .	1 396	4 144	19 464	272	221	23	17	9	—	1	1	—	—	—	—
813	Religious, grantmaking, civic, prof & like organizations . . . . .	31 087	132 051	554 935	3 207	1 814	654	379	255	71	32	1	1	—	—	—
8131	Religious organizations . . . . .	17 477	58 431	235 735	1 713	910	370	215	152	47	19	—	—	—	—	—
81311	Religious organizations . . . . .	17 477	58 431	235 735	1 713	910	370	215	152	47	19	—	—	—	—	—
813110	Religious organizations . . . . .	17 477	58 431	235 735	1 713	910	370	215	152	47	19	—	—	—	—	—
8132	Grantmaking & giving services . . . . .	1 639	12 004	51 323	186	119	32	17	10	6	2	—	—	—	—	—
81321	Grantmaking & giving services . . . . .	1 639	12 004	51 323	186	119	32	17	10	6	2	—	—	—	—	—
813211	Grantmaking foundations . . . . .	638	5 027	22 208	92	67	12	7	3	2	1	—	—	—	—	—
813212	Voluntary health organizations . . . . .	(F)	(D)	(D)	66	35	15	8	5	2	1	—	—	—	—	—
813219	Other grantmaking & giving services . . . . .	(E)	(D)	(D)	28	17	5	2	2	2	—	—	—	—	—	—
8133	Social advocacy organizations . . . . .	1 751	9 849	44 495	143	82	31	17	6	4	2	1	—	—	—	—
81331	Social advocacy organizations . . . . .	1 751	9 849	44 495	143	82	31	17	6	4	2	1	—	—	—	—
813311	Human rights organizations . . . . .	319	1 703	7 385	25	13	7	3	1	—	—	—	—	—	—	—
813312	Environment & wildlife organizations . . . . .	672	4 045	17 387	70	42	14	9	2	2	1	—	—	—	—	—
813319	Other social advocacy organizations . . . . .	760	4 101	19 723	48	27	10	5	3	2	—	—	—	—	—	—
8134	Civic & social organizations . . . . .	3 069	10 917	45 865	381	184	101	60	33	2	1	—	—	—	—	—
81341	Civic & social organizations . . . . .	3 069	10 917	45 865	381	184	101	60	33	2	1	—	—	—	—	—
813410	Civic & social organizations . . . . .	3 069	10 917	45 865	381	184	101	60	33	2	1	—	—	—	—	—
8139	Business, labor, political, like organizations . . . . .	7 151	40 850	177 517	784	519	120	70	54	12	8	—	—	—	—	—
81391	Business associations . . . . .	2 339	14 592	72 328	204	127	39	24	10	2	1	—	—	—	—	—
813910	Business associations . . . . .	2 339	14 592	72 328	204	127	39	24	10	2	1	—	—	—	—	—
81392	Professional organizations . . . . .	793	7 444	29 830	97	68	10	8	8	3	—	—	—	—	—	—
813920	Professional organizations . . . . .	793	7 444	29 830	97	68	10	8	8	3	—	—	—	—	—	—
81393	Labor unions & similar labor organizations . . . . .	(G)	(D)	(D)	134	73	33	17	9	1	1	—	—	—	—	—
813930	Labor unions & similar labor organizations . . . . .	(G)	(D)	(D)	134	73	33	17	9	1	1	—	—	—	—	—
81394	Political organizations . . . . .	(C)	(D)	(D)	26	22	3	—	—	—	—	—	—	—	—	—
813940	Political organizations . . . . .	(C)	(D)	(D)	26	22	3	—	—	—	—	—	—	—	—	—
81399	Oth similar organizations (exc business, prof, labor, pol) . . . . .	2 867	12 920	52 745	323	229	35	21	27	5	6	—	—	—	—	—
813990	Oth similar organizations (exc business, prof, labor, pol) . . . . .	2 867	12 920	52 745	323	229	35	21	27	5	6	—	—	—	—	—
<b>95</b>	<b>Auxiliaries (exc corporate, subsidiary &amp; regional mgt) . . . . .</b>	<b>14 541</b>	<b>159 439</b>	<b>614 918</b>	<b>256</b>	<b>93</b>	<b>34</b>	<b>41</b>	<b>36</b>	<b>23</b>	<b>11</b>	<b>13</b>	<b>3</b>	<b>2</b>		
<b>99</b>	<b>Unclassified establishments . . . . .</b>	<b>2 758</b>	<b>9 669</b>	<b>65 783</b>	<b>1 695</b>	<b>1 544</b>	<b>104</b>	<b>34</b>	<b>13</b>							

Note: Employment-size classes are indicated as follows: A—0 to 19; B—20 to 99; C—100 to 249; E—250 to 499; F—500 to 999; G—1,000 to 2,499; H—2,500 to 4,999; I—5,000 to 9,999; J—10,000 to 24,999; K—25,000 to 49,999; L—50,000 to 99,999; M—100,000 or more.

**Table 3. The State—Employees and Annual Payroll by Employment-Size Class: 2000**

[Excludes most government employees, railroad employees, and self-employed persons. Size class 1 to 4 includes establishments with payroll, but no employees, during mid-March pay period. (D) denotes figures withheld to avoid disclosing data for individual companies; the data are included in broader industry totals. For explanation of terms, abbreviations, and data reliability/comparability, see introductory text]

NAICS code	Major group	Total	Employment-size class								
			1 to 4	5 to 9	10 to 19	20 to 49	50 to 99	100 to 249	250 to 499	500 to 999	1,000 or more
	<b>Total number of employees ..</b>	<b>1 919 353</b>	<b>99 151</b>	<b>144 890</b>	<b>204 506</b>	<b>322 763</b>	<b>247 811</b>	<b>311 458</b>	<b>182 050</b>	<b>139 216</b>	<b>267 508</b>
	<b>Total payroll, annual (\$1,000) .....</b>	<b>58 235 779</b>	<b>3 651 319</b>	<b>3 801 863</b>	<b>5 327 762</b>	<b>8 282 523</b>	<b>7 035 375</b>	<b>9 064 380</b>	<b>5 481 642</b>	<b>4 399 261</b>	<b>11 191 654</b>
<b>11</b>	<b>FORESTRY, FISHING, HUNTING, AND AGRICULTURE SUPPORT</b>										
	<b>Number of employees .....</b>	<b>1 931</b>	<b>181</b>	<b>271</b>	<b>(D)</b>	<b>531</b>	<b>(D)</b>	<b>(D)</b>	<b>-</b>	<b>-</b>	<b>-</b>
	<b>Payroll, annual (\$1,000) .....</b>	<b>41 659</b>	<b>6 152</b>	<b>6 232</b>	<b>(D)</b>	<b>12 009</b>	<b>(D)</b>	<b>(D)</b>	<b>-</b>	<b>-</b>	<b>-</b>
113	Forestry and logging										
	Number of employees .....	(C)	(D)	(D)	(D)	(D)	-	-	-	-	-
	Payroll, annual (\$1,000) .....	(D)	(D)	(D)	(D)	(D)	-	-	-	-	-
114	Fishing, hunting & trapping										
	Number of employees .....	(B)	(D)	(D)	-	(D)	-	-	-	-	-
	Payroll, annual (\$1,000) .....	(D)	(D)	(D)	-	(D)	-	-	-	-	-
115	Agriculture & forestry support activities										
	Number of employees .....	1 704	(D)	(D)	(D)	(D)	(D)	(D)	-	-	-
	Payroll, annual (\$1,000) .....	36 684	(D)	(D)	(D)	(D)	(D)	(D)	-	-	-
<b>21</b>	<b>MINING</b>										
	<b>Number of employees .....</b>	<b>9 956</b>	<b>(D)</b>	<b>(D)</b>	<b>(D)</b>	<b>(D)</b>	<b>(D)</b>	<b>(D)</b>	<b>1 760</b>	<b>(D)</b>	<b>(D)</b>
	<b>Payroll, annual (\$1,000) .....</b>	<b>418 504</b>	<b>(D)</b>	<b>(D)</b>	<b>(D)</b>	<b>(D)</b>	<b>(D)</b>	<b>(D)</b>	<b>88 281</b>	<b>(D)</b>	<b>(D)</b>
211	Oil & gas extraction										
	Number of employees .....	77	(D)	(D)	(D)	(D)	-	-	-	-	-
	Payroll, annual (\$1,000) .....	2 884	(D)	(D)	(D)	(D)	-	-	-	-	-
212	Mining (except oil & gas)										
	Number of employees .....	9 536	(D)	(D)	(D)	(D)	(D)	(D)	1 760	(D)	(D)
	Payroll, annual (\$1,000) .....	404 680	(D)	(D)	(D)	(D)	(D)	(D)	88 281	(D)	(D)
213	Mining support activities										
	Number of employees .....	343	(D)	(D)	(D)	(D)	-	(D)	-	-	-
	Payroll, annual (\$1,000) .....	10 940	(D)	(D)	(D)	(D)	-	(D)	-	-	-
<b>22</b>	<b>UTILITIES</b>										
	<b>Number of employees .....</b>	<b>9 923</b>	<b>(D)</b>	<b>334</b>	<b>493</b>	<b>(D)</b>	<b>973</b>	<b>(D)</b>	<b>1 094</b>	<b>-</b>	<b>(D)</b>
	<b>Payroll, annual (\$1,000) .....</b>	<b>605 794</b>	<b>(D)</b>	<b>13 387</b>	<b>19 422</b>	<b>(D)</b>	<b>52 424</b>	<b>(D)</b>	<b>65 103</b>	<b>-</b>	<b>(D)</b>
221	Utilities										
	Number of employees .....	9 923	(D)	334	493	(D)	973	(D)	1 094	-	(D)
	Payroll, annual (\$1,000) .....	605 794	(D)	13 387	19 422	(D)	52 424	(D)	65 103	-	(D)
<b>23</b>	<b>CONSTRUCTION</b>										
	<b>Number of employees .....</b>	<b>167 401</b>	<b>10 977</b>	<b>15 549</b>	<b>21 624</b>	<b>33 951</b>	<b>25 999</b>	<b>26 814</b>	<b>15 847</b>	<b>10 001</b>	<b>6 639</b>
	<b>Payroll, annual (\$1,000) .....</b>	<b>5 214 799</b>	<b>374 982</b>	<b>387 727</b>	<b>575 954</b>	<b>1 046 530</b>	<b>845 487</b>	<b>881 503</b>	<b>540 744</b>	<b>327 710</b>	<b>234 162</b>
233	Building, developing & general contracting										
	Number of employees .....	32 630	3 570	4 333	5 559	7 742	4 860	3 519	(D)	(D)	(D)
	Payroll, annual (\$1,000) .....	1 237 391	144 183	122 900	167 148	298 549	201 499	152 476	(D)	(D)	(D)
234	Heavy construction										
	Number of employees .....	20 218	310	551	1 381	3 373	3 198	4 283	(D)	(D)	(D)
	Payroll, annual (\$1,000) .....	691 650	19 205	14 912	40 402	110 369	117 233	156 317	(D)	(D)	(D)
235	Special trade contractors										
	Number of employees .....	114 553	7 097	10 665	14 684	22 836	17 941	19 012	11 466	(D)	(D)
	Payroll, annual (\$1,000) .....	3 285 758	211 594	249 915	368 404	637 612	526 755	572 710	347 931	(D)	(D)
<b>31-33</b>	<b>MANUFACTURING</b>										
	<b>Number of employees .....</b>	<b>200 859</b>	<b>3 357</b>	<b>5 569</b>	<b>10 748</b>	<b>22 690</b>	<b>24 447</b>	<b>33 610</b>	<b>19 300</b>	<b>16 076</b>	<b>65 062</b>
	<b>Payroll, annual (\$1,000) .....</b>	<b>8 621 913</b>	<b>122 937</b>	<b>142 459</b>	<b>315 390</b>	<b>694 526</b>	<b>807 327</b>	<b>1 282 964</b>	<b>658 820</b>	<b>628 479</b>	<b>3 969 011</b>
311	Food mfg										
	Number of employees .....	8 552	194	181	(D)	(D)	1 337	1 540	1 821	(D)	(D)
	Payroll, annual (\$1,000) .....	228 629	4 391	3 218	(D)	(D)	32 024	57 359	52 880	(D)	(D)
312	Beverage & tobacco product mfg										
	Number of employees .....	1 848	24	38	70	258	289	(D)	(D)	-	-
	Payroll, annual (\$1,000) .....	55 625	441	542	1 741	6 754	7 372	(D)	(D)	-	-
313	Textile mills										
	Number of employees .....	702	(D)	35	(D)	-	(D)	-	-	(D)	-
	Payroll, annual (\$1,000) .....	10 369	(D)	645	(D)	-	(D)	-	-	(D)	-
314	Textile product mills										
	Number of employees .....	1 035	(D)	(D)	(D)	254	280	(D)	-	-	-
	Payroll, annual (\$1,000) .....	22 045	(D)	(D)	(D)	5 802	4 797	(D)	-	-	-
315	Apparel manufacturing										
	Number of employees .....	1 131	(D)	135	(D)	(D)	(D)	(D)	-	-	-
	Payroll, annual (\$1,000) .....	22 143	(D)	2 666	(D)	(D)	(D)	(D)	-	-	-
316	Leather & allied product mfg										
	Number of employees .....	172	(D)	(D)	(D)	-	(D)	-	-	-	-
	Payroll, annual (\$1,000) .....	3 364	(D)	(D)	(D)	-	(D)	-	-	-	-
321	Wood product mfg										
	Number of employees .....	9 623	(D)	153	444	1 353	2 032	2 047	(D)	(D)	-
	Payroll, annual (\$1,000) .....	237 220	(D)	3 377	10 454	32 787	47 475	55 829	(D)	(D)	-
322	Paper mfg										
	Number of employees .....	3 008	9	-	(D)	(D)	997	691	(D)	(D)	-
	Payroll, annual (\$1,000) .....	115 979	178	-	(D)	(D)	35 246	25 875	(D)	(D)	-

See footnotes at end of table.



**Table 3. The State—Employees and Annual Payroll by Employment-Size Class: 2000—Con.**

[Excludes most government employees, railroad employees, and self-employed persons. Size class 1 to 4 includes establishments with payroll, but no employees, during mid-March pay period. (D) denotes figures withheld to avoid disclosing data for individual companies; the data are included in broader industry totals. For explanation of terms, abbreviations, and data reliability/comparability, see introductory text]

NAICS code	Major group	Employment-size class									
		Total	1 to 4	5 to 9	10 to 19	20 to 49	50 to 99	100 to 249	250 to 499	500 to 999	1,000 or more
<b>31-33</b>	<b>MANUFACTURING—Con.</b>										
323	Printing & related support activities										
	Number of employees	8 367	519	903	1 413	2 617	1 469	(D)	(D)	—	—
	Payroll, annual (\$1,000)	253 089	14 505	21 343	38 435	80 610	47 305	(D)	(D)	—	—
324	Petroleum & coal products mfg										
	Number of employees	243	(D)	75	(D)	(D)	(D)	—	—	—	—
	Payroll, annual (\$1,000)	13 363	(D)	3 617	(D)	(D)	(D)	—	—	—	—
325	Chemical mfg										
	Number of employees	6 568	(D)	244	391	809	551	980	1 273	(D)	(D)
	Payroll, annual (\$1,000)	220 520	(D)	6 523	15 457	29 971	17 355	33 366	52 539	(D)	(D)
326	Plastics & rubber products mfg										
	Number of employees	9 142	134	185	578	1 679	2 177	2 467	(D)	—	(D)
	Payroll, annual (\$1,000)	277 241	5 406	4 880	16 569	47 102	67 021	79 802	(D)	—	(D)
327	Nonmetallic mineral product mfg										
	Number of employees	7 326	153	204	609	2 144	1 826	2 390	—	—	—
	Payroll, annual (\$1,000)	239 503	6 922	3 909	15 654	61 025	59 766	92 227	—	—	—
331	Primary metal mfg										
	Number of employees	5 076	53	88	245	(D)	764	594	1 396	(D)	(D)
	Payroll, annual (\$1,000)	181 326	3 188	2 034	7 265	(D)	25 788	26 108	46 749	(D)	(D)
332	Fabricated metal product mfg										
	Number of employees	22 226	(D)	1 140	2 213	4 380	3 287	5 535	1 626	1 940	(D)
	Payroll, annual (\$1,000)	749 152	(D)	31 775	69 938	147 106	116 220	194 044	47 977	38 583	(D)
333	Machinery mfg										
	Number of employees	9 056	176	334	764	1 477	1 174	2 139	793	2 199	—
	Payroll, annual (\$1,000)	384 583	5 804	11 001	26 630	56 803	51 567	118 519	22 414	91 845	—
334	Computer & electronic product mfg										
	Number of employees	53 116	193	302	604	1 519	3 117	4 684	3 279	3 814	35 604
	Payroll, annual (\$1,000)	3 170 404	19 043	10 951	28 884	57 658	130 961	232 337	148 892	226 527	2 315 151
335	Electrical equip, appliance & component mfg										
	Number of employees	4 035	51	101	269	322	471	695	(D)	—	(D)
	Payroll, annual (\$1,000)	148 241	1 544	2 253	9 504	11 625	18 267	23 228	(D)	—	(D)
336	Transportation equipment mfg										
	Number of employees	31 722	(D)	193	471	1 095	(D)	3 628	2 036	(D)	21 440
	Payroll, annual (\$1,000)	1 751 551	(D)	5 154	14 802	40 813	(D)	137 584	60 269	(D)	1 373 066
337	Furniture & related product mfg										
	Number of employees	8 927	254	433	765	1 452	1 556	1 701	(D)	(D)	—
	Payroll, annual (\$1,000)	210 152	6 662	8 860	18 219	35 059	43 086	37 262	(D)	(D)	—
339	Miscellaneous mfg										
	Number of employees	8 984	(D)	671	(D)	1 286	1 536	2 550	882	(D)	—
	Payroll, annual (\$1,000)	327 414	(D)	17 055	(D)	34 576	44 585	112 614	34 120	(D)	—
<b>42</b>	<b>WHOLESALE TRADE</b>										
	Number of employees	86 222	6 335	8 637	12 746	18 861	11 866	13 065	6 542	(D)	(D)
	Payroll, annual (\$1,000)	3 627 345	280 148	307 837	482 510	748 204	546 231	559 852	280 205	(D)	(D)
421	Wholesale trade, durable goods										
	Number of employees	52 834	4 260	6 094	8 900	12 543	7 272	6 836	3 448	(D)	(D)
	Payroll, annual (\$1,000)	2 353 308	196 430	227 041	352 575	522 599	363 404	349 264	154 162	(D)	(D)
422	Wholesale trade, nondurable goods										
	Number of employees	33 388	2 075	2 543	3 846	6 318	4 594	6 229	3 094	(D)	(D)
	Payroll, annual (\$1,000)	1 274 037	83 718	80 796	129 935	225 605	182 827	210 588	126 043	(D)	(D)
<b>44-45</b>	<b>RETAIL TRADE</b>										
	Number of employees	255 001	13 468	30 060	36 134	45 537	38 669	59 950	25 966	(D)	(D)
	Payroll, annual (\$1,000)	5 693 725	326 036	564 632	696 585	949 992	865 701	1 438 017	660 173	(D)	(D)
441	Motor vehicle & parts dealers										
	Number of employees	39 889	1 126	3 261	5 083	6 807	5 511	10 910	(D)	(D)	—
	Payroll, annual (\$1,000)	1 466 256	38 993	82 337	128 168	193 697	215 510	474 221	(D)	(D)	—
442	Furniture & home furnishing stores										
	Number of employees	10 360	(D)	1 842	2 661	2 926	937	(D)	—	—	—
	Payroll, annual (\$1,000)	266 522	(D)	41 305	63 477	72 945	31 914	(D)	—	—	—
443	Electronics & appliance stores										
	Number of employees	7 635	727	1 362	1 055	1 070	1 428	(D)	(D)	—	—
	Payroll, annual (\$1,000)	197 063	25 631	27 821	35 235	33 808	38 254	(D)	(D)	—	—
444	Bldg material & garden equip & supp dealers										
	Number of employees	19 807	908	2 057	3 198	4 893	2 436	(D)	(D)	—	—
	Payroll, annual (\$1,000)	508 366	29 133	50 890	88 312	138 931	57 600	(D)	(D)	—	—
445	Food & beverage stores										
	Number of employees	48 233	(D)	2 206	2 239	4 921	(D)	21 936	(D)	—	—
	Payroll, annual (\$1,000)	945 037	(D)	30 331	31 813	87 443	(D)	446 547	(D)	—	—
446	Health & personal care stores										
	Number of employees	13 331	(D)	1 757	1 476	6 254	2 726	(D)	—	—	—
	Payroll, annual (\$1,000)	289 304	(D)	35 823	29 984	136 145	53 486	(D)	—	—	—
447	Gasoline stations										
	Number of employees	17 454	699	5 498	6 653	2 793	1 269	542	—	—	—
	Payroll, annual (\$1,000)	276 612	16 807	94 819	101 369	36 703	18 697	8 217	—	—	—
448	Clothing & clothing accessories stores										
	Number of employees	19 864	2 009	5 420	4 861	4 562	(D)	(D)	—	(D)	—
	Payroll, annual (\$1,000)	310 731	38 974	86 849	70 899	60 027	(D)	(D)	—	(D)	—

See footnotes at end of table.

**Table 3. The State—Employees and Annual Payroll by Employment-Size Class: 2000—Con.**

[Excludes most government employees, railroad employees, and self-employed persons. Size class 1 to 4 includes establishments with payroll, but no employees, during mid-March pay period. (D) denotes figures withheld to avoid disclosing data for individual companies; the data are included in broader industry totals. For explanation of terms, abbreviations, and data reliability/comparability, see introductory text]

NAICS code	Major group	Total	Employment-size class								
			1 to 4	5 to 9	10 to 19	20 to 49	50 to 99	100 to 249	250 to 499	500 to 999	1,000 or more
<b>44-45</b>	<b>RETAIL TRADE—Con.</b>										
451	Sporting goods, hobby, book & music stores										
	Number of employees .....	11 001	(D)	1 729	2 774	3 422	(D)	(D)	—	—	—
	Payroll, annual (\$1,000).....	157 093	(D)	25 697	35 447	48 211	(D)	(D)	—	—	—
452	General merchandise stores										
	Number of employees .....	40 782	(D)	311	550	1 292	3 378	16 935	(D)	(D)	—
	Payroll, annual (\$1,000).....	707 382	(D)	3 526	16 961	23 263	48 350	270 496	(D)	(D)	—
453	Miscellaneous store retailers										
	Number of employees .....	18 123	(D)	3 711	4 455	5 221	1 597	(D)	(D)	—	—
	Payroll, annual (\$1,000).....	287 148	(D)	58 634	65 988	80 972	25 339	(D)	(D)	—	—
454	Nonstore retailers										
	Number of employees .....	8 522	(D)	906	1 129	1 376	(D)	1 120	1 027	(D)	(D)
	Payroll, annual (\$1,000).....	282 211	(D)	26 600	28 932	37 847	(D)	36 504	49 954	(D)	(D)
<b>48-49</b>	<b>TRANSPORTATION &amp; WAREHOUSING</b>										
	<b>Number of employees .....</b>	<b>70 337</b>	<b>2 331</b>	<b>2 797</b>	<b>4 097</b>	<b>6 974</b>	<b>6 287</b>	<b>7 704</b>	<b>5 354</b>	<b>5 528</b>	<b>29 265</b>
	<b>Payroll, annual (\$1,000).....</b>	<b>2 359 445</b>	<b>70 285</b>	<b>74 562</b>	<b>113 142</b>	<b>199 078</b>	<b>172 011</b>	<b>234 703</b>	<b>169 167</b>	<b>179 880</b>	<b>1 146 617</b>
481	Air transportation										
	Number of employees .....	17 341	(D)	55	185	318	(D)	(D)	(D)	(D)	(D)
	Payroll, annual (\$1,000).....	765 126	(D)	1 517	5 987	13 090	(D)	(D)	(D)	(D)	(D)
483	Water transportation										
	Number of employees .....	(A)	(D)	(D)	—	—	—	—	—	—	—
	Payroll, annual (\$1,000).....	(D)	(D)	(D)	—	—	—	—	—	—	—
484	Truck transportation										
	Number of employees .....	26 604	1 248	1 422	2 130	3 467	2 507	3 643	(D)	(D)	(D)
	Payroll, annual (\$1,000).....	826 765	36 424	35 110	61 065	104 558	83 593	118 849	(D)	(D)	(D)
485	Transit & ground passenger transportation										
	Number of employees .....	5 987	119	229	(D)	745	1 134	(D)	1 648	(D)	—
	Payroll, annual (\$1,000).....	123 433	2 774	3 605	(D)	10 365	19 345	(D)	33 985	(D)	—
486	Pipeline transportation										
	Number of employees .....	276	(D)	(D)	(D)	(D)	—	—	—	—	—
	Payroll, annual (\$1,000).....	19 625	(D)	(D)	(D)	(D)	—	—	—	—	—
487	Scenic & sightseeing transportation										
	Number of employees .....	(F)	(D)	(D)	(D)	(D)	(D)	—	(D)	—	—
	Payroll, annual (\$1,000).....	(D)	(D)	(D)	(D)	(D)	(D)	—	(D)	—	—
488	Transportation support activities										
	Number of employees .....	7 483	513	758	625	1 192	875	681	1 125	1 714	—
	Payroll, annual (\$1,000).....	258 622	16 050	21 582	15 516	33 093	25 483	16 052	63 514	67 332	—
492	Couriers & messengers										
	Number of employees .....	10 985	223	164	389	(D)	(D)	1 744	(D)	—	(D)
	Payroll, annual (\$1,000).....	325 353	5 733	4 072	10 266	(D)	(D)	48 932	(D)	—	(D)
493	Warehousing & storage										
	Number of employees .....	968	(D)	108	204	261	(D)	(D)	—	—	—
	Payroll, annual (\$1,000).....	26 628	(D)	5 836	5 397	5 541	(D)	(D)	—	—	—
<b>51</b>	<b>INFORMATION</b>										
	<b>Number of employees .....</b>	<b>47 411</b>	<b>1 521</b>	<b>1 913</b>	<b>3 466</b>	<b>6 959</b>	<b>7 154</b>	<b>8 533</b>	<b>5 942</b>	<b>4 794</b>	<b>7 129</b>
	<b>Payroll, annual (\$1,000).....</b>	<b>2 083 955</b>	<b>114 441</b>	<b>84 191</b>	<b>147 412</b>	<b>291 889</b>	<b>361 972</b>	<b>341 400</b>	<b>273 219</b>	<b>189 714</b>	<b>279 717</b>
511	Publishing industries										
	Number of employees .....	14 849	491	520	(D)	1 870	1 450	(D)	(D)	(D)	(D)
	Payroll, annual (\$1,000).....	702 372	25 279	20 281	(D)	79 638	89 367	(D)	(D)	(D)	(D)
512	Motion picture & sound recording industries										
	Number of employees .....	4 118	(D)	209	(D)	1 347	660	(D)	(D)	—	—
	Payroll, annual (\$1,000).....	63 037	(D)	3 618	(D)	18 062	9 934	(D)	(D)	—	—
513	Broadcasting & telecommunications										
	Number of employees .....	21 516	602	873	1 435	2 692	4 061	4 242	(D)	(D)	(D)
	Payroll, annual (\$1,000).....	996 343	65 532	46 214	65 804	134 260	217 307	200 747	(D)	(D)	(D)
514	Information & data processing services										
	Number of employees .....	6 928	(D)	311	(D)	1 050	983	(D)	(D)	(D)	—
	Payroll, annual (\$1,000).....	322 203	(D)	14 078	(D)	59 929	45 364	(D)	(D)	(D)	—
<b>52</b>	<b>FINANCE &amp; INSURANCE</b>										
	<b>Number of employees .....</b>	<b>111 928</b>	<b>7 666</b>	<b>8 049</b>	<b>11 827</b>	<b>13 523</b>	<b>10 081</b>	<b>17 994</b>	<b>12 135</b>	<b>12 759</b>	<b>17 894</b>
	<b>Payroll, annual (\$1,000).....</b>	<b>4 412 417</b>	<b>330 940</b>	<b>299 050</b>	<b>434 318</b>	<b>559 656</b>	<b>479 678</b>	<b>729 772</b>	<b>414 930</b>	<b>370 051</b>	<b>794 022</b>
522	Credit intermediation & related activities										
	Number of employees .....	67 109	2 373	(D)	8 397	8 260	4 799	10 956	(D)	9 634	10 075
	Payroll, annual (\$1,000).....	2 137 423	113 292	(D)	245 685	271 916	175 293	380 271	(D)	242 337	290 065
523	Security, commodity contracts & like activity										
	Number of employees .....	10 025	1 220	(D)	(D)	(D)	(D)	(D)	(D)	(D)	(D)
	Payroll, annual (\$1,000).....	702 275	79 176	(D)	(D)	(D)	(D)	(D)	(D)	(D)	(D)
524	Insurance carriers & related activities										
	Number of employees .....	34 344	4 021	2 573	(D)	3 859	(D)	5 099	(D)	(D)	(D)
	Payroll, annual (\$1,000).....	1 551 117	134 684	94 220	(D)	159 526	(D)	212 836	(D)	(D)	(D)

See footnotes at end of table.

**Table 3. The State—Employees and Annual Payroll by Employment-Size Class: 2000—Con.**

[Excludes most government employees, railroad employees, and self-employed persons. Size class 1 to 4 includes establishments with payroll, but no employees, during mid-March pay period. (D) denotes figures withheld to avoid disclosing data for individual companies; the data are included in broader industry totals. For explanation of terms, abbreviations, and data reliability/comparability, see introductory text]

NAICS code	Major group	Total	Employment-size class									
			1 to 4	5 to 9	10 to 19	20 to 49	50 to 99	100 to 249	250 to 499	500 to 999	1,000 or more	
<b>52</b>	<b>FINANCE &amp; INSURANCE—Con.</b>											
525	Funds, trusts, & other financial vehicles (part)											
	Number of employees .....	450	52	(D)	(D)	(D)	(D)	(D)	—	—	—	—
	Payroll, annual (\$1,000).....	21 602	3 788	(D)	(D)	(D)	(D)	(D)	—	—	—	—
<b>53</b>	<b>REAL ESTATE &amp; RENTAL &amp; LEASING</b>											
	<b>Number of employees .....</b>	<b>41 265</b>	<b>6 174</b>	<b>6 425</b>	<b>7 626</b>	<b>5 576</b>	<b>5 287</b>	<b>3 915</b>	<b>3 381</b>	<b>2 881</b>	—	—
	<b>Payroll, annual (\$1,000).....</b>	<b>1 144 956</b>	<b>223 829</b>	<b>166 505</b>	<b>193 606</b>	<b>168 717</b>	<b>149 205</b>	<b>102 666</b>	<b>81 210</b>	<b>59 218</b>	—	—
531	Real estate											
	Number of employees .....	27 487	5 266	4 401	(D)	3 343	(D)	2 727	(D)	(D)	—	—
	Payroll, annual (\$1,000).....	805 717	191 419	118 247	(D)	101 665	(D)	70 670	(D)	(D)	—	—
532	Rental & leasing services											
	Number of employees .....	13 441	876	2 004	(D)	2 121	(D)	1 188	(D)	(D)	—	—
	Payroll, annual (\$1,000).....	325 678	29 902	46 443	(D)	62 299	(D)	31 996	(D)	(D)	—	—
533	Lessors of other nonfinancial intangible asset											
	Number of employees .....	337	32	20	(D)	112	(D)	—	—	—	—	—
	Payroll, annual (\$1,000).....	13 561	2 508	1 815	(D)	4 753	(D)	—	—	—	—	—
<b>54</b>	<b>PROFESSIONAL, SCIENTIFIC &amp; TECHNICAL SERVICES</b>											
	<b>Number of employees .....</b>	<b>113 687</b>	<b>12 436</b>	<b>11 690</b>	<b>13 492</b>	<b>16 838</b>	<b>12 372</b>	<b>13 041</b>	<b>9 053</b>	<b>6 780</b>	<b>17 985</b>	—
	<b>Payroll, annual (\$1,000).....</b>	<b>4 565 970</b>	<b>574 668</b>	<b>464 313</b>	<b>558 099</b>	<b>819 621</b>	<b>634 335</b>	<b>582 827</b>	<b>345 994</b>	<b>253 655</b>	<b>332 458</b>	—
541	Professional, scientific & technical services											
	Number of employees .....	113 687	12 436	11 690	13 492	16 838	12 372	13 041	9 053	6 780	17 985	—
	Payroll, annual (\$1,000).....	4 565 970	574 668	464 313	558 099	819 621	634 335	582 827	345 994	253 655	332 458	—
<b>55</b>	<b>MANAGEMENT OF COMPANIES &amp; ENTERPRISES</b>											
	<b>Number of employees .....</b>	<b>45 452</b>	<b>471</b>	<b>723</b>	<b>1 542</b>	<b>3 840</b>	<b>3 885</b>	<b>5 566</b>	<b>5 819</b>	<b>8 712</b>	<b>14 894</b>	—
	<b>Payroll, annual (\$1,000).....</b>	<b>2 750 088</b>	<b>44 485</b>	<b>45 154</b>	<b>100 156</b>	<b>206 999</b>	<b>214 711</b>	<b>339 759</b>	<b>287 804</b>	<b>451 251</b>	<b>1 059 769</b>	—
551	Management of companies & enterprises											
	Number of employees .....	45 452	471	723	1 542	3 840	3 885	5 566	5 819	8 712	14 894	—
	Payroll, annual (\$1,000).....	2 750 088	44 485	45 154	100 156	206 999	214 711	339 759	287 804	451 251	1 059 769	—
<b>56</b>	<b>ADMIN, SUPPORT, WASTE MGT, REMEDIATION SERVICES</b>											
	<b>Number of employees .....</b>	<b>200 421</b>	<b>5 995</b>	<b>7 356</b>	<b>9 290</b>	<b>19 409</b>	<b>19 686</b>	<b>41 336</b>	<b>31 860</b>	<b>23 948</b>	<b>41 541</b>	—
	<b>Payroll, annual (\$1,000).....</b>	<b>4 294 632</b>	<b>178 583</b>	<b>162 098</b>	<b>232 449</b>	<b>461 466</b>	<b>444 787</b>	<b>829 546</b>	<b>596 299</b>	<b>420 032</b>	<b>969 372</b>	—
561	Administrative & support services											
	Number of employees .....	197 118	5 810	7 018	(D)	18 732	18 967	(D)	(D)	23 948	41 541	—
	Payroll, annual (\$1,000).....	4 182 547	172 784	152 046	(D)	436 276	423 854	(D)	(D)	420 032	969 372	—
562	Waste management & remediation services											
	Number of employees .....	3 303	185	338	(D)	677	719	(D)	(D)	—	—	—
	Payroll, annual (\$1,000).....	112 085	5 799	10 052	(D)	25 190	20 933	(D)	(D)	—	—	—
<b>61</b>	<b>EDUCATIONAL SERVICES</b>											
	<b>Number of employees .....</b>	<b>24 486</b>	<b>842</b>	<b>1 381</b>	<b>2 618</b>	<b>5 257</b>	<b>4 323</b>	<b>5 878</b>	<b>2 312</b>	<b>1 875</b>	—	—
	<b>Payroll, annual (\$1,000).....</b>	<b>563 771</b>	<b>34 126</b>	<b>28 275</b>	<b>52 385</b>	<b>105 428</b>	<b>89 300</b>	<b>142 222</b>	<b>51 177</b>	<b>60 858</b>	—	—
611	Educational services											
	Number of employees .....	24 486	842	1 381	2 618	5 257	4 323	5 878	2 312	1 875	—	—
	Payroll, annual (\$1,000).....	563 771	34 126	28 275	52 385	105 428	89 300	142 222	51 177	60 858	—	—
<b>62</b>	<b>HEALTH CARE AND SOCIAL ASSISTANCE</b>											
	<b>Number of employees .....</b>	<b>199 894</b>	<b>9 583</b>	<b>16 603</b>	<b>21 540</b>	<b>27 075</b>	<b>17 580</b>	<b>29 214</b>	<b>17 749</b>	<b>14 237</b>	<b>46 313</b>	—
	<b>Payroll, annual (\$1,000).....</b>	<b>6 244 480</b>	<b>531 997</b>	<b>610 954</b>	<b>712 109</b>	<b>751 072</b>	<b>477 945</b>	<b>692 794</b>	<b>490 359</b>	<b>447 336</b>	<b>1 529 914</b>	—
621	Ambulatory health care services											
	Number of employees .....	73 946	7 889	12 842	(D)	14 373	7 889	7 590	6 565	(D)	(D)	—
	Payroll, annual (\$1,000).....	3 110 380	484 544	547 261	(D)	546 241	308 421	235 872	224 824	(D)	(D)	—
622	Hospitals											
	Number of employees .....	65 415	(D)	16	(D)	(D)	615	(D)	4 535	(D)	(D)	—
	Payroll, annual (\$1,000).....	2 078 787	(D)	612	(D)	(D)	17 201	(D)	139 087	(D)	(D)	—
623	Nursing & residential care facilities											
	Number of employees .....	31 468	(D)	1 780	(D)	(D)	4 842	13 695	5 374	—	—	—
	Payroll, annual (\$1,000).....	605 159	(D)	29 988	(D)	(D)	84 031	279 983	105 705	—	—	—
624	Social assistance											
	Number of employees .....	29 065	(D)	1 965	5 893	(D)	4 234	(D)	1 275	(D)	—	—
	Payroll, annual (\$1,000).....	450 154	(D)	33 093	87 867	(D)	68 292	(D)	20 743	(D)	—	—

See footnotes at end of table.

**Table 3. The State—Employees and Annual Payroll by Employment-Size Class: 2000—Con.**

[Excludes most government employees, railroad employees, and self-employed persons. Size class 1 to 4 includes establishments with payroll, but no employees, during mid-March pay period. (D) denotes figures withheld to avoid disclosing data for individual companies; the data are included in broader industry totals. For explanation of terms, abbreviations, and data reliability/comparability, see introductory text]

NAICS code	Major group	Total	Employment-size class									
			1 to 4	5 to 9	10 to 19	20 to 49	50 to 99	100 to 249	250 to 499	500 to 999	1,000 or more	
<b>71</b>	<b>ARTS, ENTERTAINMENT &amp; RECREATION</b>											
	Number of employees .....	34 394	938	1 394	2 473	6 191	7 732	7 244	3 846	4 576	—	—
	Payroll, annual (\$1,000) .....	847 448	33 970	29 925	36 666	86 636	182 973	229 558	146 910	100 810	—	—
711	Performing arts, spectator sports & related industries											
	Number of employees .....	6 221	381	442	319	858	903	1 052	(D)	(D)	—	—
	Payroll, annual (\$1,000) .....	376 952	20 106	13 291	6 281	14 123	92 718	116 759	(D)	(D)	—	—
712	Museums, historical sites & like institutions											
	Number of employees .....	1 568	(D)	95	140	265	205	495	(D)	—	—	—
	Payroll, annual (\$1,000) .....	32 937	(D)	1 711	2 032	4 726	4 788	11 895	(D)	—	—	—
713	Amusement, gambling & recreation industries											
	Number of employees .....	26 605	(D)	857	2 014	5 068	6 624	5 697	2 216	(D)	—	—
	Payroll, annual (\$1,000) .....	437 559	(D)	14 923	28 353	67 787	85 467	100 904	37 485	(D)	—	—
<b>72</b>	<b>ACCOMMODATION &amp; FOOD SERVICES</b>											
	Number of employees .....	202 756	4 446	10 341	26 929	69 656	40 498	24 984	8 196	10 473	7 233	7 233
	Payroll, annual (\$1,000) .....	2 477 076	108 304	106 463	271 122	727 103	456 022	328 390	138 740	203 690	137 242	137 242
721	Accommodation											
	Number of employees .....	46 009	758	1 098	3 225	7 135	4 053	(D)	(D)	(D)	7 233	7 233
	Payroll, annual (\$1,000) .....	812 071	19 069	16 456	41 333	93 744	58 503	(D)	(D)	(D)	137 242	137 242
722	Food services & drinking places											
	Number of employees .....	156 747	3 688	9 243	23 704	62 521	36 445	(D)	(D)	(D)	—	—
	Payroll, annual (\$1,000) .....	1 665 005	89 235	90 007	229 789	633 359	397 519	(D)	(D)	(D)	—	—
<b>81</b>	<b>OTHER SERVICES (EXCEPT PUBLIC ADMINISTRATION)</b>											
	Number of employees .....	78 730	10 603	14 729	16 121	17 090	8 434	(D)	1 356	(D)	—	—
	Payroll, annual (\$1,000) .....	1 587 101	225 040	285 903	325 763	345 303	168 348	(D)	21 372	(D)	—	—
811	Repair & maintenance											
	Number of employees .....	26 558	4 446	6 129	5 672	5 472	(D)	(D)	(D)	(D)	—	—
	Payroll, annual (\$1,000) .....	679 224	109 209	150 928	157 576	142 686	(D)	(D)	(D)	(D)	—	—
812	Personal & laundry services											
	Number of employees .....	21 085	2 682	4 360	5 377	3 931	(D)	(D)	(D)	—	—	—
	Payroll, annual (\$1,000) .....	352 942	48 256	65 385	82 699	68 377	(D)	(D)	(D)	—	—	—
813	Religious, grantmaking, civic, prof & like organizations											
	Number of employees .....	31 087	3 475	4 240	5 072	7 687	4 809	(D)	(D)	(D)	—	—
	Payroll, annual (\$1,000) .....	554 935	67 575	69 590	85 488	134 240	89 154	(D)	(D)	(D)	—	—
<b>95</b>	<b>AUXILIARIES (EXC CORPORATE, SUBSIDIARY &amp; REGIONAL MGT)</b>											
	Number of employees .....	14 541	189	(D)	561	1 112	1 636	1 672	4 538	1 671	(D)	(D)
	Payroll, annual (\$1,000) .....	614 918	13 356	(D)	30 164	44 675	65 525	83 073	171 135	74 289	(D)	(D)
<b>99</b>	<b>UNCLASSIFIED ESTABLISHMENTS</b>											
	Number of employees .....	2 758	1 244	(D)	(D)	394	—	—	—	—	—	—
	Payroll, annual (\$1,000) .....	65 783	44 825	(D)	(D)	3 985	—	—	—	—	—	—

Note: Employment-size classes are indicated as follows: A—0 to 19; B—20 to 99; C—100 to 249; E—250 to 499; F—500 to 999; G—1,000 to 2,499; H—2,500 to 4,999; I—5,000 to 9,999; J—10,000 to 24,999; K—25,000 to 49,999; L—50,000 to 99,999; M—100,000 or more.

**Table 4. The State—Establishments With 1,000 Employees or More by Major Group and Employment-Size Class: 2000**

[Excludes most government employees, railroad employees, and self-employed persons. For explanation of terms, abbreviations, and data reliability/comparability, see introductory text]

NAICS code	Major group	Total number of establishments	Number of establishments by employment-size class			
			1,000 to 1,499	1,500 to 2,499	2,500 to 4,999	5,000 or more
	<b>Total</b> .....	<b>118</b>	<b>47</b>	<b>39</b>	<b>23</b>	<b>9</b>
<b>21</b>	<b>Mining</b> .....	<b>1</b>	—	<b>1</b>	—	—
212	Mining (except oil & gas) .....	1	—	1	—	—
<b>22</b>	<b>Utilities</b> .....	<b>2</b>	<b>1</b>	—	<b>1</b>	—
221	Utilities .....	2	1	—	1	—
<b>23</b>	<b>Construction</b> .....	<b>5</b>	<b>3</b>	<b>2</b>	—	—
233	Building, developing & general contracting .....	1	1	—	—	—
234	Heavy construction .....	1	—	1	—	—
235	Special trade contractors .....	3	2	1	—	—
<b>31-33</b>	<b>Manufacturing</b> .....	<b>28</b>	<b>11</b>	<b>8</b>	<b>8</b>	<b>1</b>
311	Food mfg .....	1	1	—	—	—
325	Chemical mfg .....	1	—	1	—	—
326	Plastics & rubber products mfg .....	1	1	—	—	—
331	Primary metal mfg .....	1	1	—	—	—
332	Fabricated metal product mfg .....	1	—	1	—	—
334	Computer & electronic product mfg .....	17	7	4	6	—
335	Electrical equip, appliance & component mfg .....	1	—	1	—	—
336	Transportation equipment mfg .....	5	1	1	2	1
<b>42</b>	<b>Wholesale trade</b> .....	<b>2</b>	<b>2</b>	—	—	—
421	Wholesale trade, durable goods .....	1	1	—	—	—
422	Wholesale trade, nondurable goods .....	1	1	—	—	—
<b>44-45</b>	<b>Retail trade</b> .....	<b>1</b>	<b>1</b>	—	—	—
454	Nonstore retailers .....	1	1	—	—	—
<b>48-49</b>	<b>Transportation &amp; warehousing</b> .....	<b>4</b>	—	—	<b>1</b>	<b>3</b>
481	Air transportation .....	2	—	—	1	1
484	Truck transportation .....	1	—	—	—	1
492	Couriers & messengers .....	1	—	—	—	1
<b>51</b>	<b>Information</b> .....	<b>4</b>	<b>1</b>	<b>2</b>	<b>1</b>	—
511	Publishing industries .....	2	1	—	1	—
513	Broadcasting & telecommunications .....	2	—	2	—	—
<b>52</b>	<b>Finance &amp; insurance</b> .....	<b>11</b>	<b>5</b>	<b>5</b>	<b>1</b>	—
522	Credit intermediation & related activities .....	6	3	2	1	—
523	Security, commodity contracts & like activity .....	1	—	1	—	—
524	Insurance carriers & related activities .....	4	2	2	—	—
<b>54</b>	<b>Professional, scientific &amp; technical services</b> .....	<b>5</b>	<b>1</b>	<b>1</b>	<b>1</b>	<b>2</b>
541	Professional, scientific & technical services .....	5	1	1	1	2
<b>55</b>	<b>Management of companies &amp; enterprises</b> .....	<b>5</b>	<b>3</b>	—	<b>1</b>	<b>1</b>
551	Management of companies & enterprises .....	5	3	—	1	1
<b>56</b>	<b>Admin, support, waste mgt, remediation services</b> .....	<b>18</b>	<b>5</b>	<b>8</b>	<b>3</b>	<b>2</b>
561	Administrative & support services .....	18	5	8	3	2
<b>62</b>	<b>Health care and social assistance</b> .....	<b>24</b>	<b>8</b>	<b>10</b>	<b>6</b>	—
621	Ambulatory health care services .....	1	—	1	—	—
622	Hospitals .....	23	8	9	6	—
<b>72</b>	<b>Accommodation &amp; food services</b> .....	<b>6</b>	<b>5</b>	<b>1</b>	—	—
721	Accommodation .....	6	5	1	—	—
<b>95</b>	<b>Auxiliaries (exc corporate, subsidiary &amp; regional mgt)</b> .....	<b>2</b>	<b>1</b>	<b>1</b>	—	—

**Table 5. The State—Employees, Payroll, and Establishments by County: 2000 and 1999**

[Excludes most government employees, railroad employees, and self-employed persons. (D) denotes figures withheld to avoid disclosing data for individual companies; the data are included in broader industry totals. For explanation of terms, abbreviations, and data reliability/comparability, see introductory text]

County	2000				1999			
	Number of establishments	Number of employees for week including March 12	Payroll (\$1,000)		Number of establishments	Number of employees for week including March 12	Payroll (\$1,000)	
			First quarter	Annual			First quarter	Annual
<b>Total</b> .....	<b>114 804</b>	<b>1 919 353</b>	<b>14 122 917</b>	<b>58 235 779</b>	<b>112 545</b>	<b>1 838 277</b>	<b>12 467 929</b>	<b>52 954 561</b>
Apache .....	506	6 514	30 021	125 517	493	6 425	28 708	123 347
Cochise .....	2 200	22 681	122 251	499 254	2 190	21 365	107 809	453 191
Coconino .....	3 458	38 917	192 055	859 018	3 408	37 502	176 778	796 568
Gila .....	1 147	12 952	76 841	313 000	1 138	13 288	75 860	316 158
Graham .....	515	4 939	21 548	89 248	514	4 966	19 974	85 695
Greenlee .....	104	3 236	33 659	122 106	102	3 422	29 839	127 000
La Paz .....	362	3 935	18 344	73 227	359	3 794	16 958	69 958
Maricopa .....	72 014	1 354 249	10 759 805	44 315 326	70 489	1 305 261	9 456 558	40 088 841
Mohave .....	3 446	34 845	180 209	757 740	3 295	33 945	165 321	709 865
Navajo .....	1 740	16 690	89 630	380 599	1 697	16 359	85 344	380 259
Pima .....	18 632	293 382	1 920 697	7 903 687	18 507	278 669	1 730 741	7 367 871
Pinal .....	2 041	25 131	144 622	586 426	1 971	27 776	162 227	670 962
Santa Cruz .....	1 083	10 080	52 259	212 318	1 070	9 881	48 076	206 066
Yavapai .....	4 985	46 063	236 920	1 013 315	4 801	43 864	210 721	930 692
Yuma .....	2 537	31 233	163 588	646 158	2 489	31 256	149 086	610 433
<b>Statewide</b> .....	<b>34</b>	<b>14 506</b>	<b>80 468</b>	<b>338 840</b>	<b>22</b>	<b>504</b>	<b>3 929</b>	<b>17 655</b>

Note: Employment-size classes are indicated as follows: A—0 to 19; B—20 to 99; C—100 to 249; E—250 to 499; F—500 to 999; G—1,000 to 2,499; H—2,500 to 4,999; I—5,000 to 9,999; J—10,000 to 24,999; K—25,000 to 49,999; L—50,000 to 99,999; M—100,000 or more.

**Table 6. Counties—Employees, Payroll, and Establishments by Industry: 2000**

[Excludes most government employees, railroad employees, and self-employed persons. Size class 1 to 4 includes establishments with payroll, but no employees, during mid-March pay period. (D) denotes figures withheld to avoid disclosing data for individual companies; the data are included in broader industry totals. Detailed industries with 100 or more employees are shown if industry was not a (D). For explanation of terms, abbreviations, and data reliability/comparability, see introductory text]

NAICS code	Industry	Number of employees for week including March 12	Payroll (\$1,000)		Total number of establishments	Number of establishments by employment-size class								
			First quarter	Annual		1 to 4	5 to 9	10 to 19	20 to 49	50 to 99	100 to 249	250 to 499	500 to 999	1,000 or more
<b>APACHE</b>														
	<b>Total</b> .....	<b>6 514</b>	<b>30 021</b>	<b>125 517</b>	<b>506</b>	<b>260</b>	<b>124</b>	<b>72</b>	<b>28</b>	<b>13</b>	<b>5</b>	<b>3</b>	<b>1</b>	<b>-</b>
11	<b>Forestry, fishing, hunting, and agriculture support</b> .....	(A)	(D)	(D)	6	5	-	1	-	-	-	-	-	-
21	<b>Mining</b> .....	(B)	(D)	(D)	6	2	3	1	-	-	-	-	-	-
22	<b>Utilities</b> .....	(B)	(D)	(D)	7	3	3	1	-	-	-	-	-	-
23	<b>Construction</b> .....	174	746	3 656	38	24	7	7	-	-	-	-	-	-
31-33	<b>Manufacturing</b> .....	(C)	(D)	(D)	14	5	5	1	1	2	-	-	-	-
42	<b>Wholesale trade</b> .....	60	367	1 370	11	6	2	3	-	-	-	-	-	-
44-45	<b>Retail trade</b> .....	1 137	4 060	16 584	124	50	41	21	9	3	-	-	-	-
445	Food & beverage stores .....	329	1 148	5 048	15	6	4	1	1	3	-	-	-	-
4451	Grocery stores .....	(E)	(D)	(D)	13	5	3	1	1	3	-	-	-	-
44511	Grocery (except convenience) stores .....	307	1 075	4 718	10	3	2	1	1	3	-	-	-	-
445110	Grocery (except convenience) stores .....	307	1 075	4 718	10	3	2	1	1	3	-	-	-	-
447	Gasoline stations .....	374	986	4 518	43	11	16	12	4	-	-	-	-	-
4471	Gasoline stations .....	374	986	4 518	43	11	16	12	4	-	-	-	-	-
44711	Gasoline stations with convenience stores ...	(E)	(D)	(D)	39	10	16	9	4	-	-	-	-	-
448	Clothing & clothing accessories stores .....	101	346	1 332	12	5	4	2	1	-	-	-	-	-
48-49	<b>Transportation &amp; warehousing</b> .....	129	692	3 141	15	8	3	3	1	-	-	-	-	-
51	<b>Information</b> .....	(C)	(D)	(D)	13	4	4	3	1	1	-	-	-	-
513	Broadcasting & telecommunications .....	(C)	(D)	(D)	10	4	2	2	1	1	-	-	-	-
5133	Telecommunications .....	(C)	(D)	(D)	9	4	2	2	-	1	-	-	-	-
51331	Wired telecommunications carriers .....	(C)	(D)	(D)	6	2	1	2	-	1	-	-	-	-
52	<b>Finance &amp; insurance</b> .....	115	621	2 677	18	9	4	4	1	-	-	-	-	-
53	<b>Real estate &amp; rental &amp; leasing</b> .....	(B)	(D)	(D)	20	19	1	-	-	-	-	-	-	-
54	<b>Professional, scientific &amp; technical services</b> .....	154	742	2 962	32	21	8	2	1	-	-	-	-	-
541	Professional, scientific & technical services .....	154	742	2 962	32	21	8	2	1	-	-	-	-	-
55	<b>Management of companies &amp; enterprises</b> .....	(A)	(D)	(D)	1	-	-	1	-	-	-	-	-	-
56	<b>Admin, support, waste mgt, remediation services</b> .....	114	479	1 987	11	5	2	2	2	-	-	-	-	-
61	<b>Educational services</b> .....	403	1 272	5 811	6	2	-	1	2	-	-	1	-	-
611	Educational services .....	403	1 272	5 811	6	2	-	1	2	-	-	1	-	-
6112	Junior colleges .....	(E)	(D)	(D)	1	-	-	-	-	-	-	1	-	-
61121	Junior colleges .....	(E)	(D)	(D)	1	-	-	-	-	-	-	1	-	-
62	<b>Health care and social assistance</b> .....	1 715	11 774	49 576	41	15	11	5	3	2	3	2	-	-
621	Ambulatory health care services .....	(C)	(D)	(D)	23	10	9	4	-	-	-	-	-	-
622	Hospitals .....	1 205	9 391	39 104	4	-	-	-	-	-	2	2	-	-
6221	General medical & surgical hospitals .....	1 205	9 391	39 104	4	-	-	-	-	-	2	2	-	-
62211	General medical & surgical hospitals .....	1 205	9 391	39 104	4	-	-	-	-	-	2	2	-	-
622110	General medical & surgical hospitals .....	1 205	9 391	39 104	4	-	-	-	-	-	2	2	-	-
623	Nursing & residential care facilities .....	(C)	(D)	(D)	5	2	-	-	1	1	-	-	-	-
6233	Community care facilities for the elderly .....	(C)	(D)	(D)	1	-	-	-	-	-	1	-	-	-
62331	Community care facilities for the elderly .....	(C)	(D)	(D)	1	-	-	-	-	-	1	-	-	-
624	Social assistance .....	(C)	(D)	(D)	9	3	2	1	2	1	-	-	-	-
71	<b>Arts, entertainment &amp; recreation</b> .....	(A)	(D)	(D)	6	5	-	1	-	-	-	-	-	-
72	<b>Accommodation &amp; food services</b> .....	1 636	4 669	19 422	63	27	12	12	4	5	2	-	1	-
721	Accommodation .....	1 046	3 566	14 848	21	12	2	1	1	3	1	-	1	-
7211	Traveler accommodation .....	(G)	(D)	(D)	19	10	2	1	1	3	1	-	1	-
72111	Hotels (exc casino hotels) & motels .....	(E)	(D)	(D)	15	7	2	1	1	3	1	-	-	-
72112	Casino hotels .....	(F)	(D)	(D)	1	-	-	-	-	-	-	-	1	-
722	Food services & drinking places .....	590	1 103	4 574	42	15	10	11	3	2	1	-	-	-
7221	Full-service restaurants .....	(C)	(D)	(D)	16	6	6	3	1	-	-	-	-	-
72211	Full-service restaurants .....	(C)	(D)	(D)	16	6	6	3	1	-	-	-	-	-
7222	Limited-service eating places .....	325	643	2 738	13	3	-	6	2	1	1	-	-	-
72221	Limited-service eating places .....	325	643	2 738	13	3	-	6	2	1	1	-	-	-
7223	Special food services .....	126	245	902	7	2	3	1	-	1	-	-	-	-
72231	Food service contractors .....	126	245	902	7	2	3	1	-	1	-	-	-	-
722310	Food service contractors .....	126	245	902	7	2	3	1	-	1	-	-	-	-
81	<b>Other services (except public administration)</b> .....	200	661	2 745	49	34	12	2	1	-	-	-	-	-
813	Religious, grantmaking, civic, prof & like organizations .....	111	393	1 624	26	19	6	-	1	-	-	-	-	-
95	<b>Auxiliaries (exc corporate, subsidiary &amp; regional mgt)</b> .....	(A)	(D)	(D)	2	1	1	-	-	-	-	-	-	-
99	<b>Unclassified establishments</b> .....	120	408	1 739	23	15	5	1	2	-	-	-	-	-

See footnotes at end of table.

**Table 6. Counties—Employees, Payroll, and Establishments by Industry: 2000—Con.**

[Excludes most government employees, railroad employees, and self-employed persons. Size class 1 to 4 includes establishments with payroll, but no employees, during mid-March pay period. (D) denotes figures withheld to avoid disclosing data for individual companies; the data are included in broader industry totals. Detailed industries with 100 or more employees are shown if industry was not a (D). For explanation of terms, abbreviations, and data reliability/comparability, see introductory text]

NAICS code	Industry	Number of employees for week including March 12	Payroll (\$1,000)		Total number of establishments	Number of establishments by employment-size class								
			First quarter	Annual		1 to 4	5 to 9	10 to 19	20 to 49	50 to 99	100 to 249	250 to 499	500 to 999	1,000 or more
<b>COCHISE</b>														
	<b>Total</b> .....	<b>22 681</b>	<b>122 251</b>	<b>499 254</b>	<b>2 200</b>	<b>1 224</b>	<b>458</b>	<b>271</b>	<b>169</b>	<b>49</b>	<b>25</b>	<b>2</b>	<b>2</b>	<b>-</b>
11	<b>Forestry, fishing, hunting, and agriculture support</b> .....	(B)	(D)	(D)	10	7	1	2	-	-	-	-	-	-
21	<b>Mining</b> .....	(B)	(D)	(D)	7	3	1	2	1	-	-	-	-	-
22	<b>Utilities</b> .....	542	7 127	26 176	22	8	4	3	4	1	2	-	-	-
221	Utilities .....	542	7 127	26 176	22	8	4	3	4	1	2	-	-	-
2211	Elec pwr generation, transmsn & distribution ...	442	6 114	22 210	8	1	-	1	3	1	2	-	-	-
22112	Electric pwr transmsn, control & distribution ..	442	6 114	22 210	8	1	-	1	3	1	2	-	-	-
221122	Electric power distribution .....	442	6 114	22 210	8	1	-	1	3	1	2	-	-	-
23	<b>Construction</b> .....	1 695	13 653	43 778	249	152	52	23	19	2	1	-	-	-
233	Building, developing & general contracting .....	465	5 620	13 860	88	58	18	7	5	-	-	-	-	-
2332	Residential building construction .....	(E)	(D)	(D)	72	49	14	5	4	-	-	-	-	-
23321	Single-family housing construction .....	363	5 021	11 571	70	47	14	5	4	-	-	-	-	-
233210	Single-family housing construction .....	363	5 021	11 571	70	47	14	5	4	-	-	-	-	-
234	Heavy construction .....	124	1 308	4 925	6	2	2	-	1	1	-	-	-	-
2349	Other heavy construction .....	124	1 308	4 925	6	2	2	-	1	1	-	-	-	-
23491	Water, sewer & pipeline construction .....	(C)	(D)	(D)	3	-	1	-	1	1	-	-	-	-
235	Special trade contractors .....	1 106	6 725	24 993	155	92	32	16	13	1	1	-	-	-
2351	Plumbing, heating & AC contractor .....	257	2 238	6 060	40	25	7	4	4	-	-	-	-	-
23511	Plumbing, heating & AC contractor .....	257	2 238	6 060	40	25	7	4	4	-	-	-	-	-
235110	Plumbing, heating & AC contractor .....	257	2 238	6 060	40	25	7	4	4	-	-	-	-	-
2353	Electrical contractors .....	275	1 831	6 943	26	15	5	2	3	-	1	-	-	-
23531	Electrical contractors .....	275	1 831	6 943	26	15	5	2	3	-	1	-	-	-
235310	Electrical contractors .....	275	1 831	6 943	26	15	5	2	3	-	1	-	-	-
2354	Masonry, drywall, insulation, tile contractors ...	168	772	3 468	15	8	1	4	1	1	-	-	-	-
2357	Concrete contractors .....	103	567	2 443	9	3	3	1	2	-	-	-	-	-
23571	Concrete contractors .....	103	567	2 443	9	3	3	1	2	-	-	-	-	-
235710	Concrete contractors .....	103	567	2 443	9	3	3	1	2	-	-	-	-	-
2359	Other special trade contractors .....	116	519	2 015	27	18	6	2	1	-	-	-	-	-
31-33	<b>Manufacturing</b> .....	747	4 789	17 993	46	21	7	6	8	3	1	-	-	-
311	Food mfg .....	118	471	2 295	4	1	-	2	-	1	-	-	-	-
325	Chemical mfg .....	(C)	(D)	(D)	1	-	-	-	-	-	1	-	-	-
3253	Pesticide, fertilizer & oth ag chemical mfg .....	(C)	(D)	(D)	1	-	-	-	-	-	1	-	-	-
32531	Fertilizer mfg .....	(C)	(D)	(D)	1	-	-	-	-	-	1	-	-	-
327	Nonmetallic mineral product mfg .....	192	1 441	5 013	8	2	1	1	3	1	-	-	-	-
3273	Cement & concrete product mfg .....	(C)	(D)	(D)	5	-	1	1	2	1	-	-	-	-
32732	Ready-mix concrete mfg .....	118	673	2 446	4	-	1	1	1	1	-	-	-	-
327320	Ready-mix concrete mfg .....	118	673	2 446	4	-	1	1	1	1	-	-	-	-
42	<b>Wholesale trade</b> .....	399	2 197	9 406	74	52	11	6	5	-	-	-	-	-
421	Wholesale trade, durable goods .....	167	777	3 255	39	27	8	4	-	-	-	-	-	-
422	Wholesale trade, nondurable goods .....	232	1 420	6 151	35	25	3	2	5	-	-	-	-	-
44-45	<b>Retail trade</b> .....	5 305	21 878	91 563	430	192	130	56	29	15	7	1	-	-
441	Motor vehicle & parts dealers .....	663	4 225	18 353	49	18	9	13	7	2	-	-	-	-
4411	Automobile dealers .....	413	2 898	12 601	18	7	1	3	5	2	-	-	-	-
44111	New car dealers .....	342	2 468	10 796	9	1	-	2	4	2	-	-	-	-
441110	New car dealers .....	342	2 468	10 796	9	1	-	2	4	2	-	-	-	-
4413	Automotive parts, accessories & tire stores .....	215	1 082	4 716	26	8	8	8	2	-	-	-	-	-
44131	Automotive parts, accessories & tire stores ...	155	764	3 310	18	6	5	5	2	-	-	-	-	-
441310	Automotive parts, accessories & tire stores .	155	764	3 310	18	6	5	5	2	-	-	-	-	-
442	Furniture & home furnishing stores .....	157	484	2 401	20	9	7	1	3	-	-	-	-	-
4422	Home furnishings stores .....	121	369	1 898	14	6	5	1	2	-	-	-	-	-
443	Electronics & appliance stores .....	112	977	2 571	21	14	4	2	1	-	-	-	-	-
4431	Electronics & appliance stores .....	112	977	2 571	21	14	4	2	1	-	-	-	-	-
444	Bldg material & garden equip & supp dealers .....	349	1 496	6 428	34	20	7	3	1	3	-	-	-	-
4441	Building material & supplies dealers .....	339	1 453	6 244	28	14	7	3	1	3	-	-	-	-
44413	Hardware stores .....	(C)	(D)	(D)	6	2	1	2	-	1	-	-	-	-
44419	Other building material dealers .....	173	774	3 247	20	11	6	1	1	1	-	-	-	-
444190	Other building material dealers .....	173	774	3 247	20	11	6	1	1	1	-	-	-	-
445	Food & beverage stores .....	1 062	4 035	17 787	52	25	9	7	3	4	4	-	-	-
4451	Grocery stores .....	981	3 856	16 956	37	17	5	5	2	4	4	-	-	-
44511	Grocery (except convenience) stores .....	908	3 696	16 249	27	12	4	1	2	4	4	-	-	-
445110	Grocery (except convenience) stores .....	908	3 696	16 249	27	12	4	1	2	4	4	-	-	-
447	Gasoline stations .....	678	2 728	11 289	60	10	33	13	1	3	-	-	-	-
4471	Gasoline stations .....	678	2 728	11 289	60	10	33	13	1	3	-	-	-	-
44711	Gasoline stations with convenience stores ...	392	1 903	7 925	45	4	28	12	1	-	-	-	-	-
447110	Gasoline stations with convenience stores ...	392	1 903	7 925	45	4	28	12	1	-	-	-	-	-
44719	Other gasoline stations .....	286	825	3 364	15	6	5	1	-	3	-	-	-	-
447190	Other gasoline stations .....	286	825	3 364	15	6	5	1	-	3	-	-	-	-
448	Clothing & clothing accessories stores .....	404	1 253	5 092	53	17	26	7	3	-	-	-	-	-
4481	Clothing stores .....	261	738	2 918	27	8	11	5	3	-	-	-	-	-
44814	Family clothing stores .....	187	575	2 242	12	-	7	2	3	-	-	-	-	-
448140	Family clothing stores .....	187	575	2 242	12	-	7	2	3	-	-	-	-	-
451	Sporting goods, hobby, book & music stores .....	174	409	1 618	24	15	5	2	2	-	-	-	-	-

See footnotes at end of table.



**Table 6. Counties—Employees, Payroll, and Establishments by Industry: 2000—Con.**

[Excludes most government employees, railroad employees, and self-employed persons. Size class 1 to 4 includes establishments with payroll, but no employees, during mid-March pay period. (D) denotes figures withheld to avoid disclosing data for individual companies; the data are included in broader industry totals. Detailed industries with 100 or more employees are shown if industry was not a (D). For explanation of terms, abbreviations, and data reliability/comparability, see introductory text]

NAICS code	Industry	Number of employees for week including March 12	Payroll (\$1,000)		Total number of establishments	Number of establishments by employment-size class								
			First quarter	Annual		1 to 4	5 to 9	10 to 19	20 to 49	50 to 99	100 to 249	250 to 499	500 to 999	1,000 or more
<b>COCHISE—Con.</b>														
<b>44-45 Retail trade—Con.</b>														
452	General merchandise stores .....	1 159	4 270	16 992	20	5	5	1	2	3	3	1	—	—
4521	Department stores .....	(F)	(D)	(D)	6	—	—	—	—	3	2	1	—	—
45211	Department stores .....	(F)	(D)	(D)	6	—	—	—	—	3	2	1	—	—
4529	Other general merchandise stores .....	(C)	(D)	(D)	14	5	5	1	2	—	1	—	—	—
45299	All other general merchandise stores .....	(C)	(D)	(D)	14	5	5	1	2	—	1	—	—	—
453	Miscellaneous store retailers .....	369	1 151	4 647	66	41	16	5	4	—	—	—	—	—
4532	Office supplies, stationery & gift stores .....	165	437	1 594	30	19	7	1	3	—	—	—	—	—
45322	Gift, novelty & souvenir stores .....	(C)	(D)	(D)	27	17	7	1	2	—	—	—	—	—
<b>48-49</b>	<b>Transportation &amp; warehousing .....</b>	<b>401</b>	<b>2 073</b>	<b>8 729</b>	<b>64</b>	<b>38</b>	<b>10</b>	<b>12</b>	<b>4</b>	<b>—</b>	<b>—</b>	<b>—</b>	<b>—</b>	<b>—</b>
484	Truck transportation .....	160	824	3 670	37	25	6	6	—	—	—	—	—	—
4842	Specialized freight trucking .....	(C)	(D)	(D)	22	11	5	6	—	—	—	—	—	—
488	Transportation support activities .....	135	731	2 877	15	9	1	3	2	—	—	—	—	—
<b>51</b>	<b>Information .....</b>	<b>515</b>	<b>3 221</b>	<b>13 206</b>	<b>40</b>	<b>15</b>	<b>12</b>	<b>8</b>	<b>2</b>	<b>3</b>	<b>—</b>	<b>—</b>	<b>—</b>	<b>—</b>
511	Publishing industries .....	173	671	2 940	13	6	1	5	—	1	—	—	—	—
5111	Newspaper, periodical, book, database publishers .....	(C)	(D)	(D)	12	5	1	5	—	1	—	—	—	—
51111	Newspaper publishers .....	(C)	(D)	(D)	7	1	—	5	—	1	—	—	—	—
513	Broadcasting & telecommunications .....	253	2 244	9 220	18	6	8	1	1	2	—	—	—	—
5133	Telecommunications .....	(C)	(D)	(D)	8	4	2	—	1	1	—	—	—	—
51331	Wired telecommunications carriers .....	(C)	(D)	(D)	7	3	2	—	1	1	—	—	—	—
<b>52</b>	<b>Finance &amp; insurance .....</b>	<b>519</b>	<b>2 968</b>	<b>11 630</b>	<b>99</b>	<b>65</b>	<b>20</b>	<b>8</b>	<b>6</b>	<b>—</b>	<b>—</b>	<b>—</b>	<b>—</b>	<b>—</b>
522	Credit intermediation & related activities .....	371	1 960	7 828	48	22	14	7	5	—	—	—	—	—
5221	Depository credit intermediation .....	296	1 424	5 731	31	9	11	7	4	—	—	—	—	—
52211	Commercial banking .....	216	1 075	4 243	22	5	8	6	3	—	—	—	—	—
522110	Commercial banking .....	216	1 075	4 243	22	5	8	6	3	—	—	—	—	—
524	Insurance carriers & related activities .....	(C)	(D)	(D)	38	31	5	1	1	—	—	—	—	—
5242	Agencies & other insurance related activities .....	120	491	2 219	35	28	5	1	1	—	—	—	—	—
52421	Insurance agencies & brokerages .....	120	491	2 219	35	28	5	1	1	—	—	—	—	—
524210	Insurance agencies & brokerages .....	120	491	2 219	35	28	5	1	1	—	—	—	—	—
<b>53</b>	<b>Real estate &amp; rental &amp; leasing .....</b>	<b>370</b>	<b>1 454</b>	<b>6 220</b>	<b>102</b>	<b>75</b>	<b>21</b>	<b>4</b>	<b>2</b>	<b>—</b>	<b>—</b>	<b>—</b>	<b>—</b>	<b>—</b>
531	Real estate .....	297	1 064	4 584	83	63	15	3	2	—	—	—	—	—
5311	Lessors of real estate .....	148	404	1 768	41	30	8	2	1	—	—	—	—	—
<b>54</b>	<b>Professional, scientific &amp; technical services .....</b>	<b>2 150</b>	<b>20 882</b>	<b>93 210</b>	<b>187</b>	<b>122</b>	<b>33</b>	<b>14</b>	<b>8</b>	<b>5</b>	<b>4</b>	<b>1</b>	<b>—</b>	<b>—</b>
541	Professional, scientific & technical services .....	2 150	20 882	93 210	187	122	33	14	8	5	4	1	—	—
5411	Legal services .....	119	810	3 748	34	26	6	1	1	—	—	—	—	—
5413	Architectural, engineering & related services .....	369	3 673	14 973	32	20	4	4	1	3	—	—	—	—
54133	Engineering services .....	263	2 687	11 000	19	10	2	4	1	2	—	—	—	—
541330	Engineering services .....	263	2 687	11 000	19	10	2	4	1	2	—	—	—	—
5415	Computer systems design & related services .....	1 178	12 214	54 759	38	18	8	3	3	2	3	1	—	—
54151	Computer systems design & related services .....	1 178	12 214	54 759	38	18	8	3	3	2	3	1	—	—
541512	Computer systems design services .....	1 022	10 273	45 837	23	11	4	2	1	1	3	1	—	—
5417	Scientific R&D services .....	246	3 086	14 402	10	6	—	1	2	—	1	—	—	—
54171	R&D in physical, engineering & life sciences .....	246	3 086	14 402	10	6	—	1	2	—	1	—	—	—
541710	R&D in physical, engineering & life sciences .....	246	3 086	14 402	10	6	—	1	2	—	1	—	—	—
5419	Oth professional, scientific, technical services .....	112	426	1 970	26	16	6	4	—	—	—	—	—	—
<b>55</b>	<b>Management of companies &amp; enterprises .....</b>	<b>53</b>	<b>423</b>	<b>1 926</b>	<b>6</b>	<b>3</b>	<b>1</b>	<b>1</b>	<b>1</b>	<b>—</b>	<b>—</b>	<b>—</b>	<b>—</b>	<b>—</b>
<b>56</b>	<b>Admin, support, waste mgt, remediation services .....</b>	<b>1 253</b>	<b>5 654</b>	<b>25 147</b>	<b>91</b>	<b>55</b>	<b>16</b>	<b>13</b>	<b>4</b>	<b>1</b>	<b>1</b>	<b>—</b>	<b>1</b>	<b>—</b>
561	Administrative & support services .....	1 212	5 465	24 388	84	52	13	12	4	1	1	—	1	—
5613	Employment services .....	(C)	(D)	(D)	3	2	—	—	—	—	1	—	—	—
56133	Employee leasing services .....	(C)	(D)	(D)	1	—	—	—	—	—	1	—	—	—
5614	Business support services .....	(F)	(D)	(D)	7	2	2	2	—	—	—	—	1	—
56142	Telephone call centers .....	(F)	(D)	(D)	2	—	—	1	—	—	—	—	1	—
5616	Investigation & security services .....	106	519	2 043	5	2	2	—	—	1	—	—	—	—
5617	Services to buildings & dwellings .....	214	489	2 456	40	28	5	6	1	—	—	—	—	—
56172	Janitorial services .....	122	162	922	18	13	2	2	1	—	—	—	—	—
561720	Janitorial services .....	122	162	922	18	13	2	2	1	—	—	—	—	—
<b>61</b>	<b>Educational services .....</b>	<b>249</b>	<b>904</b>	<b>3 963</b>	<b>33</b>	<b>17</b>	<b>9</b>	<b>5</b>	<b>1</b>	<b>1</b>	<b>—</b>	<b>—</b>	<b>—</b>	<b>—</b>
611	Educational services .....	249	904	3 963	33	17	9	5	1	1	—	—	—	—
6111	Elementary & secondary schools .....	164	487	2 056	14	3	6	4	—	1	—	—	—	—
61111	Elementary & secondary schools .....	164	487	2 056	14	3	6	4	—	1	—	—	—	—
611110	Elementary & secondary schools .....	164	487	2 056	14	3	6	4	—	1	—	—	—	—

See footnotes at end of table.

**Table 6. Counties—Employees, Payroll, and Establishments by Industry: 2000—Con.**

[Excludes most government employees, railroad employees, and self-employed persons. Size class 1 to 4 includes establishments with payroll, but no employees, during mid-March pay period. (D) denotes figures withheld to avoid disclosing data for individual companies; the data are included in broader industry totals. Detailed industries with 100 or more employees are shown if industry was not a (D). For explanation of terms, abbreviations, and data reliability/comparability, see introductory text]

NAICS code	Industry	Number of employees for week including March 12	Payroll (\$1,000)		Total number of establishments	Number of establishments by employment-size class								
			First quarter	Annual		1 to 4	5 to 9	10 to 19	20 to 49	50 to 99	100 to 249	250 to 499	500 to 999	1,000 or more
<b>COCHISE—Con.</b>														
<b>62</b>	<b>Health care and social assistance . . . . .</b>	<b>3 742</b>	<b>22 799</b>	<b>95 057</b>	<b>185</b>	<b>82</b>	<b>35</b>	<b>30</b>	<b>20</b>	<b>10</b>	<b>7</b>	<b>—</b>	<b>1</b>	<b>—</b>
621	Ambulatory health care services . . . . .	1 017	7 450	31 669	110	56	24	17	9	4	—	—	—	—
6211	Offices of physicians . . . . .	624	5 480	22 851	45	20	8	6	7	4	—	—	—	—
62111	Offices of physicians . . . . .	624	5 480	22 851	45	20	8	6	7	4	—	—	—	—
621111	Offices of physicians (exc mental health) . . . . .	624	5 480	22 851	45	20	8	6	7	4	—	—	—	—
6212	Offices of dentists . . . . .	143	865	3 653	24	9	9	6	—	—	—	—	—	—
62121	Offices of dentists . . . . .	143	865	3 653	24	9	9	6	—	—	—	—	—	—
621210	Offices of dentists . . . . .	143	865	3 653	24	9	9	6	—	—	—	—	—	—
6213	Offices of other health practitioners . . . . .	129	580	2 992	35	26	6	3	—	—	—	—	—	—
622	Hospitals . . . . .	(G)	(D)	(D)	7	—	—	—	—	1	5	—	1	—
6221	General medical & surgical hospitals . . . . .	1 368	10 226	40 697	6	—	—	—	—	—	5	—	1	—
62211	General medical & surgical hospitals . . . . .	1 368	10 226	40 697	6	—	—	—	—	—	5	—	1	—
622110	General medical & surgical hospitals . . . . .	1 368	10 226	40 697	6	—	—	—	—	—	5	—	1	—
623	Nursing & residential care facilities . . . . .	(F)	(D)	(D)	24	6	6	5	3	2	2	—	—	—
6231	Nursing care facilities . . . . .	387	1 467	5 816	4	—	—	—	1	1	2	—	—	—
62311	Nursing care facilities . . . . .	387	1 467	5 816	4	—	—	—	1	1	2	—	—	—
623110	Nursing care facilities . . . . .	387	1 467	5 816	4	—	—	—	1	1	2	—	—	—
6232	Residential mental retardation, health facil . . . . .	125	521	2 539	8	—	3	4	—	1	—	—	—	—
624	Social assistance . . . . .	662	2 505	11 310	44	20	5	8	8	3	—	—	—	—
6241	Individual & family services . . . . .	314	1 447	6 226	19	8	3	3	3	2	—	—	—	—
62419	Other individual & family services . . . . .	196	958	4 284	13	5	3	1	3	1	—	—	—	—
624190	Other individual & family services . . . . .	196	958	4 284	13	5	3	1	3	1	—	—	—	—
6242	Community, emergency & other relief services . . . . .	122	417	1 631	4	1	—	1	1	1	—	—	—	—
62421	Community food services . . . . .	(C)	(D)	(D)	2	—	—	—	1	1	—	—	—	—
6243	Vocational rehabilitation services . . . . .	118	410	2 445	6	1	2	1	2	—	—	—	—	—
62431	Vocational rehabilitation services . . . . .	118	410	2 445	6	1	2	1	2	—	—	—	—	—
624310	Vocational rehabilitation services . . . . .	118	410	2 445	6	1	2	1	2	—	—	—	—	—
6244	Child day care services . . . . .	108	231	1 008	15	10	—	3	2	—	—	—	—	—
62441	Child day care services . . . . .	108	231	1 008	15	10	—	3	2	—	—	—	—	—
624410	Child day care services . . . . .	108	231	1 008	15	10	—	3	2	—	—	—	—	—
<b>71</b>	<b>Arts, entertainment &amp; recreation . . . . .</b>	<b>285</b>	<b>924</b>	<b>3 798</b>	<b>30</b>	<b>18</b>	<b>4</b>	<b>4</b>	<b>3</b>	<b>1</b>	<b>—</b>	<b>—</b>	<b>—</b>	<b>—</b>
713	Amusement, gambling & recreation industries . . . . .	228	740	2 959	16	7	3	2	3	1	—	—	—	—
7139	Other amusement & recreation industries . . . . .	228	740	2 959	16	7	3	2	3	1	—	—	—	—
71391	Golf courses & country clubs . . . . .	149	600	2 382	5	1	—	1	2	1	—	—	—	—
713910	Golf courses & country clubs . . . . .	149	600	2 382	5	1	—	1	2	1	—	—	—	—
<b>72</b>	<b>Accommodation &amp; food services . . . . .</b>	<b>3 265</b>	<b>6 886</b>	<b>28 488</b>	<b>249</b>	<b>106</b>	<b>36</b>	<b>50</b>	<b>48</b>	<b>7</b>	<b>2</b>	<b>—</b>	<b>—</b>	<b>—</b>
721	Accommodation . . . . .	657	1 493	5 836	46	22	5	9	7	2	1	—	—	—
7211	Traveler accommodation . . . . .	619	1 364	5 335	36	14	4	9	6	2	1	—	—	—
72111	Hotels (exc casino hotels) & motels . . . . .	570	1 268	4 895	28	10	2	7	6	2	1	—	—	—
721110	Hotels (exc casino hotels) & motels . . . . .	570	1 268	4 895	28	10	2	7	6	2	1	—	—	—
722	Food services & drinking places . . . . .	2 608	5 393	22 652	203	84	31	41	41	5	1	—	—	—
7221	Full-service restaurants . . . . .	1 119	2 357	9 980	89	37	16	14	20	2	—	—	—	—
72211	Full-service restaurants . . . . .	1 119	2 357	9 980	89	37	16	14	20	2	—	—	—	—
722110	Full-service restaurants . . . . .	1 119	2 357	9 980	89	37	16	14	20	2	—	—	—	—
7222	Limited-service eating places . . . . .	1 179	2 362	9 890	69	18	6	23	19	2	1	—	—	—
72221	Limited-service eating places . . . . .	1 179	2 362	9 890	69	18	6	23	19	2	1	—	—	—
722211	Limited-service restaurants . . . . .	1 052	2 129	8 792	55	14	2	18	18	2	1	—	—	—
722213	Snack & nonalcoholic beverage bars . . . . .	127	233	1 098	14	4	4	5	1	—	—	—	—	—
7223	Special food services . . . . .	151	426	1 817	12	6	2	1	2	1	—	—	—	—
72231	Food service contractors . . . . .	(C)	(D)	(D)	10	4	2	1	2	1	—	—	—	—
7224	Drinking places (alcoholic beverages) . . . . .	159	248	965	33	23	7	3	—	—	—	—	—	—
72241	Drinking places (alcoholic beverages) . . . . .	159	248	965	33	23	7	3	—	—	—	—	—	—
722410	Drinking places (alcoholic beverages) . . . . .	159	248	965	33	23	7	3	—	—	—	—	—	—
<b>81</b>	<b>Other services (except public administration) . . . . .</b>	<b>954</b>	<b>3 032</b>	<b>12 232</b>	<b>222</b>	<b>146</b>	<b>50</b>	<b>23</b>	<b>3</b>	<b>—</b>	<b>—</b>	<b>—</b>	<b>—</b>	<b>—</b>
811	Repair & maintenance . . . . .	298	1 260	5 037	72	46	16	10	—	—	—	—	—	—
8111	Automotive repair & maintenance . . . . .	263	1 070	4 522	59	36	13	10	—	—	—	—	—	—
81111	Automotive mechanical & electrical R&M . . . . .	170	727	3 096	41	25	11	5	—	—	—	—	—	—
811111	General automotive repair . . . . .	125	576	2 463	34	23	7	4	—	—	—	—	—	—
812	Personal & laundry services . . . . .	185	607	2 550	50	36	9	4	1	—	—	—	—	—
813	Religious, grantmaking, civic, prof & like organizations . . . . .	471	1 165	4 645	100	64	25	9	2	—	—	—	—	—
8131	Religious organizations . . . . .	303	709	2 811	64	44	12	7	1	—	—	—	—	—
81311	Religious organizations . . . . .	303	709	2 811	64	44	12	7	1	—	—	—	—	—
813110	Religious organizations . . . . .	303	709	2 811	64	44	12	7	1	—	—	—	—	—
8134	Civic & social organizations . . . . .	101	146	605	16	6	8	1	1	—	—	—	—	—
81341	Civic & social organizations . . . . .	101	146	605	16	6	8	1	1	—	—	—	—	—
813410	Civic & social organizations . . . . .	101	146	605	16	6	8	1	1	—	—	—	—	—
<b>95</b>	<b>Auxiliaries (exc corporate, subsidiary &amp; regional mgt) . . . . .</b>	<b>52</b>	<b>464</b>	<b>2 218</b>	<b>7</b>	<b>4</b>	<b>2</b>	<b>—</b>	<b>1</b>	<b>—</b>	<b>—</b>	<b>—</b>	<b>—</b>	<b>—</b>
<b>99</b>	<b>Unclassified establishments . . . . .</b>	<b>72</b>	<b>219</b>	<b>1 047</b>	<b>47</b>	<b>43</b>	<b>3</b>	<b>1</b>	<b>—</b>	<b>—</b>	<b>—</b>	<b>—</b>	<b>—</b>	<b>—</b>

See footnotes at end of table.

**Table 6. Counties—Employees, Payroll, and Establishments by Industry: 2000—Con.**

[Excludes most government employees, railroad employees, and self-employed persons. Size class 1 to 4 includes establishments with payroll, but no employees, during mid-March pay period. (D) denotes figures withheld to avoid disclosing data for individual companies; the data are included in broader industry totals. Detailed industries with 100 or more employees are shown if industry was not a (D). For explanation of terms, abbreviations, and data reliability/comparability, see introductory text]

NAICS code	Industry	Number of employees for week including March 12	Payroll (\$1,000)		Total number of establishments	Number of establishments by employment-size class								
			First quarter	Annual		1 to 4	5 to 9	10 to 19	20 to 49	50 to 99	100 to 249	250 to 499	500 to 999	1,000 or more
<b>COCONINO</b>														
	<b>Total</b> .....	<b>38 917</b>	<b>192 055</b>	<b>859 018</b>	<b>3 458</b>	<b>1 848</b>	<b>724</b>	<b>468</b>	<b>300</b>	<b>72</b>	<b>33</b>	<b>11</b>	<b>1</b>	<b>1</b>
<b>11</b>	<b>Forestry, fishing, hunting, and agriculture support</b> .....	(A)	(D)	(D)	3	2	1	—	—	—	—	—	—	—
<b>21</b>	<b>Mining</b> .....	117	592	2 365	10	3	2	3	2	—	—	—	—	—
212	Mining (except oil & gas) .....	(C)	(D)	(D)	9	2	2	3	2	—	—	—	—	—
2123	Nonmetallic mineral mining & quarrying .....	114	564	2 234	8	1	2	3	2	—	—	—	—	—
<b>22</b>	<b>Utilities</b> .....	<b>234</b>	<b>3 553</b>	<b>14 205</b>	<b>14</b>	<b>8</b>	<b>3</b>	<b>1</b>	<b>—</b>	<b>2</b>	<b>—</b>	<b>—</b>	<b>—</b>	<b>—</b>
221	Utilities .....	234	3 553	14 205	14	8	3	1	—	2	—	—	—	—
<b>23</b>	<b>Construction</b> .....	<b>2 557</b>	<b>13 236</b>	<b>59 885</b>	<b>462</b>	<b>293</b>	<b>91</b>	<b>54</b>	<b>22</b>	<b>2</b>	<b>—</b>	<b>—</b>	<b>—</b>	<b>—</b>
233	Building, developing & general contracting .....	864	4 730	20 915	176	115	30	25	6	—	—	—	—	—
2332	Residential building construction .....	646	3 442	14 698	147	101	24	18	4	—	—	—	—	—
23321	Single-family housing construction .....	636	3 397	14 499	143	98	23	18	4	—	—	—	—	—
233210	Single-family housing construction .....	636	3 397	14 499	143	98	23	18	4	—	—	—	—	—
2333	Nonresidential building construction .....	163	1 120	5 242	19	8	5	4	2	—	—	—	—	—
23332	Commercial & institutional bldg construction ..	152	1 038	4 742	16	6	4	4	2	—	—	—	—	—
233320	Commercial & institutional bldg construction ..	152	1 038	4 742	16	6	4	4	2	—	—	—	—	—
234	Heavy construction .....	163	1 010	4 984	20	12	4	2	2	—	—	—	—	—
2349	Other heavy construction .....	135	843	4 205	15	9	2	2	2	—	—	—	—	—
235	Special trade contractors .....	1 530	7 496	33 986	266	166	57	27	14	2	—	—	—	—
2351	Plumbing, heating & AC contractor .....	250	1 543	6 488	48	29	12	5	2	—	—	—	—	—
23511	Plumbing, heating & AC contractor .....	250	1 543	6 488	48	29	12	5	2	—	—	—	—	—
235110	Plumbing, heating & AC contractor .....	250	1 543	6 488	48	29	12	5	2	—	—	—	—	—
2352	Painting & wall covering contractors .....	158	703	3 157	32	19	9	3	1	—	—	—	—	—
23521	Painting & wall covering contractors .....	158	703	3 157	32	19	9	3	1	—	—	—	—	—
235210	Painting & wall covering contractors .....	158	703	3 157	32	19	9	3	1	—	—	—	—	—
2353	Electrical contractors .....	246	1 372	6 745	42	27	10	2	3	—	—	—	—	—
23531	Electrical contractors .....	246	1 372	6 745	42	27	10	2	3	—	—	—	—	—
235310	Electrical contractors .....	246	1 372	6 745	42	27	10	2	3	—	—	—	—	—
2354	Masonry, drywall, insulation, tile contractors ....	305	1 261	5 366	39	24	7	4	3	1	—	—	—	—
23541	Masonry & stone contractors .....	135	453	2 209	23	14	4	4	1	—	—	—	—	—
235410	Masonry & stone contractors .....	135	453	2 209	23	14	4	4	1	—	—	—	—	—
23542	Drywall, acoustical & insulation contractors ...	154	756	2 922	9	4	2	—	2	1	—	—	—	—
235420	Drywall, acoustical & insulation contractors ...	154	756	2 922	9	4	2	—	2	1	—	—	—	—
2355	Carpentry & floor contractors .....	(C)	(D)	(D)	25	18	3	2	1	1	—	—	—	—
23551	Carpentry contractors .....	137	699	2 759	20	13	3	2	1	1	—	—	—	—
235510	Carpentry contractors .....	137	699	2 759	20	13	3	2	1	1	—	—	—	—
2356	Roofing, siding, & sheet metal contractors .....	138	549	2 354	14	5	5	2	2	—	—	—	—	—
23561	Roofing, siding, & sheet metal contractors .....	138	549	2 354	14	5	5	2	2	—	—	—	—	—
235610	Roofing, siding, & sheet metal contractors ..	138	549	2 354	14	5	5	2	2	—	—	—	—	—
2357	Concrete contractors .....	125	600	2 930	21	12	3	5	1	—	—	—	—	—
23571	Concrete contractors .....	125	600	2 930	21	12	3	5	1	—	—	—	—	—
235710	Concrete contractors .....	125	600	2 930	21	12	3	5	1	—	—	—	—	—
2359	Other special trade contractors .....	159	711	3 942	44	32	7	4	1	—	—	—	—	—
<b>31-33</b>	<b>Manufacturing</b> .....	<b>2 345</b>	<b>19 021</b>	<b>83 298</b>	<b>112</b>	<b>58</b>	<b>20</b>	<b>15</b>	<b>6</b>	<b>4</b>	<b>9</b>	<b>—</b>	<b>—</b>	<b>—</b>
311	Food mfg .....	(C)	(D)	(D)	12	9	—	2	—	1	—	—	—	—
3111	Animal food mfg .....	(C)	(D)	(D)	1	—	—	—	—	1	—	—	—	—
31111	Animal food mfg .....	(C)	(D)	(D)	1	—	—	—	—	1	—	—	—	—
312	Beverage & tobacco product mfg .....	(C)	(D)	(D)	3	—	1	—	1	1	—	—	—	—
3121	Beverage mfg .....	(C)	(D)	(D)	3	—	1	—	1	1	—	—	—	—
31211	Soft drink & ice mfg .....	(C)	(D)	(D)	2	—	1	—	—	1	—	—	—	—
322	Paper mfg .....	(C)	(D)	(D)	2	—	—	—	—	2	—	—	—	—
334	Computer & electronic product mfg .....	(C)	(D)	(D)	3	1	—	—	1	—	1	—	—	—
3344	Semiconductor & oth electronic component mfg .....	(C)	(D)	(D)	1	—	—	—	—	—	1	—	—	—
33441	Semiconductor & oth electronic component mfg .....	(C)	(D)	(D)	1	—	—	—	—	—	1	—	—	—
339	Miscellaneous mfg .....	(G)	(D)	(D)	22	11	2	1	1	—	7	—	—	—
3391	Medical equipment & supplies mfg .....	(G)	(D)	(D)	13	5	1	—	1	—	6	—	—	—
33911	Medical equipment & supplies mfg .....	(G)	(D)	(D)	13	5	1	—	1	—	6	—	—	—
3399	Other miscellaneous mfg .....	236	979	3 987	9	6	1	1	—	—	1	—	—	—
33992	Sporting & athletic goods mfg .....	(C)	(D)	(D)	1	—	—	—	—	—	1	—	—	—
<b>42</b>	<b>Wholesale trade</b> .....	<b>1 029</b>	<b>6 657</b>	<b>31 082</b>	<b>109</b>	<b>58</b>	<b>21</b>	<b>15</b>	<b>11</b>	<b>4</b>	<b>—</b>	<b>—</b>	<b>—</b>	<b>—</b>
421	Wholesale trade, durable goods .....	520	3 491	16 349	63	36	12	8	5	2	—	—	—	—
422	Wholesale trade, nondurable goods .....	509	3 166	14 733	46	22	9	7	6	2	—	—	—	—
4224	Grocery & related product whse .....	272	1 468	6 700	22	11	4	3	3	1	—	—	—	—
42249	Other grocery & related products whse .....	173	829	3 859	13	6	3	2	1	1	—	—	—	—
422490	Other grocery & related products whse ....	173	829	3 859	13	6	3	2	1	1	—	—	—	—
4228	Beer, wine, distilled alcoholic beverage whse ..	104	684	2 766	3	—	—	—	2	1	—	—	—	—
42281	Beer & ale whse .....	104	684	2 766	3	—	—	—	2	1	—	—	—	—
422810	Beer & ale whse .....	104	684	2 766	3	—	—	—	2	1	—	—	—	—

See footnotes at end of table.

**Table 6. Counties—Employees, Payroll, and Establishments by Industry: 2000—Con.**

[Excludes most government employees, railroad employees, and self-employed persons. Size class 1 to 4 includes establishments with payroll, but no employees, during mid-March pay period. (D) denotes figures withheld to avoid disclosing data for individual companies; the data are included in broader industry totals. Detailed industries with 100 or more employees are shown if industry was not a (D). For explanation of terms, abbreviations, and data reliability/comparability, see introductory text]

NAICS code	Industry	Number of employees for week including March 12	Payroll (\$1,000)		Total number of establishments	Number of establishments by employment-size class								
			First quarter	Annual		1 to 4	5 to 9	10 to 19	20 to 49	50 to 99	100 to 249	250 to 499	500 to 999	1,000 or more
<b>COCONINO—Con.</b>														
<b>44-45</b>	<b>Retail trade</b>	<b>7 408</b>	<b>30 913</b>	<b>135 338</b>	<b>642</b>	<b>286</b>	<b>181</b>	<b>98</b>	<b>48</b>	<b>19</b>	<b>9</b>	<b>1</b>		
441	Motor vehicle & parts dealers	779	5 296	23 511	47	13	9	13	8	4				
4411	Automobile dealers	457	3 666	15 815	16	5	2	3	4					
44111	New car dealers	440	3 543	15 392	12	3		2	3	4				
441110	New car dealers	440	3 543	15 392	12	3		2	3	4				
4413	Automotive parts, accessories & tire stores	270	1 246	5 697	24	5	5	10	4					
44131	Automotive parts, accessories & tire stores	183	750	3 481	17	4	4	6	3					
441310	Automotive parts, accessories & tire stores	183	750	3 481	17	4	4	6	3					
442	Furniture & home furnishing stores	195	973	3 684	29	16	6	5	2					
4422	Home furnishings stores	109	521	1 900	16	9	4	2	1					
443	Electronics & appliance stores	161	732	2 566	28	15	9	3	1					
4431	Electronics & appliance stores	161	732	2 566	28	15	9	3	1					
444	Bldg material & garden equip & supp dealers	587	3 028	15 746	41	11	15	10	3	1				
4441	Building material & supplies dealers	457	2 589	12 974	33	8	14	8	1	1				
44411	Home centers	164	1 080	6 653	3	1		1		1				
444110	Home centers	164	1 080	6 653	3	1		1		1				
44419	Other building material dealers	220	1 187	4 953	20	5	8	6		1				
444190	Other building material dealers	220	1 187	4 953	20	5	8	6		1				
4442	Lawn & garden equip & supplies stores	130	439	2 772	8	3	1	2	2					
44422	Nursery & garden centers	130	439	2 772	8	3	1	2	2					
444220	Nursery & garden centers	130	439	2 772	8	3	1	2	2					
445	Food & beverage stores	1 326	5 330	23 926	50	16	12	7	3	10	2			
4451	Grocery stores	1 254	5 161	23 160	35	7	8	5	3	10	2			
44511	Grocery (except convenience) stores	1 171	4 907	22 056	27	5	4	4	2	10	2			
445110	Grocery (except convenience) stores	1 171	4 907	22 056	27	5	4	4	2	10	2			
446	Health & personal care stores	261	1 083	4 572	34	16	10	6	2					
4461	Health & personal care stores	261	1 083	4 572	34	16	10	6	2					
44611	Pharmacies & drug stores	131	689	2 890	8	2	1	3	2					
446110	Pharmacies & drug stores	131	689	2 890	8	2	1	3	2					
447	Gasoline stations	826	2 475	10 627	91	27	33	21	10					
4471	Gasoline stations	826	2 475	10 627	91	27	33	21	10					
44711	Gasoline stations with convenience stores	560	1 628	7 180	62	14	27	15	6					
447110	Gasoline stations with convenience stores	560	1 628	7 180	62	14	27	15	6					
44719	Other gasoline stations	266	847	3 447	29	13	6	6	4					
447190	Other gasoline stations	266	847	3 447	29	13	6	6	4					
448	Clothing & clothing accessories stores	566	1 655	6 879	97	49	31	14	3					
4481	Clothing stores	374	1 008	4 182	57	29	14	11	3					
44814	Family clothing stores	166	451	1 876	14	3	3	6	2					
448140	Family clothing stores	166	451	1 876	14	3	3	6	2					
4483	Jewelry, luggage & leather goods stores	119	420	1 817	26	16	8	2						
44831	Jewelry stores	119	420	1 817	26	16	8	2						
448310	Jewelry stores	119	420	1 817	26	16	8	2						
451	Sporting goods, hobby, book & music stores	419	1 503	6 134	58	33	11	9	4	1				
4511	Sporting goods, hobby, musical instrument stores	213	744	3 217	37	22	6	7	2					
45111	Sporting goods stores	143	535	2 366	21	10	4	6	1					
451110	Sporting goods stores	143	535	2 366	21	10	4	6	1					
4512	Book, periodical & music stores	206	759	2 917	21	11	5	2	2	1				
45122	Prerecorded tape, CD & record stores	111	480	1 778	4		1	1	1	1				
451220	Prerecorded tape, CD & record stores	111	480	1 778	4		1	1	1	1				
452	General merchandise stores	1 356	4 899	20 926	23	7	3	1	3	2	6	1		
4521	Department stores	1 018	3 681	15 861	7					1	5	1		
45211	Department stores	1 018	3 681	15 861	7					1	5	1		
452110	Department stores	1 018	3 681	15 861	7					1	5	1		
4529	Other general merchandise stores	338	1 218	5 065	16	7	3	1	3	1	1			
45291	Warehouse clubs & superstores	(C)	(D)	(D)	1						1			
45299	All other general merchandise stores	(C)	(D)	(D)	15	7	3	1	3	1				
453	Miscellaneous store retailers	770	2 777	11 854	122	70	38	6	7	1				
4532	Office supplies, stationery & gift stores	385	1 207	4 937	63	37	20	3	2	1				
45322	Gift, novelty & souvenir stores	314	951	3 886	58	35	19	3		1				
453220	Gift, novelty & souvenir stores	314	951	3 886	58	35	19	3		1				
4533	Used merchandise stores	127	366	1 482	8	3	1		4					
45331	Used merchandise stores	127	366	1 482	8	3	1		4					
453310	Used merchandise stores	127	366	1 482	8	3	1		4					
4539	Other miscellaneous store retailers	216	1 099	4 990	40	22	15	2	1					
45392	Art dealers	101	585	2 596	18	8	8	2						
453920	Art dealers	101	585	2 596	18	8	8	2						
454	Nonstore retailers	162	1 162	4 913	22	13	4	3	2					

See footnotes at end of table.

**Table 6. Counties—Employees, Payroll, and Establishments by Industry: 2000—Con.**

[Excludes most government employees, railroad employees, and self-employed persons. Size class 1 to 4 includes establishments with payroll, but no employees, during mid-March pay period. (D) denotes figures withheld to avoid disclosing data for individual companies; the data are included in broader industry totals. Detailed industries with 100 or more employees are shown if industry was not a (D). For explanation of terms, abbreviations, and data reliability/comparability, see introductory text]

NAICS code	Industry	Number of employees for week including March 12	Payroll (\$1,000)		Total number of establishments	Number of establishments by employment-size class								
			First quarter	Annual		1 to 4	5 to 9	10 to 19	20 to 49	50 to 99	100 to 249	250 to 499	500 to 999	1,000 or more
<b>COCONINO—Con.</b>														
<b>48-49</b>	<b>Transportation &amp; warehousing</b>	<b>1 605</b>	<b>8 929</b>	<b>38 205</b>	<b>114</b>	<b>63</b>	<b>23</b>	<b>13</b>	<b>12</b>	<b>1</b>	—	<b>2</b>	—	—
481	Air transportation	(C)	(D)	(D)	3	1	—	1	—	1	—	—	—	—
484	Truck transportation	373	2 230	10 153	62	38	12	8	4	—	—	—	—	—
4841	General freight trucking	121	1 013	4 557	31	22	6	2	1	—	—	—	—	—
4842	Specialized freight trucking	252	1 217	5 596	31	16	6	6	3	—	—	—	—	—
48422	Specialized freight (exc used) trucking, local	114	356	1 748	19	13	2	2	2	—	—	—	—	—
484220	Specialized freight (exc used) trucking, local	114	356	1 748	19	13	2	2	2	—	—	—	—	—
485	Transit & ground passenger transportation	563	1 978	8 035	13	5	5	—	2	—	—	1	—	—
4853	Taxi & limousine service	(E)	(D)	(D)	5	2	2	—	—	—	—	1	—	—
48531	Taxi service	(E)	(D)	(D)	2	1	—	—	—	—	—	1	—	—
487	Scenic & sightseeing transportation	412	2 196	9 624	10	3	1	1	4	—	—	1	—	—
4871	Scenic & sightseeing transportation, land	(E)	(D)	(D)	4	1	—	1	1	—	—	1	—	—
48711	Scenic & sightseeing transportation, land	(E)	(D)	(D)	4	1	—	1	1	—	—	1	—	—
<b>51</b>	<b>Information</b>	<b>595</b>	<b>3 924</b>	<b>16 485</b>	<b>57</b>	<b>27</b>	<b>12</b>	<b>8</b>	<b>9</b>	—	<b>1</b>	—	—	—
511	Publishing industries	226	1 504	5 810	18	7	4	5	1	—	1	—	—	—
5111	Newspaper, periodical, book, database publishers	(C)	(D)	(D)	17	6	4	5	1	—	1	—	—	—
51111	Newspaper publishers	160	907	3 774	7	2	1	2	1	—	1	—	—	—
511110	Newspaper publishers	160	907	3 774	7	2	1	2	1	—	1	—	—	—
512	Motion picture & sound recording industries	124	360	1 560	7	1	2	1	3	—	—	—	—	—
5121	Motion picture & video industries	124	360	1 560	7	1	2	1	3	—	—	—	—	—
513	Broadcasting & telecommunications	228	2 001	8 823	27	16	4	2	5	—	—	—	—	—
5131	Radio & television broadcasting	(C)	(D)	(D)	8	3	1	1	3	—	—	—	—	—
51311	Radio broadcasting	100	585	2 535	7	2	1	1	3	—	—	—	—	—
513112	Radio stations	100	585	2 535	7	2	1	1	3	—	—	—	—	—
<b>52</b>	<b>Finance &amp; insurance</b>	<b>777</b>	<b>5 508</b>	<b>22 584</b>	<b>131</b>	<b>81</b>	<b>23</b>	<b>19</b>	<b>7</b>	<b>1</b>	—	—	—	—
522	Credit intermediation & related activities	546	3 794	14 681	61	25	16	12	7	1	—	—	—	—
5221	Depository credit intermediation	467	3 131	11 822	41	13	9	11	7	1	—	—	—	—
52211	Commercial banking	394	2 684	9 959	32	9	7	9	6	1	—	—	—	—
522110	Commercial banking	394	2 684	9 959	32	9	7	9	6	1	—	—	—	—
524	Insurance carriers & related activities	201	1 258	5 991	56	43	6	7	—	—	—	—	—	—
5242	Agencies & other insurance related activities	(C)	(D)	(D)	47	39	5	3	—	—	—	—	—	—
52421	Insurance agencies & brokerages	131	788	3 605	44	36	5	3	—	—	—	—	—	—
524210	Insurance agencies & brokerages	131	788	3 605	44	36	5	3	—	—	—	—	—	—
<b>53</b>	<b>Real estate &amp; rental &amp; leasing</b>	<b>1 019</b>	<b>6 023</b>	<b>22 649</b>	<b>160</b>	<b>112</b>	<b>32</b>	<b>12</b>	<b>2</b>	<b>1</b>	—	<b>1</b>	—	—
531	Real estate	839	5 006	18 158	131	100	23	4	2	1	—	1	—	—
5311	Lessors of real estate	224	1 373	6 499	56	40	12	2	2	—	—	—	—	—
5312	Offices of real estate agents & brokers	532	3 215	10 254	51	43	5	1	—	1	—	1	—	—
53121	Offices of real estate agents & brokers	532	3 215	10 254	51	43	5	1	—	1	—	1	—	—
531210	Offices of real estate agents & brokers	532	3 215	10 254	51	43	5	1	—	1	—	1	—	—
532	Rental & leasing services	180	1 017	4 491	29	12	9	8	—	—	—	—	—	—
<b>54</b>	<b>Professional, scientific &amp; technical services</b>	<b>1 005</b>	<b>7 109</b>	<b>33 224</b>	<b>226</b>	<b>166</b>	<b>37</b>	<b>15</b>	<b>6</b>	<b>2</b>	—	—	—	—
541	Professional, scientific & technical services	1 005	7 109	33 224	226	166	37	15	6	2	—	—	—	—
5411	Legal services	222	1 481	7 291	53	41	8	1	3	—	—	—	—	—
54111	Offices of lawyers	(C)	(D)	(D)	50	39	8	—	3	—	—	—	—	—
5412	Accounting, tax prep, bookkeep, payroll services	148	751	3 766	54	42	9	3	—	—	—	—	—	—
54121	Accounting, tax prep, bookkeep, payroll services	148	751	3 766	54	42	9	3	—	—	—	—	—	—
5413	Architectural, engineering & related services	202	1 475	6 631	46	32	10	3	1	—	—	—	—	—
5416	Management, sci & tech consulting services	131	1 283	6 259	22	16	3	2	—	1	—	—	—	—
5417	Scientific R&D services	143	1 352	6 000	9	4	1	2	1	1	—	—	—	—
54171	R&D in physical, engineering & life sciences	131	1 298	5 712	6	2	—	2	1	1	—	—	—	—
541710	R&D in physical, engineering & life sciences	131	1 298	5 712	6	2	—	2	1	1	—	—	—	—
5419	Oth professional, scientific, technical services	123	513	2 262	27	19	3	4	1	—	—	—	—	—
<b>55</b>	<b>Management of companies &amp; enterprises</b>	<b>402</b>	<b>3 665</b>	<b>13 998</b>	<b>11</b>	<b>2</b>	<b>5</b>	<b>2</b>	<b>1</b>	—	—	<b>1</b>	—	—
551	Management of companies & enterprises	402	3 665	13 998	11	2	5	2	1	—	—	1	—	—
5511	Management of companies & enterprises	402	3 665	13 998	11	2	5	2	1	—	—	1	—	—
55111	Management of companies & enterprises	402	3 665	13 998	11	2	5	2	1	—	—	1	—	—
<b>56</b>	<b>Admin, support, waste mgt, remediation services</b>	<b>1 376</b>	<b>4 874</b>	<b>21 327</b>	<b>139</b>	<b>88</b>	<b>25</b>	<b>11</b>	<b>11</b>	<b>2</b>	<b>2</b>	—	—	—
561	Administrative & support services	1 318	4 398	19 517	130	82	23	11	10	2	2	—	—	—
5613	Employment services	469	1 173	5 938	10	2	1	—	5	1	1	—	—	—
56132	Temporary help services	(E)	(D)	(D)	8	1	1	—	4	1	1	—	—	—
5614	Business support services	300	931	3 316	14	7	5	1	—	—	1	—	—	—
56142	Telephone call centers	243	706	2 368	3	1	1	—	—	—	1	—	—	—
5617	Services to buildings & dwellings	342	841	4 481	63	41	12	6	4	—	—	—	—	—
56172	Janitorial services	186	369	1 881	27	18	4	1	4	—	—	—	—	—
561720	Janitorial services	186	369	1 881	27	18	4	1	4	—	—	—	—	—

See footnotes at end of table.

**Table 6. Counties—Employees, Payroll, and Establishments by Industry: 2000—Con.**

[Excludes most government employees, railroad employees, and self-employed persons. Size class 1 to 4 includes establishments with payroll, but no employees, during mid-March pay period. (D) denotes figures withheld to avoid disclosing data for individual companies; the data are included in broader industry totals. Detailed industries with 100 or more employees are shown if industry was not a (D). For explanation of terms, abbreviations, and data reliability/comparability, see introductory text]

NAICS code	Industry	Number of employees for week including March 12	Payroll (\$1,000)		Total number of establishments	Number of establishments by employment-size class									
			First quarter	Annual		1 to 4	5 to 9	10 to 19	20 to 49	50 to 99	100 to 249	250 to 499	500 to 999	1,000 or more	
<b>COCONINO—Con.</b>															
<b>61</b>	<b>Educational services . . . . .</b>	<b>581</b>	<b>2 750</b>	<b>11 466</b>	<b>40</b>	<b>24</b>	<b>4</b>	<b>5</b>	<b>5</b>	<b>—</b>	<b>2</b>	<b>—</b>	<b>—</b>	<b>—</b>	
611	Educational services . . . . .	581	2 750	11 466	40	24	4	5	5	—	2	—	—	—	
6111	Elementary & secondary schools . . . . .	457	2 422	9 965	12	2	1	3	4	—	2	—	—	—	
61111	Elementary & secondary schools . . . . .	457	2 422	9 965	12	2	1	3	4	—	2	—	—	—	
611110	Elementary & secondary schools . . . . .	457	2 422	9 965	12	2	1	3	4	—	2	—	—	—	
<b>62</b>	<b>Health care and social assistance . . . . .</b>	<b>4 975</b>	<b>34 275</b>	<b>154 373</b>	<b>305</b>	<b>150</b>	<b>75</b>	<b>45</b>	<b>23</b>	<b>7</b>	<b>2</b>	<b>2</b>	<b>—</b>	<b>1</b>	
621	Ambulatory health care services . . . . .	1 680	13 958	65 710	241	131	59	34	14	2	1	—	—	—	
6211	Offices of physicians . . . . .	679	7 370	36 702	91	50	22	9	8	2	—	—	—	—	
62111	Offices of physicians . . . . .	679	7 370	36 702	91	50	22	9	8	2	—	—	—	—	
621111	Offices of physicians (exc mental health) . . . . .	664	7 304	36 286	85	46	20	9	8	2	—	—	—	—	
6212	Offices of dentists . . . . .	342	2 067	9 570	53	17	23	13	—	—	—	—	—	—	
62121	Offices of dentists . . . . .	342	2 067	9 570	53	17	23	13	—	—	—	—	—	—	
621210	Offices of dentists . . . . .	342	2 067	9 570	53	17	23	13	—	—	—	—	—	—	
6213	Offices of other health practitioners . . . . .	162	1 015	4 284	60	52	4	4	—	—	—	—	—	—	
6214	Outpatient care centers . . . . .	437	3 142	13 752	28	9	6	6	6	—	1	—	—	—	
62142	Outpatient mental health, substance abuse ctrs . . . . .	(C)	(D)	(D)	10	5	1	2	1	—	1	—	—	—	
62149	Other outpatient care centers . . . . .	218	1 634	7 105	17	4	4	4	5	—	—	—	—	—	
621498	All other outpatient care centers . . . . .	130	1 057	4 731	7	2	—	1	4	—	—	—	—	—	
622	Hospitals . . . . .	2 076	16 008	71 084	3	—	—	—	—	—	1	1	—	1	
6221	General medical & surgical hospitals . . . . .	2 076	16 008	71 084	3	—	—	—	—	—	1	1	—	1	
62211	General medical & surgical hospitals . . . . .	2 076	16 008	71 084	3	—	—	—	—	—	1	1	—	1	
622110	General medical & surgical hospitals . . . . .	2 076	16 008	71 084	3	—	—	—	—	—	1	1	—	1	
623	Nursing & residential care facilities . . . . .	632	2 028	7 964	21	7	8	—	2	3	—	1	—	—	
6232	Residential mental retardation, health facil . . . . .	489	1 470	6 265	10	—	7	—	—	2	—	1	—	—	
62321	Residential mental retardation facilities . . . . .	489	1 470	6 265	10	—	7	—	—	2	—	1	—	—	
623210	Residential mental retardation facilities . . . . .	489	1 470	6 265	10	—	7	—	—	2	—	1	—	—	
624	Social assistance . . . . .	587	2 281	9 615	40	12	8	11	7	2	—	—	—	—	
6241	Individual & family services . . . . .	300	1 232	5 340	21	7	3	6	4	1	—	—	—	—	
62411	Child & youth services . . . . .	133	642	2 817	6	1	1	1	2	1	—	—	—	—	
624110	Child & youth services . . . . .	133	642	2 817	6	1	1	1	2	1	—	—	—	—	
6243	Vocational rehabilitation services . . . . .	109	509	2 056	4	1	—	1	1	1	—	—	—	—	
62431	Vocational rehabilitation services . . . . .	109	509	2 056	4	1	—	1	1	1	—	—	—	—	
624310	Vocational rehabilitation services . . . . .	109	509	2 056	4	1	—	1	1	1	—	—	—	—	
6244	Child day care services . . . . .	105	251	977	10	2	3	4	1	—	—	—	—	—	
62441	Child day care services . . . . .	105	251	977	10	2	3	4	1	—	—	—	—	—	
624410	Child day care services . . . . .	105	251	977	10	2	3	4	1	—	—	—	—	—	
<b>71</b>	<b>Arts, entertainment &amp; recreation . . . . .</b>	<b>1 167</b>	<b>3 705</b>	<b>21 696</b>	<b>84</b>	<b>41</b>	<b>18</b>	<b>14</b>	<b>6</b>	<b>4</b>	<b>—</b>	<b>1</b>	<b>—</b>	<b>—</b>	
713	Amusement, gambling & recreation industries . . . . .	1 027	3 021	18 479	59	21	16	13	5	3	—	1	—	—	
7139	Other amusement & recreation industries . . . . .	(G)	(D)	(D)	57	20	15	13	5	3	—	1	—	—	
71391	Golf courses & country clubs . . . . .	117	623	4 460	6	—	2	2	2	—	—	—	—	—	
713910	Golf courses & country clubs . . . . .	117	623	4 460	6	—	2	2	2	—	—	—	—	—	
71392	Skiing facilities . . . . .	(E)	(D)	(D)	2	—	1	—	—	—	—	1	—	—	
71393	Marinas . . . . .	(C)	(D)	(D)	18	8	6	2	1	1	—	—	—	—	
71394	Fitness & recreational sports centers . . . . .	(C)	(D)	(D)	12	7	1	1	1	2	—	—	—	—	
71399	All other amusement & recreation industries . . . . .	143	614	4 599	16	4	5	6	1	—	—	—	—	—	
713990	All other amusement & recreation industries . . . . .	143	614	4 599	16	4	5	6	1	—	—	—	—	—	
<b>72</b>	<b>Accommodation &amp; food services . . . . .</b>	<b>9 454</b>	<b>25 465</b>	<b>128 432</b>	<b>453</b>	<b>135</b>	<b>71</b>	<b>99</b>	<b>115</b>	<b>22</b>	<b>8</b>	<b>2</b>	<b>1</b>	<b>—</b>	
721	Accommodation . . . . .	3 522	12 045	62 415	162	64	25	33	31	4	3	1	1	—	
7211	Traveler accommodation . . . . .	3 275	11 416	58 311	139	49	20	33	29	4	2	1	1	—	
72111	Hotels (exc casino hotels) & motels . . . . .	3 188	11 173	56 845	126	41	18	31	28	4	2	1	1	—	
721110	Hotels (exc casino hotels) & motels . . . . .	3 188	11 173	56 845	126	41	18	31	28	4	2	1	1	—	
7212	RV parks & recreational camps . . . . .	172	359	2 968	20	14	5	—	—	—	1	—	—	—	
72121	RV parks & recreational camps . . . . .	172	359	2 968	20	14	5	—	—	—	1	—	—	—	
722	Food services & drinking places . . . . .	5 932	13 420	66 017	291	71	46	66	84	18	5	1	—	—	
7221	Full-service restaurants . . . . .	3 265	7 913	37 445	138	29	19	29	44	13	4	—	—	—	
72211	Full-service restaurants . . . . .	3 265	7 913	37 445	138	29	19	29	44	13	4	—	—	—	
722110	Full-service restaurants . . . . .	3 265	7 913	37 445	138	29	19	29	44	13	4	—	—	—	
7222	Limited-service eating places . . . . .	1 731	3 810	18 658	108	29	16	26	34	2	1	—	—	—	
72221	Limited-service eating places . . . . .	1 731	3 810	18 658	108	29	16	26	34	2	1	—	—	—	
722211	Limited-service restaurants . . . . .	1 459	3 179	15 623	86	19	12	21	32	2	—	—	—	—	
722212	Cafeterias . . . . .	158	475	2 031	3	—	—	1	1	—	1	—	—	—	
722213	Snack & nonalcoholic beverage bars . . . . .	114	156	1 004	19	10	4	4	1	—	—	—	—	—	
7223	Special food services . . . . .	608	1 111	7 528	22	7	4	6	2	2	—	1	—	—	
72231	Food service contractors . . . . .	577	1 067	7 199	16	3	4	4	2	2	—	1	—	—	
722310	Food service contractors . . . . .	577	1 067	7 199	16	3	4	4	2	2	—	1	—	—	
7224	Drinking places (alcoholic beverages) . . . . .	328	586	2 386	23	6	7	5	4	1	—	—	—	—	
72241	Drinking places (alcoholic beverages) . . . . .	328	586	2 386	23	6	7	5	4	1	—	—	—	—	
722410	Drinking places (alcoholic beverages) . . . . .	328	586	2 386	23	6	7	5	4	1	—	—	—	—	

See footnotes at end of table.

**Table 6. Counties—Employees, Payroll, and Establishments by Industry: 2000—Con.**

[Excludes most government employees, railroad employees, and self-employed persons. Size class 1 to 4 includes establishments with payroll, but no employees, during mid-March pay period. (D) denotes figures withheld to avoid disclosing data for individual companies; the data are included in broader industry totals. Detailed industries with 100 or more employees are shown if industry was not a (D). For explanation of terms, abbreviations, and data reliability/comparability, see introductory text]

NAICS code	Industry	Number of employees for week including March 12	Payroll (\$1,000)		Total number of establishments	Number of establishments by employment-size class									
			First quarter	Annual		1 to 4	5 to 9	10 to 19	20 to 49	50 to 99	100 to 249	250 to 499	500 to 999	1,000 or more	
<b>COCONINO—Con.</b>															
<b>81</b>	<b>Other services (except public administration)</b>	<b>1 691</b>	<b>7 042</b>	<b>30 303</b>	<b>298</b>	<b>179</b>	<b>71</b>	<b>36</b>	<b>11</b>	<b>1</b>	—	—	—	—	
811	Repair & maintenance	606	3 088	13 412	118	65	36	15	2	—	—	—	—	—	
8111	Automotive repair & maintenance	493	2 517	10 915	89	47	27	13	2	—	—	—	—	—	
81111	Automotive mechanical & electrical R&M	264	1 479	6 367	53	28	19	5	1	—	—	—	—	—	
811111	General automotive repair	205	1 197	5 129	40	20	15	4	1	—	—	—	—	—	
81112	Automotive body, paint, interior & glass repair	141	844	3 471	23	10	7	6	—	—	—	—	—	—	
811121	Automotive body, paint & interior R&M	111	669	2 699	18	9	4	5	—	—	—	—	—	—	
812	Personal & laundry services	358	1 356	5 954	70	44	17	7	2	—	—	—	—	—	
8123	Drycleaning & laundry services	197	786	3 285	23	11	6	4	2	—	—	—	—	—	
81233	Linen & uniform supply	108	537	2 214	5	1	—	2	2	—	—	—	—	—	
812331	Linen supply	108	537	2 214	5	1	—	2	2	—	—	—	—	—	
813	Religious, grantmaking, civic, prof & like organizations	727	2 598	10 937	110	70	18	14	7	1	—	—	—	—	
8131	Religious organizations	417	1 118	4 558	54	33	7	10	3	1	—	—	—	—	
81311	Religious organizations	417	1 118	4 558	54	33	7	10	3	1	—	—	—	—	
813110	Religious organizations	417	1 118	4 558	54	33	7	10	3	1	—	—	—	—	
8139	Business, labor, political, like organizations	160	754	3 263	27	19	4	2	2	—	—	—	—	—	
<b>95</b>	<b>Auxiliaries (exc corporate, subsidiary &amp; regional mgt)</b>	<b>446</b>	<b>4 414</b>	<b>15 833</b>	<b>16</b>	<b>7</b>	<b>3</b>	<b>3</b>	<b>2</b>	—	—	<b>1</b>	—	—	
<b>99</b>	<b>Unclassified establishments</b>	<b>(C)</b>	<b>(D)</b>	<b>(D)</b>	<b>72</b>	<b>65</b>	<b>6</b>	—	<b>1</b>	—	—	—	—	—	
<b>GILA</b>															
	<b>Total</b>	<b>12 952</b>	<b>76 841</b>	<b>313 000</b>	<b>1 147</b>	<b>681</b>	<b>204</b>	<b>150</b>	<b>82</b>	<b>14</b>	<b>9</b>	<b>5</b>	<b>1</b>	<b>1</b>	
<b>11</b>	<b>Forestry, fishing, hunting, and agriculture support</b>	<b>98</b>	<b>448</b>	<b>2 205</b>	<b>8</b>	<b>5</b>	<b>1</b>	—	<b>2</b>	—	—	—	—	—	
<b>21</b>	<b>Mining</b>	<b>1 400</b>	<b>17 191</b>	<b>64 514</b>	<b>9</b>	<b>3</b>	<b>1</b>	<b>1</b>	<b>1</b>	—	<b>1</b>	<b>1</b>	<b>1</b>	—	
212	Mining (except oil & gas)	(G)	(D)	(D)	7	3	—	1	—	—	1	1	1	—	
2122	Metal ore mining	1 339	16 867	63 307	3	—	—	—	—	—	1	1	1	—	
21223	Copper, nickel, lead & zinc mining	1 339	16 867	63 307	3	—	—	—	—	—	1	1	1	—	
212234	Copper ore & nickel ore mining	1 339	16 867	63 307	3	—	—	—	—	—	1	1	1	—	
<b>22</b>	<b>Utilities</b>	<b>98</b>	<b>1 340</b>	<b>4 923</b>	<b>6</b>	<b>2</b>	<b>1</b>	<b>1</b>	<b>1</b>	<b>1</b>	—	—	—	—	
<b>23</b>	<b>Construction</b>	<b>1 036</b>	<b>5 426</b>	<b>22 894</b>	<b>188</b>	<b>121</b>	<b>33</b>	<b>25</b>	<b>8</b>	<b>1</b>	—	—	—	—	
233	Building, developing & general contracting	395	2 164	9 542	71	46	14	8	2	1	—	—	—	—	
2332	Residential building construction	(E)	(D)	(D)	61	39	13	7	1	1	—	—	—	—	
23321	Single-family housing construction	317	1 727	7 588	59	38	12	7	1	1	—	—	—	—	
233210	Single-family housing construction	317	1 727	7 588	59	38	12	7	1	1	—	—	—	—	
234	Heavy construction	115	733	3 047	11	4	2	3	2	—	—	—	—	—	
235	Special trade contractors	526	2 529	10 305	106	71	17	14	4	—	—	—	—	—	
2351	Plumbing, heating & AC contractor	121	758	2 807	23	18	2	2	1	—	—	—	—	—	
23511	Plumbing, heating & AC contractor	121	758	2 807	23	18	2	2	1	—	—	—	—	—	
235110	Plumbing, heating & AC contractor	121	758	2 807	23	18	2	2	1	—	—	—	—	—	
2359	Other special trade contractors	120	632	2 477	15	9	—	4	2	—	—	—	—	—	
<b>31-33</b>	<b>Manufacturing</b>	<b>1 267</b>	<b>11 089</b>	<b>44 878</b>	<b>25</b>	<b>12</b>	<b>1</b>	<b>10</b>	<b>1</b>	—	—	—	—	<b>1</b>	
331	Primary metal mfg	(G)	(D)	(D)	1	—	—	—	—	—	—	—	—	1	
3314	Nonferrous (exc alum) production & processing	(G)	(D)	(D)	1	—	—	—	—	—	—	—	—	1	
33141	Nonferrous (exc aluminum) smelting & refining	(G)	(D)	(D)	1	—	—	—	—	—	—	—	—	1	
<b>42</b>	<b>Wholesale trade</b>	<b>191</b>	<b>1 453</b>	<b>5 828</b>	<b>36</b>	<b>23</b>	<b>7</b>	<b>5</b>	<b>1</b>	—	—	—	—	—	
421	Wholesale trade, durable goods	105	819	2 947	21	13	6	1	1	—	—	—	—	—	
<b>44-45</b>	<b>Retail trade</b>	<b>2 273</b>	<b>9 497</b>	<b>39 728</b>	<b>184</b>	<b>95</b>	<b>48</b>	<b>19</b>	<b>16</b>	<b>3</b>	<b>2</b>	<b>1</b>	—	—	
441	Motor vehicle & parts dealers	273	1 827	7 960	26	11	6	4	5	—	—	—	—	—	
4411	Automobile dealers	175	1 348	5 766	9	4	—	—	5	—	—	—	—	—	
44111	New car dealers	171	1 334	5 699	5	—	—	—	5	—	—	—	—	—	
441110	New car dealers	171	1 334	5 699	5	—	—	—	5	—	—	—	—	—	
444	Bldg material & garden equip & supp dealers	160	684	2 810	13	5	3	2	3	—	—	—	—	—	
4441	Building material & supplies dealers	(C)	(D)	(D)	11	4	3	1	3	—	—	—	—	—	
445	Food & beverage stores	542	2 268	9 530	25	12	5	—	4	3	1	—	—	—	
4451	Grocery stores	516	2 212	9 277	18	8	2	—	4	3	1	—	—	—	
44511	Grocery (except convenience) stores	481	2 107	8 941	14	6	1	—	3	3	1	—	—	—	
445110	Grocery (except convenience) stores	481	2 107	8 941	14	6	1	—	3	3	1	—	—	—	
447	Gasoline stations	284	1 035	4 482	33	9	16	5	3	—	—	—	—	—	
4471	Gasoline stations	284	1 035	4 482	33	9	16	5	3	—	—	—	—	—	
44711	Gasoline stations with convenience stores	212	840	3 703	24	3	14	5	2	—	—	—	—	—	
447110	Gasoline stations with convenience stores	212	840	3 703	24	3	14	5	2	—	—	—	—	—	
452	General merchandise stores	(F)	(D)	(D)	7	3	1	1	—	—	1	1	—	—	
4521	Department stores	(F)	(D)	(D)	2	—	—	—	—	—	1	1	—	—	
45211	Department stores	(F)	(D)	(D)	2	—	—	—	—	—	1	1	—	—	
<b>48-49</b>	<b>Transportation &amp; warehousing</b>	<b>271</b>	<b>1 582</b>	<b>6 896</b>	<b>28</b>	<b>19</b>	<b>2</b>	<b>6</b>	—	—	<b>1</b>	—	—	—	
484	Truck transportation	189	1 247	5 315	12	9	—	2	—	—	1	—	—	—	
4842	Specialized freight trucking	181	1 222	5 193	8	5	—	2	—	—	1	—	—	—	
48423	Specialized freight (exc used) trucking, LDist	(C)	(D)	(D)	3	2	—	—	—	—	1	—	—	—	

See footnotes at end of table.

**Table 6. Counties—Employees, Payroll, and Establishments by Industry: 2000—Con.**

[Excludes most government employees, railroad employees, and self-employed persons. Size class 1 to 4 includes establishments with payroll, but no employees, during mid-March pay period. (D) denotes figures withheld to avoid disclosing data for individual companies; the data are included in broader industry totals. Detailed industries with 100 or more employees are shown if industry was not a (D). For explanation of terms, abbreviations, and data reliability/comparability, see introductory text]

NAICS code	Industry	Number of employees for week including March 12	Payroll (\$1,000)		Total number of establishments	Number of establishments by employment-size class										
			First quarter	Annual		1 to 4	5 to 9	10 to 19	20 to 49	50 to 99	100 to 249	250 to 499	500 to 999	1,000 or more		
	<b>GILA—Con.</b>															
<b>51</b>	<b>Information</b> .....	<b>161</b>	<b>1 001</b>	<b>4 225</b>	<b>23</b>	<b>11</b>	<b>5</b>	<b>6</b>	<b>1</b>	—	—	—	—	—	—	—
<b>52</b>	<b>Finance &amp; insurance</b> .....	<b>254</b>	<b>1 610</b>	<b>6 090</b>	<b>50</b>	<b>32</b>	<b>11</b>	<b>3</b>	<b>4</b>	—	—	—	—	—	—	—
522	Credit intermediation & related activities .....	179	910	3 543	25	10	10	1	4	—	—	—	—	—	—	—
5221	Depository credit intermediation .....	(C)	(D)	(D)	19	7	7	1	4	—	—	—	—	—	—	—
52211	Commercial banking .....	(C)	(D)	(D)	17	6	6	1	4	—	—	—	—	—	—	—
<b>53</b>	<b>Real estate &amp; rental &amp; leasing</b> .....	<b>149</b>	<b>767</b>	<b>3 317</b>	<b>55</b>	<b>48</b>	<b>6</b>	<b>1</b>	—	—	—	—	—	—	—	—
<b>54</b>	<b>Professional, scientific &amp; technical services</b> .....	<b>256</b>	<b>1 538</b>	<b>6 914</b>	<b>77</b>	<b>62</b>	<b>8</b>	<b>5</b>	<b>2</b>	—	—	—	—	—	—	—
541	Professional, scientific & technical services .....	256	1 538	6 914	77	62	8	5	2	—	—	—	—	—	—	—
<b>55</b>	<b>Management of companies &amp; enterprises</b> .....	<b>(B)</b>	<b>(D)</b>	<b>(D)</b>	<b>3</b>	—	<b>1</b>	<b>2</b>	—	—	—	—	—	—	—	—
<b>56</b>	<b>Admin, support, waste mgt, remediation services</b> .....	<b>415</b>	<b>2 018</b>	<b>8 447</b>	<b>43</b>	<b>33</b>	<b>4</b>	<b>2</b>	<b>1</b>	<b>2</b>	<b>1</b>	—	—	—	—	—
561	Administrative & support services .....	(E)	(D)	(D)	37	30	3	—	1	2	1	—	—	—	—	—
5613	Employment services .....	(C)	(D)	(D)	4	1	1	—	—	1	1	—	—	—	—	—
56132	Temporary help services .....	(C)	(D)	(D)	3	1	—	—	—	1	1	—	—	—	—	—
<b>61</b>	<b>Educational services</b> .....	<b>138</b>	<b>580</b>	<b>2 136</b>	<b>17</b>	<b>11</b>	—	<b>5</b>	<b>1</b>	—	—	—	—	—	—	—
611	Educational services .....	138	580	2 136	17	11	—	5	1	—	—	—	—	—	—	—
6111	Elementary & secondary schools .....	129	561	2 062	14	8	—	5	1	—	—	—	—	—	—	—
61111	Elementary & secondary schools .....	129	561	2 062	14	8	—	5	1	—	—	—	—	—	—	—
611110	Elementary & secondary schools .....	129	561	2 062	14	8	—	5	1	—	—	—	—	—	—	—
<b>62</b>	<b>Health care and social assistance</b> .....	<b>2 017</b>	<b>12 078</b>	<b>50 397</b>	<b>134</b>	<b>64</b>	<b>27</b>	<b>24</b>	<b>12</b>	<b>2</b>	<b>4</b>	<b>1</b>	—	—	—	—
621	Ambulatory health care services .....	552	4 025	16 864	88	49	21	12	6	—	—	—	—	—	—	—
6211	Offices of physicians .....	244	1 877	8 171	42	23	10	7	2	—	—	—	—	—	—	—
62111	Offices of physicians .....	244	1 877	8 171	42	23	10	7	2	—	—	—	—	—	—	—
622	Hospitals .....	678	4 893	19 585	4	1	—	—	—	—	2	1	—	—	—	—
6221	General medical & surgical hospitals .....	678	4 893	19 585	4	1	—	—	—	—	2	1	—	—	—	—
62211	General medical & surgical hospitals .....	678	4 893	19 585	4	1	—	—	—	—	2	1	—	—	—	—
622110	General medical & surgical hospitals .....	678	4 893	19 585	4	1	—	—	—	—	2	1	—	—	—	—
623	Nursing & residential care facilities .....	(E)	(D)	(D)	7	—	2	—	1	2	2	—	—	—	—	—
6231	Nursing care facilities .....	401	1 591	7 335	4	—	—	—	—	2	2	—	—	—	—	—
62311	Nursing care facilities .....	401	1 591	7 335	4	—	—	—	—	2	2	—	—	—	—	—
623110	Nursing care facilities .....	401	1 591	7 335	4	—	—	—	—	2	2	—	—	—	—	—
624	Social assistance .....	(E)	(D)	(D)	35	14	4	12	5	—	—	—	—	—	—	—
6241	Individual & family services .....	(C)	(D)	(D)	16	7	2	6	1	—	—	—	—	—	—	—
<b>71</b>	<b>Arts, entertainment &amp; recreation</b> .....	<b>836</b>	<b>3 626</b>	<b>15 961</b>	<b>18</b>	<b>8</b>	<b>2</b>	<b>2</b>	<b>3</b>	<b>1</b>	—	<b>2</b>	—	—	—	—
713	Amusement, gambling & recreation industries .....	830	3 600	15 858	13	3	2	2	3	1	—	2	—	—	—	—
7132	Gambling industries .....	(F)	(D)	(D)	2	—	—	—	—	—	—	2	—	—	—	—
71321	Casinos (except hotel casinos) .....	(E)	(D)	(D)	1	—	—	—	—	—	—	1	—	—	—	—
71329	Other gambling industries .....	(E)	(D)	(D)	1	—	—	—	—	—	—	1	—	—	—	—
7139	Other amusement & recreation industries .....	(C)	(D)	(D)	11	3	2	2	3	1	—	—	—	—	—	—
<b>72</b>	<b>Accommodation &amp; food services</b> .....	<b>1 597</b>	<b>3 497</b>	<b>15 020</b>	<b>127</b>	<b>47</b>	<b>23</b>	<b>27</b>	<b>26</b>	<b>4</b>	—	—	—	—	—	—
721	Accommodation .....	318	868	3 635	26	13	3	7	1	2	—	—	—	—	—	—
7211	Traveler accommodation .....	(E)	(D)	(D)	21	9	3	6	1	2	—	—	—	—	—	—
72111	Hotels (exc casino hotels) & motels .....	272	741	3 084	18	8	2	5	1	2	—	—	—	—	—	—
721110	Hotels (exc casino hotels) & motels .....	272	741	3 084	18	8	2	5	1	2	—	—	—	—	—	—
722	Food services & drinking places .....	1 279	2 629	11 385	101	34	20	20	25	2	—	—	—	—	—	—
7221	Full-service restaurants .....	701	1 499	6 798	50	16	8	12	12	2	—	—	—	—	—	—
72211	Full-service restaurants .....	701	1 499	6 798	50	16	8	12	12	2	—	—	—	—	—	—
722110	Full-service restaurants .....	701	1 499	6 798	50	16	8	12	12	2	—	—	—	—	—	—
7222	Limited-service eating places .....	458	899	3 776	31	7	7	5	12	—	—	—	—	—	—	—
72221	Limited-service eating places .....	458	899	3 776	31	7	7	5	12	—	—	—	—	—	—	—
722211	Limited-service restaurants .....	405	832	3 513	26	5	6	5	10	—	—	—	—	—	—	—
<b>81</b>	<b>Other services (except public administration)</b> .....	<b>438</b>	<b>1 636</b>	<b>6 920</b>	<b>101</b>	<b>70</b>	<b>23</b>	<b>6</b>	<b>2</b>	—	—	—	—	—	—	—
811	Repair & maintenance .....	124	521	2 252	36	28	6	2	—	—	—	—	—	—	—	—
8111	Automotive repair & maintenance .....	108	416	1 847	31	24	5	2	—	—	—	—	—	—	—	—
813	Religious, grantmaking, civic, prof & like organizations .....	237	830	3 328	45	27	13	3	2	—	—	—	—	—	—	—
8131	Religious organizations .....	134	528	2 066	25	16	7	—	2	—	—	—	—	—	—	—
81311	Religious organizations .....	134	528	2 066	25	16	7	—	2	—	—	—	—	—	—	—
813110	Religious organizations .....	134	528	2 066	25	16	7	—	2	—	—	—	—	—	—	—
<b>95</b>	<b>Auxiliaries (exc corporate, subsidiary &amp; regional mgt)</b> .....	<b>(A)</b>	<b>(D)</b>	<b>(D)</b>	<b>3</b>	<b>3</b>	—	—	—	—	—	—	—	—	—	—
<b>99</b>	<b>Unclassified establishments</b> .....	<b>(A)</b>	<b>(D)</b>	<b>(D)</b>	<b>12</b>	<b>12</b>	—	—	—	—	—	—	—	—	—	—

See footnotes at end of table.



**Table 6. Counties—Employees, Payroll, and Establishments by Industry: 2000—Con.**

[Excludes most government employees, railroad employees, and self-employed persons. Size class 1 to 4 includes establishments with payroll, but no employees, during mid-March pay period. (D) denotes figures withheld to avoid disclosing data for individual companies; the data are included in broader industry totals. Detailed industries with 100 or more employees are shown if industry was not a (D). For explanation of terms, abbreviations, and data reliability/comparability, see introductory text]

NAICS code	Industry	Number of employees for week including March 12	Payroll (\$1,000)		Total number of establishments	Number of establishments by employment-size class								
			First quarter	Annual		1 to 4	5 to 9	10 to 19	20 to 49	50 to 99	100 to 249	250 to 499	500 to 999	1,000 or more
<b>GRAHAM</b>														
	<b>Total</b> .....	<b>4 939</b>	<b>21 548</b>	<b>89 248</b>	<b>515</b>	<b>262</b>	<b>120</b>	<b>77</b>	<b>45</b>	<b>6</b>	<b>3</b>	<b>2</b>	-	-
<b>11</b>	<b>Forestry, fishing, hunting, and agriculture support</b> .....	<b>5</b>	<b>14</b>	<b>76</b>	<b>4</b>	<b>4</b>	-	-	-	-	-	-	-	-
<b>21</b>	<b>Mining</b> .....	<b>(B)</b>	<b>(D)</b>	<b>(D)</b>	<b>3</b>	<b>1</b>	-	<b>2</b>	-	-	-	-	-	-
<b>22</b>	<b>Utilities</b> .....	<b>(B)</b>	<b>(D)</b>	<b>(D)</b>	<b>3</b>	<b>2</b>	-	-	<b>1</b>	-	-	-	-	-
<b>23</b>	<b>Construction</b> .....	<b>349</b>	<b>1 517</b>	<b>5 989</b>	<b>48</b>	<b>26</b>	<b>9</b>	<b>9</b>	<b>4</b>	-	-	-	-	-
233	Building, developing & general contracting .....	(C)	(D)	(D)	17	10	-	5	2	-	-	-	-	-
2332	Residential building construction .....	121	489	1 912	13	8	-	3	2	-	-	-	-	-
23321	Single-family housing construction .....	121	489	1 912	13	8	-	3	2	-	-	-	-	-
233210	Single-family housing construction .....	121	489	1 912	13	8	-	3	2	-	-	-	-	-
235	Special trade contractors .....	(C)	(D)	(D)	27	15	9	2	1	-	-	-	-	-
<b>31-33</b>	<b>Manufacturing</b> .....	<b>256</b>	<b>1 324</b>	<b>6 384</b>	<b>16</b>	<b>10</b>	<b>1</b>	<b>2</b>	<b>2</b>	-	<b>1</b>	-	-	-
323	Printing & related support activities .....	178	933	4 643	4	1	-	1	1	-	1	-	-	-
3231	Printing & related support activities .....	178	933	4 643	4	1	-	1	1	-	1	-	-	-
32311	Printing .....	178	933	4 643	4	1	-	1	1	-	1	-	-	-
<b>42</b>	<b>Wholesale trade</b> .....	<b>203</b>	<b>1 030</b>	<b>4 442</b>	<b>22</b>	<b>7</b>	<b>7</b>	<b>5</b>	<b>3</b>	-	-	-	-	-
421	Wholesale trade, durable goods .....	105	474	1 999	14	4	6	3	1	-	-	-	-	-
<b>44-45</b>	<b>Retail trade</b> .....	<b>1 355</b>	<b>5 537</b>	<b>22 922</b>	<b>109</b>	<b>50</b>	<b>29</b>	<b>18</b>	<b>7</b>	<b>3</b>	<b>1</b>	<b>1</b>	-	-
441	Motor vehicle & parts dealers .....	245	1 417	5 861	19	5	4	6	4	-	-	-	-	-
4411	Automobile dealers .....	125	762	3 119	9	3	2	2	2	-	-	-	-	-
44111	New car dealers .....	107	664	2 735	5	1	-	2	2	-	-	-	-	-
441110	New car dealers .....	107	664	2 735	5	1	-	2	2	-	-	-	-	-
445	Food & beverage stores .....	306	1 153	4 851	11	5	1	2	-	2	1	-	-	-
4451	Grocery stores .....	(E)	(D)	(D)	7	3	-	1	-	2	1	-	-	-
44511	Grocery (except convenience) stores .....	282	1 083	4 577	6	2	-	1	-	2	1	-	-	-
445110	Grocery (except convenience) stores .....	282	1 083	4 577	6	2	-	1	-	2	1	-	-	-
447	Gasoline stations .....	154	570	2 486	18	2	11	4	1	-	-	-	-	-
4471	Gasoline stations .....	154	570	2 486	18	2	11	4	1	-	-	-	-	-
44711	Gasoline stations with convenience stores .....	(C)	(D)	(D)	16	1	11	3	1	-	-	-	-	-
452	General merchandise stores .....	(E)	(D)	(D)	4	2	-	-	-	1	-	1	-	-
4521	Department stores .....	(E)	(D)	(D)	2	-	-	-	-	1	-	1	-	-
45211	Department stores .....	(E)	(D)	(D)	2	-	-	-	-	1	-	1	-	-
<b>48-49</b>	<b>Transportation &amp; warehousing</b> .....	<b>(B)</b>	<b>(D)</b>	<b>(D)</b>	<b>17</b>	<b>13</b>	<b>2</b>	<b>2</b>	-	-	-	-	-	-
<b>51</b>	<b>Information</b> .....	<b>90</b>	<b>503</b>	<b>2 196</b>	<b>10</b>	<b>4</b>	<b>2</b>	<b>3</b>	<b>1</b>	-	-	-	-	-
<b>52</b>	<b>Finance &amp; insurance</b> .....	<b>112</b>	<b>694</b>	<b>2 541</b>	<b>22</b>	<b>15</b>	<b>4</b>	<b>2</b>	<b>1</b>	-	-	-	-	-
<b>53</b>	<b>Real estate &amp; rental &amp; leasing</b> .....	<b>62</b>	<b>261</b>	<b>1 122</b>	<b>19</b>	<b>13</b>	<b>5</b>	<b>1</b>	-	-	-	-	-	-
<b>54</b>	<b>Professional, scientific &amp; technical services</b> .....	<b>(C)</b>	<b>(D)</b>	<b>(D)</b>	<b>24</b>	<b>16</b>	<b>3</b>	<b>5</b>	-	-	-	-	-	-
541	Professional, scientific & technical services .....	(C)	(D)	(D)	24	16	3	5	-	-	-	-	-	-
<b>55</b>	<b>Management of companies &amp; enterprises</b> .....	<b>(A)</b>	<b>(D)</b>	<b>(D)</b>	<b>1</b>	-	<b>1</b>	-	-	-	-	-	-	-
<b>56</b>	<b>Admin, support, waste mgt, remediation services</b> .....	<b>126</b>	<b>359</b>	<b>1 555</b>	<b>21</b>	<b>10</b>	<b>9</b>	<b>1</b>	<b>1</b>	-	-	-	-	-
561	Administrative & support services .....	(C)	(D)	(D)	19	10	7	1	1	-	-	-	-	-
<b>61</b>	<b>Educational services</b> .....	<b>(B)</b>	<b>(D)</b>	<b>(D)</b>	<b>6</b>	<b>1</b>	<b>4</b>	<b>1</b>	-	-	-	-	-	-
<b>62</b>	<b>Health care and social assistance</b> .....	<b>970</b>	<b>5 537</b>	<b>21 738</b>	<b>67</b>	<b>25</b>	<b>20</b>	<b>10</b>	<b>10</b>	<b>1</b>	-	<b>1</b>	-	-
621	Ambulatory health care services .....	350	2 178	9 263	46	21	15	5	5	-	-	-	-	-
6211	Offices of physicians .....	169	1 443	6 238	16	4	5	4	3	-	-	-	-	-
62111	Offices of physicians .....	169	1 443	6 238	16	4	5	4	3	-	-	-	-	-
621111	Offices of physicians (exc mental health) .....	169	1 443	6 238	16	4	5	4	3	-	-	-	-	-
622	Hospitals .....	(E)	(D)	(D)	1	-	-	-	-	-	-	1	-	-
6221	General medical & surgical hospitals .....	(E)	(D)	(D)	1	-	-	-	-	-	-	1	-	-
62211	General medical & surgical hospitals .....	(E)	(D)	(D)	1	-	-	-	-	-	-	1	-	-
623	Nursing & residential care facilities .....	(C)	(D)	(D)	6	2	1	2	-	1	-	-	-	-
624	Social assistance .....	(C)	(D)	(D)	14	2	4	3	5	-	-	-	-	-
<b>71</b>	<b>Arts, entertainment &amp; recreation</b> .....	<b>(A)</b>	<b>(D)</b>	<b>(D)</b>	<b>6</b>	<b>5</b>	-	<b>1</b>	-	-	-	-	-	-
<b>72</b>	<b>Accommodation &amp; food services</b> .....	<b>681</b>	<b>1 380</b>	<b>5 659</b>	<b>58</b>	<b>22</b>	<b>13</b>	<b>10</b>	<b>11</b>	<b>2</b>	-	-	-	-
721	Accommodation .....	133	316	1 310	9	3	1	2	3	-	-	-	-	-
7211	Traveler accommodation .....	(C)	(D)	(D)	7	2	-	2	3	-	-	-	-	-
72111	Hotels (exc casino hotels) & motels .....	(C)	(D)	(D)	7	2	-	2	3	-	-	-	-	-
722	Food services & drinking places .....	548	1 064	4 349	49	19	12	8	8	2	-	-	-	-
7221	Full-service restaurants .....	275	482	2 020	20	7	4	2	6	1	-	-	-	-
72211	Full-service restaurants .....	275	482	2 020	20	7	4	2	6	1	-	-	-	-
722110	Full-service restaurants .....	275	482	2 020	20	7	4	2	6	1	-	-	-	-
7222	Limited-service eating places .....	231	487	2 045	17	3	5	6	2	1	-	-	-	-
72221	Limited-service eating places .....	231	487	2 045	17	3	5	6	2	1	-	-	-	-
722211	Limited-service restaurants .....	231	487	2 045	17	3	5	6	2	1	-	-	-	-

See footnotes at end of table.

**Table 6. Counties—Employees, Payroll, and Establishments by Industry: 2000—Con.**

[Excludes most government employees, railroad employees, and self-employed persons. Size class 1 to 4 includes establishments with payroll, but no employees, during mid-March pay period. (D) denotes figures withheld to avoid disclosing data for individual companies; the data are included in broader industry totals. Detailed industries with 100 or more employees are shown if industry was not a (D). For explanation of terms, abbreviations, and data reliability/comparability, see introductory text]

NAICS code	Industry	Number of employees for week including March 12	Payroll (\$1,000)		Total number of establishments	Number of establishments by employment-size class									
			First quarter	Annual		1 to 4	5 to 9	10 to 19	20 to 49	50 to 99	100 to 249	250 to 499	500 to 999	1,000 or more	
<b>GRAHAM—Con.</b>															
81	<b>Other services (except public administration)</b> .....	414	1 699	7 413	51	30	11	5	4	—	1	—	—	—	
811	Repair & maintenance .....	150	776	3 597	17	10	2	2	3	—	—	—	—	—	
813	Religious, grantmaking, civic, prof & like organizations .....	201	725	3 007	20	11	6	1	1	—	1	—	—	—	
8139	Business, labor, political, like organizations .....	(C)	(D)	(D)	5	3	—	—	1	—	1	—	—	—	
81399	Oth similar organizations (exc business, prof, labor, pol) .....	(C)	(D)	(D)	2	1	—	—	—	—	1	—	—	—	
95	<b>Auxiliaries (exc corporate, subsidiary &amp; regional mgt)</b> .....	(A)	(D)	(D)	3	3	—	—	—	—	—	—	—	—	
99	<b>Unclassified establishments</b> .....	1	1	28	5	5	—	—	—	—	—	—	—	—	
<b>GREENLEE</b>															
	<b>Total</b> .....	3 236	33 659	122 106	104	58	25	12	6	2	—	—	—	1	
21	<b>Mining</b> .....	(G)	(D)	(D)	1	—	—	—	—	—	—	—	—	1	
212	Mining (except oil & gas) .....	(G)	(D)	(D)	1	—	—	—	—	—	—	—	—	1	
2122	Metal ore mining .....	(G)	(D)	(D)	1	—	—	—	—	—	—	—	—	1	
21223	Copper, nickel, lead & zinc mining .....	(G)	(D)	(D)	1	—	—	—	—	—	—	—	—	1	
22	<b>Utilities</b> .....	(B)	(D)	(D)	3	—	1	2	—	—	—	—	—	—	
23	<b>Construction</b> .....	(B)	(D)	(D)	7	4	2	—	1	—	—	—	—	—	
31-33	<b>Manufacturing</b> .....	(A)	(D)	(D)	2	1	1	—	—	—	—	—	—	—	
42	<b>Wholesale trade</b> .....	48	513	2 067	8	4	3	1	—	—	—	—	—	—	
44-45	<b>Retail trade</b> .....	142	415	1 938	20	12	5	2	—	1	—	—	—	—	
48-49	<b>Transportation &amp; warehousing</b> .....	(B)	(D)	(D)	4	3	—	—	1	—	—	—	—	—	
51	<b>Information</b> .....	(B)	(D)	(D)	5	2	2	—	1	—	—	—	—	—	
52	<b>Finance &amp; insurance</b> .....	(A)	(D)	(D)	5	4	1	—	—	—	—	—	—	—	
53	<b>Real estate &amp; rental &amp; leasing</b> .....	(A)	(D)	(D)	3	2	1	—	—	—	—	—	—	—	
54	<b>Professional, scientific &amp; technical services</b> .....	(A)	(D)	(D)	2	1	—	1	—	—	—	—	—	—	
55	<b>Management of companies &amp; enterprises</b> .....	(B)	(D)	(D)	2	—	—	1	1	—	—	—	—	—	
56	<b>Admin, support, waste mgt, remediation services</b> .....	(B)	(D)	(D)	2	—	1	—	1	—	—	—	—	—	
61	<b>Educational services</b> .....	(A)	(D)	(D)	2	1	1	—	—	—	—	—	—	—	
62	<b>Health care and social assistance</b> .....	(C)	(D)	(D)	9	7	1	—	—	1	—	—	—	—	
71	<b>Arts, entertainment &amp; recreation</b> .....	(A)	(D)	(D)	2	1	—	1	—	—	—	—	—	—	
72	<b>Accommodation &amp; food services</b> .....	128	244	1 010	14	6	4	3	1	—	—	—	—	—	
722	Food services & drinking places .....	128	244	1 010	14	6	4	3	1	—	—	—	—	—	
81	<b>Other services (except public administration)</b> .....	34	71	269	10	7	2	1	—	—	—	—	—	—	
99	<b>Unclassified establishments</b> .....	(A)	(D)	(D)	3	3	—	—	—	—	—	—	—	—	
<b>LA PAZ</b>															
	<b>Total</b> .....	3 935	18 344	73 227	362	178	90	53	30	6	3	2	—	—	
11	<b>Forestry, fishing, hunting, and agriculture support</b> .....	(A)	(D)	(D)	4	2	2	—	—	—	—	—	—	—	
21	<b>Mining</b> .....	(A)	(D)	(D)	1	—	1	—	—	—	—	—	—	—	
22	<b>Utilities</b> .....	(B)	(D)	(D)	4	3	—	1	—	—	—	—	—	—	
23	<b>Construction</b> .....	(C)	(D)	(D)	33	20	5	8	—	—	—	—	—	—	
31-33	<b>Manufacturing</b> .....	(E)	(D)	(D)	15	5	7	—	1	1	—	1	—	—	
336	Transportation equipment mfg .....	(E)	(D)	(D)	3	1	1	—	—	—	—	1	—	—	
3362	Motor vehicle body & trailer mfg .....	(E)	(D)	(D)	2	—	1	—	—	—	—	1	—	—	
33621	Motor vehicle body & trailer mfg .....	(E)	(D)	(D)	2	—	1	—	—	—	—	1	—	—	
42	<b>Wholesale trade</b> .....	72	621	2 561	10	2	4	4	—	—	—	—	—	—	
44-45	<b>Retail trade</b> .....	825	3 392	13 248	83	39	19	14	8	3	—	—	—	—	
441	Motor vehicle & parts dealers .....	122	614	2 528	12	3	5	2	2	—	—	—	—	—	
445	Food & beverage stores .....	216	892	3 511	11	2	4	3	—	2	—	—	—	—	
4451	Grocery stores .....	(C)	(D)	(D)	10	2	4	2	—	2	—	—	—	—	
44511	Grocery (except convenience) stores .....	(C)	(D)	(D)	8	2	2	2	—	2	—	—	—	—	
447	Gasoline stations .....	301	1 113	4 284	18	6	2	5	4	1	—	—	—	—	
4471	Gasoline stations .....	301	1 113	4 284	18	6	2	5	4	1	—	—	—	—	
44719	Other gasoline stations .....	228	840	3 308	9	3	—	1	4	1	—	—	—	—	
447190	Other gasoline stations .....	228	840	3 308	9	3	—	1	4	1	—	—	—	—	
48-49	<b>Transportation &amp; warehousing</b> .....	(B)	(D)	(D)	8	7	1	—	—	—	—	—	—	—	
51	<b>Information</b> .....	(B)	(D)	(D)	7	3	1	3	—	—	—	—	—	—	
52	<b>Finance &amp; insurance</b> .....	(B)	(D)	(D)	13	7	4	2	—	—	—	—	—	—	
53	<b>Real estate &amp; rental &amp; leasing</b> .....	52	202	934	19	15	3	1	—	—	—	—	—	—	
54	<b>Professional, scientific &amp; technical services</b> .....	(B)	(D)	(D)	7	5	2	—	—	—	—	—	—	—	

See footnotes at end of table.

**Table 6. Counties—Employees, Payroll, and Establishments by Industry: 2000—Con.**

[Excludes most government employees, railroad employees, and self-employed persons. Size class 1 to 4 includes establishments with payroll, but no employees, during mid-March pay period. (D) denotes figures withheld to avoid disclosing data for individual companies; the data are included in broader industry totals. Detailed industries with 100 or more employees are shown if industry was not a (D). For explanation of terms, abbreviations, and data reliability/comparability, see introductory text]

NAICS code	Industry	Number of employees for week including March 12	Payroll (\$1,000)		Total number of establishments	Number of establishments by employment-size class									
			First quarter	Annual		1 to 4	5 to 9	10 to 19	20 to 49	50 to 99	100 to 249	250 to 499	500 to 999	1,000 or more	
<b>LA PAZ—Con.</b>															
<b>56</b>	<b>Admin, support, waste mgt, remediation services</b>	<b>(B)</b>	<b>(D)</b>	<b>(D)</b>	<b>8</b>	<b>5</b>	<b>1</b>	<b>1</b>	<b>1</b>	<b>—</b>	<b>—</b>	<b>—</b>	<b>—</b>	<b>—</b>	
<b>61</b>	<b>Educational services</b>	<b>150</b>	<b>763</b>	<b>3 149</b>	<b>6</b>	<b>1</b>	<b>—</b>	<b>1</b>	<b>4</b>	<b>—</b>	<b>—</b>	<b>—</b>	<b>—</b>	<b>—</b>	
611	Educational services	150	763	3 149	6	1	—	1	4	—	—	—	—	—	
6111	Elementary & secondary schools	(C)	(D)	(D)	4	—	—	1	3	—	—	—	—	—	
61111	Elementary & secondary schools	(C)	(D)	(D)	4	—	—	1	3	—	—	—	—	—	
<b>62</b>	<b>Health care and social assistance</b>	<b>438</b>	<b>3 194</b>	<b>13 265</b>	<b>23</b>	<b>6</b>	<b>10</b>	<b>4</b>	<b>1</b>	<b>—</b>	<b>2</b>	<b>—</b>	<b>—</b>	<b>—</b>	
621	Ambulatory health care services	(C)	(D)	(D)	15	4	7	4	—	—	—	—	—	—	
622	Hospitals	(E)	(D)	(D)	2	—	—	—	—	—	2	—	—	—	
6221	General medical & surgical hospitals	(E)	(D)	(D)	2	—	—	—	—	—	2	—	—	—	
62211	General medical & surgical hospitals	(E)	(D)	(D)	2	—	—	—	—	—	2	—	—	—	
<b>71</b>	<b>Arts, entertainment &amp; recreation</b>	<b>(C)</b>	<b>(D)</b>	<b>(D)</b>	<b>7</b>	<b>4</b>	<b>1</b>	<b>1</b>	<b>—</b>	<b>—</b>	<b>1</b>	<b>—</b>	<b>—</b>	<b>—</b>	
713	Amusement, gambling & recreation industries	(C)	(D)	(D)	6	4	1	—	—	—	1	—	—	—	
7132	Gambling industries	(C)	(D)	(D)	1	—	—	—	—	—	1	—	—	—	
71321	Casinos (except hotel casinos)	(C)	(D)	(D)	1	—	—	—	—	—	1	—	—	—	
<b>72</b>	<b>Accommodation &amp; food services</b>	<b>1 178</b>	<b>3 604</b>	<b>15 045</b>	<b>72</b>	<b>21</b>	<b>23</b>	<b>11</b>	<b>14</b>	<b>2</b>	<b>—</b>	<b>1</b>	<b>—</b>	<b>—</b>	
721	Accommodation	521	2 140	9 069	23	11	4	3	3	1	—	1	—	—	
7211	Traveler accommodation	322	1 133	4 898	11	6	1	2	1	—	—	1	—	—	
72112	Casino hotels	(E)	(D)	(D)	1	—	—	—	—	—	—	1	—	—	
7212	RV parks & recreational camps	199	1 007	4 171	12	5	3	1	2	1	—	—	—	—	
72121	RV parks & recreational camps	199	1 007	4 171	12	5	3	1	2	1	—	—	—	—	
722	Food services & drinking places	657	1 464	5 976	49	10	19	8	11	1	—	—	—	—	
7221	Full-service restaurants	374	815	2 896	21	4	4	5	7	1	—	—	—	—	
72211	Full-service restaurants	374	815	2 896	21	4	4	5	7	1	—	—	—	—	
722110	Full-service restaurants	374	815	2 896	21	4	4	5	7	1	—	—	—	—	
7222	Limited-service eating places	232	545	2 641	19	4	9	2	4	—	—	—	—	—	
72221	Limited-service eating places	232	545	2 641	19	4	9	2	4	—	—	—	—	—	
<b>81</b>	<b>Other services (except public administration)</b>	<b>134</b>	<b>346</b>	<b>1 316</b>	<b>34</b>	<b>25</b>	<b>6</b>	<b>2</b>	<b>1</b>	<b>—</b>	<b>—</b>	<b>—</b>	<b>—</b>	<b>—</b>	
<b>95</b>	<b>Auxiliaries (exc corporate, subsidiary &amp; regional mgt)</b>	<b>(A)</b>	<b>(D)</b>	<b>(D)</b>	<b>1</b>	<b>1</b>	<b>—</b>	<b>—</b>	<b>—</b>	<b>—</b>	<b>—</b>	<b>—</b>	<b>—</b>	<b>—</b>	
<b>99</b>	<b>Unclassified establishments</b>	<b>(A)</b>	<b>(D)</b>	<b>(D)</b>	<b>7</b>	<b>7</b>	<b>—</b>	<b>—</b>	<b>—</b>	<b>—</b>	<b>—</b>	<b>—</b>	<b>—</b>	<b>—</b>	
<b>MARICOPA</b>															
	<b>Total</b>	<b>1 354 249</b>	<b>10 759 805</b>	<b>44 315 326</b>	<b>72 014</b>	<b>37 857</b>	<b>12 937</b>	<b>9 387</b>	<b>7 069</b>	<b>2 518</b>	<b>1 576</b>	<b>419</b>	<b>159</b>	<b>92</b>	
<b>11</b>	<b>Forestry, fishing, hunting, and agriculture support</b>	<b>559</b>	<b>2 857</b>	<b>12 322</b>	<b>88</b>	<b>60</b>	<b>12</b>	<b>9</b>	<b>5</b>	<b>2</b>	<b>—</b>	<b>—</b>	<b>—</b>	<b>—</b>	
115	Agriculture & forestry support activities	520	2 639	11 104	81	57	10	7	5	2	—	—	—	—	
1151	Crop production support activities	422	2 296	9 474	45	26	8	5	4	2	—	—	—	—	
11511	Crop production support activities	422	2 296	9 474	45	26	8	5	4	2	—	—	—	—	
115112	Soil preparation, planting, & cultivating	140	798	3 975	16	8	2	4	2	—	—	—	—	—	
115114	Postharvest crop activities (exc ginning)	177	947	2 711	3	—	—	—	1	2	—	—	—	—	
<b>21</b>	<b>Mining</b>	<b>1 451</b>	<b>13 037</b>	<b>56 880</b>	<b>68</b>	<b>34</b>	<b>8</b>	<b>10</b>	<b>10</b>	<b>3</b>	<b>2</b>	<b>1</b>	<b>—</b>	<b>—</b>	
212	Mining (except oil & gas)	1 310	11 844	51 448	49	24	4	7	8	3	2	1	—	—	
2123	Nonmetallic mineral mining & quarrying	1 280	11 426	49 857	43	20	3	6	8	3	2	1	—	—	
21231	Stone mining & quarrying	211	2 490	10 021	19	11	1	2	4	1	—	—	—	—	
21232	Sand, gravel, clay, refractory minerals mining	997	8 275	36 929	17	5	2	2	3	2	2	1	—	—	
212321	Construction sand & gravel mining	997	8 275	36 929	17	5	2	2	3	2	2	1	—	—	
<b>22</b>	<b>Utilities</b>	<b>5 548</b>	<b>103 139</b>	<b>374 790</b>	<b>70</b>	<b>36</b>	<b>15</b>	<b>7</b>	<b>4</b>	<b>3</b>	<b>3</b>	<b>1</b>	<b>—</b>	<b>1</b>	
221	Utilities	5 548	103 139	374 790	70	36	15	7	4	3	3	1	—	1	
2211	Elec pwr generation, transmsn & distribution	(H)	(D)	(D)	12	5	3	—	2	1	—	—	—	1	
22111	Electric power generation	(H)	(D)	(D)	4	2	1	—	—	—	—	—	—	1	
22112	Electric pwr transmsn, control & distribution	(C)	(D)	(D)	8	3	2	—	2	1	—	—	—	—	
2212	Natural gas distribution	(F)	(D)	(D)	14	3	3	2	2	1	3	—	—	—	
22121	Natural gas distribution	(F)	(D)	(D)	14	3	3	2	2	1	3	—	—	—	
2213	Water, sewage & other systems	(F)	(D)	(D)	44	28	9	5	—	1	—	1	—	—	
22131	Water supply & irrigation systems	(F)	(D)	(D)	40	27	7	4	—	1	—	1	—	—	
<b>23</b>	<b>Construction</b>	<b>119 712</b>	<b>905 404</b>	<b>3 990 304</b>	<b>7 290</b>	<b>3 872</b>	<b>1 271</b>	<b>898</b>	<b>739</b>	<b>291</b>	<b>158</b>	<b>42</b>	<b>15</b>	<b>4</b>	
233	Building, developing & general contracting	21 330	212 555	920 477	1 999	1 215	311	219	171	55	23	4	—	1	
2331	Land subdivision & land development	1 723	25 418	114 231	210	149	23	15	16	6	—	1	—	—	
23311	Land subdivision & land development	1 723	25 418	114 231	210	149	23	15	16	6	—	1	—	—	
233110	Land subdivision & land development	1 723	25 418	114 231	210	149	23	15	16	6	—	1	—	—	
2332	Residential building construction	11 953	109 615	475 943	1 291	848	199	118	85	23	16	1	—	1	
23321	Single-family housing construction	11 105	103 018	449 177	1 231	815	187	110	81	23	13	1	—	1	
233210	Single-family housing construction	11 105	103 018	449 177	1 231	815	187	110	81	23	13	1	—	1	
23322	Multifamily housing construction	848	6 597	26 766	60	33	12	8	4	—	3	—	—	—	
233220	Multifamily housing construction	848	6 597	26 766	60	33	12	8	4	—	3	—	—	—	
2333	Nonresidential building construction	7 654	77 522	330 303	498	218	89	86	70	26	7	2	—	—	
23331	Mfg & industrial building construction	1 831	16 560	69 388	78	34	9	16	7	9	2	1	—	—	
233310	Mfg & industrial building construction	1 831	16 560	69 388	78	34	9	16	7	9	2	1	—	—	
23332	Commercial & institutional bldg construction	5 823	60 962	260 915	420	184	80	70	63	17	5	1	—	—	
233320	Commercial & institutional bldg construction	5 823	60 962	260 915	420	184	80	70	63	17	5	1	—	—	

See footnotes at end of table.

**Table 6. Counties—Employees, Payroll, and Establishments by Industry: 2000—Con.**

[Excludes most government employees, railroad employees, and self-employed persons. Size class 1 to 4 includes establishments with payroll, but no employees, during mid-March pay period. (D) denotes figures withheld to avoid disclosing data for individual companies; the data are included in broader industry totals. Detailed industries with 100 or more employees are shown if industry was not a (D). For explanation of terms, abbreviations, and data reliability/comparability, see introductory text]

NAICS code	Industry	Number of employees for week including March 12	Payroll (\$1,000)		Total number of establishments	Number of establishments by employment-size class											
			First quarter	Annual		1 to 4	5 to 9	10 to 19	20 to 49	50 to 99	100 to 249	250 to 499	500 to 999	1,000 or more			
<b>23</b>	<b>MARICOPA—Con.</b>																
	<b>Construction—Con.</b>																
234	Heavy construction .....	13 256	115 740	486 660	327	101	42	53	65	34	23	6	3	—	—	—	—
2341	Highway, street, bridge & tunnel construction ...	4 787	47 753	208 157	110	34	14	19	25	7	7	2	2	—	—	—	—
23411	Highway & street construction .....	(H)	(D)	(D)	100	30	13	18	24	5	7	2	1	—	—	—	—
23412	Bridge & tunnel construction .....	(F)	(D)	(D)	10	4	1	1	1	2	—	—	1	—	—	—	—
2349	Other heavy construction .....	8 469	67 987	278 503	217	67	28	34	40	27	16	4	1	—	—	—	—
23491	Water, sewer & pipeline construction .....	2 948	22 512	91 815	67	10	8	12	17	11	9	—	—	—	—	—	—
234910	Water, sewer & pipeline construction .....	2 948	22 512	91 815	67	10	8	12	17	11	9	—	—	—	—	—	—
23492	Pwr, communication transmsn line construction .....	2 284	18 597	77 969	36	17	3	2	5	3	3	2	1	—	—	—	—
234920	Pwr, communication transmsn line construction .....	2 284	18 597	77 969	36	17	3	2	5	3	3	2	1	—	—	—	—
23499	All other heavy construction .....	3 237	26 878	108 719	114	40	17	20	18	13	4	2	—	—	—	—	—
234990	All other heavy construction .....	3 237	26 878	108 719	114	40	17	20	18	13	4	2	—	—	—	—	—
235	Special trade contractors .....	85 126	577 109	2 583 167	4 964	2 556	918	626	503	202	112	32	12	3	—	—	—
2351	Plumbing, heating & AC contractor .....	13 783	105 324	504 036	950	522	187	104	87	28	15	3	3	1	—	—	—
23511	Plumbing, heating & AC contractor .....	13 783	105 324	504 036	950	522	187	104	87	28	15	3	3	1	—	—	—
235110	Plumbing, heating & AC contractor .....	13 783	105 324	504 036	950	522	187	104	87	28	15	3	3	1	—	—	—
2352	Painting & wall covering contractors .....	4 098	21 930	94 413	451	271	75	56	34	10	4	1	—	—	—	—	—
23521	Painting & wall covering contractors .....	4 098	21 930	94 413	451	271	75	56	34	10	4	1	—	—	—	—	—
235210	Painting & wall covering contractors .....	4 098	21 930	94 413	451	271	75	56	34	10	4	1	—	—	—	—	—
2353	Electrical contractors .....	11 855	90 887	401 547	721	366	148	81	70	32	17	7	—	—	—	—	—
23531	Electrical contractors .....	11 855	90 887	401 547	721	366	148	81	70	32	17	7	—	—	—	—	—
235310	Electrical contractors .....	11 855	90 887	401 547	721	366	148	81	70	32	17	7	—	—	—	—	—
2354	Masonry, drywall, insulation, tile contractors .....	19 464	112 535	484 790	699	295	123	113	77	50	30	4	6	1	—	—	—
23541	Masonry & stone contractors .....	3 966	25 577	106 691	234	99	49	39	29	13	4	—	1	—	—	—	—
235410	Masonry & stone contractors .....	3 966	25 577	106 691	234	99	49	39	29	13	4	—	1	—	—	—	—
23542	Drywall, acoustical & insulation contractors .....	14 058	77 934	338 472	310	107	44	55	36	34	24	4	5	1	—	—	—
235420	Drywall, acoustical & insulation contractors .....	14 058	77 934	338 472	310	107	44	55	36	34	24	4	5	1	—	—	—
23543	Tile, marble, terrazzo & mosaic contractors ..	1 440	9 024	39 627	155	89	30	19	12	3	2	—	—	—	—	—	—
235430	Tile, marble, terrazzo & mosaic contractors .....	1 440	9 024	39 627	155	89	30	19	12	3	2	—	—	—	—	—	—
2355	Carpentry & floor contractors .....	12 141	76 818	336 629	595	310	115	69	49	29	14	7	1	1	—	—	—
23551	Carpentry contractors .....	10 854	68 222	297 772	417	191	88	53	38	25	13	7	1	1	—	—	—
235510	Carpentry contractors .....	10 854	68 222	297 772	417	191	88	53	38	25	13	7	1	1	—	—	—
23552	Floor laying & other floor contractors .....	1 287	8 596	38 857	178	119	27	16	11	4	1	—	—	—	—	—	—
235520	Floor laying & other floor contractors .....	1 287	8 596	38 857	178	119	27	16	11	4	1	—	—	—	—	—	—
2356	Roofing, siding, & sheet metal contractors .....	3 892	24 073	106 691	215	111	38	20	26	11	8	1	—	—	—	—	—
23561	Roofing, siding, & sheet metal contractors .....	3 892	24 073	106 691	215	111	38	20	26	11	8	1	—	—	—	—	—
235610	Roofing, siding, & sheet metal contractors ..	3 892	24 073	106 691	215	111	38	20	26	11	8	1	—	—	—	—	—
2357	Concrete contractors .....	8 882	62 287	271 823	333	115	60	53	67	20	10	7	1	—	—	—	—
23571	Concrete contractors .....	8 882	62 287	271 823	333	115	60	53	67	20	10	7	1	—	—	—	—
235710	Concrete contractors .....	8 882	62 287	271 823	333	115	60	53	67	20	10	7	1	—	—	—	—
2358	Water well drilling contractors .....	134	1 297	5 148	19	10	7	1	—	1	—	—	—	—	—	—	—
23581	Water well drilling contractors .....	134	1 297	5 148	19	10	7	1	—	1	—	—	—	—	—	—	—
235810	Water well drilling contractors .....	134	1 297	5 148	19	10	7	1	—	1	—	—	—	—	—	—	—
2359	Other special trade contractors .....	10 877	81 958	378 090	981	556	165	129	93	21	14	2	1	—	—	—	—
23591	Structural steel erection contractors .....	1 390	10 448	48 688	76	30	10	16	16	2	1	1	—	—	—	—	—
235910	Structural steel erection contractors .....	1 390	10 448	48 688	76	30	10	16	16	2	1	1	—	—	—	—	—
23592	Glass & glazing contractors .....	676	5 368	23 809	81	43	15	10	12	1	—	—	—	—	—	—	—
235920	Glass & glazing contractors .....	676	5 368	23 809	81	43	15	10	12	1	—	—	—	—	—	—	—
23593	Excavation contractors .....	1 972	14 142	73 156	221	131	35	36	11	5	3	—	—	—	—	—	—
235930	Excavation contractors .....	1 972	14 142	73 156	221	131	35	36	11	5	3	—	—	—	—	—	—
23594	Wrecking & demolition contractors .....	195	1 480	7 766	26	15	6	2	2	1	—	—	—	—	—	—	—
235940	Wrecking & demolition contractors .....	195	1 480	7 766	26	15	6	2	2	1	—	—	—	—	—	—	—
23595	Bldg equip & oth mach installation contractor ..	641	6 727	27 177	50	33	6	3	5	1	2	—	—	—	—	—	—
235950	Bldg equip & oth mach installation contractor .....	641	6 727	27 177	50	33	6	3	5	1	2	—	—	—	—	—	—
23599	All other special trade contractors .....	6 003	43 793	197 494	527	304	93	62	47	11	8	1	1	—	—	—	—
235990	All other special trade contractors .....	6 003	43 793	197 494	527	304	93	62	47	11	8	1	1	—	—	—	—
<b>31-33</b>	<b>Manufacturing .....</b>	<b>148 528</b>	<b>1 624 652</b>	<b>6 571 092</b>	<b>3 355</b>	<b>1 229</b>	<b>539</b>	<b>563</b>	<b>531</b>	<b>256</b>	<b>155</b>	<b>40</b>	<b>19</b>	<b>23</b>	—	—	—
311	Food mfg .....	6 247	41 828	162 514	145	52	14	24	27	15	8	3	1	1	—	—	—
3111	Animal food mfg .....	(C)	(D)	(D)	6	1	1	2	2	—	—	—	—	—	—	—	—
31111	Animal food mfg .....	(C)	(D)	(D)	6	1	1	2	2	—	—	—	—	—	—	—	—
3114	Fruit & veg preserving & specialty food mfg ....	262	1 484	6 457	9	4	2	—	—	2	1	—	—	—	—	—	—
31141	Frozen food mfg .....	(C)	(D)	(D)	2	1	—	—	—	1	—	—	—	—	—	—	—
31142	Fruit & veg canning, pickling & drying .....	(C)	(D)	(D)	7	3	2	—	—	2	—	—	—	—	—	—	—
3115	Dairy product mfg .....	(G)	(D)	(D)	9	1	—	1	3	2	—	1	—	—	—	—	—
31151	Dairy product (exc frozen) mfg .....	(F)	(D)	(D)	8	1	1	—	1	3	1	—	1	—	—	—	—
311511	Fluid milk mfg .....	(C)	(D)	(D)	6	1	—	—	1	3	—	—	1	—	—	—	—
31152	Ice cream & frozen dessert mfg .....	(C)	(D)	(D)	1	—	—	—	—	—	1	—	—	—	—	—	—
3116	Animal slaughtering & processing .....	(G)	(D)	(D)	15	7	2	—	4	1	—	—	—	—	—	—	1
31161	Animal slaughtering & processing .....	(G)	(D)	(D)	15	7	2	—	4	1	—	—	—	—	—	—	1
3118	Bakeries & tortilla mfg .....	2 651	16 634	66 095	76	29	6	15	14	5	4	3	—	—	—	—	—
31181	Bread & bakery product mfg .....	1 975	12 353	49 294	64	27	6	12	11	3	2	3	—	—	—	—	—
311812	Commercial bakeries .....	1 530	10 849	43 689	26	7	2	5	5	3	1	3	—	—	—	—	—
31182	Cookie, cracker & pasta mfg .....	(C)	(D)	(D)	6	2	—	2	1	—	1	—	—	—	—	—	—
31183	Tortilla mfg .....																

**Table 6. Counties—Employees, Payroll, and Establishments by Industry: 2000—Con.**

[Excludes most government employees, railroad employees, and self-employed persons. Size class 1 to 4 includes establishments with payroll, but no employees, during mid-March pay period. (D) denotes figures withheld to avoid disclosing data for individual companies; the data are included in broader industry totals. Detailed industries with 100 or more employees are shown if industry was not a (D). For explanation of terms, abbreviations, and data reliability/comparability, see introductory text]

NAICS code	Industry	Number of employees for week including March 12	Payroll (\$1,000)		Total number of establishments	Number of establishments by employment-size class																				
			First quarter	Annual		1 to 4	5 to 9	10 to 19	20 to 49	50 to 99	100 to 249	250 to 499	500 to 999	1,000 or more												
<b>MARICOPA—Con.</b>																										
<b>31-33 Manufacturing—Con.</b>																										
313	Textile mills	(C)	(D)	(D)	12	8	2	1	—	1	—	—	—	—	—	—	—									
3132	Fabric mills	(C)	(D)	(D)	5	2	2	—	—	1	—	—	—	—	—	—										
314	Textile product mills	832	4 082	17 736	58	22	15	11	6	3	1	—	—	—	—	—										
3141	Textile furnishings mills	(C)	(D)	(D)	26	13	9	3	1	—	—	—	—	—	—	—										
31412	Curtain & linen mills	(C)	(D)	(D)	25	12	9	3	1	—	—	—	—	—	—	—										
3149	Other textile product mills	(F)	(D)	(D)	32	9	6	8	5	3	1	—	—	—	—	—										
31491	Textile bag & canvas mills	(E)	(D)	(D)	15	3	2	5	3	1	1	—	—	—	—	—										
31499	All other textile product mills	(E)	(D)	(D)	17	6	4	3	2	2	—	—	—	—	—	—										
315	Apparel manufacturing	887	4 446	18 251	63	33	14	7	4	3	2	—	—	—	—	—										
3151	Apparel knitting mills	(C)	(D)	(D)	4	1	—	1	1	1	—	—	—	—	—	—										
31519	Other apparel knitting mills	(C)	(D)	(D)	4	1	—	1	1	1	—	—	—	—	—	—										
3152	Cut & sew apparel mfg	(E)	(D)	(D)	40	19	12	5	3	—	1	—	—	—	—	—										
31521	Cut & sew apparel contractors	(C)	(D)	(D)	23	13	5	2	3	—	—	—	—	—	—	—										
31523	Women's, girls' cut & sew apparel mfg	196	987	3 672	16	5	7	3	—	—	1	—	—	—	—	—										
3159	Apparel accessories & other apparel mfg	403	2 282	9 375	19	13	2	1	—	2	1	—	—	—	—	—										
31599	Apparel accessories & other apparel mfg	403	2 282	9 375	19	13	2	1	—	2	1	—	—	—	—	—										
321	Wood product mfg	7 635	46 773	191 837	121	28	6	20	28	20	12	5	2	—	—	—										
3212	Veneer, plywood & engineered wood product mfg	1 354	10 286	42 073	23	1	2	3	6	7	4	—	—	—	—	—										
32121	Veneer, plywood & engineered wood product mfg	1 354	10 286	42 073	23	1	2	3	6	7	4	—	—	—	—	—										
3219	Other wood product mfg	6 273	36 455	149 626	94	23	4	17	22	13	8	5	2	—	—	—										
32191	Millwork	1 398	7 545	32 360	47	13	2	9	13	8	2	—	—	—	—	—										
321911	Wood window & door mfg	704	3 946	17 298	20	5	—	6	3	4	2	—	—	—	—	—										
32192	Wood container & pallet mfg	518	2 714	10 778	17	3	1	5	4	3	1	—	—	—	—	—										
321920	Wood container & pallet mfg	518	2 714	10 778	17	3	1	5	4	3	1	—	—	—	—	—										
32199	All other wood product mfg	4 357	26 196	106 488	30	7	1	3	5	2	5	5	2	—	—	—										
321992	Prefabricated wood building mfg	1 689	9 312	38 619	6	1	—	2	—	1	—	—	—	—	—	—										
322	Paper mfg	1 548	12 454	51 785	33	5	—	10	8	7	3	—	—	—	—	—										
3222	Converted paper product mfg	(G)	(D)	(D)	32	5	—	10	8	6	3	—	—	—	—	—										
32221	Paperboard container mfg	856	6 898	29 712	13	1	—	2	4	4	2	—	—	—	—	—										
322211	Corrugated & solid fiber box mfg	712	6 047	26 440	9	—	—	2	2	3	2	—	—	—	—	—										
32223	Stationery product mfg	371	2 929	11 626	8	—	—	3	4	—	1	—	—	—	—	—										
32229	Other converted paper product mfg	(C)	(D)	(D)	7	2	—	3	—	2	—	—	—	—	—	—										
323	Printing & related support activities	6 562	52 217	208 342	446	189	84	81	67	18	6	1	—	—	—	—										
3231	Printing & related support activities	6 562	52 217	208 342	446	189	84	81	67	18	6	1	—	—	—	—										
32311	Printing	5 560	42 841	170 499	403	170	77	73	61	18	4	—	—	—	—	—										
323110	Commercial lithographic printing	2 787	23 390	90 972	167	63	27	34	30	11	2	—	—	—	—	—										
323112	Commercial flexographic printing	124	918	3 641	10	4	2	1	3	—	—	—	—	—	—	—										
323113	Commercial screen printing	641	4 057	16 431	52	23	10	7	10	2	—	—	—	—	—	—										
323114	Quick printing	736	4 791	19 869	96	45	27	18	5	1	—	—	—	—	—	—										
323116	Manifold business form printing	592	4 665	19 498	17	3	4	3	4	1	2	—	—	—	—	—										
323118	Blankbook, loose-leaf binder & device mfg	174	1 028	4 538	5	1	—	1	1	2	—	—	—	—	—	—										
323119	Other commercial printing	192	1 342	4 961	32	21	5	4	2	—	—	—	—	—	—	—										
32312	Printing support activities	1 002	9 376	37 843	43	19	7	8	6	—	2	1	—	—	—	—										
324	Petroleum & coal products mfg	(C)	(D)	(D)	17	5	8	2	1	1	—	—	—	—	—	—										
3241	Petroleum & coal products mfg	(C)	(D)	(D)	17	5	8	2	1	1	—	—	—	—	—	—										
32412	Asphalt paving, roofing & saturated mat mfg	(C)	(D)	(D)	15	4	8	1	1	1	—	—	—	—	—	—										
325	Chemical mfg	5 701	49 340	194 016	131	44	24	20	27	5	6	3	1	1	—	—										
3251	Basic chemical mfg	711	6 822	26 039	11	3	—	2	4	—	1	1	—	—	—	—										
32512	Industrial gas mfg	208	1 658	7 187	4	—	—	1	2	—	1	—	—	—	—	—										
325120	Industrial gas mfg	208	1 658	7 187	4	—	—	1	2	—	1	—	—	—	—	—										
32518	Other basic inorganic chemical mfg	(E)	(D)	(D)	2	—	—	1	—	—	—	1	—	—	—	—										
3252	Resin, syn rubber, artf & syn fibers, fil mfg	215	1 637	6 471	8	3	2	1	1	—	1	—	—	—	—	—										
32521	Resin & synthetic rubber mfg	(C)	(D)	(D)	7	3	2	1	—	—	1	—	—	—	—	—										
3253	Pesticide, fertilizer & oth ag chemical mfg	(C)	(D)	(D)	7	2	2	—	3	—	—	—	—	—	—	—										
3254	Pharmaceutical & medicine mfg	1 004	12 119	41 935	22	4	5	4	4	2	2	1	—	—	—	—										
32541	Pharmaceutical & medicine mfg	1 004	12 119	41 935	22	4	5	4	4	2	2	1	—	—	—	—										
3255	Paint, coating & adhesive mfg	(C)	(D)	(D)	20	7	4	4	5	—	—	—	—	—	—	—										
32551	Paint & coating mfg	(C)	(D)	(D)	13	4	3	2	4	—	—	—	—	—	—	—										
3256	Soap, cleaners & toilet preparation mfg	2 145	13 726	57 230	30	15	3	5	3	2	1	—	—	—	—	1										
32561	Soap & cleaning compound mfg	(C)	(D)	(D)	21	12	2	3	3	1	—	—	—	—	—	—										
32562	Toilet preparation mfg	(G)	(D)	(D)	9	3	1	2	—	1	1	—	—	—	—	1										
3259	Other chemical product & preparation mfg	1 290	12 363	49 492	33	10	8	4	7	1	1	1	—	—	—	—										
32592	Explosives mfg	(F)	(D)	(D)	3	—	1	—	—	—	1	—	—	—	—	—										
32599	All other chemical product & preparation mfg	537	5 165	21 190	22	7	5	3	5	1	—	—	—	—	—	—										
325991	Custom compounding of purchased resin	146	1 166	4 674	10	3	3	1	2	1	—	—	—	—	—	—										
325998	All oth misc chemical product & prep mfg	325	3 630	14 986	7	2	1	2	1	—	—	—	—	—	—	—										
326	Plastics & rubber products mfg	6 980	51 976	216 955	166	41	21	28	36	23	14	2	—	—	—	1										
3261	Plastics product mfg	6 296	46 673	195 168	146	35	21	25	30	19	13	2	—	—	—	1										
32611	Unsupported plastics film, sheet, & bag mfg	(E)	(D)	(D)	6	2	—	2	—	1	1	—	—	—	—	—										
32612	Plastics pipe, pipe fitting, & unsupported profile shape mfg	249	1 916	8 257	9	3	1	—	3	2	—	—	—	—	—	—										
32614	Polystyrene foam product mfg	(E)	(D)	(D)	7	1	2	1	—	2	1	—	—	—	—	—										
32616	Plastics bottle mfg	(E)	(D)	(D)	7	1	2	—	1	2	1	—	—	—	—	—										
32619	Other plastics product mfg	5 044	37 444	156 421	111	27	15	22	22	12	10	2	—	—	—	1										
326199	All other plastics product mfg	4 537	33 854	140 468	102	27	14	19	20	11	8	2	—	—	—	1										
3262	Rubber product mfg	684	5 303	21 787	20	6	—	3	6	4	1	—	—	—	—	—										
32622	Rubber & plastics hoses & belting mfg	(C)	(D)	(D)	2	—	—	—	1	—	1	—	—	—	—	—										
32629	Other rubber product mfg	430	3 354	15 640	13	4	—	2	3	4	—	—	—	—	—	—										

See footnotes at end of table.

**Table 6. Counties—Employees, Payroll, and Establishments by Industry: 2000—Con.**

[Excludes most government employees, railroad employees, and self-employed persons. Size class 1 to 4 includes establishments with payroll, but no employees, during mid-March pay period. (D) denotes figures withheld to avoid disclosing data for individual companies; the data are included in broader industry totals. Detailed industries with 100 or more employees are shown if industry was not a (D). For explanation of terms, abbreviations, and data reliability/comparability, see introductory text]

NAICS code	Industry	Number of employees for week including March 12	Payroll (\$1,000)		Total number of establishments	Number of establishments by employment-size class									
			First quarter	Annual		1 to 4	5 to 9	10 to 19	20 to 49	50 to 99	100 to 249	250 to 499	500 to 999	1,000 or more	
<b>MARICOPA—Con.</b>															
<b>31-33 Manufacturing—Con.</b>															
327	Nonmetallic mineral product mfg . . . . .	3 976	30 407	128 414	150	53	19	20	35	15	8	—	—	—	
3271	Clay product & refractory mfg . . . . .	(E)	(D)	(D)	26	12	5	2	4	3	—	—	—	—	
32712	Clay building material & refractories mfg . . . . .	375	2 239	9 216	11	4	—	1	3	3	—	—	—	—	
327121	Brick & structural clay tile mfg . . . . .	173	1 069	4 183	3	—	—	2	1	—	—	—	—	—	
3272	Glass & glass product mfg . . . . .	401	2 381	7 855	23	7	6	3	5	2	—	—	—	—	
32721	Glass & glass product mfg . . . . .	401	2 381	7 855	23	7	6	3	5	2	—	—	—	—	
327215	Glass product mfg made of purchased glass . . . . .	363	2 169	7 012	19	5	6	2	4	2	—	—	—	—	
3273	Cement & concrete product mfg . . . . .	2 553	21 790	94 019	73	21	7	8	22	8	7	—	—	—	
32732	Ready-mix concrete mfg . . . . .	629	4 653	21 450	31	13	5	4	5	4	—	—	—	—	
327320	Ready-mix concrete mfg . . . . .	629	4 653	21 450	31	13	5	4	5	4	—	—	—	—	
32733	Concrete pipe, brick & block mfg . . . . .	878	8 184	33 565	18	3	1	1	7	2	4	—	—	—	
327331	Concrete block & brick mfg . . . . .	575	5 164	20 762	14	3	1	—	6	2	2	—	—	—	
327332	Concrete pipe mfg . . . . .	303	3 020	12 803	4	—	—	1	1	—	2	—	—	—	
32739	Other concrete product mfg . . . . .	1 046	8 953	39 004	24	5	1	3	10	2	3	—	—	—	
327390	Other concrete product mfg . . . . .	1 046	8 953	39 004	24	5	1	3	10	2	3	—	—	—	
3274	Lime & gypsum product mfg . . . . .	(C)	(D)	(D)	4	—	—	3	—	1	—	—	—	—	
32742	Gypsum product mfg . . . . .	(C)	(D)	(D)	4	—	—	3	—	1	—	—	—	—	
3279	Other nonmetallic mineral product mfg . . . . .	(E)	(D)	(D)	24	13	1	4	4	1	1	—	—	—	
32799	All other nonmetallic mineral product mfg . . . . .	449	2 755	12 166	22	11	1	4	4	1	1	—	—	—	
327991	Cut stone & stone product mfg . . . . .	125	838	3 478	10	5	1	1	3	—	—	—	—	—	
327999	All oth misc nonmetallic mineral product mfg . . . . .	210	1 316	6 107	8	4	—	2	1	—	1	—	—	—	
331	Primary metal mfg . . . . .	2 828	24 359	101 034	56	19	4	14	6	6	4	2	1	—	
3312	Steel product mfg from purchased steel . . . . .	(E)	(D)	(D)	10	4	—	4	1	—	1	—	—	—	
33121	Iron, steel pipe & tube mfg from purchased steel . . . . .	(C)	(D)	(D)	5	2	—	2	—	—	1	—	—	—	
3313	Alumina & aluminum production & processing . . . . .	(G)	(D)	(D)	9	2	1	2	1	1	—	1	1	—	
33131	Alumina & aluminum production & processing . . . . .	(G)	(D)	(D)	9	2	1	2	1	1	—	1	1	—	
3314	Nonferrous (exc alum) production & processing . . . . .	446	4 385	17 662	13	3	2	1	3	3	1	—	—	—	
33141	Nonferrous (exc aluminum) smelting & refining . . . . .	(C)	(D)	(D)	3	—	—	—	1	1	—	—	—	—	
33142	Copper rolling, drawing, extruding & alloying . . . . .	(C)	(D)	(D)	3	—	1	—	1	1	—	—	—	—	
33149	Other nonferrous roll, draw, extruding, alloying . . . . .	(C)	(D)	(D)	7	3	1	1	1	1	—	—	—	—	
3315	Foundries . . . . .	864	6 917	28 198	14	5	1	2	1	2	2	1	—	—	
33151	Ferrous metal foundries . . . . .	(F)	(D)	(D)	7	4	—	—	—	1	1	1	—	—	
33152	Nonferrous metal foundries . . . . .	(E)	(D)	(D)	7	1	1	2	1	1	1	—	—	—	
332	Fabricated metal product mfg . . . . .	15 221	128 946	549 880	621	204	117	119	113	36	28	3	—	1	
3321	Forging & stamping . . . . .	(F)	(D)	(D)	25	6	6	2	5	3	3	—	—	—	
33211	Forging & stamping . . . . .	(F)	(D)	(D)	25	6	6	2	5	3	3	—	—	—	
3323	Architectural & structural metals mfg . . . . .	4 797	32 782	145 944	151	35	22	34	38	7	13	2	—	—	
33231	Plate work & fabricated structural prod mfg . . . . .	1 259	6 708	35 096	36	7	3	10	9	5	2	—	—	—	
332312	Fabricated structural metal mfg . . . . .	1 114	5 725	30 469	28	5	1	8	8	4	2	—	—	—	
33232	Ornamental & architectural metal prod mfg . . . . .	3 538	26 074	110 848	115	28	19	24	29	2	11	2	—	—	
332321	Metal window & door mfg . . . . .	1 328	11 829	47 247	24	6	4	2	3	2	6	1	—	—	
332322	Sheet metal work mfg . . . . .	1 673	10 406	47 156	58	10	11	14	18	—	4	1	—	—	
332323	Ornamental & architectural metal work mfg . . . . .	537	3 839	16 445	33	12	4	8	8	—	1	—	—	—	
3324	Boiler, tank & shipping container mfg . . . . .	419	3 585	14 996	12	1	2	2	5	1	1	—	—	—	
33243	Light gauge metal container mfg . . . . .	(E)	(D)	(D)	6	1	—	—	2	1	1	—	—	—	
3326	Spring & wire product mfg . . . . .	(C)	(D)	(D)	13	4	4	2	1	1	1	—	—	—	
33261	Spring & wire product mfg . . . . .	(C)	(D)	(D)	13	4	4	2	1	1	1	—	—	—	
3327	Mach shops, turn prod, screw, nut, bolt mfg . . . . .	3 951	35 165	147 447	258	108	49	45	38	13	4	1	—	—	
33271	Machine shops . . . . .	3 173	28 690	120 274	234	104	44	41	31	10	4	—	—	—	
332710	Machine shops . . . . .	3 173	28 690	120 274	234	104	44	41	31	10	4	—	—	—	
33272	Turned product & screw, nut & bolt mfg . . . . .	778	6 475	27 173	24	4	5	4	7	3	—	1	—	—	
3328	Coating, engrave, heat treating & oth activity . . . . .	1 795	12 247	54 049	79	16	18	19	19	4	3	—	—	—	
33281	Coating, engrave, heat treating & oth activity . . . . .	1 795	12 247	54 049	79	16	18	19	19	4	3	—	—	—	
332811	Metal heat treating . . . . .	221	1 722	7 489	11	—	2	5	4	—	—	—	—	—	
3329	Other fabricated metal product mfg . . . . .	3 065	34 094	141 125	65	25	13	9	7	7	3	—	—	1	
33291	Metal valve mfg . . . . .	2 082	26 245	107 597	17	6	2	2	3	2	1	—	—	1	
33299	All other fabricated metal product mfg . . . . .	983	7 849	33 528	48	19	11	7	4	5	2	—	—	—	
332999	All other misc fabricated metal product mfg . . . . .	743	5 975	25 091	30	13	4	5	3	3	2	—	—	—	
333	Machinery mfg . . . . .	6 755	65 624	296 556	233	85	40	45	38	14	7	1	3	—	
3331	Ag, construction & mining machinery mfg . . . . .	1 259	10 645	47 827	19	9	2	2	3	1	1	—	1	—	
33311	Agricultural implement mfg . . . . .	(F)	(D)	(D)	6	2	—	1	2	—	—	—	1	—	
33312	Construction machinery mfg . . . . .	(E)	(D)	(D)	4	1	1	—	1	—	1	—	—	—	
3332	Industrial machinery mfg . . . . .	2 044	26 210	124 464	46	17	6	6	11	3	2	—	1	—	
33321	Sawmill & woodworking machinery mfg . . . . .	(C)	(D)	(D)	4	1	—	—	3	—	—	—	—	—	
33322	Plastics & rubber industry machinery mfg . . . . .	(E)	(D)	(D)	6	3	2	—	—	1	—	—	—	—	
33329	Other industrial machinery mfg . . . . .	(G)	(D)	(D)	36	13	4	6	8	3	1	—	1	—	
333298	All other industrial machinery mfg . . . . .	241	1 702	8 852	12	3	2	4	2	1	—	—	—	—	
3333	Commercial & service industry machinery mfg . . . . .	(F)	(D)	(D)	39	17	2	10	4	6	—	—	—	—	
33331	Commercial & service industry machinery mfg . . . . .	(F)	(D)	(D)	39	17	2	10	4	6	—	—	—	—	
333319	Oth commercial, service industry machinery mfg . . . . .	331	2 722	12 499	17	7	1	4	2	3	—	—	—	—	
3334	HVAC & commercial refrigeration equipment mfg . . . . .	(G)	(D)	(D)	17	3	5	2	1	2	2	1	1	—	
33341	HVAC & commercial refrigeration equipment mfg . . . . .	(G)	(D)	(D)	17	3	5	2	1	2	2	1	1	—	

See footnotes at end of table.

**Table 6. Counties—Employees, Payroll, and Establishments by Industry: 2000—Con.**

[Excludes most government employees, railroad employees, and self-employed persons. Size class 1 to 4 includes establishments with payroll, but no employees, during mid-March pay period. (D) denotes figures withheld to avoid disclosing data for individual companies; the data are included in broader industry totals. Detailed industries with 100 or more employees are shown if industry was not a (D). For explanation of terms, abbreviations, and data reliability/comparability, see introductory text]

NAICS code	Industry	Number of employees for week including March 12	Payroll (\$1,000)		Total number of establishments	Number of establishments by employment-size class								
			First quarter	Annual		1 to 4	5 to 9	10 to 19	20 to 49	50 to 99	100 to 249	250 to 499	500 to 999	1,000 or more
<b>MARICOPA—Con.</b>														
<b>31-33 Manufacturing—Con.</b>														
<b>Machinery mfg—Con.</b>														
333	Metalworking machinery mfg . . . . .	1 194	11 784	53 032	80	26	19	18	13	2	2	—	—	—
3335	Metalworking machinery mfg . . . . .	1 194	11 784	53 032	80	26	19	18	13	2	2	—	—	—
33351	Industrial mold mfg . . . . .	338	3 741	15 580	19	5	5	2	6	—	1	—	—	—
333511	Special die, tool, die set, jig & fixture mfg . . . . .	475	4 594	19 665	38	14	6	10	7	1	—	—	—	—
3339	Other general purpose machinery mfg . . . . .	(C)	(D)	(D)	27	13	5	4	5	—	—	—	—	—
33399	All other general purpose machinery mfg . . . . .	(C)	(D)	(D)	12	4	4	1	3	—	—	—	—	—
334	Computer & electronic product mfg . . . . .	47 799	736 881	2 917 753	274	85	33	31	38	35	23	8	6	15
3341	Computer & peripheral equipment mfg . . . . .	1 313	21 206	73 423	39	16	7	4	6	4	1	—	1	—
33411	Computer & peripheral equipment mfg . . . . .	1 313	21 206	73 423	39	16	7	4	6	4	1	—	1	—
334119	Other computer peripheral equipment mfg . . . . .	1 086	19 219	60 772	23	9	5	1	3	3	1	—	1	—
3342	Communications equipment mfg . . . . .	(I)	(D)	(D)	34	9	3	4	5	6	3	3	—	1
33421	Telephone apparatus mfg . . . . .	(G)	(D)	(D)	9	1	1	1	—	3	—	3	—	—
33422	Radio, TV broadcast & wireless comm equip mfg . . . . .	4 003	105 109	406 126	22	7	2	3	4	2	3	—	—	1
334220	Radio, TV broadcast & wireless comm equip mfg . . . . .	4 003	105 109	406 126	22	7	2	3	4	2	3	—	—	1
3343	Audio & video equipment mfg . . . . .	451	3 821	12 925	5	—	2	—	—	1	2	—	—	—
33431	Audio & video equipment mfg . . . . .	451	3 821	12 925	5	—	2	—	—	1	2	—	—	—
334310	Audio & video equipment mfg . . . . .	451	3 821	12 925	5	—	2	—	—	1	2	—	—	—
3344	Semiconductor & oth electronic component mfg . . . . .	31 159	443 052	1 751 222	123	34	11	16	19	13	12	4	3	11
33441	Semiconductor & oth electronic component mfg . . . . .	31 159	443 052	1 751 222	123	34	11	16	19	13	12	4	3	11
334412	Bare printed circuit board mfg . . . . .	2 723	21 784	109 048	27	8	1	4	5	3	3	2	—	1
334413	Semiconductor & related device mfg . . . . .	22 260	358 548	1 369 527	48	12	3	5	7	5	5	2	1	8
334416	Electronic coil, transformer, oth inductor mfg . . . . .	364	1 234	5 127	6	1	—	—	2	2	1	—	—	—
334419	Other electronic component mfg . . . . .	476	4 795	28 752	26	8	6	7	3	—	2	—	—	—
3345	Nav, measuring, medical, control instruments mfg . . . . .	9 375	143 009	592 489	63	21	9	4	7	11	5	1	2	3
33451	Nav, measuring, medical, control instruments mfg . . . . .	9 375	143 009	592 489	63	21	9	4	7	11	5	1	2	3
334513	Industrial process control mfg . . . . .	1 704	24 219	93 146	13	3	4	—	1	4	—	—	—	1
334515	Electricity measuring, testing instrument mfg . . . . .	377	3 772	29 776	10	4	1	—	3	1	1	—	—	—
334519	Other measuring & controlling device mfg . . . . .	342	4 537	15 961	7	1	1	—	1	3	1	—	—	—
335	Electrical equip, appliance & component mfg . . . . .	3 336	28 980	123 690	63	19	8	17	8	7	1	2	—	1
3351	Electric lighting equipment mfg . . . . .	678	5 982	27 121	12	3	1	3	2	1	1	1	—	—
33512	Lighting fixture mfg . . . . .	678	5 982	27 121	12	3	1	3	2	1	1	1	—	—
3352	Household appliance mfg . . . . .	(E)	(D)	(D)	4	1	1	—	—	1	—	1	—	—
33522	Major appliance mfg . . . . .	(E)	(D)	(D)	2	—	—	—	—	1	—	1	—	—
3353	Electrical equipment mfg . . . . .	(C)	(D)	(D)	18	7	3	6	1	1	—	—	—	—
33531	Electrical equipment mfg . . . . .	(C)	(D)	(D)	18	7	3	6	1	1	—	—	—	—
335313	Switchgear & switchboard apparatus mfg . . . . .	107	957	4 357	8	2	1	4	1	—	—	—	—	—
3359	Other electrical equipment & component mfg . . . . .	2 084	17 981	78 020	29	8	3	8	5	4	—	—	—	1
33592	Communication & energy wire & cable mfg . . . . .	(G)	(D)	(D)	6	—	1	1	2	1	—	—	—	1
33599	All oth electrical equipment & component mfg . . . . .	(E)	(D)	(D)	17	6	1	4	3	3	—	—	—	—
336	Transportation equipment mfg . . . . .	18 921	248 796	973 967	160	43	24	26	26	12	20	4	2	3
3362	Motor vehicle body & trailer mfg . . . . .	(F)	(D)	(D)	28	8	5	6	7	—	2	—	—	—
33621	Motor vehicle body & trailer mfg . . . . .	(F)	(D)	(D)	28	8	5	6	7	—	2	—	—	—
3363	Motor vehicle parts mfg . . . . .	4 233	31 660	124 874	58	20	10	6	8	7	4	1	1	1
33631	Motor vehicle gas engine & engine parts mfg . . . . .	(E)	(D)	(D)	11	4	3	1	1	—	2	—	—	—
33632	MV electrical & electronic equipment mfg . . . . .	(C)	(D)	(D)	6	3	—	1	1	1	—	—	—	—
33633	Motor vehicle steering & suspension parts mfg . . . . .	(E)	(D)	(D)	2	1	—	—	—	—	—	1	—	—
33635	MV transmission & power train parts mfg . . . . .	(C)	(D)	(D)	6	3	—	1	2	—	—	—	—	—
33636	Motor vehicle seating & interior trim mfg . . . . .	518	3 225	12 005	5	—	—	1	1	1	2	—	—	—
336360	Motor vehicle seating & interior trim mfg . . . . .	518	3 225	12 005	5	—	—	1	1	1	2	—	—	—
33637	Motor vehicle metal stamping . . . . .	(C)	(D)	(D)	5	2	—	—	—	3	—	—	—	—
33639	Other motor vehicle parts mfg . . . . .	2 426	19 365	73 073	19	5	6	2	3	1	—	—	1	1
336399	All other motor vehicle parts mfg . . . . .	2 426	19 365	73 073	19	5	6	2	3	1	—	—	1	1
3364	Aerospace product & parts mfg . . . . .	(J)	(D)	(D)	57	8	7	13	9	4	11	2	1	2
33641	Aerospace product & parts mfg . . . . .	(J)	(D)	(D)	57	8	7	13	9	4	11	2	1	2
3365	Railroad rolling stock mfg . . . . .	(C)	(D)	(D)	1	—	—	—	—	—	1	—	—	—
33651	Railroad rolling stock mfg . . . . .	(C)	(D)	(D)	1	—	—	—	—	—	1	—	—	—
3366	Ship & boat building . . . . .	(F)	(D)	(D)	5	3	—	—	—	1	—	1	—	—
33661	Ship & boat building . . . . .	(F)	(D)	(D)	5	3	—	—	—	1	—	1	—	—
3369	Other transportation equipment mfg . . . . .	(E)	(D)	(D)	10	3	2	1	2	—	2	—	—	—
33699	Other transportation equipment mfg . . . . .	(E)	(D)	(D)	10	3	2	1	2	—	2	—	—	—
337	Furniture & related product mfg . . . . .	7 119	39 188	172 396	245	97	40	43	36	17	7	3	2	—
3371	HH & institutional furniture & kitchen cabinet mfg . . . . .	5 305	27 501	118 903	181	78	28	31	25	10	5	2	2	—
33711	Wood kitchen cabinet & countertop mfg . . . . .	1 516	10 104	44 521	85	37	16	14	11	4	2	1	—	—
337110	Wood kitchen cabinet & countertop mfg . . . . .	1 516	10 104	44 521	85	37	16	14	11	4	2	1	—	—
33712	Household & institutional furniture mfg . . . . .	3 789	17 397	74 382	96	41	12	17	14	6	3	1	2	—
337121	Upholstered household furniture mfg . . . . .	402	1 763	5 603	20	7	1	6	4	2	—	—	—	—
337122	Nonupholstered wood household furniture mfg . . . . .	3 045	13 594	60 062	59	28	10	7	6	2	3	1	2	—
3372	Office furniture (including fixtures) mfg . . . . .	1 436	8 488	39 847	49	13	8	12	10	3	2	1	—	—
33721	Office furniture (including fixtures) mfg . . . . .	1 436	8 488	39 847	49	13	8	12	10	3	2	1	—	—
337212	Custom architectural woodwork & millwork mfg . . . . .	449	3 426	14 024	18	2	4	5	6	—	1	—	—	—

See footnotes at end of table.

**Table 6. Counties—Employees, Payroll, and Establishments by Industry: 2000—Con.**

[Excludes most government employees, railroad employees, and self-employed persons. Size class 1 to 4 includes establishments with payroll, but no employees, during mid-March pay period. (D) denotes figures withheld to avoid disclosing data for individual companies; the data are included in broader industry totals. Detailed industries with 100 or more employees are shown if industry was not a (D). For explanation of terms, abbreviations, and data reliability/comparability, see introductory text]

NAICS code	Industry	Number of employees for week including March 12	Payroll (\$1,000)		Total number of establishments	Number of establishments by employment-size class									
			First quarter	Annual		1 to 4	5 to 9	10 to 19	20 to 49	50 to 99	100 to 249	250 to 499	500 to 999	1,000 or more	
<b>MARICOPA—Con.</b>															
<b>31-33 Manufacturing—Con.</b>															
Furniture & related product mfg—Con.															
337	Other furniture related product mfg .....	378	3 199	13 646	15	6	—	—	1	4	—	—	—	—	
33791	Mattress mfg .....	323	2 970	12 594	9	3	2	—	—	4	—	—	—	—	
337910	Mattress mfg .....	323	2 970	12 594	9	3	2	—	—	4	—	—	—	—	
339	Miscellaneous mfg .....	4 900	46 085	193 946	335	183	66	41	22	16	4	2	1	—	
3391	Medical equipment & supplies mfg .....	906	9 127	36 974	127	82	11	6	1	—	—	1	—	—	
33911	Medical equipment & supplies mfg .....	906	9 127	36 974	127	82	26	11	6	1	—	1	—	—	
339116	Dental laboratories .....	526	3 821	16 134	99	64	7	5	1	—	—	—	—	—	
3399	Other miscellaneous mfg .....	3 994	36 958	156 972	208	101	40	30	16	15	4	1	1	—	
33991	Jewelry & silverware mfg .....	186	931	4 121	37	26	6	3	2	—	—	—	—	—	
33992	Sporting & athletic goods mfg .....	1 146	13 518	59 660	23	13	5	3	—	—	—	1	1	—	
339920	Sporting & athletic goods mfg .....	1 146	13 518	59 660	23	13	5	3	—	—	—	1	1	—	
33993	Doll, toy & game mfg .....	120	749	2 853	14	9	3	—	1	1	—	—	—	—	
33994	Office supplies (exc paper) mfg .....	148	822	3 741	11	4	3	2	1	1	—	—	—	—	
33995	Sign mfg .....	1 383	13 493	52 898	80	33	16	16	7	6	2	—	—	—	
339950	Sign mfg .....	1 383	13 493	52 898	80	33	16	16	7	6	2	—	—	—	
33999	All other misc mfg .....	1 011	7 445	33 699	43	16	7	6	5	7	2	—	—	—	
339999	All other miscellaneous mfg .....	859	6 417	29 530	32	11	6	2	5	6	2	—	—	—	
<b>42</b>	<b>Wholesale trade</b> .....	<b>68 602</b>	<b>755 468</b>	<b>3 064 219</b>	<b>4 827</b>	<b>2 548</b>	<b>872</b>	<b>689</b>	<b>465</b>	<b>147</b>	<b>75</b>	<b>19</b>	<b>10</b>	<b>2</b>	
421	Wholesale trade, durable goods .....	43 301	496 981	2 036 532	3 407	1 779	645	496	330	97	45	10	4	1	
4211	Motor vehicle, motor vehicle pt & supply whsle .	4 168	30 750	129 522	361	189	67	65	29	5	4	2	—	—	
42111	Automobile & other motor vehicle whsle . . . . .	2 081	16 084	69 057	122	76	17	13	7	4	3	2	—	—	
421110	Automobile & other motor vehicle whsle . . . . .	2 081	16 084	69 057	122	76	17	13	7	4	3	2	—	—	
42112	Motor vehicle supplies & new parts whsle . . . . .	1 502	10 413	42 049	160	75	34	31	18	1	1	—	—	—	
421120	Motor vehicle supplies & new parts whsle . . . . .	1 502	10 413	42 049	160	75	34	31	18	1	1	—	—	—	
42113	Tire & tube whsle .....	280	2 349	10 106	28	6	9	11	2	—	—	—	—	—	
421130	Tire & tube whsle .....	280	2 349	10 106	28	6	9	11	2	—	—	—	—	—	
42114	Motor vehicle parts (used) whsle .....	305	1 904	8 310	51	32	7	10	2	—	—	—	—	—	
421140	Motor vehicle parts (used) whsle .....	305	1 904	8 310	51	32	7	10	2	—	—	—	—	—	
4212	Furniture & home furnishing whsle .....	2 053	17 951	78 587	209	132	29	23	13	8	4	—	—	—	
42121	Furniture whsle .....	1 112	10 295	42 388	101	60	19	11	4	4	3	—	—	—	
421210	Furniture whsle .....	1 112	10 295	42 388	101	60	19	11	4	4	3	—	—	—	
42122	Home furnishing whsle .....	941	7 656	36 199	108	72	10	12	9	4	1	—	—	—	
421220	Home furnishing whsle .....	941	7 656	36 199	108	72	10	12	9	4	1	—	—	—	
4213	Lumber & other construction materials whsle . . .	2 640	25 664	99 232	204	94	37	29	32	11	1	—	—	—	
42131	Lumber, plywood, millwork & wood panel whsle . . . . .	1 275	13 033	46 366	76	35	11	7	16	6	1	—	—	—	
421310	Lumber, plywood, millwork & wood panel whsle . . . . .	1 275	13 033	46 366	76	35	11	7	16	6	1	—	—	—	
42132	Brick & related construction material whsle . . . . .	(E)	(D)	(D)	59	27	15	11	6	—	—	—	—	—	
42133	Roofing, siding & insulation material whsle . . . . .	(E)	(D)	(D)	20	10	2	3	3	2	—	—	—	—	
42139	Other construction material whsle .....	594	5 755	22 806	49	22	9	8	7	3	—	—	—	—	
421390	Other construction material whsle .....	594	5 755	22 806	49	22	9	8	7	3	—	—	—	—	
4214	Professional & commercial equip & supp whsle . . .	9 898	140 775	557 106	563	290	84	87	68	17	12	3	1	1	
42141	Photographic equipment & supplies whsle . . . . .	(C)	(D)	(D)	11	7	2	—	1	1	—	—	—	—	
42142	Office equipment whsle .....	1 790	23 848	94 337	78	38	14	9	11	1	3	2	—	—	
421420	Office equipment whsle .....	1 790	23 848	94 337	78	38	14	9	11	1	3	2	—	—	
42143	Computer & peripheral equip & software whsle . . . . .	5 374	86 753	334 479	225	100	39	41	24	13	5	1	1	1	
421430	Computer & peripheral equip & software whsle . . . . .	5 374	86 753	334 479	225	100	39	41	24	13	5	1	1	1	
42144	Other commercial equipment whsle .....	578	4 455	18 213	58	36	4	9	8	—	1	—	—	—	
421440	Other commercial equipment whsle .....	578	4 455	18 213	58	36	4	9	8	—	1	—	—	—	
42145	Medical, dental, hospital equip & supp whsle . . .	1 307	15 406	65 033	127	74	16	20	13	2	2	—	—	—	
421450	Medical, dental, hospital equip & supp whsle . . . . .	1 307	15 406	65 033	127	74	16	20	13	2	2	—	—	—	
42146	Ophthalmic goods whsle .....	(E)	(D)	(D)	29	15	4	3	6	—	1	—	—	—	
42149	Oth professional equipment & supplies whsle . . .	276	4 982	22 210	35	20	5	5	5	—	—	—	—	—	
421490	Oth professional equipment & supplies whsle . . . . .	276	4 982	22 210	35	20	5	5	5	—	—	—	—	—	
4215	Metal & mineral (except petroleum) whsle .....	1 078	10 095	43 101	109	54	18	19	15	3	—	—	—	—	
42151	Metal service centers & offices whsle .....	(G)	(D)	(D)	105	51	18	19	14	3	—	—	—	—	
4216	Electrical goods whsle .....	9 456	136 729	559 951	632	333	124	81	55	20	15	2	2	—	
42161	Elec equip, wiring supp, const material whsle . . .	2 188	23 127	100 386	179	83	40	28	20	5	3	—	—	—	
421610	Elec equip, wiring supp, const material whsle . . . . .	2 188	23 127	100 386	179	83	40	28	20	5	3	—	—	—	
42162	Electric appliance, TV, radio set whsle .....	965	9 907	41 907	53	20	13	7	9	3	1	—	—	—	
421620	Electric appliance, TV, radio set whsle .....	965	9 907	41 907	53	20	13	7	9	3	1	—	—	—	
42169	Other electronic parts & equipment whsle . . . . .	6 303	103 695	417 658	400	230	71	46	26	12	11	2	2	—	
421690	Other electronic parts & equipment whsle . . . . .	6 303	103 695	417 658	400	230	71	46	26	12	11	2	2	—	
4217	Hardware, plumb & heating equip & sup whsle . . .	2 743	28 118	112 196	272	124	66	43	29	8	2	—	—	—	
42171	Hardware whsle .....	1 081	10 488	43 312	107	47	28	14	16	2	—	—	—	—	
421710	Hardware whsle .....	1 081	10 488	43 312	107	47	28	14	16	2	—	—	—	—	
42172	Plumbing & heating equipment & supplies whsle . . .	618	5 151	22 875	70	37	12	10	9	2	—	—	—	—	
421720	Plumbing & heating equipment & supplies whsle . . . . .	618	5 151	22 875	70	37	12	10	9	2	—	—	—	—	
42173	Warm air heating & AC equip & supplies whsle . . .	891	11 126	40 153	61	16	18	18	3	4	2	—	—	—	
421730	Warm air heating & AC equip & supplies whsle . . . . .	891	11 126	40 153	61	16	18	18	3	4	2	—	—	—	
42174	Refrigeration equipment & supplies whsle . . . . .	153	1 353	5 856	34	24	8	1	1	—	—	—	—	—	
421740	Refrigeration equipment & supplies whsle . . . . .	153	1 353	5 856	34	24	8	1	1	—	—	—	—	—	
4218	Machinery, equipment & supplies whsle .....	8 665	88 199	373 655	694	352	143	102	65	23	5	3	1	—	
42181	Const & mining (exc petroleum) equip whsle . . .	1 549	16 574	70 906	68	31	10	10	10	6	—	—	1	—	
421810	Const & mining (exc petroleum) equip whsle . . . . .	1 549	16 574	70 906	68	31	10	10	10	6	—	—	1	—	
42182	Farm & garden machinery & equipment whsle . . . . .	458	3 865	16 973	40	16	7	10	6	1	—	—	—	—	
421820	Farm & garden machinery & equipment whsle . . . . .	458	3 865	16 973	40	16	7	10	6	1	—	—	—	—	

See footnotes at end of table.





**Table 6. Counties—Employees, Payroll, and Establishments by Industry: 2000—Con.**

[Excludes most government employees, railroad employees, and self-employed persons. Size class 1 to 4 includes establishments with payroll, but no employees, during mid-March pay period. (D) denotes figures withheld to avoid disclosing data for individual companies; the data are included in broader industry totals. Detailed industries with 100 or more employees are shown if industry was not a (D). For explanation of terms, abbreviations, and data reliability/comparability, see introductory text]

NAICS code	Industry	Number of employees for week including March 12	Payroll (\$1,000)		Total number of establishments	Number of establishments by employment-size class									
			First quarter	Annual		1 to 4	5 to 9	10 to 19	20 to 49	50 to 99	100 to 249	250 to 499	500 to 999	1,000 or more	
<b>MARICOPA—Con.</b>															
<b>42 Wholesale trade—Con.</b>															
422	Wholesale trade, nondurable goods—Con.														
4229	Miscellaneous nondurable goods whlse—Con.														
42299	Other miscellaneous nondurable goods whlse	848	5 157	25 065	164	123	21	11	7	—	2	—	—	—	
422990	Other miscellaneous nondurable goods whlse	848	5 157	25 065	164	123	21	11	7	—	2	—	—	—	
<b>44-45</b>	<b>Retail trade</b>	<b>161 149</b>	<b>908 474</b>	<b>3 857 984</b>	<b>9 769</b>	<b>4 039</b>	<b>2 506</b>	<b>1 622</b>	<b>910</b>	<b>339</b>	<b>292</b>	<b>55</b>	<b>5</b>	<b>1</b>	
441	Motor vehicle & parts dealers	26 614	244 331	1 048 576	1 041	346	255	190	129	51	53	14	3	—	
4411	Automobile dealers	18 026	189 946	816 825	350	138	47	31	39	39	48	13	3	—	
44111	New car dealers	16 500	176 581	762 009	165	27	11	11	16	37	48	12	3	—	
441110	New car dealers	16 500	176 581	762 009	165	27	11	11	16	37	48	12	3	—	
44112	Used car dealers	1 526	13 365	54 816	185	111	36	20	15	2	—	1	—	—	
441120	Used car dealers	1 526	13 365	54 816	185	111	36	20	15	2	—	1	—	—	
4412	Other motor vehicle dealers	2 192	16 826	65 301	151	66	30	31	17	3	3	1	—	—	
44121	Recreational vehicle dealers	934	8 055	23 953	46	14	10	10	8	1	3	—	—	—	
441210	Recreational vehicle dealers	934	8 055	23 953	46	14	10	10	8	1	3	—	—	—	
44122	Motorcycle & boat & other MV dealers	1 258	8 771	41 348	105	52	20	21	9	2	—	1	—	—	
441221	Motorcycle dealers	825	6 076	29 542	45	19	8	12	3	2	—	—	—	—	
441222	Boat dealers	208	1 331	5 156	26	10	8	7	1	—	—	—	—	—	
441229	All other motor vehicle dealers	225	1 364	6 650	34	23	4	2	5	—	—	—	—	—	
4413	Automotive parts, accessories & tire stores	6 396	37 559	166 450	540	142	178	128	81	9	2	—	—	—	
44131	Automotive parts, accessories & tire stores	4 656	26 655	116 110	381	99	131	84	58	7	2	—	—	—	
441310	Automotive parts, accessories & tire stores	4 656	26 655	116 110	381	99	131	84	58	7	2	—	—	—	
44132	Tire dealers	1 740	10 904	50 340	159	43	47	44	23	2	—	—	—	—	
441320	Tire dealers	1 740	10 904	50 340	159	43	47	44	23	2	—	—	—	—	
442	Furniture & home furnishing stores	6 914	46 217	192 815	780	388	184	127	67	11	3	—	—	—	
4421	Furniture stores	3 287	23 896	100 055	348	171	75	65	28	7	2	—	—	—	
44211	Furniture stores	3 287	23 896	100 055	348	171	75	65	28	7	2	—	—	—	
442110	Furniture stores	3 287	23 896	100 055	348	171	75	65	28	7	2	—	—	—	
4422	Home furnishings stores	3 627	22 321	92 760	432	217	109	62	39	4	1	—	—	—	
44221	Floor covering stores	1 506	12 734	54 500	171	92	36	24	16	2	1	—	—	—	
442210	Floor covering stores	1 506	12 734	54 500	171	92	36	24	16	2	1	—	—	—	
44229	Other home furnishings stores	2 121	9 587	38 260	261	125	73	38	23	2	—	—	—	—	
442291	Window treatment stores	203	1 481	4 828	44	33	8	3	2	—	—	—	—	—	
442299	All other home furnishings stores	1 918	8 106	33 432	217	92	65	37	21	2	—	—	—	—	
443	Electronics & appliance stores	5 596	36 067	154 230	461	222	136	48	26	18	9	2	—	—	
4431	Electronics & appliance stores	5 596	36 067	154 230	461	222	136	48	26	18	9	2	—	—	
44311	Appliance, TV & all other electronics stores	3 286	18 545	84 110	262	123	82	25	12	8	—	—	—	—	
443111	Household appliance stores	566	3 737	16 644	75	37	22	10	4	2	—	—	—	—	
443112	Radio, television & other electronics stores	2 720	14 808	67 466	187	86	60	15	8	10	8	—	—	—	
44312	Computer & software stores	2 057	16 350	65 011	162	82	40	19	13	5	1	2	—	—	
443120	Computer & software stores	2 057	16 350	65 011	162	82	40	19	13	5	1	2	—	—	
44313	Camera & photographic supplies stores	253	1 172	5 109	37	17	14	4	1	1	—	—	—	—	
443130	Camera & photographic supplies stores	253	1 172	5 109	37	17	14	4	1	1	—	—	—	—	
444	Bldg material & garden equip & supp dealers	12 247	83 873	339 191	653	228	163	113	105	21	19	4	—	—	
4441	Building material & supplies dealers	10 842	75 541	306 525	531	181	132	87	91	18	18	4	—	—	
44411	Home centers	4 620	25 304	101 108	37	4	3	3	1	7	15	4	—	—	
444110	Home centers	4 620	25 304	101 108	37	4	3	3	1	7	15	4	—	—	
44412	Paint & wallpaper stores	437	2 968	12 252	65	24	28	8	5	—	—	—	—	—	
444120	Paint & wallpaper stores	437	2 968	12 252	65	24	28	8	5	—	—	—	—	—	
44413	Hardware stores	1 049	5 077	22 274	85	29	20	19	15	2	—	—	—	—	
444130	Hardware stores	1 049	5 077	22 274	85	29	20	19	15	2	—	—	—	—	
44419	Other building material dealers	4 736	42 192	170 891	344	124	81	57	70	9	3	—	—	—	
444190	Other building material dealers	4 736	42 192	170 891	344	124	81	57	70	9	3	—	—	—	
4442	Lawn & garden equip & supplies stores	1 405	8 332	32 666	122	47	31	26	14	3	1	—	—	—	
44421	Outdoor power equipment stores	298	2 537	9 805	30	10	11	5	3	1	—	—	—	—	
444210	Outdoor power equipment stores	298	2 537	9 805	30	10	11	5	3	1	—	—	—	—	
44422	Nursery & garden centers	1 107	5 795	22 861	92	37	20	21	11	2	1	—	—	—	
444220	Nursery & garden centers	1 107	5 795	22 861	92	37	20	21	11	2	1	—	—	—	
445	Food & beverage stores	30 121	145 813	601 937	1 034	425	191	100	83	114	120	1	—	—	
4451	Grocery stores	28 380	140 280	578 596	718	232	111	71	72	112	119	1	—	—	
44511	Grocery (except convenience) stores	27 042	135 399	557 918	495	125	31	39	69	112	118	1	—	—	
445110	Grocery (except convenience) stores	27 042	135 399	557 918	495	125	31	39	69	112	118	1	—	—	
44512	Convenience stores	1 338	4 881	20 678	223	107	80	32	3	—	1	—	—	—	
445120	Convenience stores	1 338	4 881	20 678	223	107	80	32	3	—	1	—	—	—	
4452	Specialty food stores	1 245	4 271	18 159	217	126	58	23	8	2	—	—	—	—	
44521	Meat markets	255	1 076	4 600	42	29	8	3	1	1	—	—	—	—	
445210	Meat markets	255	1 076	4 600	42	29	8	3	1	1	—	—	—	—	
44529	Other specialty food stores	951	3 086	12 967	161	86	48	19	7	1	—	—	—	—	
445291	Baked goods stores	268	1 298	5 089	33	15	8	7	3	—	—	—	—	—	
445292	Confectionery & nut stores	199	642	2 744	34	14	15	4	1	—	—	—	—	—	
445299	All other specialty food stores	484	1 146	5 134	94	57	25	8	3	1	—	—	—	—	
4453	Beer, wine & liquor stores	496	1 262	5 182	99	67	22	6	3	—	1	—	—	—	
44531	Beer, wine & liquor stores	496	1 262	5 182	99	67	22	6	3	—	1	—	—	—	
445310	Beer, wine & liquor stores	496	1 262	5 182	99	67	22	6	3	—	1	—	—	—	
446	Health & personal care stores	9 328	47 161	200 391	714	293	193	70	121	36	1	—	—	—	
4461	Health & personal care stores	9 328	47 161	200 391	714	293	193	70	121	36	1	—	—	—	
44611	Pharmacies & drug stores	6 224	33 181	140 595	211	34	23	22	99	32	1	—	—	—	
446110	Pharmacies & drug stores	6 224	33 181	140 595	211	34	23	22	99	32	1	—	—	—	
44612	Cosmetics, beauty supplies & perfume stores	875	2 317	9 985	113	52	37	8	16	—	—	—	—	—	
446120	Cosmetics, beauty supplies & perfume stores	875	2 317	9 985	113	52	37	8	16	—	—	—	—	—	
44613	Optical goods stores	1 034	5 778	24 071	182	99	57	22	3	1	—	—	—	—	
446130	Optical goods stores	1 034	5 778	24 071	182	99	57	22	3	1	—	—	—	—	
44619	Other health & personal care stores	1 195	5 885	25 740	208	108	76	18	3	3	—	—	—	—	
446191	Food (health) supplement stores	825	3 052	13 084	124	51	55	14	2	2	—	—	—	—	
446199	All other health & personal care stores	370	2 833	12 656	84	57	21	4	1	1	—	—	—	—	

See footnotes at end of table.

**Table 6. Counties—Employees, Payroll, and Establishments by Industry: 2000—Con.**

[Excludes most government employees, railroad employees, and self-employed persons. Size class 1 to 4 includes establishments with payroll, but no employees, during mid-March pay period. (D) denotes figures withheld to avoid disclosing data for individual companies; the data are included in broader industry totals. Detailed industries with 100 or more employees are shown if industry was not a (D). For explanation of terms, abbreviations, and data reliability/comparability, see introductory text]

NAICS code	Industry	Number of employees for week including March 12	Payroll (\$1,000)		Total number of establishments	Number of establishments by employment-size class								
			First quarter	Annual		1 to 4	5 to 9	10 to 19	20 to 49	50 to 99	100 to 249	250 to 499	500 to 999	1,000 or more
<b>MARICOPA—Con.</b>														
<b>44-45 Retail trade—Con.</b>														
447	Gasoline stations .....	8 598	34 444	145 375	851	167	317	313	45	6	3	—	—	—
4471	Gasoline stations .....	8 598	34 444	145 375	851	167	317	313	45	6	3	—	—	—
44711	Gasoline stations with convenience stores ...	6 831	26 720	113 417	645	95	242	265	36	5	2	—	—	—
447110	Gasoline stations with convenience stores ...	6 831	26 720	113 417	645	95	242	265	36	5	2	—	—	—
44719	Other gasoline stations .....	1 767	7 724	31 958	206	72	75	48	9	1	1	—	—	—
447190	Other gasoline stations .....	1 767	7 724	31 958	206	72	75	48	9	1	1	—	—	—
448	Clothing & clothing accessories stores .....	13 439	52 963	223 539	1 439	567	509	242	96	19	5	—	1	—
4481	Clothing stores .....	9 863	33 875	148 394	824	283	249	186	83	17	5	—	1	—
44811	Men's clothing stores .....	800	4 133	26 177	85	24	32	25	3	—	1	—	—	—
448110	Men's clothing stores .....	800	4 133	26 177	85	24	32	25	3	—	1	—	—	—
44812	Women's clothing stores .....	2 671	9 098	38 259	315	122	102	72	16	2	1	—	—	—
448120	Women's clothing stores .....	2 671	9 098	38 259	315	122	102	72	16	2	1	—	—	—
44813	Children's & infants' clothing stores .....	456	1 321	5 483	35	14	9	5	4	3	—	—	—	—
448130	Children's & infants' clothing stores .....	456	1 321	5 483	35	14	9	5	4	3	—	—	—	—
44814	Family clothing stores .....	4 552	14 864	59 105	192	37	37	52	51	11	3	—	1	—
448140	Family clothing stores .....	4 552	14 864	59 105	192	37	37	52	51	11	3	—	1	—
44815	Clothing accessories stores .....	279	965	3 930	67	40	23	4	—	—	—	—	—	—
448150	Clothing accessories stores .....	279	965	3 930	67	40	23	4	—	—	—	—	—	—
44819	Other clothing stores .....	1 105	3 494	15 440	130	46	46	28	9	1	—	—	—	—
448190	Other clothing stores .....	1 105	3 494	15 440	130	46	46	28	9	1	—	—	—	—
4482	Shoe stores .....	1 740	6 360	23 369	270	110	126	26	6	2	—	—	—	—
44821	Shoe stores .....	1 740	6 360	23 369	270	110	126	26	6	2	—	—	—	—
448210	Shoe stores .....	1 740	6 360	23 369	270	110	126	26	6	2	—	—	—	—
4483	Jewelry, luggage & leather goods stores .....	1 836	12 728	51 776	345	174	134	30	7	—	—	—	—	—
44831	Jewelry stores .....	1 697	11 970	48 596	318	163	118	30	7	—	—	—	—	—
448310	Jewelry stores .....	1 697	11 970	48 596	318	163	118	30	7	—	—	—	—	—
44832	Luggage & leather goods stores .....	139	758	3 180	27	11	16	—	—	—	—	—	—	—
448320	Luggage & leather goods stores .....	139	758	3 180	27	11	16	—	—	—	—	—	—	—
451	Sporting goods, hobby, book & music stores .....	7 425	27 326	111 101	665	273	146	148	75	21	2	—	—	—
4511	Sporting goods, hobby, musical instrument stores .....	4 900	18 733	76 284	469	209	105	89	49	17	—	—	—	—
45111	Sporting goods stores .....	2 160	8 496	32 479	245	128	53	41	12	11	—	—	—	—
451110	Sporting goods stores .....	2 160	8 496	32 479	245	128	53	41	12	11	—	—	—	—
45112	Hobby, toy & game stores .....	1 784	5 609	24 720	117	40	23	23	26	5	—	—	—	—
451120	Hobby, toy & game stores .....	1 784	5 609	24 720	117	40	23	23	26	5	—	—	—	—
45113	Sewing, needlework & piece goods stores .....	482	1 675	7 256	60	22	16	18	4	—	—	—	—	—
451130	Sewing, needlework & piece goods stores .....	482	1 675	7 256	60	22	16	18	4	—	—	—	—	—
45114	Musical instrument & supplies stores .....	474	2 953	11 829	47	19	13	7	7	1	—	—	—	—
451140	Musical instrument & supplies stores .....	474	2 953	11 829	47	19	13	7	7	1	—	—	—	—
4512	Book, periodical & music stores .....	2 525	8 593	34 817	196	64	41	59	26	4	2	—	—	—
45121	Book stores & news dealers .....	1 792	6 366	26 765	136	48	25	38	20	4	1	—	—	—
451211	Book stores .....	1 608	5 755	24 296	122	43	25	32	17	4	1	—	—	—
451212	News dealers & newsstands .....	184	611	2 469	14	5	—	6	3	—	—	—	—	—
45122	Prerecorded tape, CD & record stores .....	733	2 227	8 052	60	16	16	21	6	—	1	—	—	—
451220	Prerecorded tape, CD & record stores .....	733	2 227	8 052	60	16	16	21	6	—	1	—	—	—
452	General merchandise stores .....	23 954	99 578	440 414	264	86	12	23	25	18	69	30	1	—
4521	Department stores .....	19 515	76 992	327 837	103	1	—	—	—	16	60	25	1	—
45211	Department stores .....	19 515	76 992	327 837	103	1	—	—	—	16	60	25	1	—
452110	Department stores .....	19 515	76 992	327 837	103	1	—	—	—	16	60	25	1	—
4529	Other general merchandise stores .....	4 439	22 586	112 577	161	85	12	23	25	2	9	5	—	—
45291	Warehouse clubs & superstores (H) .....	—	(D)	(D)	18	—	1	2	1	8	5	—	—	—
45299	All other general merchandise stores (G) .....	—	(D)	(D)	143	85	11	21	24	1	1	—	—	—
453	Miscellaneous store retailers .....	11 050	42 530	177 991	1 405	745	324	204	113	17	1	1	—	—
4531	Florists .....	1 402	4 636	18 027	144	77	35	21	6	3	1	1	—	—
45311	Florists .....	1 402	4 636	18 027	144	77	35	21	6	3	1	1	—	—
453110	Florists .....	1 402	4 636	18 027	144	77	35	21	6	3	1	1	—	—
4532	Office supplies, stationery & gift stores .....	3 640	12 866	54 190	428	199	115	60	50	4	—	—	—	—
45321	Office supplies & stationery stores .....	1 494	6 688	27 775	94	26	20	10	35	3	—	—	—	—
453210	Office supplies & stationery stores .....	1 494	6 688	27 775	94	26	20	10	35	3	—	—	—	—
45322	Gift, novelty & souvenir stores .....	2 146	6 178	26 415	334	173	95	50	15	1	—	—	—	—
453220	Gift, novelty & souvenir stores .....	2 146	6 178	26 415	334	173	95	50	15	1	—	—	—	—
4533	Used merchandise stores .....	2 030	6 608	28 612	185	74	35	46	25	5	—	—	—	—
45331	Used merchandise stores .....	2 030	6 608	28 612	185	74	35	46	25	5	—	—	—	—
453310	Used merchandise stores .....	2 030	6 608	28 612	185	74	35	46	25	5	—	—	—	—
4539	Other miscellaneous store retailers .....	3 978	18 420	77 162	648	395	139	77	32	5	—	—	—	—
45391	Pet & pet supplies stores .....	1 214	4 542	19 674	85	34	13	15	20	3	—	—	—	—
453910	Pet & pet supplies stores .....	1 214	4 542	19 674	85	34	13	15	20	3	—	—	—	—
45392	Art dealers .....	335	2 308	9 112	92	68	13	9	2	—	—	—	—	—
453920	Art dealers .....	335	2 308	9 112	92	68	13	9	2	—	—	—	—	—
45393	Manufactured (mobile) home dealers .....	446	2 942	12 290	82	49	19	11	3	—	—	—	—	—
453930	Manufactured (mobile) home dealers .....	446	2 942	12 290	82	49	19	11	3	—	—	—	—	—
45399	All other miscellaneous store retailers .....	1 983	8 628	36 086	389	244	94	42	7	2	—	—	—	—
453991	Tobacco stores .....	583	2 120	8 258	147	102	37	7	1	—	—	—	—	—
453998	All other misc store retailers (exc tobacco) .....	1 400	6 508	27 828	242	142	57	35	6	2	—	—	—	—
454	Nonstore retailers .....	5 863	48 171	222 424	462	299	76	44	25	7	7	3	—	1
4541	Electronic shopping & mail-order houses .....	3 983	35 431	168 549	162	92	34	14	7	6	5	3	—	1
45411	Electronic shopping & mail-order houses .....	3 983	35 431	168 549	162	92	34	14	7	6	5	3	—	1
454110	Electronic shopping & mail-order houses .....	3 983	35 431	168 549	162	92	34	14	7	6	5	3	—	1
4542	Vending machine operators .....	482	2 642	11 465	89	66	10	7	6	—	—	—	—	—
45421	Vending machine operators .....	482	2 642	11 465	89	66	10	7	6	—	—	—	—	—
454210	Vending machine operators .....	482	2 642	11 465	89	66	10	7	6	—	—	—	—	—
4543	Direct selling establishments .....	1 398	10 098	42 410	211	141	32	23	12	1	2	—	—	—
45431	Fuel dealers .....	194	1 283	5 028	23	13	3	4	3	—	—	—	—	—
454312	Liquified petroleum gas (bottled gas) dealers .....	159	1 040	3 965	15	8	1	3	3	—	—	—	—	—
45439	Other direct selling establishments .....	1 204	8 815	37 382	188	128	29	19	9	1	2	—	—	—
454390	Other direct selling establishments .....	1 204	8 815	37 382	188	128	29	19	9	1	2	—	—	—

**Table 6. Counties—Employees, Payroll, and Establishments by Industry: 2000—Con.**

[Excludes most government employees, railroad employees, and self-employed persons. Size class 1 to 4 includes establishments with payroll, but no employees, during mid-March pay period. (D) denotes figures withheld to avoid disclosing data for individual companies; the data are included in broader industry totals. Detailed industries with 100 or more employees are shown if industry was not a (D). For explanation of terms, abbreviations, and data reliability/comparability, see introductory text]

NAICS code	Industry	Number of employees for week including March 12	Payroll (\$1,000)		Total number of establishments	Number of establishments by employment-size class									
			First quarter	Annual		1 to 4	5 to 9	10 to 19	20 to 49	50 to 99	100 to 249	250 to 499	500 to 999	1,000 or more	
<b>MARICOPA—Con.</b>															
<b>48-49</b>	<b>Transportation &amp; warehousing</b>	<b>58 680</b>	<b>477 327</b>	<b>2 055 731</b>	<b>1 485</b>	<b>846</b>	<b>220</b>	<b>148</b>	<b>141</b>	<b>66</b>	<b>41</b>	<b>12</b>	<b>7</b>	<b>4</b>	
481	Air transportation	16 506	175 178	741 677	51	21	3	6	6	4	4	2	3	2	
4811	Scheduled air transportation	16 187	172 260	729 681	31	12	1	2	2	4	3	2	3	2	
48111	Scheduled air transportation	16 187	172 260	729 681	31	12	1	2	2	4	3	2	3	2	
4812	Nonscheduled air transportation	319	2 918	11 996	20	9	2	4	4	—	1	—	—	—	
48121	Nonscheduled air transportation	319	2 918	11 996	20	9	2	4	4	—	1	—	—	—	
481211	Nonscheduled chartered passenger air trans	251	2 533	10 113	11	5	—	2	3	—	1	—	—	—	
484	Truck transportation	22 196	161 626	703 910	804	485	111	78	78	29	19	2	1	1	
4841	General freight trucking	17 828	132 561	573 738	428	271	52	37	33	17	14	2	1	1	
48411	General freight trucking, local	1 560	10 421	45 905	162	104	22	16	11	8	1	—	—	—	
484110	General freight trucking, local	1 560	10 421	45 905	162	104	22	16	11	8	1	—	—	—	
48412	General freight trucking, long-distance	16 268	122 140	527 833	266	167	30	21	22	9	13	2	1	1	
484121	General freight trucking, long-distance, TL	14 047	102 525	446 439	224	153	23	17	16	8	4	1	1	1	
484122	General freight trucking, long-distance, LTL	2 221	19 615	81 394	42	14	7	4	6	1	9	1	—	—	
4842	Specialized freight trucking	4 368	29 065	130 172	376	214	59	41	45	12	5	—	—	—	
48421	Used household & office goods moving	1 361	8 685	39 336	74	37	11	4	13	8	1	—	—	—	
484210	Used household & office goods moving	1 361	8 685	39 336	74	37	11	4	13	8	1	—	—	—	
48422	Specialized freight (exc used) trucking, local	1 906	11 337	53 157	221	136	40	25	16	1	3	—	—	—	
484220	Specialized freight (exc used) trucking, local	1 906	11 337	53 157	221	136	40	25	16	1	3	—	—	—	
48423	Specialized freight (exc used) trucking, LDist	1 101	9 043	37 679	81	41	8	12	16	3	1	—	—	—	
484230	Specialized freight (exc used) trucking, LDist	1 101	9 043	37 679	81	41	8	12	16	3	1	—	—	—	
485	Transit & ground passenger transportation	3 625	19 401	80 339	84	38	9	7	13	9	5	2	1	—	
4851	Urban transit systems	1 689	11 132	46 894	13	2	1	—	3	3	3	—	1	—	
48511	Urban transit systems	1 689	11 132	46 894	13	2	1	—	3	3	3	—	1	—	
4852	Interurban & rural bus transportation	(F)	(D)	(D)	4	—	1	—	—	—	2	1	—	—	
48521	Interurban & rural bus transportation	(F)	(D)	(D)	4	—	1	—	—	—	2	1	—	—	
4853	Taxi & limousine service	(E)	(D)	(D)	30	19	5	3	—	3	—	—	—	—	
48532	Limousine service	269	1 259	4 357	21	14	3	1	—	3	—	—	—	—	
485320	Limousine service	269	1 259	4 357	21	14	3	1	—	3	—	—	—	—	
4854	School & employee bus transportation	(C)	(D)	(D)	4	2	—	—	1	1	—	—	—	—	
48541	School & employee bus transportation	(C)	(D)	(D)	4	2	—	—	1	1	—	—	—	—	
4855	Charter bus industry	320	1 147	4 414	12	2	1	2	5	2	—	—	—	—	
48551	Charter bus industry	320	1 147	4 414	12	2	1	2	5	2	—	—	—	—	
485510	Charter bus industry	320	1 147	4 414	12	2	1	2	5	2	—	—	—	—	
4859	Oth transit & ground passenger transportation	617	2 193	9 492	21	13	1	2	4	—	—	1	—	—	
48599	Oth transit & ground passenger transportation	617	2 193	9 492	21	13	1	2	4	—	—	1	—	—	
487	Scenic & sightseeing transportation	(C)	(D)	(D)	12	7	1	1	2	1	—	—	—	—	
488	Transportation support activities	5 281	47 451	202 251	316	183	64	25	25	11	3	3	2	—	
4881	Air transportation support activities	2 412	25 697	111 171	63	30	12	4	9	3	2	2	1	—	
48811	Airport operations	1 356	10 957	47 342	22	6	9	2	1	1	1	1	1	—	
48819	Other air transportation support activities	1 056	14 740	63 829	41	24	3	2	8	2	1	1	—	—	
488190	Other air transportation support activities	1 056	14 740	63 829	41	24	3	2	8	2	1	1	—	—	
4884	Road transportation support activities	1 020	4 481	18 344	84	48	14	11	6	3	1	1	—	—	
48841	Motor vehicle towing	668	3 664	13 868	69	38	12	10	6	2	1	—	—	—	
488410	Motor vehicle towing	668	3 664	13 868	69	38	12	10	6	2	1	—	—	—	
48849	Other road transportation support activities	352	817	4 476	15	10	2	1	—	1	—	1	—	—	
488490	Other road transportation support activities	352	817	4 476	15	10	2	1	—	1	—	1	—	—	
4885	Freight transportation arrangement	1 724	16 589	69 510	142	85	34	8	9	5	—	—	1	—	
48851	Freight transportation arrangement	1 724	16 589	69 510	142	85	34	8	9	5	—	—	1	—	
488510	Freight transportation arrangement	1 724	16 589	69 510	142	85	34	8	9	5	—	—	1	—	
492	Couriers & messengers	10 167	67 323	303 301	156	83	17	22	12	9	9	3	—	1	
4921	Couriers	8 893	59 918	275 363	82	46	3	13	5	6	5	3	—	1	
49211	Couriers	8 893	59 918	275 363	82	46	3	13	5	6	5	3	—	1	
492110	Couriers	8 893	59 918	275 363	82	46	3	13	5	6	5	3	—	1	
4922	Local messengers & local delivery	1 274	7 405	27 938	74	37	14	9	7	3	4	—	—	—	
49221	Local messengers & local delivery	1 274	7 405	27 938	74	37	14	9	7	3	4	—	—	—	
492210	Local messengers & local delivery	1 274	7 405	27 938	74	37	14	9	7	3	4	—	—	—	
493	Warehousing & storage	698	4 815	18 739	55	26	14	6	5	3	1	—	—	—	
4931	Warehousing & storage	698	4 815	18 739	55	26	14	6	5	3	1	—	—	—	
49311	General warehousing & storage	310	2 053	9 516	41	22	11	5	2	1	—	—	—	—	
493110	General warehousing & storage	310	2 053	9 516	41	22	11	5	2	1	—	—	—	—	
49312	Refrigerated warehousing & storage	214	1 540	4 514	3	—	—	—	1	1	1	—	—	—	
493120	Refrigerated warehousing & storage	214	1 540	4 514	3	—	—	—	1	1	1	—	—	—	
49319	Other warehousing & storage	(C)	(D)	(D)	10	4	3	1	1	1	—	—	—	—	
<b>51</b>	<b>Information</b>	<b>35 569</b>	<b>424 323</b>	<b>1 670 464</b>	<b>1 301</b>	<b>694</b>	<b>173</b>	<b>149</b>	<b>150</b>	<b>69</b>	<b>41</b>	<b>16</b>	<b>6</b>	<b>3</b>	
511	Publishing industries	9 896	134 619	532 387	383	216	47	54	41	11	8	3	2	1	
5111	Newspaper, periodical, book, database publishers	6 015	56 050	229 419	221	135	26	27	21	5	4	1	1	1	
51111	Newspaper publishers	4 312	39 693	161 802	49	21	6	6	10	2	2	—	1	1	
511110	Newspaper publishers	4 312	39 693	161 802	49	21	6	6	10	2	2	—	1	1	
51112	Periodical publishers	1 110	10 390	44 619	88	55	14	9	5	2	2	1	—	—	
511120	Periodical publishers	1 110	10 390	44 619	88	55	14	9	5	2	2	1	—	—	
51113	Book publishers	238	2 339	7 192	33	24	3	3	2	1	—	—	—	—	
511130	Book publishers	238	2 339	7 192	33	24	3	3	2	1	—	—	—	—	
51114	Database and directory publishers	131	1 343	6 301	15	10	1	2	2	—	—	—	—	—	
511140	Database and directory publishers	131	1 343	6 301	15	10	1	2	2	—	—	—	—	—	
51119	Other publishers	224	2 285	9 505	36	25	2	2	—	—	—	—	—	—	
5112	Software publishers	3 881	78 569	302 968	162	81	21	27	20	6	4	2	1	—	
51121	Software publishers	3 881	78 569	302 968	162	81	21	27	20	6	4	2	1	—	
511210	Software publishers	3 881	78 569	302 968	162	81	21	27	20	6	4	2	1	—	

See footnotes at end of table.

**Table 6. Counties—Employees, Payroll, and Establishments by Industry: 2000—Con.**

[Excludes most government employees, railroad employees, and self-employed persons. Size class 1 to 4 includes establishments with payroll, but no employees, during mid-March pay period. (D) denotes figures withheld to avoid disclosing data for individual companies; the data are included in broader industry totals. Detailed industries with 100 or more employees are shown if industry was not a (D). For explanation of terms, abbreviations, and data reliability/comparability, see introductory text]

NAICS code	Industry	Number of employees for week including March 12	Payroll (\$1,000)		Total number of establishments	Number of establishments by employment-size class									
			First quarter	Annual		1 to 4	5 to 9	10 to 19	20 to 49	50 to 99	100 to 249	250 to 499	500 to 999	1,000 or more	
<b>MARICOPA—Con.</b>															
<b>51 Information—Con.</b>															
512	Motion picture & sound recording industries . . . . .	3 198	15 935	53 750	171	90	20	15	31	7	7	1	—	—	
5121	Motion picture & video industries . . . . .	3 081	14 427	49 145	144	70	16	13	30	7	7	1	—	—	
51211	Motion picture & video production . . . . .	634	9 334	28 994	74	53	8	6	5	1	—	1	—	—	
512110	Motion picture & video production . . . . .	634	9 334	28 994	74	53	8	6	5	1	—	1	—	—	
51213	Motion picture & video exhibition . . . . .	2 269	3 890	15 857	47	4	2	5	24	5	7	—	—	—	
51219	Postprod & other movie & video industries . . . . .	(C)	(D)	(D)	21	13	5	1	1	—	—	—	—	—	
5122	Sound recording industries . . . . .	117	1 508	4 605	27	20	4	2	1	—	—	—	—	—	
513	Broadcasting & telecommunications . . . . .	16 424	197 134	782 851	465	230	65	51	49	38	20	7	3	2	
5131	Radio & television broadcasting . . . . .	2 402	29 802	118 178	61	22	6	9	10	7	6	1	—	—	
51311	Radio broadcasting . . . . .	863	9 762	39 217	40	15	5	7	9	2	2	—	—	—	
51312	Television broadcasting . . . . .	1 539	20 040	78 961	21	7	1	2	1	5	4	1	—	—	
513120	Television broadcasting . . . . .	1 539	20 040	78 961	21	7	1	2	1	5	4	1	—	—	
5132	Cable networks & program distribution . . . . .	1 875	18 159	74 114	19	7	3	3	2	3	—	—	—	1	
51322	Cable & other program distribution . . . . .	1 791	17 658	71 768	16	6	3	2	2	2	—	—	—	1	
513220	Cable & other program distribution . . . . .	1 791	17 658	71 768	16	6	3	2	2	2	—	—	—	1	
5133	Telecommunications . . . . .	12 147	149 173	590 559	385	201	56	39	37	28	14	6	3	1	
51331	Wired telecommunications carriers . . . . .	8 921	106 939	414 132	231	110	41	21	23	20	9	3	3	1	
513310	Wired telecommunications carriers . . . . .	8 921	106 939	414 132	231	110	41	21	23	20	9	3	3	1	
51332	Wireless telecom carriers (exc satellite) . . . . .	2 076	22 940	111 566	99	57	12	6	7	3	2	—	—	—	
513321	Paging . . . . .	491	4 882	21 597	27	16	2	2	3	3	1	—	—	—	
513322	Cellular & other wireless telecommunications . . . . .	1 585	18 058	89 969	72	41	10	10	4	2	2	—	—	—	
51333	Telecommunications resellers . . . . .	716	8 858	36 337	30	17	1	6	4	—	1	1	—	—	
513330	Telecommunications resellers . . . . .	716	8 858	36 337	30	17	1	6	4	—	1	1	—	—	
51334	Satellite telecommunications . . . . .	211	8 148	18 291	12	7	—	—	4	1	—	—	—	—	
513340	Satellite telecommunications . . . . .	211	8 148	18 291	12	7	—	—	4	1	—	—	—	—	
51339	Other telecommunications . . . . .	223	2 288	10 233	13	10	2	—	—	—	1	—	—	—	
513390	Other telecommunications . . . . .	223	2 288	10 233	13	10	2	—	—	—	1	—	—	—	
514	Information & data processing services . . . . .	6 051	76 635	301 476	282	158	41	29	29	13	6	5	1	—	
5141	Information services . . . . .	1 584	23 312	95 694	140	85	23	15	12	4	—	1	—	—	
51411	News syndicates . . . . .	(C)	(D)	(D)	6	1	1	1	2	1	—	—	—	—	
51419	Other information services . . . . .	1 373	21 834	89 371	125	78	20	13	10	3	—	1	—	—	
514191	On-line information services . . . . .	1 273	21 420	87 246	115	72	20	11	8	3	—	1	—	—	
514199	All other information services . . . . .	100	414	2 125	10	6	—	2	2	—	—	—	—	—	
5142	Data processing services . . . . .	4 467	53 323	205 782	142	73	18	14	17	9	6	4	1	—	
51421	Data processing services . . . . .	4 467	53 323	205 782	142	73	18	14	17	9	6	4	1	—	
514210	Data processing services . . . . .	4 467	53 323	205 782	142	73	18	14	17	9	6	4	1	—	
<b>52</b>	<b>Finance &amp; insurance . . . . .</b>	<b>96 680</b>	<b>1 054 207</b>	<b>3 908 871</b>	<b>5 221</b>	<b>3 166</b>	<b>829</b>	<b>572</b>	<b>363</b>	<b>117</b>	<b>112</b>	<b>34</b>	<b>17</b>	<b>11</b>	
522	Credit intermediation & related activities . . . . .	58 374	526 178	1 908 775	2 115	893	435	396	226	57	67	22	13	6	
5221	Depository credit intermediation . . . . .	30 906	262 446	925 638	1 034	376	176	254	146	26	31	14	9	2	
52211	Commercial banking . . . . .	28 746	245 661	855 452	900	334	141	225	126	20	30	13	9	2	
522110	Commercial banking . . . . .	28 746	245 661	855 452	900	334	141	225	126	20	30	13	9	2	
52212	Savings institutions . . . . .	(E)	(D)	(D)	35	13	10	10	2	—	—	—	—	—	
52213	Credit unions . . . . .	1 876	13 556	55 933	98	28	25	19	18	6	1	1	—	—	
522130	Credit unions . . . . .	1 876	13 556	55 933	98	28	25	19	18	6	1	1	—	—	
5222	Nondepository credit intermediation . . . . .	22 888	231 515	840 536	694	304	171	88	59	24	34	7	4	3	
52221	Credit card issuing . . . . .	(I)	(D)	(D)	65	16	9	7	6	8	17	1	—	1	
52222	Sales financing . . . . .	5 133	68 726	232 418	131	53	28	12	16	6	11	4	1	—	
522220	Sales financing . . . . .	5 133	68 726	232 418	131	53	28	12	16	6	11	4	1	—	
52229	Other nondepository credit intermediation . . . . .	(J)	(D)	(D)	498	235	134	69	37	10	6	2	3	2	
522291	Consumer lending . . . . .	6 749	68 397	253 904	79	44	25	2	—	2	1	3	2	2	
522292	Real estate credit . . . . .	4 097	46 371	186 453	353	155	87	61	36	10	4	—	—	—	
5223	Activities related to credit intermediation . . . . .	4 580	32 217	142 601	387	213	88	54	21	7	2	1	—	1	
52231	Mortgage & nonmortgage brokers . . . . .	2 713	19 668	87 605	199	110	31	41	12	4	—	—	—	1	
522310	Mortgage & nonmortgage brokers . . . . .	2 713	19 668	87 605	199	110	31	41	12	4	—	—	—	1	
52232	Financial clearinghouse & reserve activities . . . . .	(F)	(D)	(D)	18	7	3	2	3	1	1	1	—	—	
52239	Other credit intermediation activities . . . . .	(G)	(D)	(D)	170	96	54	11	6	2	1	—	—	—	
523	Security, commodity contracts & like activity . . . . .	8 524	173 310	594 372	813	608	95	52	34	9	12	1	1	1	
5231	Secrty & comdty contracts intermed & brokerage . . . . .	6 083	138 073	479 796	364	251	46	26	23	7	9	—	1	1	
52311	Investment banking & securities dealing . . . . .	2 849	51 120	176 587	53	34	7	1	2	—	—	—	1	1	
523110	Investment banking & securities dealing . . . . .	2 849	51 120	176 587	53	34	7	1	2	—	—	—	1	1	
52312	Securities brokerage . . . . .	3 164	84 747	297 001	299	208	37	19	21	5	9	—	—	—	
523120	Securities brokerage . . . . .	3 164	84 747	297 001	299	208	37	19	21	5	9	—	—	—	
5239	Other financial investment activities . . . . .	2 441	35 237	114 576	449	357	49	26	11	2	3	1	—	—	
52391	Miscellaneous intermediation . . . . .	465	7 376	24 628	89	68	12	6	2	—	1	—	—	—	
523910	Miscellaneous intermediation . . . . .	465	7 376	24 628	89	68	12	6	2	—	1	—	—	—	
52392	Portfolio management . . . . .	1 199	18 567	49 448	139	110	17	3	5	1	2	1	—	—	
523920	Portfolio management . . . . .	1 199	18 567	49 448	139	110	17	3	5	1	2	1	—	—	
52393	Investment advice . . . . .	455	4 953	25 374	180	151	16	11	2	—	—	—	—	—	
523930	Investment advice . . . . .	455	4 953	25 374	180	151	16	11	2	—	—	—	—	—	
52399	All other financial investment activities . . . . .	322	4 341	15 126	41	28	4	6	2	1	—	—	—	—	
523991	Trust, fiduciary & custody activities . . . . .	322	4 341	15 126	41	28	4	6	2	1	—	—	—	—	
524	Insurance carriers & related activities . . . . .	29 362	347 712	1 385 088	2 243	1 632	289	122	100	50	32	11	3	4	
5241	Insurance carriers . . . . .	18 307	226 443	848 380	563	289	92	55	33	25	8	3	3	3	
52411	Direct life, health, medical insurance carriers . . . . .	7 487	103 138	356 522	213	91	27	30	17	13	3	1	1	1	
524113	Direct life insurance carriers . . . . .	3 481	44 756	163 495	158	76	22	26	19	6	7	1	1	—	
524114	Direct health & medical insurance carriers . . . . .	4 006	58 382	193 027	55	15	5	4	11	11	6	2	—	1	
52412	Other direct insurance carriers . . . . .	(J)	(D)	(D)	343	194	65	24	23	16	12	5	2	2	
524126	Direct property & casualty insurance carriers . . . . .	9 367	107 735	424 063	259	170	25	16	17	13	9	5	2	2	

See footnotes at end of table.

**Table 6. Counties—Employees, Payroll, and Establishments by Industry: 2000—Con.**

[Excludes most government employees, railroad employees, and self-employed persons. Size class 1 to 4 includes establishments with payroll, but no employees, during mid-March pay period. (D) denotes figures withheld to avoid disclosing data for individual companies; the data are included in broader industry totals. Detailed industries with 100 or more employees are shown if industry was not a (D). For explanation of terms, abbreviations, and data reliability/comparability, see introductory text]

NAICS code	Industry	Number of employees for week including March 12	Payroll (\$1,000)		Total number of establishments	Number of establishments by employment-size class									
			First quarter	Annual		1 to 4	5 to 9	10 to 19	20 to 49	50 to 99	100 to 249	250 to 499	500 to 999	1,000 or more	
<b>MARICOPA—Con.</b>															
<b>52</b>	<b>Finance &amp; insurance—Con.</b>														
524	Insurance carriers & related activities—Con.														
5242	Agencies & other insurance related activities ...	11 055	121 269	536 708	1 680	1 343	197	67	45	17	7	3	—	1	
52421	Insurance agencies & brokerages .....	6 432	55 733	236 185	1 491	1 224	167	53	31	12	3	1	—	—	
524210	Insurance agencies & brokerages .....	6 432	55 733	236 185	1 491	1 224	167	53	31	12	3	1	—	—	
52429	Other insurance related activities .....	4 623	65 536	300 523	189	119	30	14	14	5	4	2	—	1	
524291	Claims adjusting .....	305	2 545	11 758	54	37	11	4	1	—	—	—	—	—	
524292	Insurance & pension funds, third party admin .....	3 949	59 135	275 212	97	56	16	8	8	3	3	2	—	1	
524298	All other insurance related activities .....	369	3 856	13 553	38	26	3	5	2	1	1	—	—	—	
525	Funds, trusts, & other financial vehicles (part) ...	420	7 007	20 636	50	33	10	2	3	1	1	—	—	—	
5259	Other investment pools & funds .....	420	7 007	20 636	50	33	10	2	3	1	1	—	—	—	
52593	Real estate investment trusts .....	307	6 580	18 190	21	7	8	2	3	—	1	—	—	—	
525930	Real estate investment trusts .....	307	6 580	18 190	21	7	8	2	3	—	1	—	—	—	
52599	Other financial vehicles .....	(C)	(D)	(D)	25	23	1	—	—	1	—	—	—	—	
<b>53</b>	<b>Real estate &amp; rental &amp; leasing</b>	<b>28 688</b>	<b>203 700</b>	<b>871 790</b>	<b>3 868</b>	<b>2 636</b>	<b>606</b>	<b>400</b>	<b>128</b>	<b>64</b>	<b>25</b>	<b>6</b>	<b>3</b>	<b>—</b>	
531	Real estate .....	18 095	140 019	601 451	3 087	2 315	420	220	77	34	17	2	2	—	
5311	Lessors of real estate .....	4 727	23 571	105 372	960	727	141	56	22	9	5	—	—	—	
53111	Lessors of residential buildings & dwellings...	2 328	11 768	54 701	412	289	67	34	16	4	2	—	—	—	
531110	Lessors of residential buildings & dwellings...	2 328	11 768	54 701	412	289	67	34	16	4	2	—	—	—	
53112	Lessors of nonres bldg (exc miniwarehouses) .....	1 256	6 527	31 039	243	189	28	17	4	3	2	—	—	—	
531120	Lessors of nonres bldg (exc miniwarehouses) .....	1 256	6 527	31 039	243	189	28	17	4	3	2	—	—	—	
53113	Lessors of miniwarehouses & self storage units .....	323	1 251	5 086	130	122	7	—	1	—	—	—	—	—	
531130	Lessors of miniwarehouses & self storage units .....	323	1 251	5 086	130	122	7	—	1	—	—	—	—	—	
53119	Lessors of other real estate property .....	820	4 025	14 546	175	127	39	5	1	2	1	—	—	—	
531190	Lessors of other real estate property .....	820	4 025	14 546	175	127	39	5	1	2	1	—	—	—	
5312	Offices of real estate agents & brokers .....	5 657	49 838	219 524	1 083	891	105	54	20	8	2	1	2	—	
53121	Offices of real estate agents & brokers .....	5 657	49 838	219 524	1 083	891	105	54	20	8	2	1	2	—	
531210	Offices of real estate agents & brokers .....	5 657	49 838	219 524	1 083	891	105	54	20	8	2	1	2	—	
5313	Activities related to real estate .....	7 711	66 610	276 555	1 044	697	174	110	35	17	10	1	—	—	
53131	Real estate property managers .....	6 070	49 405	203 849	564	310	125	75	29	14	10	1	—	—	
531311	Residential property managers .....	4 536	34 350	139 458	395	198	98	63	17	11	7	1	—	—	
531312	Nonresidential property managers .....	1 534	15 055	64 391	169	112	27	12	3	3	—	—	—	—	
53132	Offices of real estate appraisers .....	548	4 153	19 218	190	153	23	14	—	—	—	—	—	—	
531320	Offices of real estate appraisers .....	548	4 153	19 218	190	153	23	14	—	—	—	—	—	—	
53139	Other activities related to real estate .....	1 093	13 052	53 488	290	234	26	21	6	3	—	—	—	—	
531390	Other activities related to real estate .....	1 093	13 052	53 488	290	234	26	21	6	3	—	—	—	—	
532	Rental & leasing services .....	10 310	61 397	259 880	760	310	183	177	49	28	8	4	1	—	
5321	Automotive equipment rental & leasing .....	4 419	25 719	105 552	174	87	31	15	15	18	4	3	1	—	
53211	Passenger car rental & leasing .....	3 511	18 888	75 865	77	39	8	3	3	17	3	3	1	—	
53212	Truck, utility trailer & RV rental & leasing .....	908	6 831	29 687	97	48	23	12	12	1	1	—	—	—	
532120	Truck, utility trailer & RV rental & leasing .....	908	6 831	29 687	97	48	23	12	12	1	1	—	—	—	
5322	Consumer goods rental .....	3 150	13 498	54 825	342	115	97	115	11	2	1	1	—	—	
53221	Consumer electronics & appliances rental ...	132	873	3 756	34	17	15	2	—	—	—	—	—	—	
532210	Consumer electronics & appliances rental ...	132	873	3 756	34	17	15	2	—	—	—	—	—	—	
53222	Formal wear & costume rental .....	161	519	1 957	35	26	5	3	1	—	—	—	—	—	
532220	Formal wear & costume rental .....	161	519	1 957	35	26	5	3	1	—	—	—	—	—	
53223	Video tape & disc rental .....	1 803	4 538	18 924	196	44	47	101	3	1	—	—	—	—	
532230	Video tape & disc rental .....	1 803	4 538	18 924	196	44	47	101	3	1	—	—	—	—	
53229	Other consumer goods rental .....	1 054	7 568	30 188	77	28	30	9	7	1	1	1	—	—	
532291	Home health equipment rental .....	422	3 690	15 028	20	7	9	2	1	—	—	1	—	—	
532299	All other consumer goods rental .....	590	3 690	14 284	46	14	19	5	6	1	1	—	—	—	
5323	General rental centers .....	374	2 402	10 059	65	25	29	10	1	—	—	—	—	—	
53231	General rental centers .....	374	2 402	10 059	65	25	29	10	1	—	—	—	—	—	
532310	General rental centers .....	374	2 402	10 059	65	25	29	10	1	—	—	—	—	—	
5324	Commercial, industrial equip rental & leasing ...	2 367	19 778	89 444	179	83	26	37	22	8	3	—	—	—	
53241	Const, trans, mining equip rental & leasing ...	1 170	9 825	43 669	76	32	10	15	14	3	2	—	—	—	
532412	Const, mining, forestry equip rental & leasing .....	1 128	9 473	42 284	67	27	8	13	14	3	2	—	—	—	
53242	Office machinery & equipment rental & leasing .....	249	3 426	14 575	26	13	5	5	2	1	—	—	—	—	
532420	Office machinery & equipment rental & leasing .....	249	3 426	14 575	26	13	5	5	2	1	—	—	—	—	
53249	Oth commercial, industrial equip rental, lease .....	948	6 527	31 200	77	38	11	17	6	4	1	—	—	—	
532490	Oth commercial, industrial equip rental, lease .....	948	6 527	31 200	77	38	11	17	6	4	1	—	—	—	
533	Lessors of other nonfinancial intangible asset .....	283	2 284	10 459	21	11	3	3	2	2	—	—	—	—	
5331	Lessors of other nonfinancial intangible asset ...	283	2 284	10 459	21	11	3	3	2	2	—	—	—	—	
53311	Lessors of other nonfinancial intangible asset .....	283	2 284	10 459	21	11	3	3	2	2	—	—	—	—	
533110	Lessors of other nonfinancial intangible asset .....	283	2 284	10 459	21	11	3	3	2	2	—	—	—	—	
<b>54</b>	<b>Professional, scientific &amp; technical services</b>	<b>90 027</b>	<b>818 914</b>	<b>3 751 443</b>	<b>8 621</b>	<b>6 021</b>	<b>1 225</b>	<b>702</b>	<b>428</b>	<b>136</b>	<b>74</b>	<b>22</b>	<b>8</b>	<b>5</b>	
541	Professional, scientific & technical services .....	90 027	818 914	3 751 443	8 621	6 021	1 225	702	428	136	74	22	8	5	
5411	Legal services .....	10 846	137 978	713 692	1 725	1 274	241	122	53	21	10	4	—	—	
54111	Offices of lawyers .....	10 109	130 449	683 423	1 659	1 229	233	114	50	20	10	3	—	—	
541110	Offices of lawyers .....	10 109	130 449	683 423	1 659	1 229	233	114	50	20	10	3	—	—	
54119	Other legal services .....	737	7 529	30 269	66	45	8	8	3	1	—	1	—	—	

See footnotes at end of table.

**Table 6. Counties—Employees, Payroll, and Establishments by Industry: 2000—Con.**

[Excludes most government employees, railroad employees, and self-employed persons. Size class 1 to 4 includes establishments with payroll, but no employees, during mid-March pay period. (D) denotes figures withheld to avoid disclosing data for individual companies; the data are included in broader industry totals. Detailed industries with 100 or more employees are shown if industry was not a (D). For explanation of terms, abbreviations, and data reliability/comparability, see introductory text]

NAICS code	Industry	Number of employees for week including March 12	Payroll (\$1,000)		Total number of establishments	Number of establishments by employment-size class								
			First quarter	Annual		1 to 4	5 to 9	10 to 19	20 to 49	50 to 99	100 to 249	250 to 499	500 to 999	1,000 or more
<b>MARICOPA—Con.</b>														
<b>54</b>	<b>Professional, scientific &amp; technical services—Con.</b>													
541	Professional, scientific & technical services—Con.													
5412	Accounting, tax prep, bookkeep, payroll services .....	27 994	130 431	605 883	1 228	932	180	59	21	7	15	7	3	4
54121	Accounting, tax prep, bookkeep, payroll services .....	27 994	130 431	605 883	1 228	932	180	59	21	7	15	7	3	4
541211	Offices of certified public accountants .....	3 621	37 832	172 123	661	489	109	45	13	2	2	—	1	—
541213	Tax preparation services .....	2 145	4 860	12 432	130	106	15	—	1	1	3	4	—	—
541214	Payroll services .....	20 340	77 666	376 483	46	21	5	2	1	4	4	3	2	4
541219	Other accounting services .....	1 888	10 073	44 845	391	316	51	12	6	—	6	—	—	—
5413	Architectural, engineering & related services .....	17 360	196 318	851 476	1 442	801	257	180	138	41	20	4	1	—
54131	Architectural services .....	3 045	35 400	157 924	393	244	70	42	28	7	2	—	—	—
541310	Architectural services .....	3 045	35 400	157 924	393	244	70	42	28	7	2	—	—	—
54132	Landscape architectural services .....	1 069	5 467	25 338	90	54	12	11	9	2	2	—	—	—
541320	Landscape architectural services .....	1 069	5 467	25 338	90	54	12	11	9	2	2	—	—	—
54133	Engineering services .....	10 471	132 163	570 837	737	387	126	96	86	26	13	2	1	—
541330	Engineering services .....	10 471	132 163	570 837	737	387	126	96	86	26	13	2	1	—
54134	Drafting services .....	191	1 357	5 646	32	23	3	4	1	1	—	—	—	—
541340	Drafting services .....	191	1 357	5 646	32	23	3	4	1	1	—	—	—	—
54135	Building inspection services .....	277	2 274	10 283	49	38	7	3	—	—	1	—	—	—
541350	Building inspection services .....	277	2 274	10 283	49	38	7	3	—	—	1	—	—	—
54137	Surveying, mapping (exc geophysical) services .....	416	3 159	15 114	60	30	19	7	4	—	—	—	—	—
541370	Surveying, mapping (exc geophysical) services .....	416	3 159	15 114	60	30	19	7	4	—	—	—	—	—
54138	Testing laboratories .....	1 848	16 178	64 661	72	20	18	15	10	5	2	2	—	—
541380	Testing laboratories .....	1 848	16 178	64 661	72	20	18	15	10	5	2	2	—	—
5414	Specialized design services .....	1 746	13 420	62 250	375	273	65	26	7	3	1	—	—	—
54141	Interior design services .....	844	4 994	23 791	156	116	20	14	3	2	1	—	—	—
541410	Interior design services .....	844	4 994	23 791	156	116	20	14	3	2	1	—	—	—
54143	Graphic design services .....	752	7 051	30 807	186	132	38	12	4	—	—	—	—	—
541430	Graphic design services .....	752	7 051	30 807	186	132	38	12	4	—	—	—	—	—
5415	Computer systems design & related services .....	12 735	177 968	802 822	1 140	825	121	79	68	26	15	3	2	1
54151	Computer systems design & related services .....	12 735	177 968	802 822	1 140	825	121	79	68	26	15	3	2	1
541511	Custom computer programming services .....	5 976	86 079	373 838	464	331	48	31	14	6	1	1	1	1
541512	Computer systems design services .....	5 741	79 415	363 178	440	302	54	35	29	8	9	2	1	—
541513	Computer facilities management services .....	285	5 187	20 983	18	10	3	1	3	—	—	—	—	—
541519	Other computer related services .....	733	7 287	44 823	218	182	16	12	7	1	—	—	—	—
5416	Management, sci & tech consulting services .....	8 633	89 352	391 705	1 419	1 120	140	72	59	18	7	2	1	—
54161	Management consulting services .....	7 517	78 726	341 197	1 099	865	107	48	53	16	7	2	1	—
541611	Admin & gen management consulting services .....	3 119	41 801	173 484	500	404	45	20	20	7	3	1	—	—
541612	Human res & exec search consulting services .....	1 909	18 686	81 131	232	172	26	15	13	4	1	—	1	—
541613	Marketing consulting services .....	1 826	12 877	61 607	273	224	22	8	12	3	3	1	—	—
541614	Process, phys dist & log consulting services .....	318	2 637	11 881	41	26	7	3	4	1	—	—	—	—
541618	Other management consulting services .....	345	2 725	13 094	53	39	7	2	4	1	—	—	—	—
54162	Environmental consulting services .....	538	4 881	23 946	88	55	14	14	4	1	—	—	—	—
541620	Environmental consulting services .....	538	4 881	23 946	88	55	14	14	4	1	—	—	—	—
54169	Oth scientific & technical consulting services .....	578	5 745	26 562	232	200	19	10	2	1	—	—	—	—
541690	Oth scientific & technical consulting services .....	578	5 745	26 562	232	200	19	10	2	1	—	—	—	—
5417	Scientific R&D services .....	720	8 866	40 844	96	58	16	12	7	3	—	—	—	—
54171	R&D in physical, engineering & life sciences .....	592	7 785	36 387	77	49	12	7	6	3	—	—	—	—
541710	R&D in physical, engineering & life sciences .....	592	7 785	36 387	77	49	12	7	6	3	—	—	—	—
54172	R&D in social sciences & humanities .....	128	1 081	4 457	19	9	4	5	1	—	—	—	—	—
541720	R&D in social sciences & humanities .....	128	1 081	4 457	19	9	4	5	1	—	—	—	—	—
5418	Advertising & related services .....	4 291	33 503	139 387	438	275	78	48	25	8	2	1	1	—
54181	Advertising agencies .....	1 842	14 600	62 245	159	105	25	15	9	4	—	—	1	—
541810	Advertising agencies .....	1 842	14 600	62 245	159	105	25	15	9	4	—	—	1	—
54182	Public relations agencies .....	205	2 018	9 294	68	54	9	5	—	—	—	—	—	—
541820	Public relations agencies .....	205	2 018	9 294	68	54	9	5	—	—	—	—	—	—
54183	Media buying agencies .....	305	2 419	11 868	20	6	7	4	2	—	1	—	—	—
541830	Media buying agencies .....	305	2 419	11 868	20	6	7	4	2	—	1	—	—	—
54185	Display advertising .....	557	4 772	12 669	26	17	4	2	1	1	—	—	—	—
541850	Display advertising .....	557	4 772	12 669	26	17	4	2	1	1	—	—	—	—
54186	Direct mail advertising .....	634	4 669	21 694	46	19	10	8	6	2	1	—	—	—
541860	Direct mail advertising .....	634	4 669	21 694	46	19	10	8	6	2	1	—	—	—
54187	Advertising material distribution services .....	120	847	3 678	10	5	2	2	—	1	—	—	—	—
541870	Advertising material distribution services .....	120	847	3 678	10	5	2	2	—	1	—	—	—	—
54189	Other services related to advertising .....	547	3 702	15 974	91	57	17	11	6	—	—	—	—	—
541890	Other services related to advertising .....	547	3 702	15 974	91	57	17	11	6	—	—	—	—	—
5419	Oth professional, scientific, technical services .....	5 702	31 078	143 384	758	463	127	104	50	9	4	1	—	—
54191	Marketing research & public opinion polling .....	984	4 535	20 611	51	25	3	8	10	3	2	—	—	—
541910	Marketing research & public opinion polling .....	984	4 535	20 611	51	25	3	8	10	3	2	—	—	—
54192	Photographic services .....	(F)	(D)	(D)	169	110	40	17	2	—	—	—	—	—
541921	Photography studios, portrait .....	558	1 895	8 432	120	73	31	14	2	—	—	—	—	—
54194	Veterinary services .....	2 676	14 521	64 802	260	88	65	73	30	4	—	—	—	—
541940	Veterinary services .....	2 676	14 521	64 802	260	88	65	73	30	4	—	—	—	—
54199	All oth prof, scientific & technical services .....	1 298	8 514	42 088	269	232	18	6	8	2	2	1	—	—
541990	All oth prof, scientific & technical services .....	1 298	8 514	42 088	269	232	18	6	8	2	2	1	—	—
<b>55</b>	<b>Management of companies &amp; enterprises</b>	<b>40 159</b>	<b>720 553</b>	<b>2 466 157</b>	<b>604</b>	<b>229</b>	<b>81</b>	<b>86</b>	<b>100</b>	<b>46</b>	<b>30</b>	<b>15</b>	<b>13</b>	<b>4</b>
551	Management of companies & enterprises .....	40 159	720 553	2 466 157	604	229	81	86	100	46	30	15	13	4
5511	Management of companies & enterprises .....	40 159	720 553	2 466 157	604	229	81	86	100	46	30	15	13	4
55111	Management of companies & enterprises .....	40 159	720 553	2 466 157	604	229	81	86	100	46	30	15	13	4
551114	Corp, subsidiary & regional managing offices .....	37 047	674 015	2 281 108	506	167	69	76	92	45	29	13	11	4

See footnotes at end of table.

**Table 6. Counties—Employees, Payroll, and Establishments by Industry: 2000—Con.**

[Excludes most government employees, railroad employees, and self-employed persons. Size class 1 to 4 includes establishments with payroll, but no employees, during mid-March pay period. (D) denotes figures withheld to avoid disclosing data for individual companies; the data are included in broader industry totals. Detailed industries with 100 or more employees are shown if industry was not a (D). For explanation of terms, abbreviations, and data reliability/comparability, see introductory text]

NAICS code	Industry	Number of employees for week including March 12	Payroll (\$1,000)		Total number of establishments	Number of establishments by employment-size class									
			First quarter	Annual		1 to 4	5 to 9	10 to 19	20 to 49	50 to 99	100 to 249	250 to 499	500 to 999	1,000 or more	
<b>MARICOPA—Con.</b>															
<b>56</b>	<b>Admin. support, waste mgt, remediation services.....</b>	<b>144 574</b>	<b>762 078</b>	<b>3 229 589</b>	<b>4 720</b>	<b>2 511</b>	<b>732</b>	<b>468</b>	<b>484</b>	<b>205</b>	<b>201</b>	<b>83</b>	<b>25</b>	<b>11</b>	
561	Administrative & support services .....	142 197	742 420	3 144 711	4 596	2 455	710	450	468	198	197	82	25	11	
5611	Office administrative services .....	5 252	46 265	195 158	351	209	52	35	35	6	10	3	1	—	
56111	Office administrative services .....	5 252	46 265	195 158	351	209	52	35	35	6	10	3	1	—	
561110	Office administrative services .....	5 252	46 265	195 158	351	209	52	35	35	6	10	3	1	—	
5612	Facilities support services .....	607	4 154	16 816	42	23	8	2	6	—	3	—	—	—	
56121	Facilities support services .....	607	4 154	16 816	42	23	8	2	6	—	3	—	—	—	
561210	Facilities support services .....	607	4 154	16 816	42	23	8	2	6	—	3	—	—	—	
5613	Employment services .....	73 137	370 629	1 632 505	626	175	38	41	106	99	109	35	13	10	
56131	Employment placement agencies .....	3 534	19 541	92 479	127	71	13	9	10	15	7	2	—	—	
561310	Employment placement agencies .....	3 534	19 541	92 479	127	71	13	9	10	15	7	2	—	—	
56132	Temporary help services .....	48 979	231 537	973 903	421	80	19	25	88	71	97	27	10	4	
561320	Temporary help services .....	48 979	231 537	973 903	421	80	19	25	88	71	97	27	10	4	
56133	Employee leasing services .....	20 624	119 551	566 123	78	24	6	7	8	13	5	6	3	6	
561330	Employee leasing services .....	20 624	119 551	566 123	78	24	6	7	8	13	5	6	3	6	
5614	Business support services .....	13 001	74 433	299 292	579	317	81	67	55	29	19	9	2	—	
56141	Document preparation services .....	706	3 395	14 416	88	68	11	2	4	1	2	—	—	—	
561410	Document preparation services .....	706	3 395	14 416	88	68	11	2	4	1	2	—	—	—	
56142	Telephone call centers .....	5 599	26 517	101 207	107	34	15	18	13	11	10	5	1	—	
561421	Telephone answering services .....	369	1 958	8 323	33	9	11	4	—	—	—	—	—	—	
561422	Telemarketing bureaus .....	5 230	24 559	92 884	74	25	6	7	9	11	10	5	1	—	
56143	Business service centers .....	1 966	10 335	39 829	167	88	34	17	22	4	1	1	—	—	
561431	Private mail centers .....	676	1 868	6 969	79	57	17	2	2	—	—	1	—	—	
561439	Oth business service centers (incl copy shops) .....	1 290	8 467	32 860	88	31	17	15	20	4	1	—	—	—	
56144	Collection agencies .....	2 841	18 112	75 713	69	19	10	19	10	5	3	2	1	—	
561440	Collection agencies .....	2 841	18 112	75 713	69	19	10	19	10	5	3	2	1	—	
56145	Credit bureaus .....	472	3 945	16 015	20	8	3	5	1	1	2	—	—	—	
561450	Credit bureaus .....	472	3 945	16 015	20	8	3	5	1	1	2	—	—	—	
56149	Other business support services .....	1 417	12 129	52 112	128	100	8	5	7	1	1	—	—	—	
561499	All other business support services .....	582	6 413	24 750	33	19	1	4	3	6	—	—	—	—	
5615	Travel arrangement & reservation services .....	10 566	80 311	300 640	433	263	73	41	23	8	8	13	4	—	
56151	Travel agencies .....	7 058	54 692	201 876	351	229	62	24	13	6	6	8	3	—	
561510	Travel agencies .....	7 058	54 692	201 876	351	229	62	24	13	6	6	8	3	—	
56152	Tour operators .....	877	5 726	21 637	40	20	4	8	6	—	—	2	—	—	
561520	Tour operators .....	877	5 726	21 637	40	20	4	8	6	—	—	2	—	—	
561520	Tour operators .....	877	5 726	21 637	40	20	4	8	6	—	—	2	—	—	
56159	Oth travel arrangement & reservation services .....	2 631	19 893	77 127	42	14	7	9	4	2	2	3	1	—	
561591	Convention and visitors bureaus .....	124	841	3 694	9	5	1	2	—	1	—	—	—	—	
561599	All oth travel arrange & reservation services .....	2 507	19 052	73 433	33	9	6	7	4	1	2	3	1	—	
5616	Investigation & security services .....	8 120	37 043	154 182	258	148	31	24	21	10	14	9	1	—	
56161	Investigation, guard & armored car services ..	6 163	24 674	101 035	135	76	9	12	10	7	12	9	—	—	
561611	Investigation services .....	271	1 335	5 770	71	59	6	3	3	—	—	—	—	—	
561612	Security guards & patrol services .....	5 327	18 581	76 824	57	16	2	8	6	7	10	8	—	—	
561613	Armored car services .....	565	4 758	18 441	7	1	1	1	—	—	2	1	—	—	
56162	Security systems services .....	1 957	12 369	53 147	123	72	22	12	11	3	2	—	1	—	
561621	Security systems services (except locksmiths) .....	1 759	11 128	46 904	67	32	8	11	10	3	2	—	1	—	
561622	Locksmiths .....	198	1 241	6 243	56	40	14	1	1	—	—	—	—	—	
5617	Services to buildings & dwellings .....	25 347	97 064	414 067	1 947	1 084	388	204	194	39	27	7	3	1	
56171	Exterminating & pest control services .....	2 794	13 930	56 735	214	118	47	17	23	7	1	—	—	—	
561710	Exterminating & pest control services .....	2 794	13 930	56 735	214	118	47	17	23	7	1	—	—	—	
56172	Janitorial services .....	12 128	37 288	158 973	621	339	119	63	61	13	17	6	2	1	
561720	Janitorial services .....	12 128	37 288	158 973	621	339	119	63	61	13	17	6	2	1	
56173	Landscaping services .....	8 842	37 780	164 803	811	422	173	96	93	17	9	1	—	—	
561730	Landscaping services .....	8 842	37 780	164 803	811	422	173	96	93	17	9	1	—	—	
56174	Carpet & upholstery cleaning services .....	707	3 581	15 095	146	97	29	12	7	1	—	—	—	—	
561740	Carpet & upholstery cleaning services .....	707	3 581	15 095	146	97	29	12	7	1	—	—	—	—	
56179	Other services to buildings & dwellings .....	876	4 485	18 461	155	108	20	16	10	1	—	—	—	—	
561790	Other services to buildings & dwellings .....	876	4 485	18 461	155	108	20	16	10	1	—	—	—	—	
5619	Other support services .....	6 167	32 521	132 051	360	236	39	36	28	7	7	6	1	—	
56191	Packaging & labeling services .....	531	2 501	9 844	23	13	1	3	5	—	—	1	—	—	
561910	Packaging & labeling services .....	531	2 501	9 844	23	13	1	3	5	—	—	1	—	—	
56192	Convention & trade show organizers .....	575	3 084	14 068	63	40	8	8	6	—	—	1	—	—	
561920	Convention & trade show organizers .....	575	3 084	14 068	63	40	8	8	6	—	—	1	—	—	
56199	All other support services .....	5 061	26 936	108 139	274	183	30	25	17	7	6	5	1	—	
561990	All other support services .....	5 061	26 936	108 139	274	183	30	25	17	7	6	5	1	—	
562	Waste management & remediation services .....	2 377	19 658	84 878	124	56	22	18	16	7	4	1	—	—	
5621	Waste collection .....	800	6 986	30 577	35	15	4	5	5	3	3	—	—	—	
56211	Waste collection .....	800	6 986	30 577	35	15	4	5	5	3	3	—	—	—	
562111	Solid waste collection .....	648	5 718	25 184	27	12	3	4	3	2	3	—	—	—	
5622	Waste treatment & disposal .....	(F)	(D)	(D)	24	8	9	3	2	1	—	1	—	—	
56221	Waste treatment & disposal .....	(F)	(D)	(D)	24	8	9	3	2	1	—	1	—	—	
5629	Remediation & oth waste management services .....	(F)	(D)	(D)	65	33	9	10	9	3	1	—	—	—	
56291	Remediation services .....	402	2 686	13 348	14	8	—	1	2	2	1	—	—	—	
562910	Remediation services .....	402	2 686	13 348	14	8	—	1	2	2	1	—	—	—	
56292	Materials recovery facilities .....	192	1 347	5 750	13	7	1	2	2	1	—	—	—	—	
562920	Materials recovery facilities .....	192	1 347	5 750	13	7	1	2	2	1	—	—	—	—	
56299	All other waste management services .....	(E)	(D)	(D)	38	18	8	7	5	—	—	—	—	—	
<b>61</b>	<b>Educational services .....</b>	<b>16 058</b>	<b>92 814</b>	<b>394 579</b>	<b>744</b>	<b>347</b>	<b>104</b>	<b>110</b>	<b>101</b>	<b>48</b>	<b>28</b>	<b>4</b>	<b>2</b>	<b>—</b>	
611	Educational services .....	16 058	92 814	394 579	744	347	104	110	101	48	28	4	2	—	
6111	Elementary & secondary schools .....	5 768	29 377	116 841	171	40	15	29	50	23	14	—	—	—	
61111	Elementary & secondary schools .....	5 768	29 377	116 841	171	40	15	29	50	23	14	—	—	—	
611110	Elementary & secondary schools .....	5 768	29 377	116 841	171	40	15	29	50	23	14	—	—	—	

See footnotes at end of table.



**Table 6. Counties—Employees, Payroll, and Establishments by Industry: 2000—Con.**

[Excludes most government employees, railroad employees, and self-employed persons. Size class 1 to 4 includes establishments with payroll, but no employees, during mid-March pay period. (D) denotes figures withheld to avoid disclosing data for individual companies; the data are included in broader industry totals. Detailed industries with 100 or more employees are shown if industry was not a (D). For explanation of terms, abbreviations, and data reliability/comparability, see introductory text]

NAICS code	Industry	Number of employees for week including March 12	Payroll (\$1,000)		Total number of establishments	Number of establishments by employment-size class									
			First quarter	Annual		1 to 4	5 to 9	10 to 19	20 to 49	50 to 99	100 to 249	250 to 499	500 to 999	1,000 or more	
<b>MARICOPA—Con.</b>															
<b>61</b>	<b>Educational services—Con.</b>														
611	Educational services—Con.														
6113	Colleges, universities & professional schools ...	3 208	21 792	99 089	41	12	5	7	5	4	5	1	2	—	
61131	Colleges, universities & professional schools .	3 208	21 792	99 089	41	12	5	7	5	4	5	1	2	—	
611310	Colleges, universities & professional schools .....	3 208	21 792	99 089	41	12	5	7	5	4	5	1	2	—	
6114	Business schools & computer & mgt training ...	1 213	8 987	42 769	84	56	11	5	6	3	3	—	—	—	
61141	Business & secretarial schools .....	(E)	(D)	(D)	10	3	1	1	3	1	1	—	—	—	
61142	Computer training .....	(F)	(D)	(D)	36	21	8	2	2	2	1	—	—	—	
61143	Professional, management development training .....	356	3 893	22 650	38	32	2	2	1	—	1	—	—	—	
611430	Professional, management development training .....	356	3 893	22 650	38	32	2	2	1	—	1	—	—	—	
6115	Technical & trade schools .....	2 536	17 963	74 783	103	48	14	13	13	8	5	2	—	—	
61151	Technical & trade schools .....	2 536	17 963	74 783	103	48	14	13	13	8	5	2	—	—	
611511	Cosmetology & barber schools .....	150	511	2 455	19	13	1	4	—	1	—	—	—	—	
611512	Flight training .....	540	4 477	18 340	21	9	1	3	4	3	1	—	—	—	
611513	Apprenticeship training .....	171	924	3 757	13	4	4	2	2	1	—	—	—	—	
611519	Other technical & trade schools .....	1 675	12 051	50 231	50	22	8	4	7	3	4	2	—	—	
6116	Other schools & instruction .....	2 977	11 967	49 236	286	149	52	51	24	8	1	1	—	—	
61161	Fine arts schools .....	1 177	3 952	14 481	82	40	20	11	7	2	1	1	—	—	
611610	Fine arts schools .....	1 177	3 952	14 481	82	40	20	11	7	2	1	1	—	—	
61162	Sports & recreation instruction .....	(F)	(D)	(D)	87	46	16	18	6	1	—	—	—	—	
61169	All other schools & instruction .....	1 098	5 517	24 101	110	59	16	20	10	5	—	—	—	—	
611691	Exam preparation & tutoring .....	310	943	3 963	32	16	6	6	3	1	—	—	—	—	
611692	Automobile driving schools .....	102	992	3 801	8	6	—	1	—	1	—	—	—	—	
611699	All other miscellaneous schools & instruction .....	686	3 582	16 337	70	37	10	13	7	3	—	—	—	—	
6117	Educational support services .....	265	1 986	8 554	55	41	7	3	3	1	—	—	—	—	
61171	Educational support services .....	265	1 986	8 554	55	41	7	3	3	1	—	—	—	—	
611710	Educational support services .....	265	1 986	8 554	55	41	7	3	3	1	—	—	—	—	
<b>62</b>	<b>Health care and social assistance .....</b>														
621	Ambulatory health care services .....														
6211	Offices of physicians .....	17 097	219 380	1 094 670	2 264	1 333	485	266	149	24	4	2	1	—	
62111	Offices of physicians .....	17 097	219 380	1 094 670	2 264	1 333	485	266	149	24	4	2	1	—	
621111	Offices of physicians (exc mental health) ...	16 852	216 580	1 081 448	2 162	1 240	479	265	147	24	4	2	1	—	
621112	Offices of physicians, mental health .....	245	2 800	13 222	102	93	6	1	2	—	—	—	—	—	
6212	Offices of dentists .....	7 365	63 325	304 152	1 133	456	454	189	32	2	—	—	—	—	
62121	Offices of dentists .....	7 365	63 325	304 152	1 133	456	454	189	32	2	—	—	—	—	
621210	Offices of dentists .....	7 365	63 325	304 152	1 133	456	454	189	32	2	—	—	—	—	
6213	Offices of other health practitioners .....	5 177	32 820	146 357	1 201	909	163	101	20	6	2	—	—	—	
62131	Offices of chiropractors .....	1 600	8 240	37 284	500	419	60	15	4	1	1	—	—	—	
621310	Offices of chiropractors .....	1 600	8 240	37 284	500	419	60	15	4	1	1	—	—	—	
62132	Offices of optometrists .....	665	5 396	21 408	127	77	32	16	1	1	—	—	—	—	
621320	Offices of optometrists .....	665	5 396	21 408	127	77	32	16	1	1	—	—	—	—	
62133	Offices of other mental health practitioners ...	582	2 850	13 257	159	142	9	4	3	—	1	—	—	—	
621330	Offices of other mental health practitioners .	582	2 850	13 257	159	142	9	4	3	—	1	—	—	—	
62134	Offices of PT, OT, speech therapy & audiology .....	1 674	10 505	44 298	227	121	35	60	8	3	—	—	—	—	
621340	Offices of PT, OT, speech therapy & audiology .....	1 674	10 505	44 298	227	121	35	60	8	3	—	—	—	—	
62139	Offices of all other health practitioners .....	656	5 829	30 110	188	150	27	6	4	1	—	—	—	—	
621391	Offices of podiatrists .....	303	2 418	11 599	82	60	19	2	—	1	—	—	—	—	
621399	Offices of all other misc health practitioners .....	353	3 411	18 511	106	90	8	4	4	—	—	—	—	—	
6214	Outpatient care centers .....	7 313	69 594	288 897	233	65	48	49	51	12	5	2	—	1	
62142	Outpatient mental health, substance abuse ctrs .....	1 877	14 233	59 122	76	25	16	10	19	3	2	1	—	—	
621420	Outpatient mental health, substance abuse ctrs .....	1 877	14 233	59 122	76	25	16	10	19	3	2	1	—	—	
62149	Other outpatient care centers .....	(I)	(D)	(D)	140	33	25	36	32	9	3	1	—	1	
621493	Freestanding ambulatory surgery, emergency ctr .....	597	5 245	21 523	29	10	3	3	9	4	—	—	—	—	
621498	All other outpatient care centers .....	3 706	41 983	173 142	65	18	15	12	13	3	3	—	—	1	
6215	Medical & diagnostic laboratories .....	2 170	19 096	86 140	139	84	16	12	20	5	—	2	—	—	
62151	Medical & diagnostic laboratories .....	2 170	19 096	86 140	139	84	16	12	20	5	—	2	—	—	
621511	Medical laboratories .....	1 246	10 443	47 483	61	40	5	8	4	2	—	—	—	—	
621512	Diagnostic Imaging centers .....	924	8 653	38 657	78	44	11	4	16	3	—	—	—	—	
6216	Home health care services .....	6 754	34 947	149 234	133	46	13	16	26	13	13	6	—	—	
62161	Home health care services .....	6 754	34 947	149 234	133	46	13	16	26	13	13	6	—	—	
621610	Home health care services .....	6 754	34 947	149 234	133	46	13	16	26	13	13	6	—	—	
6219	Other ambulatory health care services .....	2 719	23 398	91 219	63	19	6	10	14	5	6	3	—	—	
62191	Ambulance services .....	1 598	13 290	50 756	33	8	4	4	10	1	4	2	—	—	
621910	Ambulance services .....	1 598	13 290	50 756	33	8	4	4	10	1	4	2	—	—	
62199	All other ambulatory health care services .....	1 121	10 108	40 463	30	11	2	6	4	4	2	1	—	—	
621991	Blood & organ banks .....	844	7 814	30 789	10	—	—	3	2	2	2	1	—	—	
621999	All oth misc ambulatory health care services .....	277	2 294	9 674	20	11	2	3	2	2	—	—	—	—	
622	Hospitals .....														
6221	General medical & surgical hospitals .....	35 831	286 763	1 157 372	35	4	1	1	1	—	3	1	9	15	
62211	General medical & surgical hospitals .....	35 831	286 763	1 157 372	35	4	1	1	1	—	3	1	9	15	
622110	General medical & surgical hospitals .....	35 831	286 763	1 157 372	35	4	1	1	1	—	3	1	9	15	
6222	Psychiatric & substance abuse hospitals .....	(G)	(D)	(D)	7	—	1	—	—	3	1	1	1	—	
62221	Psychiatric & substance abuse hospitals .....	(G)	(D)	(D)	7	—	1	—	—	3	1	1	1	—	
6223	Other specialty hospitals .....	(F)	(D)	(D)	2	—	—	—	—	—	1	1	—	—	
62231	Other specialty hospitals .....	(F)	(D)	(D)	2	—	—	—	—	—	1	1	—	—	

See footnotes at end of table.

**Table 6. Counties—Employees, Payroll, and Establishments by Industry: 2000—Con.**

[Excludes most government employees, railroad employees, and self-employed persons. Size class 1 to 4 includes establishments with payroll, but no employees, during mid-March pay period. (D) denotes figures withheld to avoid disclosing data for individual companies; the data are included in broader industry totals. Detailed industries with 100 or more employees are shown if industry was not a (D). For explanation of terms, abbreviations, and data reliability/comparability, see introductory text]

NAICS code	Industry	Number of employees for week including March 12	Payroll (\$1,000)		Total number of establishments	Number of establishments by employment-size class								
			First quarter	Annual		1 to 4	5 to 9	10 to 19	20 to 49	50 to 99	100 to 249	250 to 499	500 to 999	1,000 or more
<b>MARICOPA—Con.</b>														
<b>62 Health care and social assistance—Con.</b>														
623	Nursing & residential care facilities .....	20 149	99 167	405 990	563	162	139	89	64	36	61	12	—	—
6231	Nursing care facilities .....	8 394	46 578	184 588	87	18	1	4	5	14	42	3	—	—
62311	Nursing care facilities .....	8 394	46 578	184 588	87	18	1	4	5	14	42	3	—	—
623110	Nursing care facilities .....	8 394	46 578	184 588	87	18	1	4	5	14	42	3	—	—
6232	Residential mental retardation, health facil .....	3 430	16 661	70 253	178	33	70	54	14	1	3	3	—	—
62321	Residential mental retardation facilities .....	2 386	10 763	45 957	134	26	63	35	4	1	3	2	—	—
623210	Residential mental retardation facilities .....	2 386	10 763	45 957	134	26	63	35	4	1	3	2	—	—
62322	Residential mental health, subst abuse facil ..	1 044	5 898	24 296	44	7	7	19	10	—	—	1	—	—
623220	Residential mental health, subst abuse facil .....	1 044	5 898	24 296	44	7	7	19	10	—	—	1	—	—
6233	Community care facilities for the elderly .....	6 440	25 993	111 039	204	78	39	18	36	16	12	5	—	—
62331	Community care facilities for the elderly .....	6 440	25 993	111 039	204	78	39	18	36	16	12	5	—	—
623311	Continuing care retirement communities ...	3 673	15 656	70 858	50	12	2	6	15	2	8	5	—	—
623312	Homes for the elderly .....	2 767	10 337	40 181	154	66	37	12	21	14	4	—	—	—
6239	Other residential care facilities .....	1 885	9 935	40 110	94	33	29	13	9	5	4	1	—	—
62399	Other residential care facilities .....	1 885	9 935	40 110	94	33	29	13	9	5	4	1	—	—
623990	Other residential care facilities .....	1 885	9 935	40 110	94	33	29	13	9	5	4	1	—	—
624	Social assistance .....	16 782	65 780	274 185	987	343	156	242	197	27	19	2	1	—
6241	Individual & family services .....	7 418	32 996	140 333	402	173	83	71	46	14	12	2	1	—
62411	Child & youth services .....	1 749	9 116	37 773	84	27	20	18	12	3	3	1	—	—
624110	Child & youth services .....	1 749	9 116	37 773	84	27	20	18	12	3	3	1	—	—
62412	Services for elderly & disabled persons .....	2 750	8 757	37 306	106	39	23	22	13	4	4	—	1	—
624120	Services for elderly & disabled persons .....	2 750	8 757	37 306	106	39	23	22	13	4	4	—	1	—
62419	Other individual & family services .....	2 919	15 123	65 254	212	107	40	31	21	7	5	1	—	—
624190	Other individual & family services .....	2 919	15 123	65 254	212	107	40	31	21	7	5	1	—	—
6242	Community, emergency & other relief services ..	1 407	7 335	30 428	72	21	12	19	14	4	2	—	—	—
62421	Community food services .....	(E)	(D)	(D)	20	10	1	5	3	1	—	—	—	—
62422	Community housing services .....	1 014	4 861	19 970	51	11	11	14	11	3	1	—	—	—
624221	Temporary shelters .....	699	2 945	12 136	33	6	6	9	9	3	—	—	—	—
624229	Other community housing services .....	315	1 916	7 834	18	5	5	5	2	—	1	—	—	—
62423	Emergency & other relief services .....	(C)	(D)	(D)	1	—	—	—	—	—	1	—	—	—
6243	Vocational rehabilitation services .....	1 273	5 356	23 396	54	20	7	14	6	3	4	—	—	—
62431	Vocational rehabilitation services .....	1 273	5 356	23 396	54	20	7	14	6	3	4	—	—	—
624310	Vocational rehabilitation services .....	1 273	5 356	23 396	54	20	7	14	6	3	4	—	—	—
6244	Child day care services .....	6 684	20 093	80 028	459	129	54	138	131	6	1	—	—	—
62441	Child day care services .....	6 684	20 093	80 028	459	129	54	138	131	6	1	—	—	—
624410	Child day care services .....	6 684	20 093	80 028	459	129	54	138	131	6	1	—	—	—
71	<b>Arts, entertainment &amp; recreation .....</b>	<b>22 147</b>	<b>145 625</b>	<b>641 757</b>	<b>819</b>	<b>353</b>	<b>122</b>	<b>100</b>	<b>117</b>	<b>79</b>	<b>39</b>	<b>5</b>	<b>4</b>	<b>—</b>
711	Performing arts, spectator sports & related industries .....	4 638	74 285	352 707	269	176	43	14	19	8	5	3	1	—
7111	Performing arts companies .....	994	5 600	20 411	81	52	11	5	8	2	3	—	—	—
71111	Theater companies & dinner theaters .....	564	1 727	6 956	34	17	6	3	6	—	2	—	—	—
711110	Theater companies & dinner theaters .....	564	1 727	6 956	34	17	6	3	6	—	2	—	—	—
71113	Musical groups & artists .....	(C)	(D)	(D)	36	28	5	—	2	—	1	—	—	—
71119	Other performing arts companies .....	(C)	(D)	(D)	7	5	—	1	—	—	1	—	—	—
7112	Spectator sports .....	1 813	62 153	299 493	44	26	6	3	1	3	2	3	—	—
71121	Spectator sports .....	1 813	62 153	299 493	44	26	6	3	1	3	2	3	—	—
711212	Racetracks .....	950	3 972	14 200	12	5	2	1	—	2	—	2	—	—
7113	Promoters of entertainment events .....	1 468	4 511	22 217	47	20	14	3	7	2	—	—	1	—
71131	Promoters of entertainment events with facility .....	1 060	2 891	14 278	11	5	1	—	4	—	—	—	1	—
711310	Promoters of entertainment events with facility .....	1 060	2 891	14 278	11	5	1	—	4	—	—	—	1	—
71132	Promoters of entertainment events without facility .....	408	1 620	7 939	36	15	13	3	3	2	—	—	—	—
711320	Promoters of entertainment events without facility .....	408	1 620	7 939	36	15	13	3	3	2	—	—	—	—
7115	Independent artists, writers & performers .....	267	1 603	7 505	73	61	7	3	1	1	—	—	—	—
71151	Independent artists, writers & performers ..	267	1 603	7 505	73	61	7	3	1	1	—	—	—	—
711510	Independent artists, writers & performers ..	267	1 603	7 505	73	61	7	3	1	1	—	—	—	—
712	Museums, historical sites & like institutions .....	851	4 444	18 783	33	17	6	4	1	1	3	1	—	—
7121	Museums, historical sites & like institutions ...	851	4 444	18 783	33	17	6	4	1	1	3	1	—	—
71211	Museums .....	430	2 299	9 455	23	12	5	3	—	—	3	—	—	—
712110	Museums .....	430	2 299	9 455	23	12	5	3	—	—	3	—	—	—
71213	Zoos & botanical gardens .....	380	1 960	8 519	5	2	—	1	—	1	—	1	—	—
712130	Zoos & botanical gardens .....	380	1 960	8 519	5	2	—	1	—	1	—	1	—	—
713	Amusement, gambling & recreation industries ....	16 658	66 896	270 267	517	160	73	82	97	70	31	1	3	—
7131	Amusement parks & arcades .....	865	2 792	10 523	19	7	4	2	—	3	2	1	—	—
71311	Amusement & theme parks .....	(E)	(D)	(D)	5	2	—	1	—	1	1	—	—	—
71312	Amusement arcades .....	(F)	(D)	(D)	14	5	4	1	—	2	1	1	—	—
7132	Gambling industries .....	2 516	15 778	62 534	16	6	1	5	1	—	—	—	3	—
71321	Casinos (except hotel casinos) .....	(G)	(D)	(D)	3	—	1	—	—	—	—	—	—	—
71329	Other gambling industries .....	(F)	(D)	(D)	13	6	—	5	1	—	—	—	2	—
7139	Other amusement & recreation industries .....	13 277	48 326	197 210	482	147	68	75	96	67	29	—	—	—
71391	Golf courses & country clubs .....	6 097	27 162	110 306	119	18	4	13	36	31	17	—	—	—
713910	Golf courses & country clubs .....	6 097	27 162	110 306	119	18	4	13	36	31	17	—	—	—
71393	Marinas .....	(C)	(D)	(D)	14	5	3	3	2	1	—	—	—	—
71394	Fitness & recreational sports centers .....	4 655	13 055	52 933	183	61	34	23	29	26	10	—	—	—
713940	Fitness & recreational sports centers .....	4 655	13 055	52 933	183	61	34	23	29	26	10	—	—	—
71395	Bowling centers .....	888	2 120	8 790	30	2	1	4	18	5	—	—	—	—
713950	Bowling centers .....	888	2 120	8 790	30	2	1	4	18	5	—	—	—	—
71399	All other amusement & recreation industries ..	1 462	5 161	21 782	135	60	26	32	11	4	2	—	—	—
713990	All other amusement & recreation industries ..	1 462	5 161	21 782	135	60	26	32	11	4	2	—	—	—

See footnotes at end of table.

**Table 6. Counties—Employees, Payroll, and Establishments by Industry: 2000—Con.**

[Excludes most government employees, railroad employees, and self-employed persons. Size class 1 to 4 includes establishments with payroll, but no employees, during mid-March pay period. (D) denotes figures withheld to avoid disclosing data for individual companies; the data are included in broader industry totals. Detailed industries with 100 or more employees are shown if industry was not a (D). For explanation of terms, abbreviations, and data reliability/comparability, see introductory text]

NAICS code	Industry	Number of employees for week including March 12	Payroll (\$1,000)		Total number of establishments	Number of establishments by employment-size class										
			First quarter	Annual		1 to 4	5 to 9	10 to 19	20 to 49	50 to 99	100 to 249	250 to 499	500 to 999	1,000 or more		
<b>72</b>	<b>MARICOPA—Con.</b>															
	<b>Accommodation &amp; food services</b>	<b>127 646</b>	<b>409 830</b>	<b>1 647 421</b>	<b>5 152</b>	<b>1 400</b>	<b>769</b>	<b>1 032</b>	<b>1 384</b>	<b>405</b>	<b>129</b>	<b>19</b>	<b>8</b>	<b>6</b>		
721	Accommodation	27 003	132 739	519 931	426	121	36	69	118	27	31	12	6	6		
7211	Traveler accommodation	26 541	131 026	513 486	376	93	29	65	107	27	31	12	6	6		
72111	Hotels (exc casino hotels) & motels	26 476	130 800	512 526	367	86	29	65	105	27	31	12	6	6		
721110	Hotels (exc casino hotels) & motels	26 476	130 800	512 526	367	86	29	65	105	27	31	12	6	6		
7212	RV parks & recreational camps	456	1 695	6 378	44	22	7	4	11	—	—	—	—	—		
72121	RV parks & recreational camps	456	1 695	6 378	44	22	7	4	11	—	—	—	—	—		
721211	RV parks & campgrounds	395	1 455	5 053	34	17	4	2	11	—	—	—	—	—		
722	Food services & drinking places	100 643	277 091	1 127 490	4 726	1 279	733	963	1 266	378	98	7	2	—		
7221	Full-service restaurants	50 435	151 419	606 659	1 763	444	220	305	439	269	85	1	—	—		
72211	Full-service restaurants	50 435	151 419	606 659	1 763	444	220	305	439	269	85	1	—	—		
722110	Full-service restaurants	50 435	151 419	606 659	1 763	444	220	305	439	269	85	1	—	—		
7222	Limited-service eating places	40 623	97 818	399 619	2 279	534	350	547	754	81	9	4	—	—		
72221	Limited-service eating places	40 623	97 818	399 619	2 279	534	350	547	754	81	9	4	—	—		
722211	Limited-service restaurants	36 401	86 966	353 638	1 903	387	277	456	696	76	7	4	—	—		
722212	Cafeterias	868	2 960	13 170	40	11	3	9	12	5	—	—	—	—		
722213	Snack & nonalcoholic beverage bars	3 354	7 892	32 811	336	136	70	82	46	—	2	—	—	—		
7223	Special food services	5 559	18 406	82 818	261	91	69	44	33	17	3	2	2	—		
72231	Food service contractors	4 592	15 603	69 872	166	47	44	32	23	13	3	2	2	—		
722310	Food service contractors	4 592	15 603	69 872	166	47	44	32	23	13	3	2	2	—		
72232	Caterers	796	2 306	10 461	67	25	20	10	9	3	—	—	—	—		
722320	Caterers	796	2 306	10 461	67	25	20	10	9	3	—	—	—	—		
72233	Mobile food services	171	497	2 485	28	19	5	2	1	1	—	—	—	—		
722330	Mobile food services	171	497	2 485	28	19	5	2	1	1	—	—	—	—		
7224	Drinking places (alcoholic beverages)	4 026	9 448	38 394	423	210	94	67	40	11	1	—	—	—		
72241	Drinking places (alcoholic beverages)	4 026	9 448	38 394	423	210	94	67	40	11	1	—	—	—		
722410	Drinking places (alcoholic beverages)	4 026	9 448	38 394	423	210	94	67	40	11	1	—	—	—		
<b>81</b>	<b>Other services (except public administration)</b>	<b>52 852</b>	<b>275 089</b>	<b>1 145 672</b>	<b>6 102</b>	<b>3 449</b>	<b>1 299</b>	<b>804</b>	<b>407</b>	<b>92</b>	<b>46</b>	<b>3</b>	<b>2</b>			
811	Repair & maintenance	17 972	119 383	495 557	2 395	1 388	560	271	141	21	12	1	1	—		
8111	Automotive repair & maintenance	12 196	72 332	308 040	1 633	901	424	197	93	10	6	1	1	—		
81111	Automotive mechanical & electrical R&M	5 206	35 195	151 081	976	577	271	103	21	2	—	—	—	—		
811111	General automotive repair	4 274	29 170	124 710	781	461	211	87	18	2	2	—	—	—		
811112	Automotive exhaust system repair	114	788	3 512	34	21	13	—	—	—	—	—	—	—		
811113	Automotive transmission repair	322	2 243	9 589	63	37	18	7	1	—	—	—	—	—		
811118	Other automotive mechanical & electrical R&M	496	2 994	13 270	98	58	29	9	2	—	—	—	—	—		
81112	Automotive body, paint, interior & glass repair	3 723	25 781	111 991	374	182	93	66	29	1	2	—	1	—		
811121	Automotive body, paint & interior R&M	3 061	20 480	89 274	298	142	71	62	20	1	1	—	—	—		
811122	Automotive glass replacement shops	662	5 301	22 717	76	40	22	4	9	—	1	—	—	—		
81119	Other automotive R&M	3 267	11 356	44 968	283	142	60	28	43	7	2	1	—	—		
811191	Automotive oil change & lubrication shops	404	1 739	6 856	65	31	25	4	5	—	—	—	—	—		
811192	Car washes	1 938	5 797	23 091	160	82	27	21	23	5	2	—	—	—		
811198	All other automotive R&M	925	3 820	15 021	58	29	8	3	15	2	—	1	—	—		
8112	Electronic & precision equipment R&M	1 947	19 386	71 381	194	107	37	25	16	7	2	—	—	—		
81121	Electronic & precision equipment R&M	1 947	19 386	71 381	194	107	37	25	16	7	2	—	—	—		
811211	Consumer electronics R&M	455	3 942	16 288	50	32	11	3	1	2	1	—	—	—		
811212	Computer & office machine R&M	952	9 957	33 089	84	43	16	11	9	4	1	—	—	—		
811213	Communication equipment R&M	175	2 126	7 596	23	11	4	7	1	—	—	—	—	—		
811219	Other electronic & precision equipment R&M	365	3 361	14 408	37	21	6	4	5	1	—	—	—	—		
8113	Commercial equipment (exc auto & elec) R&M	2 078	17 193	71 563	233	137	49	22	20	2	3	—	—	—		
81131	Commercial equipment (exc auto & elec) R&M	2 078	17 193	71 563	233	137	49	22	20	2	3	—	—	—		
811310	Commercial equipment (exc auto & elec) R&M	2 078	17 193	71 563	233	137	49	22	20	2	3	—	—	—		
8114	Personal & household goods R&M	1 751	10 472	44 573	335	243	50	27	12	2	1	—	—	—		
81141	Home, garden equipment & appliance R&M	837	5 873	26 467	115	73	23	12	5	1	1	—	—	—		
811411	Home & garden equipment R&M	150	1 026	4 531	32	20	7	5	—	—	—	—	—	—		
811412	Appliance repair & maintenance	687	4 847	21 936	83	53	16	7	5	1	1	—	—	—		
81142	Reupholstery & furniture repair	423	2 140	8 272	75	53	11	6	4	1	—	—	—	—		
811420	Reupholstery & furniture repair	423	2 140	8 272	75	53	11	6	4	1	—	—	—	—		
81149	Other personal & household goods R&M	463	2 363	9 460	126	98	16	9	3	—	—	—	—	—		
811490	Other personal & household goods R&M	463	2 363	9 460	126	98	16	9	3	—	—	—	—	—		
812	Personal & laundry services	14 638	60 977	250 553	1 925	1 102	398	293	101	19	11	1	—	—		
8121	Personal care services	6 230	24 210	98 836	1 047	614	227	165	36	4	1	—	—	—		
81211	Hair, nail & skin care services	5 305	21 249	85 645	907	522	199	151	32	3	—	—	—	—		
812111	Barber shops	152	623	2 633	43	31	10	2	—	—	—	—	—	—		
812112	Beauty salons	4 961	19 990	80 424	790	428	182	145	32	3	—	—	—	—		
812113	Nail salons	192	636	2 588	74	63	7	4	—	—	—	—	—	—		
81219	Other personal care services	925	2 961	13 191	140	92	28	14	4	1	1	—	—	—		
8122	Death care services	1 307	6 602	28 072	89	26	29	18	10	5	1	—	—	—		
81221	Funeral homes	633	3 485	14 616	63	18	23	15	6	1	—	—	—	—		
812210	Funeral homes	633	3 485	14 616	63	18	23	15	6	1	—	—	—	—		
81222	Cemeteries & crematories	674	3 117	13 456	26	8	6	3	4	4	1	—	—	—		
812220	Cemeteries & crematories	674	3 117	13 456	26	8	6	3	4	4	1	—	—	—		
8123	Drycleaning & laundry services	4 362	19 526	80 258	373	163	80	80	36	8	6	—	—	—		
81231	Coin-operated laundries & drycleaners	404	1 395	5 862	84	56	21	4	3	—	—	—	—	—		
812310	Coin-operated laundries & drycleaners	404	1 395	5 862	84	56	21	4	3	—	—	—	—	—		
81232	Drycleaning & laundry services (exc coin-op)	2 506	8 952	35 458	261	99	57	74	28	3	—	—	—	—		
812320	Drycleaning & laundry services (exc coin-op)	2 506	8 952	35 458	261	99	57	74	28	3	—	—	—	—		
81233	Linen & uniform supply	1 452	9 179	38 938	28	8	2	2	5	5	6	—	—	—		
812331																

**Table 6. Counties—Employees, Payroll, and Establishments by Industry: 2000—Con.**

[Excludes most government employees, railroad employees, and self-employed persons. Size class 1 to 4 includes establishments with payroll, but no employees, during mid-March pay period. (D) denotes figures withheld to avoid disclosing data for individual companies; the data are included in broader industry totals. Detailed industries with 100 or more employees are shown if industry was not a (D). For explanation of terms, abbreviations, and data reliability/comparability, see introductory text]

NAICS code	Industry	Number of employees for week including March 12	Payroll (\$1,000)		Total number of establishments	Number of establishments by employment-size class									
			First quarter	Annual		1 to 4	5 to 9	10 to 19	20 to 49	50 to 99	100 to 249	250 to 499	500 to 999	1,000 or more	
<b>MARICOPA—Con.</b>															
<b>81</b>	<b>Other services (except public administration)—Con.</b>														
812	Personal & laundry services—Con.														
8129	Other personal services	2 739	10 639	43 387	416	299	62	30	19	2	3	1	—	—	
81291	Pet care (except veterinary) services	257	922	4 142	80	58	19	3	—	—	—	—	—	—	
812910	Pet care (except veterinary) services	257	922	4 142	80	58	19	3	—	—	—	—	—	—	
81292	Photofinishing	727	3 753	15 659	58	35	10	5	5	1	2	—	—	—	
812921	Photofinishing laboratories (except one-hour)	630	3 381	14 085	39	22	7	2	5	1	2	—	—	—	
81293	Parking lots & garages	585	2 600	7 291	86	50	17	12	6	1	—	—	—	—	
812930	Parking lots & garages	585	2 600	7 291	86	50	17	12	6	1	—	—	—	—	
81299	All other personal services	1 170	3 364	16 295	192	156	16	10	8	—	1	1	—	—	
812990	All other personal services	1 170	3 364	16 295	192	156	16	10	8	—	1	1	—	—	
813	Religious, grantmaking, civic, prof & like organizations	20 242	94 729	399 562	1 782	959	341	240	165	52	23	1	1	—	
8131	Religious organizations	11 181	40 333	161 366	948	471	200	134	96	32	15	—	—	—	
81311	Religious organizations	11 181	40 333	161 366	948	471	200	134	96	32	15	—	—	—	
813110	Religious organizations	11 181	40 333	161 366	948	471	200	134	96	32	15	—	—	—	
8132	Grantmaking & giving services	1 054	8 662	36 768	108	70	14	11	7	5	1	—	—	—	
81321	Grantmaking & giving services	1 054	8 662	36 768	108	70	14	11	7	5	1	—	—	—	
813211	Grantmaking foundations	343	3 290	14 567	53	41	4	4	2	2	—	—	—	—	
813212	Voluntary health organizations	566	4 268	17 480	41	21	8	5	4	2	1	—	—	—	
813219	Other grantmaking & giving services	145	1 104	4 721	14	8	2	2	1	1	—	—	—	—	
8133	Social advocacy organizations	879	5 118	24 418	61	37	10	9	2	1	1	1	—	—	
81331	Social advocacy organizations	879	5 118	24 418	61	37	10	9	2	1	1	1	—	—	
813311	Human rights organizations	105	815	3 673	15	8	3	3	1	—	—	—	—	—	
813312	Environment & wildlife organizations	243	1 534	6 649	26	18	3	4	—	—	1	—	—	—	
813319	Other social advocacy organizations	531	2 769	14 096	20	11	4	2	1	1	—	1	—	—	
8134	Civic & social organizations	1 772	7 511	31 741	185	88	41	34	19	2	1	—	—	—	
81341	Civic & social organizations	1 772	7 511	31 741	185	88	41	34	19	2	1	—	—	—	
813410	Civic & social organizations	1 772	7 511	31 741	185	88	41	34	19	2	1	—	—	—	
8139	Business, labor, political, like organizations	5 356	33 105	145 269	480	293	76	52	41	12	5	—	1	—	
81391	Business associations	1 748	11 682	60 316	120	67	27	15	8	2	—	—	1	—	
813910	Business associations	1 748	11 682	60 316	120	67	27	15	8	2	—	—	1	—	
81392	Professional organizations	658	6 551	26 381	73	49	9	6	6	3	—	—	—	—	
813920	Professional organizations	658	6 551	26 381	73	49	9	6	6	3	—	—	—	—	
81393	Labor unions & similar labor organizations	794	3 825	16 424	85	44	19	12	8	1	1	—	—	—	
813930	Labor unions & similar labor organizations	794	3 825	16 424	85	44	19	12	8	1	1	—	—	—	
81394	Political organizations	113	1 310	3 011	17	13	3	—	—	1	—	—	—	—	
813940	Political organizations	113	1 310	3 011	17	13	3	—	—	1	—	—	—	—	
81399	Oth similar organizations (exc business, prof, labor, pol)	2 043	9 737	39 137	185	120	18	19	19	5	4	—	—	—	
813990	Oth similar organizations (exc business, prof, labor, pol)	2 043	9 737	39 137	185	120	18	19	19	5	4	—	—	—	
<b>95</b>	<b>Auxiliaries (exc corporate, subsidiary &amp; regional mgt)</b>	<b>10 738</b>	<b>126 752</b>	<b>497 647</b>	<b>161</b>	<b>55</b>	<b>16</b>	<b>26</b>	<b>23</b>	<b>17</b>	<b>10</b>	<b>10</b>	<b>3</b>	<b>1</b>	
<b>99</b>	<b>Unclassified establishments</b>	<b>1 396</b>	<b>5 505</b>	<b>43 599</b>	<b>989</b>	<b>911</b>	<b>56</b>	<b>17</b>	<b>5</b>	<b>—</b>	<b>—</b>	<b>—</b>	<b>—</b>	<b>—</b>	
<b>MOHAVE</b>															
	<b>Total</b>	<b>34 845</b>	<b>180 209</b>	<b>757 740</b>	<b>3 446</b>	<b>1 868</b>	<b>720</b>	<b>480</b>	<b>265</b>	<b>80</b>	<b>24</b>	<b>6</b>	<b>3</b>	<b>—</b>	
<b>11</b>	<b>Forestry, fishing, hunting, and agriculture support</b>	<b>(A)</b>	<b>(D)</b>	<b>(D)</b>	<b>3</b>	<b>1</b>	<b>2</b>	<b>—</b>	<b>—</b>	<b>—</b>	<b>—</b>	<b>—</b>	<b>—</b>	<b>—</b>	
<b>21</b>	<b>Mining</b>	<b>(B)</b>	<b>(D)</b>	<b>(D)</b>	<b>5</b>	<b>2</b>	<b>1</b>	<b>—</b>	<b>1</b>	<b>1</b>	<b>—</b>	<b>—</b>	<b>—</b>	<b>—</b>	
<b>22</b>	<b>Utilities</b>	<b>309</b>	<b>3 179</b>	<b>14 022</b>	<b>27</b>	<b>12</b>	<b>6</b>	<b>4</b>	<b>4</b>	<b>1</b>	<b>—</b>	<b>—</b>	<b>—</b>	<b>—</b>	
221	Utilities	309	3 179	14 022	27	12	6	4	4	1	—	—	—	—	
2211	Elec pwr generation, transmsn & distribution	(C)	(D)	(D)	11	4	2	2	2	1	—	—	—	—	
22112	Electric pwr transmsn, control & distribution	(C)	(D)	(D)	10	4	1	2	2	1	—	—	—	—	
<b>23</b>	<b>Construction</b>	<b>3 782</b>	<b>18 817</b>	<b>83 565</b>	<b>608</b>	<b>363</b>	<b>124</b>	<b>79</b>	<b>39</b>	<b>2</b>	<b>1</b>	<b>—</b>	<b>—</b>	<b>—</b>	
233	Building, developing & general contracting	957	4 590	22 515	173	114	30	22	6	—	1	—	—	—	
2332	Residential building construction	638	3 049	14 286	138	94	22	18	4	—	—	—	—	—	
23321	Single-family housing construction	624	2 987	14 099	135	92	22	17	4	—	—	—	—	—	
233210	Single-family housing construction	624	2 987	14 099	135	92	22	17	4	—	—	—	—	—	
2333	Nonresidential building construction	272	1 326	7 278	21	9	6	3	2	—	1	—	—	—	
23332	Commercial & institutional bldg construction	241	1 169	5 841	16	6	6	1	2	—	1	—	—	—	
233320	Commercial & institutional bldg construction	241	1 169	5 841	16	6	6	1	2	—	1	—	—	—	
234	Heavy construction	262	1 591	6 886	28	15	4	6	3	—	—	—	—	—	
2349	Other heavy construction	193	1 142	5 124	22	12	3	5	2	—	—	—	—	—	
23491	Water, sewer & pipeline construction	143	909	4 347	13	7	1	3	2	—	—	—	—	—	
234910	Water, sewer & pipeline construction	143	909	4 347	13	7	1	3	2	—	—	—	—	—	
235	Special trade contractors	2 563	12 636	54 164	407	234	90	51	30	2	—	—	—	—	
2351	Plumbing, heating & AC contractor	388	2 122	9 774	65	35	15	11	4	—	—	—	—	—	
23511	Plumbing, heating & AC contractor	388	2 122	9 774	65	35	15	11	4	—	—	—	—	—	
235110	Plumbing, heating & AC contractor	388	2 122	9 774	65	35	15	11	4	—	—	—	—	—	
2352	Painting & wall covering contractors	128	670	2 823	35	26	6	2	1	—	—	—	—	—	
23521	Painting & wall covering contractors	128	670	2 823	35	26	6	2	1	—	—	—	—	—	
235210	Painting & wall covering contractors	128	670	2 823	35	26	6	2	1	—	—	—	—	—	
2353	Electrical contractors	277	1 410	5 426	48	28	11	5	4	—	—	—	—	—	
23531	Electrical contractors	277	1 410	5 426	48	28	11	5	4	—	—	—	—	—	
235310	Electrical contractors	277	1 410	5 426	48	28	11	5	4	—	—	—	—	—	
2354	Masonry, drywall, insulation, tile contractors	652	3 012	12 460	73	36	18	9	8	2	—	—	—	—	
23542	Drywall, acoustical & insulation contractors	504	2 310	9 573	49	24	10	7	6	2	—	—	—	—	
235420	Drywall, acoustical & insulation contractors	504	2 310	9 573	49	24	10	7	6	2	—	—	—	—	

See footnotes at end of table.

**Table 6. Counties—Employees, Payroll, and Establishments by Industry: 2000—Con.**

[Excludes most government employees, railroad employees, and self-employed persons. Size class 1 to 4 includes establishments with payroll, but no employees, during mid-March pay period. (D) denotes figures withheld to avoid disclosing data for individual companies; the data are included in broader industry totals. Detailed industries with 100 or more employees are shown if industry was not a (D). For explanation of terms, abbreviations, and data reliability/comparability, see introductory text]

NAICS code	Industry	Number of employees for week including March 12	Payroll (\$1,000)		Total number of establishments	Number of establishments by employment-size class																					
			First quarter	Annual		1 to 4	5 to 9	10 to 19	20 to 49	50 to 99	100 to 249	250 to 499	500 to 999	1,000 or more													
<b>MOHAVE—Con.</b>																											
<b>23 Construction—Con.</b>																											
Special trade contractors—Con.																											
235	Carpentry & floor contractors	221	901	3 731	42	29	6	4	3	—	—	—	—	—	—	—	—										
23551	Carpentry contractors	200	805	3 285	35	23	6	3	3	—	—	—	—	—	—	—	—										
235510	Carpentry contractors	200	805	3 285	35	23	6	3	3	—	—	—	—	—	—	—	—										
2356	Roofing, siding, & sheet metal contractors	159	841	3 566	23	12	6	3	2	—	—	—	—	—	—	—	—										
23561	Roofing, siding, & sheet metal contractors	159	841	3 566	23	12	6	3	2	—	—	—	—	—	—	—	—										
235610	Roofing, siding, & sheet metal contractors	159	841	3 566	23	12	6	3	2	—	—	—	—	—	—	—	—										
2357	Concrete contractors	344	1 860	7 897	44	20	12	7	5	—	—	—	—	—	—	—	—										
23571	Concrete contractors	344	1 860	7 897	44	20	12	7	5	—	—	—	—	—	—	—	—										
235710	Concrete contractors	344	1 860	7 897	44	20	12	7	5	—	—	—	—	—	—	—	—										
2359	Other special trade contractors	384	1 752	8 185	73	44	16	10	3	—	—	—	—	—	—	—	—										
23593	Excavation contractors	115	534	2 699	21	11	4	6	—	—	—	—	—	—	—	—	—										
235930	Excavation contractors	115	534	2 699	21	11	4	6	—	—	—	—	—	—	—	—	—										
23599	All other special trade contractors	204	829	3 774	44	30	8	4	2	—	—	—	—	—	—	—	—										
235990	All other special trade contractors	204	829	3 774	44	30	8	4	2	—	—	—	—	—	—	—	—										
<b>31-33</b>	<b>Manufacturing</b>	<b>3 672</b>	<b>25 934</b>	<b>106 169</b>	<b>159</b>	<b>60</b>	<b>29</b>	<b>31</b>	<b>19</b>	<b>14</b>	<b>3</b>	<b>3</b>	—	—	—	—	—										
323	Printing & related support activities	160	905	3 792	17	9	1	4	3	—	—	—	—	—	—	—	—										
3231	Printing & related support activities	160	905	3 792	17	9	1	4	3	—	—	—	—	—	—	—	—										
32311	Printing	160	905	3 792	17	9	1	4	3	—	—	—	—	—	—	—	—										
326	Plastics & rubber products mfg	614	4 755	18 388	7	—	2	—	1	2	1	1	—	—	—	—	—										
3261	Plastics product mfg	(F)	(D)	(D)	6	—	2	—	1	1	1	1	—	—	—	—	—										
32619	Other plastics product mfg	(F)	(D)	(D)	5	—	2	—	1	(D)	1	1	—	—	—	—	—										
327	Nonmetallic mineral product mfg	414	3 552	14 163	14	3	—	4	4	3	—	—	—	—	—	—	—										
3273	Cement & concrete product mfg	(C)	(D)	(D)	8	2	—	1	3	2	—	—	—	—	—	—	—										
32732	Ready-mix concrete mfg	223	1 889	7 709	6	1	—	1	2	2	—	—	—	—	—	—	—										
327320	Ready-mix concrete mfg	223	1 889	7 709	6	1	—	1	2	2	—	—	—	—	—	—	—										
331	Primary metal mfg	433	4 029	16 409	5	1	1	—	—	2	—	1	—	—	—	—	—										
3311	Iron & steel mills & ferroalloy mfg	(E)	(D)	(D)	1	—	—	—	—	—	—	—	1	—	—	—	—										
33111	Iron & steel mills & ferroalloy mfg	(E)	(D)	(D)	1	—	—	—	—	—	—	—	1	—	—	—	—										
3312	Steel product mfg from purchased steel	(C)	(D)	(D)	2	—	—	—	—	2	—	—	—	—	—	—	—										
33122	Rolling & drawing of purchased steel	(C)	(D)	(D)	2	—	—	—	—	2	—	—	—	—	—	—	—										
332	Fabricated metal product mfg	451	3 054	12 506	23	7	4	6	4	1	1	—	—	—	—	—	—										
3323	Architectural & structural metals mfg	(C)	(D)	(D)	2	—	—	1	—	—	1	—	—	—	—	—	—										
33232	Ornamental & architectural metal prod mfg	(C)	(D)	(D)	2	—	—	1	—	—	1	—	—	—	—	—	—										
3327	Mach shops, turn prod, screw, nut, bolt mfg	192	1 425	5 853	14	4	3	4	3	—	—	—	—	—	—	—	—										
33271	Machine shops	(C)	(D)	(D)	13	3	3	4	3	—	—	—	—	—	—	—	—										
335	Electrical equip, appliance & component mfg	(C)	(D)	(D)	1	—	—	—	—	—	1	—	—	—	—	—	—										
3359	Other electrical equipment & component mfg	(C)	(D)	(D)	1	—	—	—	—	—	1	—	—	—	—	—	—										
33592	Communication & energy wire & cable mfg	(C)	(D)	(D)	1	—	—	—	—	—	1	—	—	—	—	—	—										
336	Transportation equipment mfg	(E)	(D)	(D)	19	7	3	5	2	2	—	—	—	—	—	—	—										
3366	Ship & boat building	(C)	(D)	(D)	7	2	1	1	2	1	—	—	—	—	—	—	—										
33661	Ship & boat building	(C)	(D)	(D)	7	2	1	1	2	1	—	—	—	—	—	—	—										
337	Furniture & related product mfg	426	2 470	9 984	14	2	5	3	3	—	—	1	—	—	—	—	—										
3371	HH & institutional furniture & kitchen cabinet mfg	(E)	(D)	(D)	12	2	5	3	1	—	—	1	—	—	—	—	—										
33711	Wood kitchen cabinet & countertop mfg	355	2 118	8 289	11	1	5	3	1	—	—	1	—	—	—	—	—										
337110	Wood kitchen cabinet & countertop mfg	355	2 118	8 289	11	1	5	3	1	—	—	1	—	—	—	—	—										
339	Miscellaneous mfg	298	1 633	6 979	22	10	7	2	1	2	—	—	—	—	—	—	—										
3391	Medical equipment & supplies mfg	193	1 139	4 873	8	4	1	1	—	2	—	—	—	—	—	—	—										
33911	Medical equipment & supplies mfg	193	1 139	4 873	8	4	1	1	—	2	—	—	—	—	—	—	—										
3399	Other miscellaneous mfg	105	494	2 106	14	6	6	1	1	—	—	—	—	—	—	—	—										
<b>42</b>	<b>Wholesale trade</b>	<b>919</b>	<b>6 180</b>	<b>24 862</b>	<b>114</b>	<b>67</b>	<b>24</b>	<b>13</b>	<b>8</b>	<b>1</b>	<b>1</b>	—	—	—	—	—	—										
421	Wholesale trade, durable goods	561	3 775	16 062	83	52	17	11	2	—	1	—	—	—	—	—	—										
4217	Hardware, plumb & heating equip & sup whsle	237	1 756	7 177	15	6	4	4	—	—	1	—	—	—	—	—	—										
42171	Hardware whsle	(C)	(D)	(D)	4	2	—	1	—	—	1	—	—	—	—	—	—										
422	Wholesale trade, nondurable goods	358	2 405	8 800	31	15	7	2	6	1	—	—	—	—	—	—	—										
4224	Grocery & related product whsle	136	1 063	4 135	11	4	3	1	3	—	—	—	—	—	—	—	—										
4228	Beer, wine, distilled alcoholic beverage whsle	133	857	2 817	4	—	—	1	2	1	—	—	—	—	—	—	—										
42281	Beer & ale whsle	133	857	2 817	4	—	—	1	2	1	—	—	—	—	—	—	—										
422810	Beer & ale whsle	133	857	2 817	4	—	—	1	2	1	—	—	—	—	—	—	—										
<b>44-45</b>	<b>Retail trade</b>	<b>7 801</b>	<b>34 871</b>	<b>144 532</b>	<b>599</b>	<b>271</b>	<b>150</b>	<b>101</b>	<b>47</b>	<b>21</b>	<b>6</b>	<b>2</b>	<b>1</b>	—	—	—	—										
441	Motor vehicle & parts dealers	1 266	8 113	35 866	106	37	26	25	14	3	1	—	—	—	—	—	—										
4411	Automobile dealers	706	5 248	23 432	36	12	7	5	8	3	1	—	—	—	—	—	—										
44111	New car dealers	531	4 180	18 899	16	4	3	—	5	3	1	—	—	—	—	—	—										
441110	New car dealers	531	4 180	18 899	16	4	3	—	5	3	1	—	—	—	—	—	—										
44112	Used car dealers	175	1 068	4 533	20	8	4	5	3	—	—	—	—	—	—	—	—										
441120	Used car dealers	175	1 068	4 533	20	8	4	5	3	—	—	—	—	—	—	—	—										
4412	Other motor vehicle dealers	152	868	3 934	28	14	9	3	2	—	—	—	—	—	—	—	—										
44122	Motorcycle & boat & other MV dealers	112	607	2 630	19	9	7	1	2	—	—	—	—	—	—	—	—										
4413	Automotive parts, accessories & tire stores	408	1 997	8 500	42	11	10	17	4	—	—	—	—	—	—	—	—										
44131	Automotive parts, accessories & tire stores	239	1 104	4 635	26	9	3	12	2	—	—	—	—	—	—	—	—										
441310	Automotive parts, accessories & tire stores	239	1 104	4 635	26	9	3	12	2	—	—	—	—	—	—	—	—										
44132	Tire dealers	169	893	3 865	16	2	7	5	2	—	—	—	—	—	—	—	—										
441320	Tire dealers	169	893	3 865	16	2	7	5	2	—	—	—	—	—	—	—	—										

See footnotes at end of table.

**Table 6. Counties—Employees, Payroll, and Establishments by Industry: 2000—Con.**

[Excludes most government employees, railroad employees, and self-employed persons. Size class 1 to 4 includes establishments with payroll, but no employees, during mid-March pay period. (D) denotes figures withheld to avoid disclosing data for individual companies; the data are included in broader industry totals. Detailed industries with 100 or more employees are shown if industry was not a (D). For explanation of terms, abbreviations, and data reliability/comparability, see introductory text]

NAICS code	Industry	Number of employees for week including March 12	Payroll (\$1,000)		Total number of establishments	Number of establishments by employment-size class									
			First quarter	Annual		1 to 4	5 to 9	10 to 19	20 to 49	50 to 99	100 to 249	250 to 499	500 to 999	1,000 or more	
<b>MOHAVE—Con.</b>															
<b>44-45 Retail trade—Con.</b>															
442	Furniture & home furnishing stores .....	284	1 520	6 372	40	21	8	7	4	—	—	—	—	—	
4421	Furniture stores .....	145	720	2 965	16	6	3	6	1	—	—	—	—	—	
44211	Furniture stores .....	145	720	2 965	16	6	3	6	1	—	—	—	—	—	
442110	Furniture stores .....	145	720	2 965	16	6	3	6	1	—	—	—	—	—	
4422	Home furnishings stores .....	139	800	3 407	24	15	5	1	3	—	—	—	—	—	
44221	Floor covering stores .....	122	735	3 168	18	9	5	1	3	—	—	—	—	—	
442210	Floor covering stores .....	122	735	3 168	18	9	5	1	3	—	—	—	—	—	
443	Electronics & appliance stores .....	177	778	3 314	28	15	7	4	2	—	—	—	—	—	
4431	Electronics & appliance stores .....	177	778	3 314	28	15	7	4	2	—	—	—	—	—	
44311	Appliance, TV & all other electronics stores ..	146	723	3 041	21	10	6	3	2	—	—	—	—	—	
444	Bldg material & garden equip & supp dealers .....	613	3 083	11 847	63	28	15	13	5	2	—	—	—	—	
4441	Building material & supplies dealers .....	570	2 978	11 325	55	24	12	12	5	2	—	—	—	—	
44411	Home centers .....	(C)	(D)	(D)	4	—	—	1	2	1	—	—	—	—	
44413	Hardware stores .....	123	456	1 899	9	3	2	2	1	1	—	—	—	—	
444130	Hardware stores .....	123	456	1 899	9	3	2	2	1	1	—	—	—	—	
44419	Other building material dealers .....	285	1 819	7 014	38	17	10	9	2	—	—	—	—	—	
444190	Other building material dealers .....	285	1 819	7 014	38	17	10	9	2	—	—	—	—	—	
445	Food & beverage stores .....	1 523	6 662	27 654	54	26	10	4	—	10	4	—	—	—	
4451	Grocery stores .....	1 454	6 519	26 930	34	11	6	3	—	10	4	—	—	—	
44511	Grocery (except convenience) stores .....	1 406	6 389	26 286	25	7	2	2	—	10	4	—	—	—	
445110	Grocery (except convenience) stores .....	1 406	6 389	26 286	25	7	2	2	—	10	4	—	—	—	
446	Health & personal care stores .....	293	1 567	6 823	31	15	9	2	5	—	—	—	—	—	
4461	Health & personal care stores .....	293	1 567	6 823	31	15	9	2	5	—	—	—	—	—	
44611	Pharmacies & drug stores .....	221	1 197	5 174	10	1	2	2	5	—	—	—	—	—	
446110	Pharmacies & drug stores .....	221	1 197	5 174	10	1	2	2	5	—	—	—	—	—	
447	Gasoline stations .....	1 065	3 683	14 430	91	20	35	26	7	3	—	—	—	—	
4471	Gasoline stations .....	1 065	3 683	14 430	91	20	35	26	7	3	—	—	—	—	
44711	Gasoline stations with convenience stores ...	646	2 117	8 452	65	11	29	21	3	1	—	—	—	—	
447110	Gasoline stations with convenience stores ...	646	2 117	8 452	65	11	29	21	3	1	—	—	—	—	
44719	Other gasoline stations .....	419	1 566	5 978	26	9	6	5	4	2	—	—	—	—	
447190	Other gasoline stations .....	419	1 566	5 978	26	9	6	5	4	2	—	—	—	—	
448	Clothing & clothing accessories stores .....	280	960	3 995	49	29	14	3	3	—	—	—	—	—	
4481	Clothing stores .....	177	542	2 160	26	15	6	2	3	—	—	—	—	—	
44814	Family clothing stores .....	135	452	1 802	12	5	2	2	3	—	—	—	—	—	
448140	Family clothing stores .....	135	452	1 802	12	5	2	2	3	—	—	—	—	—	
451	Sporting goods, hobby, book & music stores .....	191	524	2 021	25	16	3	3	3	—	—	—	—	—	
4512	Book, periodical & music stores .....	(C)	(D)	(D)	5	1	1	—	3	—	—	—	—	—	
45122	Prerecorded tape, CD & record stores .....	(C)	(D)	(D)	3	—	—	—	3	—	—	—	—	—	
452	General merchandise stores .....	1 579	5 937	24 214	16	6	1	1	1	3	1	2	1	—	
4521	Department stores .....	(G)	(D)	(D)	6	—	—	—	—	2	1	2	1	—	
45211	Department stores .....	(G)	(D)	(D)	6	—	—	—	—	2	1	2	1	—	
4529	Other general merchandise stores .....	(C)	(D)	(D)	10	6	1	1	1	1	—	—	—	—	
45299	All other general merchandise stores .....	(C)	(D)	(D)	10	6	1	1	1	1	—	—	—	—	
453	Miscellaneous store retailers .....	442	1 489	5 798	79	47	18	12	2	—	—	—	—	—	
4532	Office supplies, stationery & gift stores .....	139	417	1 732	18	7	8	1	2	—	—	—	—	—	
4539	Other miscellaneous store retailers .....	185	763	2 947	45	32	8	5	—	—	—	—	—	—	
45399	All other miscellaneous store retailers .....	105	317	1 279	26	19	5	2	—	—	—	—	—	—	
<b>48-49 Transportation &amp; warehousing .....</b>														<b>1 041</b>	
484	Truck transportation .....	542	4 082	17 299	52	29	12	7	2	1	1	—	—	—	
4841	General freight trucking .....	413	3 459	14 484	29	14	9	3	1	1	1	—	—	—	
48412	General freight trucking, long-distance .....	347	3 024	12 854	23	13	7	1	—	1	1	—	—	—	
484121	General freight trucking, long-distance, TL ..	307	2 677	11 430	16	11	2	1	—	1	1	—	—	—	
4842	Specialized freight trucking .....	129	623	2 815	23	15	3	4	1	—	—	—	—	—	
485	Transit & ground passenger transportation .....	151	607	2 510	11	4	2	2	2	1	—	—	—	—	
488	Transportation support activities .....	121	604	2 603	13	6	3	2	1	1	—	—	—	—	
<b>51 Information .....</b>														<b>786</b>	
511	Publishing industries .....	281	1 477	5 992	14	7	—	4	1	2	—	—	—	—	
5111	Newspaper, periodical, book, database publishers .....	281	1 477	5 992	14	7	—	4	1	2	—	—	—	—	
51111	Newspaper publishers .....	251	1 323	5 084	6	1	—	2	1	2	—	—	—	—	
511110	Newspaper publishers .....	251	1 323	5 084	6	1	—	2	1	2	—	—	—	—	
513	Broadcasting & telecommunications .....	432	3 906	17 011	25	9	4	6	4	1	1	—	—	—	
5133	Telecommunications .....	(E)	(D)	(D)	13	4	3	2	2	1	1	—	—	—	
51331	Wired telecommunications carriers .....	(E)	(D)	(D)	8	2	1	1	2	1	1	—	—	—	

See footnotes at end of table.

**Table 6. Counties—Employees, Payroll, and Establishments by Industry: 2000—Con.**

[Excludes most government employees, railroad employees, and self-employed persons. Size class 1 to 4 includes establishments with payroll, but no employees, during mid-March pay period. (D) denotes figures withheld to avoid disclosing data for individual companies; the data are included in broader industry totals. Detailed industries with 100 or more employees are shown if industry was not a (D). For explanation of terms, abbreviations, and data reliability/comparability, see introductory text]

NAICS code	Industry	Number of employees for week including March 12	Payroll (\$1,000)		Total number of establishments	Number of establishments by employment-size class																		
			First quarter	Annual		1 to 4	5 to 9	10 to 19	20 to 49	50 to 99	100 to 249	250 to 499	500 to 999	1,000 or more										
<b>MOHAVE—Con.</b>																								
<b>52</b>	<b>Finance &amp; insurance</b>	<b>1 150</b>	<b>7 974</b>	<b>32 790</b>	<b>166</b>	<b>104</b>	<b>28</b>	<b>22</b>	<b>10</b>	<b>1</b>	<b>1</b>													
522	Credit intermediation & related activities	766	5 433	22 346	75	35	13	17	8	1	1													
5221	Depository credit intermediation	473	3 146	12 403	41	12	7	14	7	1														
52211	Commercial banking	422	2 831	11 171	36	11	4	14	6	1														
522110	Commercial banking	422	2 831	11 171	36	11	4	14	6	1														
5223	Activities related to credit intermediation	(C)	(D)	(D)	11	6	1	3			1													
52231	Mortgage & nonmortgage brokers	202	1 512	7 233	8	3	1	3			1													
522310	Mortgage & nonmortgage brokers	202	1 512	7 233	8	3	1	3			1													
524	Insurance carriers & related activities	347	2 306	9 483	77	57	13	5	2															
5241	Insurance carriers	117	863	3 384	15	9	1	4	1															
52412	Other direct insurance carriers	(C)	(D)	(D)	14	8	1	4	1															
5242	Agencies & other insurance related activities	230	1 443	6 099	62	48	12	1	1															
52421	Insurance agencies & brokerages	226	1 435	5 982	57	43	12	1	1															
524210	Insurance agencies & brokerages	226	1 435	5 982	57	43	12	1	1															
<b>53</b>	<b>Real estate &amp; rental &amp; leasing</b>	<b>579</b>	<b>2 651</b>	<b>11 361</b>	<b>169</b>	<b>128</b>	<b>29</b>	<b>10</b>	<b>2</b>															
531	Real estate	406	1 933	8 149	130	106	15	7	2															
5311	Lessors of real estate	157	656	2 761	44	37	4	2	1															
5312	Offices of real estate agents & brokers	142	743	3 175	58	48	7	3																
53121	Offices of real estate agents & brokers	142	743	3 175	58	48	7	3																
531210	Offices of real estate agents & brokers	142	743	3 175	58	48	7	3																
5313	Activities related to real estate	107	534	2 213	28	21	4	2	1															
532	Rental & leasing services	173	718	3 212	39	22	14	3																
5322	Consumer goods rental	127	434	1 980	28	14	12	2																
<b>54</b>	<b>Professional, scientific &amp; technical services</b>	<b>777</b>	<b>4 260</b>	<b>16 676</b>	<b>170</b>	<b>113</b>	<b>33</b>	<b>20</b>	<b>4</b>															
541	Professional, scientific & technical services	777	4 260	16 676	170	113	33	20	4															
5411	Legal services	114	709	3 163	37	29	6	2																
54111	Offices of lawyers	(C)	(D)	(D)	35	27	6	2																
5412	Accounting, tax prep, bookkeep, payroll services	244	1 074	4 032	44	28	9	6	1															
54121	Accounting, tax prep, bookkeep, payroll services	244	1 074	4 032	44	28	9	6	1															
5413	Architectural, engineering & related services	133	931	3 842	30	20	5	4	1															
5419	Oth professional, scientific, technical services	155	653	2 849	25	11	7	6	1															
54194	Veterinary services	110	509	2 347	14	3	6	4	1															
541940	Veterinary services	110	509	2 347	14	3	6	4	1															
<b>55</b>	<b>Management of companies &amp; enterprises</b>	<b>186</b>	<b>4 062</b>	<b>11 876</b>	<b>5</b>	<b>1</b>	<b>1</b>	<b>1</b>	<b>1</b>			<b>1</b>												
551	Management of companies & enterprises	186	4 062	11 876	5	1	1	1	1			1												
5511	Management of companies & enterprises	186	4 062	11 876	5	1	1	1	1			1												
55111	Management of companies & enterprises	186	4 062	11 876	5	1	1	1	1			1												
<b>56</b>	<b>Admin, support, waste mgt, remediation services</b>	<b>1 596</b>	<b>6 682</b>	<b>29 305</b>	<b>177</b>	<b>106</b>	<b>29</b>	<b>23</b>	<b>11</b>	<b>7</b>	<b>1</b>													
561	Administrative & support services	1 462	5 633	25 131	162	99	26	19	11	6	1													
5613	Employment services	516	1 928	9 079	14	3	2	1	4	3	1													
56132	Temporary help services	(E)	(D)	(D)	12	2	2		4	3	1													
5615	Travel arrangement & reservation services	168	850	4 442	19	13	3	1			2													
5616	Investigation & security services	134	499	1 903	13	3	3	5	2															
5617	Services to buildings & dwellings	422	1 413	6 094	79	54	12	9	3	1														
56172	Janitorial services	141	305	1 279	22	14	3	3	2															
561720	Janitorial services	141	305	1 279	22	14	3	3	2															
56173	Landscaping services	154	509	2 141	29	21	4	3			1													
561730	Landscaping services	154	509	2 141	29	21	4	3			1													
562	Waste management & remediation services	134	1 049	4 174	15	7	3	4			1													
<b>61</b>	<b>Educational services</b>	<b>264</b>	<b>1 239</b>	<b>5 597</b>	<b>13</b>	<b>2</b>	<b>4</b>	<b>1</b>	<b>5</b>			<b>1</b>												
611	Educational services	264	1 239	5 597	13	2	4	1	5			1												
6111	Elementary & secondary schools	(C)	(D)	(D)	9		3		5			1												
61111	Elementary & secondary schools	(C)	(D)	(D)	9		3		5			1												
<b>62</b>	<b>Health care and social assistance</b>	<b>4 822</b>	<b>31 086</b>	<b>137 761</b>	<b>308</b>	<b>148</b>	<b>74</b>	<b>51</b>	<b>22</b>	<b>5</b>	<b>5</b>	<b>1</b>	<b>2</b>											
621	Ambulatory health care services	2 281	17 032	74 478	232	118	63	33	13	2	2	1												
6211	Offices of physicians	938	9 055	40 289	117	57	32	18	8	1	1													
62111	Offices of physicians	938	9 055	40 289	117	57	32	18	8	1	1													
621111	Offices of physicians (exc mental health)	918	8 927	39 915	113	56	29	18	8	1	1													
6212	Offices of dentists	260	1 625	7 059	43	18	17	8																
62121	Offices of dentists	260	1 625	7 059	43	18	17	8																
621210	Offices of dentists	260	1 625	7 059	43	18	17	8																
6213	Offices of other health practitioners	133	564	2 385	36	29	6		1															
6214	Outpatient care centers	744	4 715	20 177	19	6	4	4	3	1		1												
62142	Outpatient mental health, substance abuse ctrs	(C)	(D)	(D)	6	1	1	2	1	1														
62149	Other outpatient care centers	(F)	(D)	(D)	13	5	3	2	2				1											
6219	Other ambulatory health care services	(C)	(D)	(D)	3		2					1												
62191	Ambulance services	(C)	(D)	(D)	2		1					1												
622	Hospitals	1 482	10 134	47 586	4	1						1			2									
6221	General medical & surgical hospitals	1 482	10 134	47 586	4	1						1			2									
62211	General medical & surgical hospitals	1 482	10 134	47 586	4	1						1			2									
622110	General medical & surgical hospitals	1 482	10 134	47 586	4	1						1			2									

See footnotes at end of table.

**Table 6. Counties—Employees, Payroll, and Establishments by Industry: 2000—Con.**

[Excludes most government employees, railroad employees, and self-employed persons. Size class 1 to 4 includes establishments with payroll, but no employees, during mid-March pay period. (D) denotes figures withheld to avoid disclosing data for individual companies; the data are included in broader industry totals. Detailed industries with 100 or more employees are shown if industry was not a (D). For explanation of terms, abbreviations, and data reliability/comparability, see introductory text]

NAICS code	Industry	Number of employees for week including March 12	Payroll (\$1,000)		Total number of establishments	Number of establishments by employment-size class									
			First quarter	Annual		1 to 4	5 to 9	10 to 19	20 to 49	50 to 99	100 to 249	250 to 499	500 to 999	1,000 or more	
<b>MOHAVE—Con.</b>															
<b>62 Health care and social assistance—Con.</b>															
623	Nursing & residential care facilities .....	573	2 433	9 662	27	12	3	7	1	2	2	—	—	—	
6231	Nursing care facilities .....	437	1 931	7 535	6	1	—	1	—	2	2	—	—	—	
62311	Nursing care facilities .....	437	1 931	7 535	6	1	—	1	—	2	2	—	—	—	
623110	Nursing care facilities .....	437	1 931	7 535	6	1	—	1	—	2	2	—	—	—	
624	Social assistance .....	486	1 487	6 035	45	17	8	11	8	1	—	—	—	—	
6241	Individual & family services .....	222	834	3 392	24	11	4	5	4	—	—	—	—	—	
6244	Child day care services .....	232	572	2 268	17	4	4	4	4	1	—	—	—	—	
62441	Child day care services .....	232	572	2 268	17	4	4	4	4	1	—	—	—	—	
624410	Child day care services .....	232	572	2 268	17	4	4	4	4	1	—	—	—	—	
<b>71</b>	<b>Arts, entertainment &amp; recreation .....</b>	<b>542</b>	<b>1 518</b>	<b>6 403</b>	<b>41</b>	<b>17</b>	<b>8</b>	<b>6</b>	<b>8</b>	<b>2</b>	—	—	—	—	
713	Amusement, gambling & recreation industries ....	496	1 355	5 525	34	14	5	6	7	2	—	—	—	—	
7139	Other amusement & recreation industries .....	(E)	(D)	(D)	32	13	5	6	6	2	—	—	—	—	
71391	Golf courses & country clubs .....	166	431	1 672	6	1	—	1	3	1	—	—	—	—	
713910	Golf courses & country clubs .....	166	431	1 672	6	1	—	1	3	1	—	—	—	—	
71395	Bowling centers .....	106	262	1 049	3	—	—	1	1	1	—	—	—	—	
713950	Bowling centers .....	106	262	1 049	3	—	—	1	1	1	—	—	—	—	
<b>72</b>	<b>Accommodation &amp; food services .....</b>	<b>4 715</b>	<b>11 025</b>	<b>46 459</b>	<b>321</b>	<b>108</b>	<b>77</b>	<b>53</b>	<b>64</b>	<b>18</b>	<b>1</b>	—	—	—	
721	Accommodation .....	1 009	2 495	11 227	76	28	19	14	11	3	1	—	—	—	
7211	Traveler accommodation .....	926	2 214	10 052	62	21	14	13	10	3	1	—	—	—	
72111	Hotels (exc casino hotels) & motels .....	926	2 214	10 052	62	21	14	13	10	3	1	—	—	—	
721110	Hotels (exc casino hotels) & motels .....	926	2 214	10 052	62	21	14	13	10	3	1	—	—	—	
722	Food services & drinking places .....	3 706	8 530	35 232	245	80	58	39	53	15	—	—	—	—	
7221	Full-service restaurants .....	2 173	5 542	22 727	128	34	33	21	29	11	—	—	—	—	
72211	Full-service restaurants .....	2 173	5 542	22 727	128	34	33	21	29	11	—	—	—	—	
722110	Full-service restaurants .....	2 173	5 542	22 727	128	34	33	21	29	11	—	—	—	—	
7222	Limited-service eating places .....	1 293	2 501	10 555	85	29	14	16	24	2	—	—	—	—	
72221	Limited-service eating places .....	1 293	2 501	10 555	85	29	14	16	24	2	—	—	—	—	
722211	Limited-service restaurants .....	1 221	2 408	10 125	69	19	10	14	24	2	—	—	—	—	
7224	Drinking places (alcoholic beverages) .....	159	297	1 160	25	12	10	2	—	1	—	—	—	—	
72241	Drinking places (alcoholic beverages) .....	159	297	1 160	25	12	10	2	—	1	—	—	—	—	
722410	Drinking places (alcoholic beverages) .....	159	297	1 160	25	12	10	2	—	1	—	—	—	—	
<b>81</b>	<b>Other services (except public administration) .....</b>	<b>1 664</b>	<b>6 840</b>	<b>28 330</b>	<b>329</b>	<b>219</b>	<b>69</b>	<b>32</b>	<b>7</b>	<b>1</b>	<b>1</b>	—	—	—	
811	Repair & maintenance .....	703	3 675	15 535	157	108	29	17	2	1	—	—	—	—	
8111	Automotive repair & maintenance .....	584	2 927	12 655	126	84	25	14	2	1	—	—	—	—	
81111	Automotive mechanical & electrical R&M .....	347	1 782	7 878	79	53	14	10	2	—	—	—	—	—	
811111	General automotive repair .....	299	1 555	6 887	66	44	12	8	2	—	—	—	—	—	
81119	Other automotive R&M .....	148	573	2 315	19	9	7	2	—	1	—	—	—	—	
811192	Car washes .....	101	370	1 554	13	8	3	1	—	1	—	—	—	—	
812	Personal & laundry services .....	391	1 621	6 552	61	40	16	4	—	1	—	—	—	—	
8121	Personal care services .....	109	317	1 226	27	18	7	2	—	—	—	—	—	—	
81211	Hair, nail & skin care services .....	101	304	1 180	23	15	6	2	—	—	—	—	—	—	
8123	Drycleaning & laundry services .....	217	900	3 760	14	7	6	—	—	—	1	—	—	—	
81233	Linen & uniform supply .....	(C)	(D)	(D)	1	—	—	—	—	—	1	—	—	—	
813	Religious, grantmaking, civic, prof & like organizations .....	570	1 544	6 243	111	71	24	11	5	—	—	—	—	—	
8131	Religious organizations .....	301	811	3 216	52	27	14	9	2	—	—	—	—	—	
81311	Religious organizations .....	301	811	3 216	52	27	14	9	2	—	—	—	—	—	
813110	Religious organizations .....	301	811	3 216	52	27	14	9	2	—	—	—	—	—	
8134	Civic & social organizations .....	177	355	1 426	25	15	6	1	3	—	—	—	—	—	
81341	Civic & social organizations .....	177	355	1 426	25	15	6	1	3	—	—	—	—	—	
813410	Civic & social organizations .....	177	355	1 426	25	15	6	1	3	—	—	—	—	—	
<b>95</b>	<b>Auxiliaries (exc corporate, subsidiary &amp; regional mgt) .....</b>	<b>(A)</b>	<b>(D)</b>	<b>(D)</b>	<b>4</b>	<b>2</b>	<b>1</b>	<b>1</b>	—	—	—	—	—	—	
<b>99</b>	<b>Unclassified establishments .....</b>	<b>(C)</b>	<b>(D)</b>	<b>(D)</b>	<b>72</b>	<b>66</b>	<b>5</b>	<b>1</b>	—	—	—	—	—	—	
<b>NAVAJO</b>															
<b>Total .....</b>		<b>16 690</b>	<b>89 630</b>	<b>380 599</b>	<b>1 740</b>	<b>962</b>	<b>390</b>	<b>211</b>	<b>137</b>	<b>26</b>	<b>7</b>	<b>6</b>	<b>1</b>	—	
<b>11</b>	<b>Forestry, fishing, hunting, and agriculture support .....</b>	<b>(B)</b>	<b>(D)</b>	<b>(D)</b>	<b>9</b>	<b>6</b>	—	<b>2</b>	<b>1</b>	—	—	—	—	—	
<b>21</b>	<b>Mining .....</b>	<b>(F)</b>	<b>(D)</b>	<b>(D)</b>	<b>8</b>	<b>2</b>	—	<b>1</b>	<b>2</b>	—	<b>1</b>	<b>2</b>	—	—	
212	Mining (except oil & gas) .....	(F)	(D)	(D)	7	1	—	1	2	—	1	2	—	—	
2121	Coal mining .....	(F)	(D)	(D)	3	1	—	—	—	—	—	2	—	—	
21211	Coal mining .....	(F)	(D)	(D)	3	1	—	—	—	—	—	2	—	—	
2123	Nonmetallic mineral mining & quarrying .....	(C)	(D)	(D)	4	—	—	1	2	—	1	—	—	—	
21232	Sand, gravel, clay, refractory minerals mining .....	(C)	(D)	(D)	2	—	—	—	1	—	1	—	—	—	
<b>22</b>	<b>Utilities .....</b>	<b>462</b>	<b>7 300</b>	<b>26 308</b>	<b>17</b>	<b>10</b>	<b>2</b>	<b>3</b>	—	<b>1</b>	—	<b>1</b>	—	—	
221	Utilities .....	462	7 300	26 308	17	10	2	3	—	1	—	1	—	—	
2211	Elec pwr generation, transmsn & distribution ...	(E)	(D)	(D)	4	1	1	—	—	1	—	1	—	—	
22111	Electric power generation .....	(E)	(D)	(D)	1	—	—	—	—	—	—	1	—	—	
22112	Electric pwr transmsn, control & distribution ...	(C)	(D)	(D)	3	1	1	—	—	1	—	—	—	—	

See footnotes at end of table.



**Table 6. Counties—Employees, Payroll, and Establishments by Industry: 2000—Con.**

[Excludes most government employees, railroad employees, and self-employed persons. Size class 1 to 4 includes establishments with payroll, but no employees, during mid-March pay period. (D) denotes figures withheld to avoid disclosing data for individual companies; the data are included in broader industry totals. Detailed industries with 100 or more employees are shown if industry was not a (D). For explanation of terms, abbreviations, and data reliability/comparability, see introductory text]

NAICS code	Industry	Number of employees for week including March 12	Payroll (\$1,000)		Total number of establishments	Number of establishments by employment-size class								
			First quarter	Annual		1 to 4	5 to 9	10 to 19	20 to 49	50 to 99	100 to 249	250 to 499	500 to 999	1,000 or more
<b>NAVAJO—Con.</b>														
<b>23</b>	<b>Construction</b>	<b>1 615</b>	<b>6 968</b>	<b>31 185</b>	<b>307</b>	<b>190</b>	<b>74</b>	<b>28</b>	<b>15</b>	—	—	—	—	—
233	Building, developing & general contracting	628	2 532	10 758	129	81	31	12	5	—	—	—	—	—
2332	Residential building construction	(F)	(D)	(D)	108	66	26	12	4	—	—	—	—	—
23321	Single-family housing construction	544	2 157	9 182	105	63	26	12	4	—	—	—	—	—
233210	Single-family housing construction	544	2 157	9 182	105	63	26	12	4	—	—	—	—	—
234	Heavy construction	236	1 355	7 452	19	8	4	3	4	—	—	—	—	—
2341	Highway, street, bridge & tunnel construction	125	748	4 457	8	3	2	—	3	—	—	—	—	—
23411	Highway & street construction	125	748	4 457	8	3	2	—	3	—	—	—	—	—
234110	Highway & street construction	125	748	4 457	8	3	2	—	3	—	—	—	—	—
2349	Other heavy construction	111	607	2 995	11	5	2	3	1	—	—	—	—	—
235	Special trade contractors	751	3 081	12 975	159	101	39	13	6	—	—	—	—	—
2351	Plumbing, heating & AC contractor	187	876	3 520	45	30	11	3	1	—	—	—	—	—
23511	Plumbing, heating & AC contractor	187	876	3 520	45	30	11	3	1	—	—	—	—	—
235110	Plumbing, heating & AC contractor	187	876	3 520	45	30	11	3	1	—	—	—	—	—
2353	Electrical contractors	143	523	2 419	21	11	5	2	3	—	—	—	—	—
23531	Electrical contractors	143	523	2 419	21	11	5	2	3	—	—	—	—	—
235310	Electrical contractors	143	523	2 419	21	11	5	2	3	—	—	—	—	—
2354	Masonry, drywall, insulation, tile contractors	126	374	1 474	18	10	4	2	2	—	—	—	—	—
<b>31-33</b>	<b>Manufacturing</b>	<b>1 078</b>	<b>9 048</b>	<b>35 472</b>	<b>43</b>	<b>23</b>	<b>9</b>	<b>3</b>	<b>5</b>	<b>1</b>	—	<b>2</b>	—	—
321	Wood product mfg	518	3 028	11 459	11	3	1	1	4	1	—	1	—	—
3211	Sawmills & wood preservation	(E)	(D)	(D)	3	1	—	—	1	—	—	1	—	—
32111	Sawmills & wood preservation	(E)	(D)	(D)	3	1	—	—	1	—	—	1	—	—
3219	Other wood product mfg	(C)	(D)	(D)	8	2	1	1	3	1	—	—	—	—
32191	Millwork	133	653	2 238	5	1	1	—	2	1	—	—	—	—
322	Paper mfg	(E)	(D)	(D)	1	—	—	—	—	—	—	—	1	—
3221	Pulp, paper & paperboard mills	(E)	(D)	(D)	1	—	—	—	—	—	—	—	1	—
32212	Paper mills	(E)	(D)	(D)	1	—	—	—	—	—	—	—	1	—
<b>42</b>	<b>Wholesale trade</b>	<b>338</b>	<b>2 131</b>	<b>9 758</b>	<b>44</b>	<b>27</b>	<b>5</b>	<b>5</b>	<b>7</b>	—	—	—	—	—
421	Wholesale trade, durable goods	136	876	4 465	21	14	2	4	1	—	—	—	—	—
422	Wholesale trade, nondurable goods	202	1 255	5 293	23	13	3	1	6	—	—	—	—	—
<b>44-45</b>	<b>Retail trade</b>	<b>4 094</b>	<b>16 502</b>	<b>72 616</b>	<b>302</b>	<b>141</b>	<b>72</b>	<b>40</b>	<b>31</b>	<b>14</b>	<b>3</b>	<b>1</b>	—	—
441	Motor vehicle & parts dealers	485	3 092	14 287	37	15	11	5	4	2	—	—	—	—
4411	Automobile dealers	335	2 439	11 360	14	7	—	1	4	2	—	—	—	—
44111	New car dealers	327	2 409	11 211	9	2	—	1	4	2	—	—	—	—
441110	New car dealers	327	2 409	11 211	9	2	—	1	4	2	—	—	—	—
4413	Automotive parts, accessories & tire stores	137	580	2 645	19	5	10	4	—	—	—	—	—	—
444	Bldg material & garden equip & supp dealers	484	1 983	8 627	27	12	2	3	9	—	1	—	—	—
4441	Building material & supplies dealers	423	1 807	7 911	21	8	2	3	7	—	1	—	—	—
44419	Other building material dealers	382	1 655	7 067	14	4	1	1	7	—	1	—	—	—
444190	Other building material dealers	382	1 655	7 067	14	4	1	1	7	—	1	—	—	—
445	Food & beverage stores	991	3 601	16 766	34	6	8	4	6	9	1	—	—	—
4451	Grocery stores	964	3 543	16 436	29	4	6	3	6	9	1	—	—	—
44511	Grocery (except convenience) stores	913	3 434	15 958	24	2	5	2	5	9	1	—	—	—
445110	Grocery (except convenience) stores	913	3 434	15 958	24	2	5	2	5	9	1	—	—	—
447	Gasoline stations	637	2 144	8 858	65	21	26	11	6	1	—	—	—	—
4471	Gasoline stations	637	2 144	8 858	65	21	26	11	6	1	—	—	—	—
44711	Gasoline stations with convenience stores	378	1 186	5 024	47	12	22	11	2	—	—	—	—	—
447110	Gasoline stations with convenience stores	378	1 186	5 024	47	12	22	11	2	—	—	—	—	—
44719	Other gasoline stations	259	958	3 834	18	9	4	—	4	1	—	—	—	—
447190	Other gasoline stations	259	958	3 834	18	9	4	—	4	1	—	—	—	—
448	Clothing & clothing accessories stores	109	304	1 300	16	9	3	3	1	—	—	—	—	—
452	General merchandise stores	842	3 205	13 306	15	7	1	2	1	2	1	1	—	—
4521	Department stores	(F)	(D)	(D)	3	—	—	—	—	1	1	1	—	—
45211	Department stores	(F)	(D)	(D)	3	—	—	—	—	1	1	1	—	—
4529	Other general merchandise stores	(C)	(D)	(D)	12	7	1	2	1	1	—	—	—	—
45299	All other general merchandise stores	(C)	(D)	(D)	12	7	1	2	1	1	—	—	—	—
453	Miscellaneous store retailers	165	558	2 669	40	28	7	4	1	—	—	—	—	—
<b>48-49</b>	<b>Transportation &amp; warehousing</b>	<b>324</b>	<b>2 099</b>	<b>8 936</b>	<b>52</b>	<b>36</b>	<b>6</b>	<b>5</b>	<b>5</b>	—	—	—	—	—
484	Truck transportation	206	1 270	5 318	37	28	2	4	3	—	—	—	—	—
4841	General freight trucking	124	833	3 415	19	13	2	2	2	—	—	—	—	—
48412	General freight trucking, long-distance	107	756	2 983	12	6	2	2	2	—	—	—	—	—
<b>51</b>	<b>Information</b>	<b>228</b>	<b>1 750</b>	<b>8 141</b>	<b>28</b>	<b>12</b>	<b>9</b>	<b>3</b>	<b>4</b>	—	—	—	—	—
513	Broadcasting & telecommunications	140	1 392	6 396	17	6	7	2	2	—	—	—	—	—
<b>52</b>	<b>Finance &amp; insurance</b>	<b>422</b>	<b>2 270</b>	<b>9 154</b>	<b>74</b>	<b>41</b>	<b>21</b>	<b>11</b>	<b>1</b>	—	—	—	—	—
522	Credit intermediation & related activities	281	1 480	5 943	39	16	14	8	1	—	—	—	—	—
5221	Depository credit intermediation	245	1 358	5 422	31	10	14	6	1	—	—	—	—	—
52211	Commercial banking	231	1 300	5 179	28	9	12	6	1	—	—	—	—	—
522110	Commercial banking	231	1 300	5 179	28	9	12	6	1	—	—	—	—	—
524	Insurance carriers & related activities	133	624	2 526	30	20	7	3	—	—	—	—	—	—
5242	Agencies & other insurance related activities	(C)	(D)	(D)	27	19	6	2	—	—	—	—	—	—
52421	Insurance agencies & brokerages	(C)	(D)	(D)	26	18	6	2	—	—	—	—	—	—

See footnotes at end of table.

**Table 6. Counties—Employees, Payroll, and Establishments by Industry: 2000—Con.**

[Excludes most government employees, railroad employees, and self-employed persons. Size class 1 to 4 includes establishments with payroll, but no employees, during mid-March pay period. (D) denotes figures withheld to avoid disclosing data for individual companies; the data are included in broader industry totals. Detailed industries with 100 or more employees are shown if industry was not a (D). For explanation of terms, abbreviations, and data reliability/comparability, see introductory text]

NAICS code	Industry	Number of employees for week including March 12	Payroll (\$1,000)		Total number of establishments	Number of establishments by employment-size class								
			First quarter	Annual		1 to 4	5 to 9	10 to 19	20 to 49	50 to 99	100 to 249	250 to 499	500 to 999	1,000 or more
<b>NAVAJO—Con.</b>														
<b>53</b>	<b>Real estate &amp; rental &amp; leasing</b>	<b>332</b>	<b>1 726</b>	<b>7 933</b>	<b>88</b>	<b>65</b>	<b>16</b>	<b>5</b>	<b>1</b>	<b>1</b>	—	—	—	—
531	Real estate	220	1 057	4 998	69	57	8	2	1	1	—	—	—	—
5313	Activities related to real estate	109	524	2 698	19	13	4	1	—	1	—	—	—	—
532	Rental & leasing services	(C)	(D)	(D)	18	7	8	3	—	—	—	—	—	—
<b>54</b>	<b>Professional, scientific &amp; technical services</b>	<b>318</b>	<b>1 463</b>	<b>6 053</b>	<b>83</b>	<b>60</b>	<b>18</b>	<b>3</b>	<b>2</b>	—	—	—	—	—
541	Professional, scientific & technical services	318	1 463	6 053	83	60	18	3	2	—	—	—	—	—
5412	Accounting, tax prep, bookkeep, payroll services	138	468	1 394	24	16	5	1	2	—	—	—	—	—
54121	Accounting, tax prep, bookkeep, payroll services	138	468	1 394	24	16	5	1	2	—	—	—	—	—
<b>55</b>	<b>Management of companies &amp; enterprises</b>	<b>(B)</b>	<b>(D)</b>	<b>(D)</b>	<b>7</b>	<b>1</b>	<b>4</b>	<b>1</b>	<b>1</b>	—	—	—	—	—
<b>56</b>	<b>Admin. support, waste mgt, remediation services</b>	<b>274</b>	<b>996</b>	<b>4 603</b>	<b>63</b>	<b>43</b>	<b>14</b>	<b>4</b>	<b>2</b>	—	—	—	—	—
561	Administrative & support services	222	585	2 873	54	37	12	4	1	—	—	—	—	—
5617	Services to buildings & dwellings	130	282	1 332	30	21	6	2	1	—	—	—	—	—
<b>61</b>	<b>Educational services</b>	<b>508</b>	<b>2 641</b>	<b>10 372</b>	<b>14</b>	<b>2</b>	<b>2</b>	—	<b>7</b>	<b>3</b>	—	—	—	—
611	Educational services	508	2 641	10 372	14	2	2	—	7	3	—	—	—	—
6111	Elementary & secondary schools	501	2 625	10 296	11	—	1	—	7	3	—	—	—	—
61111	Elementary & secondary schools	501	2 625	10 296	11	—	1	—	7	3	—	—	—	—
611110	Elementary & secondary schools	501	2 625	10 296	11	—	1	—	7	3	—	—	—	—
<b>62</b>	<b>Health care and social assistance</b>	<b>2 060</b>	<b>12 310</b>	<b>55 518</b>	<b>151</b>	<b>68</b>	<b>49</b>	<b>21</b>	<b>7</b>	<b>2</b>	<b>3</b>	—	<b>1</b>	—
621	Ambulatory health care services	639	4 100	19 358	110	52	42	11	5	—	—	—	—	—
6211	Offices of physicians	208	1 447	7 771	35	16	12	6	1	—	—	—	—	—
62111	Offices of physicians	208	1 447	7 771	35	16	12	6	1	—	—	—	—	—
621111	Offices of physicians (exc mental health)	208	1 447	7 771	35	16	12	6	1	—	—	—	—	—
6212	Offices of dentists	145	807	3 758	29	13	14	2	—	—	—	—	—	—
62121	Offices of dentists	145	807	3 758	29	13	14	2	—	—	—	—	—	—
621210	Offices of dentists	145	807	3 758	29	13	14	2	—	—	—	—	—	—
6214	Outpatient care centers	162	1 024	5 184	14	3	5	2	4	—	—	—	—	—
622	Hospitals	1 000	6 826	30 699	4	—	—	—	—	1	2	—	1	—
6221	General medical & surgical hospitals	1 000	6 826	30 699	4	—	—	—	—	1	2	—	1	—
62211	General medical & surgical hospitals	1 000	6 826	30 699	4	—	—	—	—	1	2	—	1	—
622110	General medical & surgical hospitals	1 000	6 826	30 699	4	—	—	—	—	1	2	—	1	—
623	Nursing & residential care facilities	202	662	2 199	7	2	1	1	1	1	1	—	—	—
6231	Nursing care facilities	(C)	(D)	(D)	2	—	—	—	—	1	1	—	—	—
62311	Nursing care facilities	(C)	(D)	(D)	2	—	—	—	—	1	1	—	—	—
624	Social assistance	219	722	3 262	30	14	6	9	1	—	—	—	—	—
<b>71</b>	<b>Arts, entertainment &amp; recreation</b>	<b>192</b>	<b>835</b>	<b>4 912</b>	<b>19</b>	<b>9</b>	<b>3</b>	<b>3</b>	<b>4</b>	—	—	—	—	—
713	Amusement, gambling & recreation industries	(C)	(D)	(D)	15	6	3	3	3	—	—	—	—	—
7139	Other amusement & recreation industries	(C)	(D)	(D)	15	6	3	3	3	—	—	—	—	—
<b>72</b>	<b>Accommodation &amp; food services</b>	<b>2 575</b>	<b>5 631</b>	<b>25 583</b>	<b>224</b>	<b>81</b>	<b>45</b>	<b>56</b>	<b>39</b>	<b>3</b>	—	—	—	—
721	Accommodation	608	1 497	6 657	67	35	8	17	6	1	—	—	—	—
7211	Traveler accommodation	535	1 237	5 385	56	27	8	16	4	1	—	—	—	—
72111	Hotels (exc casino hotels) & motels	526	1 226	5 315	51	22	8	16	4	1	—	—	—	—
721110	Hotels (exc casino hotels) & motels	526	1 226	5 315	51	22	8	16	4	1	—	—	—	—
722	Food services & drinking places	1 967	4 134	18 926	157	46	37	39	33	2	—	—	—	—
7221	Full-service restaurants	1 071	2 188	10 353	77	18	16	25	17	1	—	—	—	—
72211	Full-service restaurants	1 071	2 188	10 353	77	18	16	25	17	1	—	—	—	—
722110	Full-service restaurants	1 071	2 188	10 353	77	18	16	25	17	1	—	—	—	—
7222	Limited-service eating places	734	1 577	7 107	57	18	12	12	14	1	—	—	—	—
72221	Limited-service eating places	734	1 577	7 107	57	18	12	12	14	1	—	—	—	—
722211	Limited-service restaurants	718	1 567	6 947	51	14	10	12	14	1	—	—	—	—
7223	Special food services	106	284	1 099	8	2	2	2	2	—	—	—	—	—
72231	Food service contractors	(C)	(D)	(D)	7	1	2	2	2	—	—	—	—	—
<b>81</b>	<b>Other services (except public administration)</b>	<b>767</b>	<b>2 588</b>	<b>11 297</b>	<b>169</b>	<b>113</b>	<b>37</b>	<b>16</b>	<b>2</b>	<b>1</b>	—	—	—	—
811	Repair & maintenance	299	1 310	5 617	63	43	8	12	—	—	—	—	—	—
8111	Automotive repair & maintenance	260	1 111	4 857	54	36	8	10	—	—	—	—	—	—
81111	Automotive mechanical & electrical R&M	160	684	3 049	36	24	7	5	—	—	—	—	—	—
812	Personal & laundry services	143	398	1 833	36	24	9	2	1	—	—	—	—	—
813	Religious, grantmaking, civic, prof & like organizations	325	880	3 847	70	46	20	2	1	1	—	—	—	—
8131	Religious organizations	194	490	2 032	37	26	8	1	1	1	—	—	—	—
81311	Religious organizations	194	490	2 032	37	26	8	1	1	1	—	—	—	—
813110	Religious organizations	194	490	2 032	37	26	8	1	1	1	—	—	—	—
<b>95</b>	<b>Auxiliaries (exc corporate, subsidiary &amp; regional mgt)</b>	<b>(B)</b>	<b>(D)</b>	<b>(D)</b>	<b>3</b>	<b>2</b>	—	—	<b>1</b>	—	—	—	—	—
<b>99</b>	<b>Unclassified establishments</b>	<b>(B)</b>	<b>(D)</b>	<b>(D)</b>	<b>35</b>	<b>30</b>	<b>4</b>	<b>1</b>	—	—	—	—	—	—

See footnotes at end of table.

**Table 6. Counties—Employees, Payroll, and Establishments by Industry: 2000—Con.**

[Excludes most government employees, railroad employees, and self-employed persons. Size class 1 to 4 includes establishments with payroll, but no employees, during mid-March pay period. (D) denotes figures withheld to avoid disclosing data for individual companies; the data are included in broader industry totals. Detailed industries with 100 or more employees are shown if industry was not a (D). For explanation of terms, abbreviations, and data reliability/comparability, see introductory text]

NAICS code	Industry	Number of employees for week including March 12	Payroll (\$1,000)		Total number of establishments	Number of establishments by employment-size class								
			First quarter	Annual		1 to 4	5 to 9	10 to 19	20 to 49	50 to 99	100 to 249	250 to 499	500 to 999	1,000 or more
<b>PIMA</b>														
	<b>Total</b> .....	<b>293 382</b>	<b>1 920 697</b>	<b>7 903 687</b>	<b>18 632</b>	<b>9 415</b>	<b>3 809</b>	<b>2 638</b>	<b>1 769</b>	<b>574</b>	<b>314</b>	<b>67</b>	<b>29</b>	<b>17</b>
<b>11</b>	<b>Forestry, fishing, hunting, and agriculture support</b> .....	(C)	(D)	(D)	21	14	6	—	—	1	—	—	—	—
115	Agriculture & forestry support activities .....	(C)	(D)	(D)	20	13	6	—	—	1	—	—	—	—
1151	Crop production support activities .....	115	668	2 935	11	7	3	—	—	1	—	—	—	—
11511	Crop production support activities .....	115	668	2 935	11	7	3	—	—	1	—	—	—	—
<b>21</b>	<b>Mining</b> .....	<b>1 741</b>	<b>17 866</b>	<b>71 299</b>	<b>33</b>	<b>17</b>	<b>5</b>	<b>7</b>	<b>1</b>	<b>—</b>	<b>1</b>	<b>—</b>	<b>2</b>	<b>—</b>
212	Mining (except oil & gas) .....	1 717	17 657	70 328	20	6	3	7	1	—	1	—	2	—
2122	Metal ore mining .....	(G)	(D)	(D)	10	3	1	3	—	—	1	—	2	—
21223	Copper, nickel, lead & zinc mining .....	(G)	(D)	(D)	9	2	1	3	—	—	1	—	2	—
<b>22</b>	<b>Utilities</b> .....	<b>1 809</b>	<b>25 774</b>	<b>98 208</b>	<b>25</b>	<b>12</b>	<b>6</b>	<b>2</b>	<b>1</b>	<b>2</b>	<b>—</b>	<b>1</b>	<b>—</b>	<b>1</b>
221	Utilities .....	1 809	25 774	98 208	25	12	6	2	1	2	—	1	—	1
2211	Elec pwr generation, transmsn & distribution ...	1 356	20 073	76 568	5	1	—	—	1	2	—	—	—	1
22111	Electric power generation .....	(G)	(D)	(D)	2	—	—	—	1	—	—	—	—	1
22112	Electric pwr transmsn, control & distribution ..	(C)	(D)	(D)	3	1	—	—	—	2	—	—	—	—
2212	Natural gas distribution .....	(E)	(D)	(D)	2	—	1	—	—	—	—	1	—	—
22121	Natural gas distribution .....	(E)	(D)	(D)	2	—	1	—	—	—	—	1	—	—
<b>23</b>	<b>Construction</b> .....	<b>24 780</b>	<b>168 723</b>	<b>705 815</b>	<b>1 932</b>	<b>998</b>	<b>368</b>	<b>275</b>	<b>195</b>	<b>65</b>	<b>23</b>	<b>6</b>	<b>2</b>	<b>—</b>
233	Building, developing & general contracting .....	4 673	38 615	163 139	578	350	115	66	35	10	1	—	1	—
2331	Land subdivision & land development .....	332	2 505	10 394	62	45	9	5	2	1	—	—	—	—
23311	Land subdivision & land development .....	332	2 505	10 394	62	45	9	5	2	1	—	—	—	—
233110	Land subdivision & land development .....	332	2 505	10 394	62	45	9	5	2	1	—	—	—	—
2332	Residential building construction .....	2 375	17 649	73 714	396	252	79	39	21	4	1	—	—	—
23321	Single-family housing construction .....	2 276	17 117	71 408	377	239	75	38	20	4	1	—	—	—
233210	Single-family housing construction .....	2 276	17 117	71 408	377	239	75	38	20	4	1	—	—	—
2333	Nonresidential building construction .....	1 966	18 461	79 031	120	53	27	22	12	5	—	—	1	—
23331	Mfg & industrial building construction .....	213	2 174	8 730	19	7	4	4	4	—	—	—	—	—
233310	Mfg & industrial building construction .....	213	2 174	8 730	19	7	4	4	4	—	—	—	—	—
23332	Commercial & institutional bldg construction ..	1 753	16 287	70 301	101	46	23	18	8	5	—	—	1	—
233320	Commercial & institutional bldg construction ..	1 753	16 287	70 301	101	46	23	18	8	5	—	—	1	—
234	Heavy construction .....	3 278	29 284	116 231	65	15	11	12	14	6	3	3	1	—
2341	Highway, street, bridge & tunnel construction ...	1 287	9 781	40 475	18	—	4	7	3	1	1	2	—	—
23411	Highway & street construction .....	1 287	9 781	40 475	18	—	4	7	3	1	1	2	—	—
234110	Highway & street construction .....	1 287	9 781	40 475	18	—	4	7	3	1	1	2	—	—
2349	Other heavy construction .....	1 991	19 503	75 756	47	15	7	5	11	5	2	1	1	—
23491	Water, sewer & pipeline construction .....	(F)	(D)	(D)	21	6	3	3	6	2	1	—	—	—
23493	Industrial nonbuilding structure construction ...	(F)	(D)	(D)	1	—	—	—	—	—	—	—	1	—
23499	All other heavy construction .....	702	7 275	27 684	22	7	4	2	5	2	1	1	—	—
234990	All other heavy construction .....	702	7 275	27 684	22	7	4	2	5	2	1	1	—	—
235	Special trade contractors .....	16 829	100 824	426 445	1 289	633	242	197	146	49	19	3	—	—
2351	Plumbing, heating & AC contractor .....	2 919	19 548	83 673	239	110	54	36	28	9	2	—	—	—
23511	Plumbing, heating & AC contractor .....	2 919	19 548	83 673	239	110	54	36	28	9	2	—	—	—
235110	Plumbing, heating & AC contractor .....	2 919	19 548	83 673	239	110	54	36	28	9	2	—	—	—
2352	Painting & wall covering contractors .....	953	4 967	19 347	122	70	27	14	8	2	1	—	—	—
23521	Painting & wall covering contractors .....	953	4 967	19 347	122	70	27	14	8	2	1	—	—	—
235210	Painting & wall covering contractors .....	953	4 967	19 347	122	70	27	14	8	2	1	—	—	—
2353	Electrical contractors .....	1 933	13 673	55 553	173	81	39	27	18	7	1	—	—	—
23531	Electrical contractors .....	1 933	13 673	55 553	173	81	39	27	18	7	1	—	—	—
235310	Electrical contractors .....	1 933	13 673	55 553	173	81	39	27	18	7	1	—	—	—
2354	Masonry, drywall, insulation, tile contractors ...	4 062	20 518	88 839	205	87	29	34	32	18	4	1	—	—
23541	Masonry & stone contractors .....	906	4 284	20 459	70	31	10	16	10	3	—	—	—	—
235410	Masonry & stone contractors .....	906	4 284	20 459	70	31	10	16	10	3	—	—	—	—
23542	Drywall, acoustical & insulation contractors ...	2 926	15 069	63 495	102	31	15	17	20	14	4	1	—	—
235420	Drywall, acoustical & insulation contractors ...	2 926	15 069	63 495	102	31	15	17	20	14	4	1	—	—
23543	Tile, marble, terrazzo & mosaic contractors ..	230	1 165	4 885	33	25	4	1	2	1	—	—	—	—
235430	Tile, marble, terrazzo & mosaic contractors ..	230	1 165	4 885	33	25	4	1	2	1	—	—	—	—
2355	Carpentry & floor contractors .....	1 998	11 661	45 625	149	86	21	21	14	2	4	1	—	—
23551	Carpentry contractors .....	1 768	10 514	41 059	115	64	16	17	11	2	4	1	—	—
235510	Carpentry contractors .....	1 768	10 514	41 059	115	64	16	17	11	2	4	1	—	—
23552	Floor laying & other floor contractors .....	230	1 147	4 566	34	22	5	4	3	—	—	—	—	—
235520	Floor laying & other floor contractors .....	230	1 147	4 566	34	22	5	4	3	—	—	—	—	—
2356	Roofing, siding, & sheet metal contractors .....	626	2 984	12 716	68	37	12	10	8	1	—	—	—	—
23561	Roofing, siding, & sheet metal contractors ...	626	2 984	12 716	68	37	12	10	8	1	—	—	—	—
235610	Roofing, siding, & sheet metal contractors ...	626	2 984	12 716	68	37	12	10	8	1	—	—	—	—
2357	Concrete contractors .....	1 845	11 377	51 221	89	25	15	25	15	4	5	—	—	—
23571	Concrete contractors .....	1 845	11 377	51 221	89	25	15	25	15	4	5	—	—	—
235710	Concrete contractors .....	1 845	11 377	51 221	89	25	15	25	15	4	5	—	—	—
2359	Other special trade contractors .....	2 448	15 813	68 157	235	131	43	29	23	6	2	1	—	—
23591	Structural steel erection contractors .....	193	2 162	7 425	16	6	2	4	4	—	—	—	—	—
235910	Structural steel erection contractors .....	193	2 162	7 425	16	6	2	4	4	—	—	—	—	—
23592	Glass & glazing contractors .....	274	1 913	8 359	12	5	2	1	2	1	1	—	—	—
235920	Glass & glazing contractors .....	274	1 913	8 359	12	5	2	1	2	1	1	—	—	—
23593	Excavation contractors .....	426	2 554	11 800	63	45	11	1	3	3	—	—	—	—
235930	Excavation contractors .....	426	2 554	11 800	63	45	11	1	3	3	—	—	—	—
23595	Bldg equip & oth mach installation contractor .	(C)	(D)	(D)	11	5	1	3	1	1	—	—	—	—
23599	All other special trade contractors .....	1 345	7 813	34 107	128	69	24	20	12	1	1	1	—	—
235990	All other special trade contractors .....	1 345	7 813	34 107	128	69	24	20	12	1	1	1	—	—

See footnotes at end of table.

**Table 6. Counties—Employees, Payroll, and Establishments by Industry: 2000—Con.**

[Excludes most government employees, railroad employees, and self-employed persons. Size class 1 to 4 includes establishments with payroll, but no employees, during mid-March pay period. (D) denotes figures withheld to avoid disclosing data for individual companies; the data are included in broader industry totals. Detailed industries with 100 or more employees are shown if industry was not a (D). For explanation of terms, abbreviations, and data reliability/comparability, see introductory text]

NAICS code	Industry	Number of employees for week including March 12	Payroll (\$1,000)		Total number of establishments	Number of establishments by employment-size class								
			First quarter	Annual		1 to 4	5 to 9	10 to 19	20 to 49	50 to 99	100 to 249	250 to 499	500 to 999	1,000 or more
<b>PIMA—Con.</b>														
<b>31-33</b>	<b>Manufacturing .....</b>	<b>31 925</b>	<b>355 941</b>	<b>1 456 066</b>	<b>764</b>	<b>296</b>	<b>155</b>	<b>116</b>	<b>105</b>	<b>44</b>	<b>36</b>	<b>6</b>	<b>2</b>	<b>4</b>
311	Food mfg .....	638	3 165	12 231	43	21	6	5	8	2	1	—	—	—
3114	Fruit & veg preserving & specialty food mfg ....	(C)	(D)	(D)	7	4	—	—	3	—	—	—	—	—
31142	Fruit & veg canning, pickling & drying .....	(C)	(D)	(D)	7	4	—	—	3	—	—	—	—	—
3116	Animal slaughtering & processing .....	103	554	2 251	7	5	—	1	—	1	—	—	—	—
31161	Animal slaughtering & processing .....	103	554	2 251	7	5	—	1	—	1	—	—	—	—
3118	Bakeries & tortilla mfg .....	377	1 795	7 012	23	11	3	3	4	1	1	—	—	—
31181	Bread & bakery product mfg .....	277	1 482	6 013	15	7	1	3	3	—	1	—	—	—
312	Beverage & tobacco product mfg .....	647	3 294	14 119	9	3	1	2	1	—	1	1	—	—
3121	Beverage mfg .....	647	3 294	14 119	9	3	1	2	1	—	1	1	—	—
31211	Soft drink & ice mfg .....	(F)	(D)	(D)	5	1	—	1	1	—	1	1	—	—
314	Textile product mills .....	(C)	(D)	(D)	9	5	2	1	—	1	—	—	—	—
3149	Other textile product mills .....	(C)	(D)	(D)	7	5	—	1	—	1	—	—	—	—
315	Apparel manufacturing .....	(C)	(D)	(D)	16	11	1	1	3	—	—	—	—	—
3152	Cut & sew apparel mfg .....	(C)	(D)	(D)	15	11	—	1	3	—	—	—	—	—
316	Leather & allied product mfg .....	(C)	(D)	(D)	10	4	4	1	—	1	—	—	—	—
321	Wood product mfg .....	566	3 273	13 455	21	6	6	2	3	3	1	—	—	—
3219	Other wood product mfg .....	(E)	(D)	(D)	20	6	6	2	3	2	1	—	—	—
32191	Millwork .....	425	2 460	10 294	12	4	3	—	2	2	1	—	—	—
321911	Wood window & door mfg .....	351	2 051	8 695	6	3	—	—	—	2	1	—	—	—
322	Paper mfg .....	(C)	(D)	(D)	2	—	—	—	—	2	—	—	—	—
3222	Converted paper product mfg .....	(C)	(D)	(D)	2	—	—	—	—	2	—	—	—	—
32221	Paperboard container mfg .....	(C)	(D)	(D)	2	—	—	—	—	2	—	—	—	—
323	Printing & related support activities .....	1 239	8 030	31 937	102	38	30	15	15	3	1	—	—	—
3231	Printing & related support activities .....	1 239	8 030	31 937	102	38	30	15	15	3	1	—	—	—
32311	Printing .....	(G)	(D)	(D)	91	32	27	13	15	3	1	—	—	—
323110	Commercial lithographic printing .....	844	5 717	23 041	45	12	11	8	10	3	1	—	—	—
323114	Quick printing .....	179	933	3 602	23	9	8	4	2	—	—	—	—	—
325	Chemical mfg .....	247	2 115	8 860	21	8	4	6	1	2	—	—	—	—
326	Plastics & rubber products mfg .....	1 180	8 276	31 593	39	9	3	9	10	7	1	—	—	—
3261	Plastics product mfg .....	922	6 405	24 448	31	8	2	7	8	5	1	—	—	—
32619	Other plastics product mfg .....	731	4 929	18 118	23	5	2	6	5	4	1	—	—	—
326199	All other plastics product mfg .....	605	4 194	15 162	18	4	2	4	4	3	1	—	—	—
3262	Rubber product mfg .....	258	1 871	7 145	8	1	1	2	2	2	—	—	—	—
32629	Other rubber product mfg .....	(C)	(D)	(D)	5	—	1	1	1	2	—	—	—	—
327	Nonmetallic mineral product mfg .....	1 753	15 838	61 502	51	11	7	10	14	3	6	—	—	—
3271	Clay product & refractory mfg .....	463	3 629	15 405	18	4	4	1	7	1	1	—	—	—
32711	Pottery, ceramics & plumbing fixture mfg .....	394	3 150	13 397	11	1	2	—	6	1	1	—	—	—
3273	Cement & concrete product mfg .....	1 107	10 991	40 215	21	3	1	6	4	2	5	—	—	—
32731	Cement mfg .....	(C)	(D)	(D)	1	—	—	—	—	—	1	—	—	—
32732	Ready-mix concrete mfg .....	602	5 735	23 771	8	1	—	—	3	1	3	—	—	—
327320	Ready-mix concrete mfg .....	602	5 735	23 771	8	1	—	—	3	1	3	—	—	—
32733	Concrete pipe, brick & block mfg .....	(C)	(D)	(D)	8	2	1	4	—	—	1	—	—	—
32739	Other concrete product mfg .....	(C)	(D)	(D)	4	—	—	2	1	1	—	—	—	—
3279	Other nonmetallic mineral product mfg .....	(C)	(D)	(D)	7	2	1	2	2	—	—	—	—	—
32799	All other nonmetallic mineral product mfg .....	(C)	(D)	(D)	7	2	1	2	2	—	—	—	—	—
331	Primary metal mfg .....	(C)	(D)	(D)	19	11	6	—	2	—	—	—	—	—
332	Fabricated metal product mfg .....	4 445	32 344	130 265	136	48	29	26	18	6	6	1	2	—
3323	Architectural & structural metals mfg .....	2 111	12 024	53 942	40	9	12	7	4	4	2	1	1	—
33231	Plate work & fabricated structural prod mfg .....	407	2 616	11 107	16	4	4	2	3	3	—	—	—	—
33232	Ornamental & architectural metal prod mfg .....	1 704	9 408	42 835	24	5	8	5	1	1	2	1	1	—
3325	Hardware mfg .....	(F)	(D)	(D)	3	1	—	—	1	—	—	—	1	—
33251	Hardware mfg .....	(F)	(D)	(D)	3	1	—	—	1	—	—	—	1	—
3327	Mach shops, turn prod, screw, nut, bolt mfg ....	872	7 935	30 724	46	18	9	9	6	1	3	—	—	—
33271	Machine shops .....	(F)	(D)	(D)	43	18	9	8	6	1	1	—	—	—
33272	Turned product & screw, nut & bolt mfg .....	(E)	(D)	(D)	3	—	—	1	—	—	2	—	—	—
3328	Coating, engrave, heat treating & oth activity ...	(C)	(D)	(D)	16	5	5	5	1	—	—	—	—	—
33281	Coating, engrave, heat treating & oth activity ...	(C)	(D)	(D)	16	5	5	5	1	—	—	—	—	—
3329	Other fabricated metal product mfg .....	(F)	(D)	(D)	22	12	1	3	4	1	1	—	—	—
33291	Metal valve mfg .....	376	4 970	17 817	5	2	—	—	1	1	1	—	—	—
33299	All other fabricated metal product mfg .....	(C)	(D)	(D)	17	10	1	3	3	—	—	—	—	—
333	Machinery mfg .....	1 640	16 781	70 593	42	9	6	9	8	3	6	1	—	—
3331	Ag, construction & mining machinery mfg .....	(E)	(D)	(D)	3	—	—	1	—	—	1	1	—	—
33311	Agricultural implement mfg .....	(E)	(D)	(D)	1	—	—	—	—	—	—	1	—	—
33313	Mining & oil & gas field machinery mfg .....	(C)	(D)	(D)	2	—	—	1	—	—	1	—	—	—
3333	Commercial & service industry machinery mfg ..	542	6 677	28 933	13	2	2	4	1	1	3	—	—	—
33331	Commercial & service industry machinery mfg ..	542	6 677	28 933	13	2	2	4	1	1	3	—	—	—
333314	Optical instrument & lens mfg .....	218	4 798	20 941	6	1	1	2	—	1	1	—	—	—
3335	Metalworking machinery mfg .....	274	2 261	8 782	11	2	3	—	4	2	—	—	—	—
33351	Metalworking machinery mfg .....	274	2 261	8 782	11	2	3	—	4	2	—	—	—	—
3339	Other general purpose machinery mfg .....	330	3 974	16 282	6	1	—	2	1	—	2	—	—	—
33399	All other general purpose machinery mfg .....	(E)	(D)	(D)	5	1	—	1	1	—	2	—	—	—

See footnotes at end of table.

**Table 6. Counties—Employees, Payroll, and Establishments by Industry: 2000—Con.**

[Excludes most government employees, railroad employees, and self-employed persons. Size class 1 to 4 includes establishments with payroll, but no employees, during mid-March pay period. (D) denotes figures withheld to avoid disclosing data for individual companies; the data are included in broader industry totals. Detailed industries with 100 or more employees are shown if industry was not a (D). For explanation of terms, abbreviations, and data reliability/comparability, see introductory text]

NAICS code	Industry	Number of employees for week including March 12	Payroll (\$1,000)		Total number of establishments	Number of establishments by employment-size class									
			First quarter	Annual		1 to 4	5 to 9	10 to 19	20 to 49	50 to 99	100 to 249	250 to 499	500 to 999	1,000 or more	
<b>PIMA—Con.</b>															
<b>31-33 Manufacturing—Con.</b>															
334	Computer & electronic product mfg . . . . .	4 602	54 580	234 166	62	17	11	10	10	5	6	1	—	2	
3341	Computer & peripheral equipment mfg . . . . .	(C)	(D)	(D)	8	3	1	—	2	2	—	—	—		
33411	Computer & peripheral equipment mfg . . . . .	(C)	(D)	(D)	8	3	1	—	2	2	—	—	—		
3342	Communications equipment mfg . . . . .	280	3 102	12 420	7	2	1	2	1	—	1	—	—		
33422	Radio, TV broadcast & wireless comm equip mfg . . . . .	(E)	(D)	(D)	5	1	1	1	1	—	1	—	—		
3344	Semiconductor & oth electronic component mfg . . . . .	2 042	24 229	105 557	21	5	4	3	4	1	3	—	1		
33441	Semiconductor & oth electronic component mfg . . . . .	2 042	24 229	105 557	21	5	4	3	4	1	3	—	1		
3345	Nav, measuring, medical, control instruments mfg . . . . .	1 831	21 447	96 116	21	6	5	3	2	2	1	1	—		
33451	Nav, measuring, medical, control instruments mfg . . . . .	1 831	21 447	96 116	21	6	5	3	2	2	1	1	—		
334515	Electricity measuring, testing instrument mfg . . . . .	109	1 220	4 577	5	1	1	1	1	1	—	—	—		
3346	Mfg & reproducing magnetic & optical media . . . . .	(C)	(D)	(D)	2	—	—	1	—	—	1	—	—		
33461	Mfg & reproducing magnetic & optical media . . . . .	(C)	(D)	(D)	2	—	—	1	—	—	1	—	—		
335	Electrical equip, appliance & component mfg . . . . .	408	3 840	15 897	16	6	5	1	2	—	2	—	—		
3359	Other electrical equipment & component mfg . . . . .	(E)	(D)	(D)	5	3	—	—	—	—	2	—	—		
33599	All oth electrical equipment & component mfg . . . . .	(E)	(D)	(D)	4	2	—	—	—	—	2	—	—		
336	Transportation equipment mfg . . . . .	(J)	(D)	(D)	16	9	—	1	1	1	1	1	—		
3363	Motor vehicle parts mfg . . . . .	(C)	(D)	(D)	6	5	—	—	—	—	1	—	—		
33639	Other motor vehicle parts mfg . . . . .	(C)	(D)	(D)	3	2	—	—	—	—	1	—	—		
3364	Aerospace product & parts mfg . . . . .	(J)	(D)	(D)	5	—	—	—	1	1	—	1	—		
33641	Aerospace product & parts mfg . . . . .	(J)	(D)	(D)	5	—	—	—	1	1	—	1	—		
337	Furniture & related product mfg . . . . .	(E)	(D)	(D)	51	29	12	6	1	3	—	—	—		
3371	HH & institutional furniture & kitchen cabinet mfg . . . . .	(E)	(D)	(D)	43	28	8	4	1	2	—	—	—		
33711	Wood kitchen cabinet & countertop mfg . . . . .	126	719	3 123	14	9	2	1	1	1	—	—	—		
337110	Wood kitchen cabinet & countertop mfg . . . . .	126	719	3 123	14	9	2	1	1	1	—	—	—		
33712	Household & institutional furniture mfg . . . . .	(C)	(D)	(D)	29	19	6	3	—	1	—	—	—		
339	Miscellaneous mfg . . . . .	1 561	12 319	52 122	94	49	20	11	7	2	4	1	—		
3391	Medical equipment & supplies mfg . . . . .	752	7 153	31 924	49	26	12	4	3	1	3	—	—		
33911	Medical equipment & supplies mfg . . . . .	752	7 153	31 924	49	26	12	4	3	1	3	—	—		
339112	Surgical & medical instrument mfg . . . . .	454	4 349	20 613	8	2	1	—	2	1	2	—	—		
339116	Dental laboratories . . . . .	116	647	2 699	33	21	11	1	—	—	—	—	—		
3399	Other miscellaneous mfg . . . . .	809	5 166	20 198	45	23	8	7	4	1	1	1	—		
33992	Sporting & athletic goods mfg . . . . .	(E)	(D)	(D)	6	3	—	1	—	1	—	1	—		
33995	Sign mfg . . . . .	251	1 676	8 093	23	12	4	5	1	—	1	—	—		
339950	Sign mfg . . . . .	251	1 676	8 093	23	12	4	5	1	—	1	—	—		
<b>42</b>	<b>Wholesale trade . . . . .</b>	<b>8 458</b>	<b>70 827</b>	<b>295 557</b>	<b>887</b>	<b>463</b>	<b>196</b>	<b>125</b>	<b>78</b>	<b>16</b>	<b>9</b>	—	—		
421	Wholesale trade, durable goods . . . . .	5 608	48 252	200 301	640	324	146	99	60	9	2	—	—		
4211	Motor vehicle, motor vehicle pt & supply whsle . . . . .	529	3 004	15 414	74	41	17	10	5	1	—	—	—		
42111	Automobile & other motor vehicle whsle . . . . .	161	886	5 719	18	15	1	—	1	1	—	—	—		
421110	Automobile & other motor vehicle whsle . . . . .	161	886	5 719	18	15	1	—	1	1	—	—	—		
42112	Motor vehicle supplies & new parts whsle . . . . .	194	1 189	5 499	27	13	8	3	3	—	—	—	—		
421120	Motor vehicle supplies & new parts whsle . . . . .	194	1 189	5 499	27	13	8	3	3	—	—	—	—		
42114	Motor vehicle parts (used) whsle . . . . .	(C)	(D)	(D)	26	12	8	6	—	—	—	—	—		
4212	Furniture & home furnishing whsle . . . . .	332	2 194	9 353	34	13	11	5	4	1	—	—	—		
42121	Furniture whsle . . . . .	(C)	(D)	(D)	11	6	1	1	3	—	—	—	—		
42122	Home furnishing whsle . . . . .	(C)	(D)	(D)	23	7	10	4	1	1	—	—	—		
4213	Lumber & other construction materials whsle . . . . .	284	2 136	8 319	36	21	7	4	3	1	—	—	—		
42139	Other construction material whsle . . . . .	131	945	3 583	10	6	1	—	2	1	—	—	—		
421390	Other construction material whsle . . . . .	131	945	3 583	10	6	1	—	2	1	—	—	—		
4214	Professional & commercial equip & supp whsle . . . . .	973	7 645	31 172	104	44	28	18	13	1	—	—	—		
42142	Office equipment whsle . . . . .	308	2 492	9 664	20	5	6	3	5	1	—	—	—		
421420	Office equipment whsle . . . . .	308	2 492	9 664	20	5	6	3	5	1	—	—	—		
42143	Computer & peripheral equip & software whsle . . . . .	248	2 289	9 025	35	15	12	6	2	—	—	—	—		
421430	Computer & peripheral equip & software whsle . . . . .	248	2 289	9 025	35	15	12	6	2	—	—	—	—		
42144	Other commercial equipment whsle . . . . .	145	830	3 458	14	4	5	2	3	—	—	—	—		
421440	Other commercial equipment whsle . . . . .	145	830	3 458	14	4	5	2	3	—	—	—	—		
42145	Medical, dental, hospital equip & supp whsle . . . . .	173	1 421	6 216	23	14	2	5	2	—	—	—	—		
421450	Medical, dental, hospital equip & supp whsle . . . . .	173	1 421	6 216	23	14	2	5	2	—	—	—	—		
4215	Metal & mineral (except petroleum) whsle . . . . .	263	2 067	8 586	35	14	10	9	2	—	—	—	—		
42151	Metal service centers & offices whsle . . . . .	238	1 899	7 899	31	13	8	8	2	—	—	—	—		
421510	Metal service centers & offices whsle . . . . .	238	1 899	7 899	31	13	8	8	2	—	—	—	—		
4216	Electrical goods whsle . . . . .	1 028	11 743	46 868	89	46	15	8	4	1	—	—	—		
42161	Elec equip, wiring supp, const material whsle . . . . .	(E)	(D)	(D)	37	16	7	9	5	—	—	—	—		
42169	Other electronic parts & equipment whsle . . . . .	646	8 051	30 363	44	25	5	6	3	4	1	—	—		
421690	Other electronic parts & equipment whsle . . . . .	646	8 051	30 363	44	25	5	6	3	4	1	—	—		
4217	Hardware, plumb & heating equip & sup whsle . . . . .	562	4 719	19 264	63	24	20	12	7	—	—	—	—		
42171	Hardware whsle . . . . .	258	2 051	8 518	26	11	6	5	4	—	—	—	—		
421710	Hardware whsle . . . . .	258	2 051	8 518	26	11	6	5	4	—	—	—	—		
42173	Warm air heating & AC equip & supplies whsle . . . . .	181	1 784	6 852	20	7	7	4	2	—	—	—	—		
421730	Warm air heating & AC equip & supplies whsle . . . . .	181	1 784	6 852	20	7	7	4	2	—	—	—	—		

See footnotes at end of table.

**Table 6. Counties—Employees, Payroll, and Establishments by Industry: 2000—Con.**

[Excludes most government employees, railroad employees, and self-employed persons. Size class 1 to 4 includes establishments with payroll, but no employees, during mid-March pay period. (D) denotes figures withheld to avoid disclosing data for individual companies; the data are included in broader industry totals. Detailed industries with 100 or more employees are shown if industry was not a (D). For explanation of terms, abbreviations, and data reliability/comparability, see introductory text]

NAICS code	Industry	Number of employees for week including March 12	Payroll (\$1,000)		Total number of establishments	Number of establishments by employment-size class											
			First quarter	Annual		1 to 4	5 to 9	10 to 19	20 to 49	50 to 99	100 to 249	250 to 499	500 to 999	1,000 or more			
<b>42</b>	<b>PIMA—Con.</b>																
	<b>Wholesale trade—Con.</b>																
421	Wholesale trade, durable goods—Con.																
4218	Machinery, equipment & supplies whsle . . . . .	1 277	12 873	52 319	131	69	25	22	13	1	1	—	—	—	—	—	—
42181	Const & mining (exc petroleum) equip whsle . . . . .	479	5 382	21 947	26	10	3	6	6	—	1	—	—	—	—	—	—
421810	Const & mining (exc petroleum) equip whsle . . . . .	479	5 382	21 947	26	10	3	6	6	—	1	—	—	—	—	—	—
42183	Industrial machinery & equipment whsle . . . . .	400	4 117	16 714	55	37	6	7	5	—	—	—	—	—	—	—	—
421830	Industrial machinery & equipment whsle . . . . .	400	4 117	16 714	55	37	6	7	5	—	—	—	—	—	—	—	—
42184	Industrial supplies whsle . . . . .	142	1 194	4 790	24	10	11	3	—	—	—	—	—	—	—	—	—
421840	Industrial supplies whsle . . . . .	142	1 194	4 790	24	10	11	3	—	—	—	—	—	—	—	—	—
42185	Service establishment equip & supplies whsle . . . . .	158	1 323	5 482	11	3	4	2	1	1	—	—	—	—	—	—	—
421850	Service establishment equip & supplies whsle . . . . .	158	1 323	5 482	11	3	4	2	1	1	—	—	—	—	—	—	—
4219	Miscellaneous durable goods whsle . . . . .	360	1 871	9 006	74	52	13	4	5	—	—	—	—	—	—	—	—
42193	Recyclable material whsle . . . . .	139	846	3 725	14	7	2	3	2	—	—	—	—	—	—	—	—
421930	Recyclable material whsle . . . . .	139	846	3 725	14	7	2	3	2	—	—	—	—	—	—	—	—
422	Wholesale trade, nondurable goods . . . . .	2 850	22 575	95 256	247	139	50	26	18	7	7	—	—	—	—	—	—
4221	Paper & paper product whsle . . . . .	240	2 171	7 346	30	16	11	2	—	—	1	—	—	—	—	—	—
42213	Industrial & personal service paper whsle . . . . .	149	1 110	4 520	8	4	2	1	—	—	1	—	—	—	—	—	—
422130	Industrial & personal service paper whsle . . . . .	149	1 110	4 520	8	4	2	1	—	—	1	—	—	—	—	—	—
4222	Drugs & druggists' sundries whsle . . . . .	(C)	(D)	(D)	8	8	2	4	—	1	—	—	—	—	—	—	—
42221	Drugs & druggists' sundries whsle . . . . .	(C)	(D)	(D)	15	8	2	4	—	1	—	—	—	—	—	—	—
4223	Apparel, piece goods & notions whsle . . . . .	241	2 104	8 699	25	16	5	2	1	—	1	—	—	—	—	—	—
42233	Women's, children's, infants' clothing whsle . . . . .	(C)	(D)	(D)	7	5	1	—	—	—	1	—	—	—	—	—	—
4224	Grocery & related product whsle . . . . .	1 050	7 389	33 535	63	35	6	6	11	2	3	—	—	—	—	—	—
42245	Confectionery whsle . . . . .	184	1 646	6 472	5	2	—	1	1	—	1	—	—	—	—	—	—
422450	Confectionery whsle . . . . .	184	1 646	6 472	5	2	—	1	1	—	1	—	—	—	—	—	—
42247	Meat & meat product whsle . . . . .	141	761	7 040	4	1	—	1	1	—	1	—	—	—	—	—	—
422470	Meat & meat product whsle . . . . .	141	761	7 040	4	1	—	1	1	—	1	—	—	—	—	—	—
42248	Fresh fruit & vegetable whsle . . . . .	230	1 203	4 705	7	3	—	—	2	—	2	—	—	—	—	—	—
422480	Fresh fruit & vegetable whsle . . . . .	230	1 203	4 705	7	3	—	—	2	—	2	—	—	—	—	—	—
42249	Other grocery & related products whsle . . . . .	365	2 325	9 616	29	16	5	3	4	—	1	—	—	—	—	—	—
422490	Other grocery & related products whsle . . . . .	365	2 325	9 616	29	16	5	3	4	—	1	—	—	—	—	—	—
4226	Chemical & allied products whsle . . . . .	197	2 182	8 582	25	12	8	3	1	1	—	—	—	—	—	—	—
42269	Other chemical & allied products whsle . . . . .	(C)	(D)	(D)	21	10	6	3	1	1	—	—	—	—	—	—	—
4227	Petroleum & petroleum products whsle . . . . .	139	1 657	7 072	11	5	2	2	1	1	—	—	—	—	—	—	—
42271	Petroleum bulk stations & terminals . . . . .	(C)	(D)	(D)	9	4	1	2	1	1	—	—	—	—	—	—	—
4228	Beer, wine, distilled alcoholic beverage whsle . . . . .	380	3 285	14 255	3	—	—	—	—	1	2	—	—	—	—	—	—
42281	Beer & ale whsle . . . . .	380	3 285	14 255	3	—	—	—	—	1	2	—	—	—	—	—	—
422810	Beer & ale whsle . . . . .	380	3 285	14 255	3	—	—	—	—	1	2	—	—	—	—	—	—
4229	Miscellaneous nondurable goods whsle . . . . .	437	2 363	9 588	73	45	16	7	4	1	—	—	—	—	—	—	—
42292	Book, periodical & newspaper whsle . . . . .	190	1 124	4 778	15	6	4	1	3	1	—	—	—	—	—	—	—
422920	Book, periodical & newspaper whsle . . . . .	190	1 124	4 778	15	6	4	1	3	1	—	—	—	—	—	—	—
42299	Other miscellaneous nondurable goods whsle . . . . .	128	575	2 270	32	23	6	2	1	—	—	—	—	—	—	—	—
422990	Other miscellaneous nondurable goods whsle . . . . .	128	575	2 270	32	23	6	2	1	—	—	—	—	—	—	—	—
<b>44-45</b>	<b>Retail trade . . . . .</b>	<b>42 326</b>	<b>217 228</b>	<b>894 726</b>	<b>2 772</b>	<b>1 073</b>	<b>798</b>	<b>490</b>	<b>249</b>	<b>75</b>	<b>72</b>	<b>14</b>	<b>1</b>				
441	Motor vehicle & parts dealers . . . . .	6 362	54 877	218 216	313	105	84	74	27	6	14	3	—	—	—	—	—
4411	Automobile dealers . . . . .	3 387	33 690	139 343	88	39	10	15	6	5	11	2	—	—	—	—	—
44111	New car dealers . . . . .	2 986	30 341	125 370	35	9	2	2	5	4	11	2	—	—	—	—	—
441110	New car dealers . . . . .	2 986	30 341	125 370	35	9	2	2	5	4	11	2	—	—	—	—	—
44112	Used car dealers . . . . .	401	3 349	13 973	53	30	8	13	1	1	—	—	—	—	—	—	—
441120	Used car dealers . . . . .	401	3 349	13 973	53	30	8	13	1	1	—	—	—	—	—	—	—
4412	Other motor vehicle dealers . . . . .	1 150	11 436	37 551	39	15	9	10	1	—	3	1	—	—	—	—	—
44121	Recreational vehicle dealers . . . . .	976	10 531	33 856	11	2	1	4	—	—	3	1	—	—	—	—	—
441210	Recreational vehicle dealers . . . . .	976	10 531	33 856	11	2	1	4	—	—	3	1	—	—	—	—	—
44122	Motorcycle & boat & other MV dealers . . . . .	174	905	3 695	28	13	8	6	1	—	—	—	—	—	—	—	—
441221	Motorcycle dealers . . . . .	124	690	2 692	16	6	5	4	1	—	—	—	—	—	—	—	—
4413	Automotive parts, accessories & tire stores . . . . .	1 825	9 751	41 322	186	51	65	49	20	1	—	—	—	—	—	—	—
44131	Automotive parts, accessories & tire stores . . . . .	1 395	7 349	30 484	133	37	41	37	17	1	—	—	—	—	—	—	—
441310	Automotive parts, accessories & tire stores . . . . .	1 395	7 349	30 484	133	37	41	37	17	1	—	—	—	—	—	—	—
44132	Tire dealers . . . . .	430	2 402	10 838	53	14	24	12	3	—	—	—	—	—	—	—	—
441320	Tire dealers . . . . .	430	2 402	10 838	53	14	24	12	3	—	—	—	—	—	—	—	—
442	Furniture & home furnishing stores . . . . .	1 968	11 132	46 288	182	94	36	29	17	3	3	—	—	—	—	—	—
4421	Furniture stores . . . . .	1 112	6 751	27 123	86	44	18	13	7	1	3	—	—	—	—	—	—
44211	Furniture stores . . . . .	1 112	6 751	27 123	86	44	18	13	7	1	3	—	—	—	—	—	—
442110	Furniture stores . . . . .	1 112	6 751	27 123	86	44	18	13	7	1	3	—	—	—	—	—	—
4422	Home furnishings stores . . . . .	856	4 381	19 165	96	50	18	16	10	2	—	—	—	—	—	—	—
44221	Floor covering stores . . . . .	538	3 080	13 580	43	15	10	10	6	2	—	—	—	—	—	—	—
442210	Floor covering stores . . . . .	538	3 080	13 580	43	15	10	10	6	2	—	—	—	—	—	—	—
44229	Other home furnishings stores . . . . .	318	1 301	5 585	53	35	8	6	4	—	—	—	—	—	—	—	—
442299	All other home furnishings stores . . . . .	295	1 193	5 144	42	24	8	6	4	—	—	—	—	—	—	—	—
443	Electronics & appliance stores . . . . .	1 161	6 357	25 993	122	66	33	11	6	4	2	—	—	—	—	—	—
4431	Electronics & appliance stores . . . . .	1 161	6 357	25 993	122	66	33	11	6	4	2	—	—	—	—	—	—
44311	Appliance, TV & all other electronics stores . . . . .	861	4 618	18 716	72	34	23	6	4	3	2	—	—	—	—	—	—
443112	Radio, television & other electronics stores . . . . .	787	4 226	17 013	56	22	22	4	3	3	2	—	—	—	—	—	—
44312	Computer & software stores . . . . .	260	1 580	6 669	40	26											

**Table 6. Counties—Employees, Payroll, and Establishments by Industry: 2000—Con.**

[Excludes most government employees, railroad employees, and self-employed persons. Size class 1 to 4 includes establishments with payroll, but no employees, during mid-March pay period. (D) denotes figures withheld to avoid disclosing data for individual companies; the data are included in broader industry totals. Detailed industries with 100 or more employees are shown if industry was not a (D). For explanation of terms, abbreviations, and data reliability/comparability, see introductory text]

NAICS code	Industry	Number of employees for week including March 12	Payroll (\$1,000)		Total number of establishments	Number of establishments by employment-size class									
			First quarter	Annual		1 to 4	5 to 9	10 to 19	20 to 49	50 to 99	100 to 249	250 to 499	500 to 999	1,000 or more	
<b>PIMA—Con.</b>															
<b>44-45 Retail trade—Con.</b>															
444	Bldg material & garden equip & supp dealers . . . . .	3 548	19 672	81 635	216	69	59	54	21	5	7	1	—	—	
4441	Building material & supplies dealers . . . . .	3 103	17 981	74 052	171	48	48	44	19	5	6	1	—	—	
44411	Home centers . . . . .	(G)	(D)	(D)	10	2	—	—	—	3	4	1	—	—	
44412	Paint & wallpaper stores . . . . .	(C)	(D)	(D)	15	4	8	3	—	—	—	—	—	—	
44413	Hardware stores . . . . .	574	2 273	9 478	38	10	9	13	4	1	1	—	—	—	
444130	Hardware stores . . . . .	574	2 273	9 478	38	10	9	13	4	1	1	—	—	—	
44419	Other building material dealers . . . . .	1 309	9 322	38 612	108	32	31	28	15	1	1	—	—	—	
444190	Other building material dealers . . . . .	1 309	9 322	38 612	108	32	31	28	15	1	1	—	—	—	
4442	Lawn & garden equip & supplies stores . . . . .	445	1 691	7 583	45	21	11	10	2	—	1	—	—	—	
44422	Nursery & garden centers . . . . .	421	1 578	7 188	39	17	9	10	2	—	1	—	—	—	
444220	Nursery & garden centers . . . . .	421	1 578	7 188	39	17	9	10	2	—	1	—	—	—	
445	Food & beverage stores . . . . .	6 938	35 393	146 804	254	93	52	25	30	28	26	—	—	—	
4451	Grocery stores . . . . .	6 489	33 958	140 565	173	47	29	17	26	28	26	—	—	—	
44511	Grocery (except convenience) stores . . . . .	6 231	33 070	136 525	133	32	12	10	25	28	26	—	—	—	
445110	Grocery (except convenience) stores . . . . .	6 231	33 070	136 525	133	32	12	10	25	28	26	—	—	—	
44512	Convenience stores . . . . .	258	888	4 040	40	15	17	7	1	—	—	—	—	—	
445120	Convenience stores . . . . .	258	888	4 040	40	15	17	7	1	—	—	—	—	—	
4452	Specialty food stores . . . . .	316	971	4 180	51	25	16	7	3	—	—	—	—	—	
44529	Other specialty food stores . . . . .	207	652	2 710	39	21	13	4	1	—	—	—	—	—	
4453	Beer, wine & liquor stores . . . . .	133	464	2 059	30	21	7	1	1	—	—	—	—	—	
44531	Beer, wine & liquor stores . . . . .	133	464	2 059	30	21	7	1	1	—	—	—	—	—	
445310	Beer, wine & liquor stores . . . . .	133	464	2 059	30	21	7	1	1	—	—	—	—	—	
446	Health & personal care stores . . . . .	2 178	12 487	52 149	177	74	41	16	42	4	—	—	—	—	
4461	Health & personal care stores . . . . .	2 178	12 487	52 149	177	74	41	16	42	4	—	—	—	—	
44611	Pharmacies & drug stores . . . . .	1 464	9 077	37 998	55	6	3	5	38	3	—	—	—	—	
446110	Pharmacies & drug stores . . . . .	1 464	9 077	37 998	55	6	3	5	38	3	—	—	—	—	
44612	Cosmetics, beauty supplies & perfume stores . . . . .	142	381	1 633	28	13	11	4	—	—	—	—	—	—	
446120	Cosmetics, beauty supplies & perfume stores . . . . .	142	381	1 633	28	13	11	4	—	—	—	—	—	—	
44613	Optical goods stores . . . . .	308	1 805	7 354	58	34	16	6	2	—	—	—	—	—	
446130	Optical goods stores . . . . .	308	1 805	7 354	58	34	16	6	2	—	—	—	—	—	
44619	Other health & personal care stores . . . . .	264	1 224	5 164	36	21	11	1	2	1	—	—	—	—	
446191	Food (health) supplement stores . . . . .	135	547	2 245	15	8	5	—	2	—	—	—	—	—	
446199	All other health & personal care stores . . . . .	129	677	2 919	21	13	6	1	—	1	—	—	—	—	
447	Gasoline stations . . . . .	2 274	8 579	36 037	264	27	153	80	4	—	—	—	—	—	
4471	Gasoline stations . . . . .	2 274	8 579	36 037	264	27	153	80	4	—	—	—	—	—	
44711	Gasoline stations with convenience stores . . . . .	1 812	6 610	27 891	213	19	126	67	1	—	—	—	—	—	
447110	Gasoline stations with convenience stores . . . . .	1 812	6 610	27 891	213	19	126	67	1	—	—	—	—	—	
44719	Other gasoline stations . . . . .	462	1 969	8 146	51	8	27	13	3	—	—	—	—	—	
447190	Other gasoline stations . . . . .	462	1 969	8 146	51	8	27	13	3	—	—	—	—	—	
448	Clothing & clothing accessories stores . . . . .	3 202	11 069	46 056	382	137	150	61	31	3	—	—	—	—	
4481	Clothing stores . . . . .	2 152	6 446	27 147	226	82	69	46	28	1	—	—	—	—	
44811	Men's clothing stores . . . . .	182	649	2 618	22	3	13	6	—	—	—	—	—	—	
448110	Men's clothing stores . . . . .	182	649	2 618	22	3	13	6	—	—	—	—	—	—	
44812	Women's clothing stores . . . . .	688	2 107	8 940	87	35	26	6	—	—	—	—	—	—	
448120	Women's clothing stores . . . . .	688	2 107	8 940	87	35	26	6	—	—	—	—	—	—	
44814	Family clothing stores . . . . .	937	2 628	11 157	66	19	15	12	19	1	—	—	—	—	
448140	Family clothing stores . . . . .	937	2 628	11 157	66	19	15	12	19	1	—	—	—	—	
44819	Other clothing stores . . . . .	179	553	2 237	20	7	5	6	2	—	—	—	—	—	
448190	Other clothing stores . . . . .	179	553	2 237	20	7	5	6	2	—	—	—	—	—	
4482	Shoe stores . . . . .	522	1 728	6 636	63	16	40	3	2	2	—	—	—	—	
44821	Shoe stores . . . . .	522	1 728	6 636	63	16	40	3	2	2	—	—	—	—	
448210	Shoe stores . . . . .	522	1 728	6 636	63	16	40	3	2	2	—	—	—	—	
4483	Jewelry, luggage & leather goods stores . . . . .	528	2 895	12 273	93	39	41	12	1	—	—	—	—	—	
44831	Jewelry stores . . . . .	(E)	(D)	(D)	83	36	35	12	—	—	—	—	—	—	
451	Sporting goods, hobby, book & music stores . . . . .	2 093	6 970	27 878	228	95	69	43	13	8	—	—	—	—	
4511	Sporting goods, hobby, musical instrument stores . . . . .	1 439	5 210	20 957	163	70	51	28	9	5	—	—	—	—	
45111	Sporting goods stores . . . . .	660	2 563	9 546	79	32	24	18	3	2	—	—	—	—	
451110	Sporting goods stores . . . . .	660	2 563	9 546	79	32	24	18	3	2	—	—	—	—	
45112	Hobby, toy & game stores . . . . .	479	1 410	6 259	44	23	12	3	3	3	—	—	—	—	
451120	Hobby, toy & game stores . . . . .	479	1 410	6 259	44	23	12	3	3	3	—	—	—	—	
45113	Sewing, needlework & piece goods stores . . . . .	157	495	2 217	21	7	9	4	1	—	—	—	—	—	
451130	Sewing, needlework & piece goods stores . . . . .	157	495	2 217	21	7	9	4	1	—	—	—	—	—	
45114	Musical instrument & supplies stores . . . . .	143	742	2 935	19	8	6	3	2	—	—	—	—	—	
451140	Musical instrument & supplies stores . . . . .	143	742	2 935	19	8	6	3	2	—	—	—	—	—	
4512	Book, periodical & music stores . . . . .	654	1 760	6 921	65	25	18	15	4	3	—	—	—	—	
45121	Book stores & news dealers . . . . .	428	1 252	4 847	44	21	13	5	2	3	—	—	—	—	
45122	Prerecorded tape, CD & record stores . . . . .	226	508	2 074	21	4	5	10	2	—	—	—	—	—	
451220	Prerecorded tape, CD & record stores . . . . .	226	508	2 074	21	4	5	10	2	—	—	—	—	—	
452	General merchandise stores . . . . .	7 146	27 929	117 008	68	18	5	5	7	4	19	10	—	—	
4521	Department stores . . . . .	5 351	19 848	82 008	28	—	—	—	—	4	18	6	—	—	
45211	Department stores . . . . .	5 351	19 848	82 008	28	—	—	—	—	4	18	6	—	—	
452110	Department stores . . . . .	5 351	19 848	82 008	28	—	—	—	—	4	18	6	—	—	
4529	Other general merchandise stores . . . . .	1 795	8 081	35 000	40	18	5	5	7	—	1	4	—	—	
45291	Warehouse clubs & superstores . . . . .	1 460	7 227	31 219	5	—	—	—	—	—	1	4	—	—	
452910	Warehouse clubs & superstores . . . . .	1 460	7 227	31 219	5	—	—	—	—	—	1	4	—	—	
45299	All other general merchandise stores . . . . .	335	854	3 781	35	18	5	5	7	—	—	—	—	—	
452990	All other general merchandise stores . . . . .	335	854	3 781	35	18	5	5	7	—	—	—	—	—	

See footnotes at end of table.

**Table 6. Counties—Employees, Payroll, and Establishments by Industry: 2000—Con.**

[Excludes most government employees, railroad employees, and self-employed persons. Size class 1 to 4 includes establishments with payroll, but no employees, during mid-March pay period. (D) denotes figures withheld to avoid disclosing data for individual companies; the data are included in broader industry totals. Detailed industries with 100 or more employees are shown if industry was not a (D). For explanation of terms, abbreviations, and data reliability/comparability, see introductory text]

NAICS code	Industry	Number of employees for week including March 12	Payroll (\$1,000)		Total number of establishments	Number of establishments by employment-size class								
			First quarter	Annual		1 to 4	5 to 9	10 to 19	20 to 49	50 to 99	100 to 249	250 to 499	500 to 999	1,000 or more
<b>PIMA—Con.</b>														
<b>44-45 Retail trade—Con.</b>														
453	Miscellaneous store retailers .....	3 735	14 598	59 971	457	239	100	72	38	8	—	—	—	—
4531	Florists .....	329	1 119	4 467	40	18	10	8	4	—	—	—	—	—
45311	Florists .....	329	1 119	4 467	40	18	10	8	4	—	—	—	—	—
453110	Florists .....	329	1 119	4 467	40	18	10	8	4	—	—	—	—	—
4532	Office supplies, stationery & gift stores .....	1 190	3 826	15 889	127	56	33	21	14	3	—	—	—	—
45321	Office supplies & stationery stores .....	352	1 612	6 677	21	4	5	4	7	1	—	—	—	—
453210	Office supplies & stationery stores .....	352	1 612	6 677	21	4	5	4	7	1	—	—	—	—
45322	Gift, novelty & souvenir stores .....	838	2 214	9 212	106	52	28	17	7	2	—	—	—	—
453220	Gift, novelty & souvenir stores .....	838	2 214	9 212	106	52	28	17	7	2	—	—	—	—
4533	Used merchandise stores .....	831	2 579	10 545	69	35	7	13	10	4	—	—	—	—
45331	Used merchandise stores .....	831	2 579	10 545	69	35	7	13	10	4	—	—	—	—
453310	Used merchandise stores .....	831	2 579	10 545	69	35	7	13	10	4	—	—	—	—
4539	Other miscellaneous store retailers .....	1 385	7 074	29 070	221	130	50	30	10	1	—	—	—	—
45391	Pet & pet supplies stores .....	274	930	3 894	29	13	6	6	4	—	—	—	—	—
453910	Pet & pet supplies stores .....	274	930	3 894	29	13	6	6	4	—	—	—	—	—
45392	Art dealers .....	108	483	1 870	23	17	2	3	1	—	—	—	—	—
453920	Art dealers .....	108	483	1 870	23	17	2	3	1	—	—	—	—	—
45393	Manufactured (mobile) home dealers .....	358	3 065	12 013	41	22	9	7	2	1	—	—	—	—
453930	Manufactured (mobile) home dealers .....	358	3 065	12 013	41	22	9	7	2	1	—	—	—	—
45399	All other miscellaneous store retailers .....	645	2 596	11 293	128	78	33	14	3	—	—	—	—	—
453991	Tobacco stores .....	229	804	3 103	51	33	13	5	—	—	—	—	—	—
453998	All other misc store retailers (exc tobacco) ..	416	1 792	8 190	77	45	20	9	3	—	—	—	—	—
454	Nonstore retailers .....	1 721	8 165	36 691	109	56	16	20	13	2	1	—	1	—
4541	Electronic shopping & mail-order houses .....	1 231	5 431	25 773	46	21	7	8	6	2	1	—	1	—
45411	Electronic shopping & mail-order houses .....	1 231	5 431	25 773	46	21	7	8	6	2	1	—	1	—
454110	Electronic shopping & mail-order houses .....	1 231	5 431	25 773	46	21	7	8	6	2	1	—	1	—
4542	Vending machine operators .....	136	510	2 113	16	8	2	4	2	—	—	—	—	—
45421	Vending machine operators .....	136	510	2 113	16	8	2	4	2	—	—	—	—	—
454210	Vending machine operators .....	136	510	2 113	16	8	2	4	2	—	—	—	—	—
4543	Direct selling establishments .....	354	2 224	8 805	47	27	7	8	5	—	—	—	—	—
45439	Other direct selling establishments .....	285	1 821	7 392	42	25	7	6	4	—	—	—	—	—
454390	Other direct selling establishments .....	285	1 821	7 392	42	25	7	6	4	—	—	—	—	—
<b>48-49</b>	<b>Transportation &amp; warehousing .....</b>	<b>5 194</b>	<b>34 423</b>	<b>143 217</b>	<b>329</b>	<b>171</b>	<b>52</b>	<b>40</b>	<b>44</b>	<b>16</b>	<b>4</b>	<b>1</b>	<b>1</b>	<b>—</b>
481	Air transportation .....	589	4 357	17 327	19	8	—	2	4	5	—	—	—	—
4811	Scheduled air transportation .....	(E)	(D)	(D)	11	4	—	—	2	5	—	—	—	—
48111	Scheduled air transportation .....	(E)	(D)	(D)	11	4	—	—	2	5	—	—	—	—
4812	Nonscheduled air transportation .....	(C)	(D)	(D)	8	4	—	2	2	—	—	—	—	—
48121	Nonscheduled air transportation .....	(C)	(D)	(D)	8	4	—	2	2	—	—	—	—	—
484	Truck transportation .....	1 373	9 412	40 421	151	85	26	19	17	3	1	—	—	—
4841	General freight trucking .....	524	4 016	16 999	67	38	11	9	8	1	—	—	—	—
48411	General freight trucking, local .....	116	708	3 172	24	16	4	3	1	—	—	—	—	—
484110	General freight trucking, local .....	116	708	3 172	24	16	4	3	1	—	—	—	—	—
48412	General freight trucking, long-distance .....	408	3 308	13 827	43	22	7	6	7	1	—	—	—	—
484121	General freight trucking, long-distance, TL ..	124	777	3 356	29	19	7	2	1	—	—	—	—	—
484122	General freight trucking, long-distance, LTL .....	284	2 531	10 471	14	3	—	4	6	1	—	—	—	—
4842	Specialized freight trucking .....	849	5 396	23 422	84	47	15	10	9	2	1	—	—	—
48421	Used household & office goods moving .....	349	1 994	8 600	24	13	2	4	4	—	1	—	—	—
484210	Used household & office goods moving .....	349	1 994	8 600	24	13	2	4	4	—	1	—	—	—
48422	Specialized freight (exc used) trucking, local ..	331	1 902	8 341	47	28	10	4	4	1	—	—	—	—
484220	Specialized freight (exc used) trucking, local ..	331	1 902	8 341	47	28	10	4	4	1	—	—	—	—
48423	Specialized freight (exc used) trucking, LDist ..	169	1 500	6 481	13	6	3	2	1	1	—	—	—	—
484230	Specialized freight (exc used) trucking, LDist ..	169	1 500	6 481	13	6	3	2	1	1	—	—	—	—
485	Transit & ground passenger transportation .....	1 291	6 481	27 968	40	15	7	6	4	6	1	1	—	—
4851	Urban transit systems .....	(F)	(D)	(D)	3	—	—	1	1	—	—	1	—	—
48511	Urban transit systems .....	(F)	(D)	(D)	3	—	—	1	1	—	—	1	—	—
4855	Charter bus industry .....	125	529	2 294	6	1	2	2	—	1	—	—	—	—
48551	Charter bus industry .....	125	529	2 294	6	1	2	2	—	1	—	—	—	—
485510	Charter bus industry .....	125	529	2 294	6	1	2	2	—	1	—	—	—	—
4859	Oth transit & ground passenger transportation ..	398	1 470	6 507	15	6	2	2	2	2	1	—	—	—
48599	Oth transit & ground passenger transportation ..	398	1 470	6 507	15	6	2	2	2	2	1	—	—	—
485991	Special needs transportation .....	280	1 124	5 044	9	4	—	1	2	1	1	—	—	—
485999	All other transit & ground passenger trans ..	118	346	1 463	6	2	2	1	—	1	—	—	—	—
488	Transportation support activities .....	1 260	9 367	34 239	64	30	14	7	10	1	1	—	1	—
4881	Air transportation support activities .....	872	7 212	25 188	24	8	7	2	5	—	—	—	1	—
48819	Other air transportation support activities .....	783	6 706	23 266	13	3	4	1	3	—	1	—	1	—
488190	Other air transportation support activities .....	783	6 706	23 266	13	3	4	1	3	—	1	—	1	—
4884	Road transportation support activities .....	(C)	(D)	(D)	17	4	6	4	3	—	—	—	—	—
48841	Motor vehicle towing .....	162	808	3 266	14	1	6	4	3	—	—	—	—	—
488410	Motor vehicle towing .....	162	808	3 266	14	1	6	4	3	—	—	—	—	—
4885	Freight transportation arrangement .....	103	800	3 401	19	16	1	1	1	—	—	—	—	—
48851	Freight transportation arrangement .....	103	800	3 401	19	16	1	1	1	—	—	—	—	—
488510	Freight transportation arrangement .....	103	800	3 401	19	16	1	1	1	—	—	—	—	—
492	Couriers & messengers .....	561	3 170	14 792	39	23	4	2	8	1	1	—	—	—
4921	Couriers .....	358	2 395	11 148	17	8	2	1	4	1	1	—	—	—
49211	Couriers .....	358	2 395	11 148	17	8	2	1	4	1	1	—	—	—
492110	Couriers .....	358	2 395	11 148	17	8	2	1	4	1	1	—	—	—
4922	Local messengers & local delivery .....	203	775	3 644	22	15	2	1	4	—	—	—	—	—
49221	Local messengers & local delivery .....	203	775	3 644	22	15	2	1	4	—	—	—	—	—
492210	Local messengers & local delivery .....	203	775	3 644	22	15	2	1	4	—	—	—	—	—

See footnotes at end of table.



**Table 6. Counties—Employees, Payroll, and Establishments by Industry: 2000—Con.**

[Excludes most government employees, railroad employees, and self-employed persons. Size class 1 to 4 includes establishments with payroll, but no employees, during mid-March pay period. (D) denotes figures withheld to avoid disclosing data for individual companies; the data are included in broader industry totals. Detailed industries with 100 or more employees are shown if industry was not a (D). For explanation of terms, abbreviations, and data reliability/comparability, see introductory text]

NAICS code	Industry	Number of employees for week including March 12	Payroll (\$1,000)		Total number of establishments	Number of establishments by employment-size class								
			First quarter	Annual		1 to 4	5 to 9	10 to 19	20 to 49	50 to 99	100 to 249	250 to 499	500 to 999	1,000 or more
<b>PIMA—Con.</b>														
<b>51</b>	<b>Information</b>	<b>7 533</b>	<b>70 403</b>	<b>287 154</b>	<b>294</b>	<b>139</b>	<b>46</b>	<b>41</b>	<b>34</b>	<b>20</b>	<b>11</b>	<b>1</b>	<b>1</b>	<b>1</b>
511	Publishing industries	3 379	33 398	134 654	95	48	18	12	9	5	1	—	1	1
5111	Newspaper, periodical, book, database publishers	1 524	9 947	40 315	62	33	8	10	6	4	—	—	1	—
51111	Newspaper publishers	1 126	5 709	23 937	18	4	3	5	3	2	—	—	1	—
511110	Newspaper publishers	1 126	5 709	23 937	18	4	3	5	3	2	—	—	1	—
51112	Periodical publishers	137	1 218	4 740	18	12	1	3	2	—	—	—	—	—
511120	Periodical publishers	137	1 218	4 740	18	12	1	3	2	—	—	—	—	—
51119	Other publishers	203	2 614	9 766	13	8	2	—	1	2	—	—	—	—
511199	All other publishers	203	2 614	9 766	13	8	2	—	1	2	—	—	—	—
5112	Software publishers	1 855	23 451	94 339	33	15	10	2	3	1	1	—	—	1
51121	Software publishers	1 855	23 451	94 339	33	15	10	2	3	1	1	—	—	1
511210	Software publishers	1 855	23 451	94 339	33	15	10	2	3	1	1	—	—	1
512	Motion picture & sound recording industries	457	1 035	4 517	37	23	2	5	5	2	—	—	—	—
5121	Motion picture & video industries	(E)	(D)	(D)	27	14	2	4	5	2	—	—	—	—
51213	Motion picture & video exhibition	380	619	2 764	10	—	—	3	5	2	—	—	—	—
513	Broadcasting & telecommunications	2 909	31 731	129 181	128	48	24	19	17	12	8	—	—	—
5131	Radio & television broadcasting	917	7 970	32 512	24	6	3	2	4	6	3	—	—	—
51311	Radio broadcasting	475	3 830	15 352	17	5	3	1	2	6	—	—	—	—
51312	Television broadcasting	442	4 140	17 160	7	1	—	1	2	—	3	—	—	—
513120	Television broadcasting	442	4 140	17 160	7	1	—	1	2	—	3	—	—	—
5132	Cable networks & program distribution	498	5 346	19 269	6	2	—	1	—	—	3	—	—	—
51322	Cable & other program distribution	(E)	(D)	(D)	5	2	—	—	—	—	3	—	—	—
5133	Telecommunications	1 494	18 415	77 400	98	40	21	16	13	6	2	—	—	—
51331	Wired telecommunications carriers	950	12 401	53 739	51	20	11	8	6	4	2	—	—	—
513310	Wired telecommunications carriers	950	12 401	53 739	51	20	11	8	6	4	2	—	—	—
51332	Wireless telecom carriers (exc satellite)	(E)	(D)	(D)	41	17	9	7	7	1	—	—	—	—
513322	Cellular & other wireless telecommunications	344	3 847	17 151	35	15	9	6	4	1	—	—	—	—
51339	Other telecommunications	(C)	(D)	(D)	6	3	1	1	—	1	—	—	—	—
514	Information & data processing services	788	4 239	18 802	34	20	2	5	3	1	2	1	—	—
5141	Information services	606	2 844	12 811	23	15	—	3	2	1	1	1	—	—
51419	Other information services	(F)	(D)	(D)	21	14	—	2	2	1	1	1	—	—
5142	Data processing services	182	1 395	5 991	11	5	2	2	1	—	1	—	—	—
51421	Data processing services	182	1 395	5 991	11	5	2	2	1	—	1	—	—	—
514210	Data processing services	182	1 395	5 991	11	5	2	2	1	—	1	—	—	—
<b>52</b>	<b>Finance &amp; insurance</b>	<b>8 487</b>	<b>82 997</b>	<b>320 096</b>	<b>1 129</b>	<b>721</b>	<b>181</b>	<b>154</b>	<b>50</b>	<b>18</b>	<b>4</b>	<b>—</b>	<b>1</b>	<b>—</b>
522	Credit intermediation & related activities	4 344	30 829	120 914	461	196	109	113	35	5	3	—	—	—
5221	Depository credit intermediation	3 068	20 602	75 866	265	82	59	92	26	4	2	—	—	—
52211	Commercial banking	2 352	16 450	57 671	197	57	37	76	24	1	2	—	—	—
522110	Commercial banking	2 352	16 450	57 671	197	57	37	76	24	1	2	—	—	—
52213	Credit unions	610	3 470	15 036	47	17	10	15	2	3	—	—	—	—
522130	Credit unions	610	3 470	15 036	47	17	10	15	2	3	—	—	—	—
5222	Nondepository credit intermediation	892	7 438	31 557	117	66	32	11	6	1	1	—	—	—
52229	Other nondepository credit intermediation	800	6 317	27 224	96	51	28	10	5	1	1	—	—	—
522292	Real estate credit	685	5 597	24 156	64	31	17	9	5	1	1	—	—	—
5223	Activities related to credit intermediation	384	2 789	13 491	79	48	18	10	3	—	—	—	—	—
52231	Mortgage & nonmortgage brokers	258	2 326	10 795	42	24	8	8	2	—	—	—	—	—
522310	Mortgage & nonmortgage brokers	258	2 326	10 795	42	24	8	8	2	—	—	—	—	—
52239	Other credit intermediation activities	(C)	(D)	(D)	35	22	10	2	1	—	—	—	—	—
523	Security, commodity contracts & like activity	1 199	24 639	90 281	169	119	20	19	6	5	—	—	—	—
5231	Securities brokerage	817	20 790	69 456	91	61	11	10	5	4	—	—	—	—
52312	Securities brokerage	751	19 223	63 261	80	53	10	9	4	4	—	—	—	—
523120	Securities brokerage	751	19 223	63 261	80	53	10	9	4	4	—	—	—	—
5239	Other financial investment activities	382	3 849	20 825	78	58	9	9	1	1	—	—	—	—
52392	Portfolio management	167	1 480	12 307	29	21	5	2	—	1	—	—	—	—
523920	Portfolio management	167	1 480	12 307	29	21	5	2	—	1	—	—	—	—
524	Insurance carriers & related activities	2 934	27 468	108 233	493	401	51	22	9	8	1	—	1	—
5241	Insurance carriers	1 450	17 230	65 391	114	84	12	8	5	4	—	—	1	—
52411	Direct life, health, medical insurance carriers	1 022	13 122	49 978	37	22	5	6	1	2	—	—	1	—
52412	Other direct insurance carriers	(E)	(D)	(D)	76	62	7	2	3	2	—	—	—	—
5242	Agencies & other insurance related activities	1 484	10 238	42 842	379	317	39	14	4	4	1	—	—	—
52421	Insurance agencies & brokerages	1 130	7 603	32 250	347	296	36	9	3	3	—	—	—	—
524210	Insurance agencies & brokerages	1 130	7 603	32 250	347	296	36	9	3	3	—	—	—	—
52429	Other insurance related activities	354	2 635	10 592	32	21	3	5	1	1	1	—	—	—
524292	Insurance & pension funds, third party admin	185	1 642	6 484	17	10	2	3	1	1	—	—	—	—
<b>53</b>	<b>Real estate &amp; rental &amp; leasing</b>	<b>6 816</b>	<b>38 566</b>	<b>161 477</b>	<b>1 003</b>	<b>644</b>	<b>188</b>	<b>108</b>	<b>49</b>	<b>10</b>	<b>2</b>	<b>2</b>	<b>—</b>	<b>—</b>
531	Real estate	4 908	28 453	120 377	817	579	132	69	27	6	2	2	—	—
5311	Lessors of real estate	1 646	6 517	28 626	331	246	52	20	9	3	1	—	—	—
53111	Lessors of residential buildings & dwellings	773	2 927	13 970	148	108	25	7	6	1	1	—	—	—
531110	Lessors of residential buildings & dwellings	773	2 927	13 970	148	108	25	7	6	1	1	—	—	—
53112	Lessors of nonres bldg (exc miniwarehouses)	390	1 925	8 160	76	56	12	4	3	1	—	—	—	—
531120	Lessors of nonres bldg (exc miniwarehouses)	390	1 925	8 160	76	56	12	4	3	1	—	—	—	—
53119	Lessors of other real estate property	413	1 437	5 574	77	52	15	9	—	1	—	—	—	—
531190	Lessors of other real estate property	413	1 437	5 574	77	52	15	9	—	1	—	—	—	—
5312	Offices of real estate agents & brokers	972	8 909	37 078	235	178	34	16	5	2	—	—	—	—
53121	Offices of real estate agents & brokers	972	8 909	37 078	235	178	34	16	5	2	—	—	—	—
531210	Offices of real estate agents & brokers	972	8 909	37 078	235	178	34	16	5	2	—	—	—	—

See footnotes at end of table.

**Table 6. Counties—Employees, Payroll, and Establishments by Industry: 2000—Con.**

[Excludes most government employees, railroad employees, and self-employed persons. Size class 1 to 4 includes establishments with payroll, but no employees, during mid-March pay period. (D) denotes figures withheld to avoid disclosing data for individual companies; the data are included in broader industry totals. Detailed industries with 100 or more employees are shown if industry was not a (D). For explanation of terms, abbreviations, and data reliability/comparability, see introductory text]

NAICS code	Industry	Number of employees for week including March 12	Payroll (\$1,000)		Total number of establishments	Number of establishments by employment-size class																		
			First quarter	Annual		1 to 4	5 to 9	10 to 19	20 to 49	50 to 99	100 to 249	250 to 499	500 to 999	1,000 or more										
<b>PIMA—Con.</b>																								
<b>53</b>	<b>Real estate &amp; rental &amp; leasing—Con.</b>																							
	Real estate—Con.																							
531	Activities related to real estate	2 290	13 027	54 673	251	155	46	33	13	1	1	2	—	—	—	—	—	—	—	—				
53131	Real estate property managers	1 971	10 579	42 581	153	81	32	25	11	1	1	2	—	—	—	—	—	—	—	—				
531311	Residential property managers	1 542	7 816	32 545	108	52	26	20	7	1	—	2	—	—	—	—	—	—	—	—				
531312	Nonresidential property managers	429	2 763	10 036	45	29	6	5	4	—	—	—	—	—	—	—	—	—	—	—				
53132	Offices of real estate appraisers	219	1 557	6 603	56	41	8	5	2	—	—	—	—	—	—	—	—	—	—	—				
531320	Offices of real estate appraisers	219	1 557	6 603	56	41	8	5	2	—	—	—	—	—	—	—	—	—	—	—				
53139	Other activities related to real estate	100	891	5 489	42	33	6	3	—	—	—	—	—	—	—	—	—	—	—	—				
531390	Other activities related to real estate	100	891	5 489	42	33	6	3	—	—	—	—	—	—	—	—	—	—	—	—				
532	Rental & leasing services	(G)	(D)	(D)	180	61	56	39	20	4	—	—	—	—	—	—	—	—	—	—				
5321	Automotive equipment rental & leasing	554	2 892	10 784	37	16	10	2	5	4	—	—	—	—	—	—	—	—	—	—				
53211	Passenger car rental & leasing	470	2 276	8 448	20	7	3	2	4	4	—	—	—	—	—	—	—	—	—	—				
5322	Consumer goods rental	857	3 318	13 880	96	30	28	30	8	—	—	—	—	—	—	—	—	—	—	—				
53223	Video tape & disc rental	464	1 163	4 799	49	9	16	22	2	—	—	—	—	—	—	—	—	—	—	—				
532230	Video tape & disc rental	464	1 163	4 799	49	9	16	22	2	—	—	—	—	—	—	—	—	—	—	—				
53229	Other consumer goods rental	328	1 886	8 004	32	13	6	7	6	—	—	—	—	—	—	—	—	—	—	—				
532299	All other consumer goods rental	219	1 114	4 469	21	7	5	5	4	—	—	—	—	—	—	—	—	—	—	—				
5323	General rental centers	145	905	3 626	20	5	11	3	1	—	—	—	—	—	—	—	—	—	—	—				
53231	General rental centers	145	905	3 626	20	5	11	3	1	—	—	—	—	—	—	—	—	—	—	—				
532310	General rental centers	145	905	3 626	20	5	11	3	1	—	—	—	—	—	—	—	—	—	—	—				
5324	Commercial, industrial equip rental & leasing	(E)	(D)	(D)	27	10	7	4	6	—	—	—	—	—	—	—	—	—	—	—				
53241	Const, trans, mining equip rental & leasing	157	1 197	4 610	10	3	1	3	3	—	—	—	—	—	—	—	—	—	—	—				
532412	Const, mining, forestry equip rental & leasing	157	1 197	4 610	10	3	1	3	3	—	—	—	—	—	—	—	—	—	—	—				
53249	Oth commercial, industrial equip rental, lease	138	1 133	4 760	14	5	5	1	3	—	—	—	—	—	—	—	—	—	—	—				
532490	Oth commercial, industrial equip rental, lease	138	1 133	4 760	14	5	5	1	3	—	—	—	—	—	—	—	—	—	—	—				
<b>54</b>	<b>Professional, scientific &amp; technical services</b>	<b>15 553</b>	<b>129 096</b>	<b>567 146</b>	<b>2 137</b>	<b>1 482</b>	<b>313</b>	<b>205</b>	<b>95</b>	<b>27</b>	<b>8</b>	<b>5</b>	<b>2</b>	—	—	—	—	—	—	—				
541	Professional, scientific & technical services	15 553	129 096	567 146	2 137	1 482	313	205	95	27	8	5	2	—	—	—	—	—	—	—				
5411	Legal services	2 322	22 627	107 061	510	393	55	41	18	2	1	—	—	—	—	—	—	—	—	—				
54111	Offices of lawyers	2 150	21 134	100 975	499	389	53	37	18	2	—	—	—	—	—	—	—	—	—	—				
541110	Offices of lawyers	2 150	21 134	100 975	499	389	53	37	18	2	—	—	—	—	—	—	—	—	—	—				
54119	Other legal services	172	1 493	6 056	11	4	2	4	—	—	1	—	—	—	—	—	—	—	—	—				
5412	Accounting, tax prep, bookkeep, payroll services	2 077	10 744	45 934	341	249	54	23	11	1	1	2	—	—	—	—	—	—	—	—				
54121	Accounting, tax prep, bookkeep, payroll services	2 077	10 744	45 934	341	249	54	23	11	1	1	2	—	—	—	—	—	—	—	—				
541211	Offices of certified public accountants	778	6 119	28 862	173	123	26	17	6	1	—	—	—	—	—	—	—	—	—	—				
541213	Tax preparation services	717	1 553	3 835	49	34	12	1	—	—	—	2	—	—	—	—	—	—	—	—				
541214	Payroll services	220	1 246	5 878	9	3	2	1	2	—	1	—	—	—	—	—	—	—	—	—				
541219	Other accounting services	362	1 826	7 359	110	89	14	4	3	—	—	—	—	—	—	—	—	—	—	—				
5413	Architectural, engineering & related services	2 956	28 154	127 017	390	225	77	52	30	4	2	—	—	—	—	—	—	—	—	—				
54131	Architectural services	506	4 086	18 715	99	60	18	20	1	—	—	—	—	—	—	—	—	—	—	—				
541310	Architectural services	506	4 086	18 715	99	60	18	20	1	—	—	—	—	—	—	—	—	—	—	—				
54132	Landscape architectural services	189	1 694	7 585	28	19	5	1	2	1	—	—	—	—	—	—	—	—	—	—				
541320	Landscape architectural services	189	1 694	7 585	28	19	5	1	2	1	—	—	—	—	—	—	—	—	—	—				
54133	Engineering services	1 919	19 961	90 536	199	110	35	24	25	3	2	—	—	—	—	—	—	—	—	—				
541330	Engineering services	1 919	19 961	90 536	199	110	35	24	25	3	2	—	—	—	—	—	—	—	—	—				
54137	Surveying, mapping (exc geophysical) services	171	1 352	5 575	31	16	11	3	1	—	—	—	—	—	—	—	—	—	—	—				
541370	Surveying, mapping (exc geophysical) services	171	1 352	5 575	31	16	11	3	1	—	—	—	—	—	—	—	—	—	—	—				
54138	Testing laboratories	113	772	3 426	12	2	6	3	1	—	—	—	—	—	—	—	—	—	—	—				
541380	Testing laboratories	113	772	3 426	12	2	6	3	1	—	—	—	—	—	—	—	—	—	—	—				
5414	Specialized design services	251	1 447	6 700	72	51	14	7	—	—	—	—	—	—	—	—	—	—	—	—				
54141	Interior design services	102	666	2 964	27	18	6	3	—	—	—	—	—	—	—	—	—	—	—	—				
541410	Interior design services	102	666	2 964	27	18	6	3	—	—	—	—	—	—	—	—	—	—	—	—				
54143	Graphic design services	125	646	3 128	40	30	7	3	—	—	—	—	—	—	—	—	—	—	—	—				
541430	Graphic design services	125	646	3 128	40	30	7	3	—	—	—	—	—	—	—	—	—	—	—	—				
5415	Computer systems design & related services	2 807	29 275	117 735	185	133	19	13	9	5	3	2	1	—	—	—	—	—	—	—				
54151	Computer systems design & related services	2 807	29 275	117 735	185	133	19	13	9	5	3	2	1	—	—	—	—	—	—	—				
541511	Custom computer programming services	686	6 909	26 664	75	51	8	7	4	4	1	—	—	—	—	—	—	—	—	—				
541512	Computer systems design services	2 000	21 039	84 931	73	51	9	3	4	1	2	2	1	—	—	—	—	—	—	—				
5416	Management, sci & tech consulting services	1 305	9 222	39 934	272	219	25	15	8	4	1	—	—	—	—	—	—	—	—	—				
54161	Management consulting services	965	6 410	28 136	185	148	16	11	6	3	1	—	—	—	—	—	—	—	—	—				
541611	Admin & gen management consulting services	555	3 306	15 749	87	67	9	4	4	3	—	—	—	—	—	—	—	—	—	—				
541612	Human res & exec search consulting services	158	1 019	3 471	29	25	2	1	—	—	1	—	—	—	—	—	—	—	—	—				
541613	Marketing consulting services	112	795	4 086	44	38	3	3	—	—	—	—	—	—	—	—	—	—	—	—				
54162	Environmental consulting services	186	1 383	5 595	28	21	4	1	1	1	—	—	—	—	—	—	—	—	—	—				
541620	Environmental consulting services	186	1 383	5 595	28	21	4	1	1	1	—	—	—	—	—	—	—	—	—	—				
54169	Oth scientific & technical consulting services	154	1 429	6 203	59	50	5	3	1	—	—	—	—	—	—	—	—	—	—	—				
541690	Oth scientific & technical consulting services	154	1 429	6 203	59	50	5	3	1	—	—	—	—	—	—	—	—	—	—	—				
5417	Scientific R&D services																							

**Table 6. Counties—Employees, Payroll, and Establishments by Industry: 2000—Con.**

[Excludes most government employees, railroad employees, and self-employed persons. Size class 1 to 4 includes establishments with payroll, but no employees, during mid-March pay period. (D) denotes figures withheld to avoid disclosing data for individual companies; the data are included in broader industry totals. Detailed industries with 100 or more employees are shown if industry was not a (D). For explanation of terms, abbreviations, and data reliability/comparability, see introductory text]

NAICS code	Industry	Number of employees for week including March 12	Payroll (\$1,000)		Total number of establishments	Number of establishments by employment-size class									
			First quarter	Annual		1 to 4	5 to 9	10 to 19	20 to 49	50 to 99	100 to 249	250 to 499	500 to 999	1,000 or more	
<b>PIMA—Con.</b>															
<b>54</b>	<b>Professional, scientific &amp; technical services—Con.</b>														
541	Professional, scientific & technical services—Con.				203										
5419	Oth professional, scientific, technical services	1 926	6 528	32 017		121	41	30	7	3	—	—	1	—	
54191	Marketing research & public opinion polling	838	1 411	6 522	10	5	1	1	—	2	—	—	1	—	
541910	Marketing research & public opinion polling	838	1 411	6 522	10	5	1	1	—	2	—	—	1	—	
54192	Photography studios, portrait	(C)	(D)	(D)	44	32	9	2	1	—	—	—	—	—	
541921	Photography studios, portrait	138	399	2 286	37	26	8	2	1	—	—	—	—	—	
54194	Veterinary services	734	3 467	14 168	88	32	25	25	6	—	—	—	—	—	
541940	Veterinary services	734	3 467	14 168	88	32	25	25	6	—	—	—	—	—	
54199	All oth prof, scientific & technical services	182	994	7 644	58	50	6	1	—	1	—	—	—	—	
541990	All oth prof, scientific & technical services	182	994	7 644	58	50	6	1	—	1	—	—	—	—	
<b>55</b>	<b>Management of companies &amp; enterprises</b>	<b>4 082</b>	<b>60 892</b>	<b>233 695</b>	<b>99</b>	<b>41</b>	<b>13</b>	<b>13</b>	<b>16</b>	<b>8</b>	<b>6</b>	<b>1</b>	<b>—</b>	<b>1</b>	
551	Management of companies & enterprises	4 082	60 892	233 695	99	41	13	13	16	8	6	1	—	1	
5511	Management of companies & enterprises	4 082	60 892	233 695	99	41	13	13	16	8	6	1	—	1	
55111	Management of companies & enterprises	4 082	60 892	233 695	99	41	13	13	16	8	6	1	—	1	
551114	Corp, subsidiary & regional managing offices	4 024	60 578	232 410	88	32	12	13	15	8	6	1	—	1	
<b>56</b>	<b>Admin. support, waste mgt, remediation services</b>	<b>31 235</b>	<b>127 119</b>	<b>528 465</b>	<b>1 110</b>	<b>577</b>	<b>203</b>	<b>126</b>	<b>89</b>	<b>51</b>	<b>44</b>	<b>8</b>	<b>9</b>	<b>3</b>	
561	Administrative & support services	30 870	124 392	516 497	1 082	565	196	122	86	49	44	8	9	3	
5611	Office administrative services	1 325	8 064	35 996	76	43	12	12	4	3	1	—	1	—	
56111	Office administrative services	1 325	8 064	35 996	76	43	12	12	4	3	1	—	1	—	
561110	Office administrative services	1 325	8 064	35 996	76	43	12	12	4	3	1	—	1	—	
5612	Facilities support services	(E)	(D)	(D)	15	6	5	1	1	1	1	—	—	—	
56121	Facilities support services	(E)	(D)	(D)	15	6	5	1	1	1	1	—	—	—	
5613	Employment services	12 401	47 116	203 813	111	21	11	6	18	19	26	6	3	1	
56131	Employment placement agencies	492	1 931	8 974	13	4	3	—	1	3	2	—	—	—	
561310	Employment placement agencies	492	1 931	8 974	13	4	3	—	1	3	2	—	—	—	
56132	Temporary help services	11 134	43 410	186 785	88	13	6	6	16	14	24	6	2	1	
561320	Temporary help services	11 134	43 410	186 785	88	13	6	6	16	14	24	6	2	1	
56133	Employee leasing services	775	1 775	8 054	10	4	2	—	1	2	—	—	1	—	
561330	Employee leasing services	775	1 775	8 054	10	4	2	—	1	2	—	—	1	—	
5614	Business support services	7 570	30 456	120 366	142	77	27	13	11	5	1	2	4	2	
56141	Document preparation services	(C)	(D)	(D)	14	11	1	—	1	1	—	—	—	—	
56142	Telephone call centers	5 918	22 065	83 621	22	6	1	5	1	2	—	2	3	2	
561421	Telephone answering services	2 762	12 738	50 479	7	1	—	3	—	—	—	2	1	—	
561422	Telemarketing bureaus	3 156	9 327	33 142	15	5	1	2	1	2	—	2	1	1	
56143	Business service centers	462	2 204	8 763	56	29	17	5	4	1	—	—	—	—	
561431	Private mail centers	101	316	1 353	25	16	8	1	—	—	—	—	—	—	
561439	Oth business service centers (incl copy shops)	361	1 888	7 410	31	13	9	4	4	1	—	—	—	—	
56144	Collection agencies	306	2 143	10 098	20	9	4	2	4	1	—	—	—	—	
561440	Collection agencies	306	2 143	10 098	20	9	4	2	4	1	—	—	—	—	
56145	Credit bureaus	(C)	(D)	(D)	5	—	4	—	—	—	1	—	—	—	
56149	Other business support services	636	2 709	13 210	25	22	—	1	1	—	—	—	1	—	
5615	Travel arrangement & reservation services	(F)	(D)	(D)	97	50	29	13	3	2	—	—	—	—	
56151	Travel agencies	443	2 321	9 073	73	37	26	7	2	1	—	—	—	—	
561510	Travel agencies	443	2 321	9 073	73	37	26	7	2	1	—	—	—	—	
56159	Oth travel arrangement & reservation services	131	955	3 340	11	5	2	3	—	1	—	—	—	—	
5616	Investigation & security services	1 798	5 688	25 472	73	34	17	8	6	3	5	—	—	—	
56161	Investigation, guard & armored car services	1 330	3 526	16 161	42	17	10	5	3	3	4	—	—	—	
561612	Security guards & patrol services	1 183	2 671	12 315	22	6	6	2	1	3	4	—	—	—	
56162	Security systems services	468	2 162	9 311	31	17	7	3	3	—	1	—	—	—	
561621	Security systems services (except locksmiths)	417	1 858	8 061	17	8	2	3	3	—	1	—	—	—	
5617	Services to buildings & dwellings	5 911	21 103	89 356	505	295	90	59	38	15	7	—	1	—	
56171	Exterminating & pest control services	714	3 431	14 801	54	25	12	6	7	4	—	—	—	—	
561710	Exterminating & pest control services	714	3 431	14 801	54	25	12	6	7	4	—	—	—	—	
56172	Janitorial services	2 375	6 369	24 929	175	100	29	22	12	6	6	—	—	—	
561720	Janitorial services	2 375	6 369	24 929	175	100	29	22	12	6	6	—	—	—	
56173	Landscaping services	2 455	9 753	42 893	204	121	36	27	13	5	1	—	1	—	
561730	Landscaping services	2 455	9 753	42 893	204	121	36	27	13	5	1	—	1	—	
56174	Carpet & upholstery cleaning services	228	969	3 846	42	28	8	2	4	—	—	—	—	—	
561740	Carpet & upholstery cleaning services	228	969	3 846	42	28	8	2	4	—	—	—	—	—	
56179	Other services to buildings & dwellings	139	581	2 887	30	21	5	2	2	—	—	—	—	—	
561790	Other services to buildings & dwellings	139	581	2 887	30	21	5	2	2	—	—	—	—	—	
5619	Other support services	832	7 030	21 536	63	39	5	10	5	1	3	—	—	—	
56199	All other support services	764	6 620	19 682	53	34	4	6	5	1	3	—	—	—	
561990	All other support services	764	6 620	19 682	53	34	4	6	5	1	3	—	—	—	
562	Waste management & remediation services	365	2 727	11 968	28	12	7	4	3	2	—	—	—	—	
5621	Waste collection	123	937	3 791	9	3	3	2	—	1	—	—	—	—	
56211	Waste collection	123	937	3 791	9	3	3	2	—	1	—	—	—	—	
5629	Remediation & oth waste management services	199	1 509	7 085	13	6	3	1	2	1	—	—	—	—	
56291	Remediation services	142	1 064	5 236	6	2	1	1	1	1	—	—	—	—	
562910	Remediation services	142	1 064	5 236	6	2	1	1	1	1	—	—	—	—	
<b>61</b>	<b>Educational services</b>	<b>4 017</b>	<b>18 900</b>	<b>81 538</b>	<b>246</b>	<b>103</b>	<b>53</b>	<b>43</b>	<b>31</b>	<b>9</b>	<b>5</b>	<b>2</b>	<b>—</b>	<b>—</b>	
611	Educational services	4 017	18 900	81 538	246	103	53	43	31	9	5	2	—	—	
6111	Elementary & secondary schools	1 808	7 892	32 549	81	12	31	17	13	5	2	1	—	—	
61111	Elementary & secondary schools	1 808	7 892	32 549	81	12	31	17	13	5	2	1	—	—	
611110	Elementary & secondary schools	1 808	7 892	32 549	81	12	31	17	13	5	2	1	—	—	
6112	Junior colleges	(E)	(D)	(D)	5	—	—	—	2	1	2	—	—	—	
61121	Junior colleges	(E)	(D)	(D)	5	—	—	—	2	1	2	—	—	—	

See footnotes at end of table.

**Table 6. Counties—Employees, Payroll, and Establishments by Industry: 2000—Con.**

[Excludes most government employees, railroad employees, and self-employed persons. Size class 1 to 4 includes establishments with payroll, but no employees, during mid-March pay period. (D) denotes figures withheld to avoid disclosing data for individual companies; the data are included in broader industry totals. Detailed industries with 100 or more employees are shown if industry was not a (D). For explanation of terms, abbreviations, and data reliability/comparability, see introductory text]

NAICS code	Industry	Number of employees for week including March 12	Payroll (\$1,000)		Total number of establishments	Number of establishments by employment-size class									
			First quarter	Annual		1 to 4	5 to 9	10 to 19	20 to 49	50 to 99	100 to 249	250 to 499	500 to 999	1,000 or more	
<b>61</b>	<b>PIMA—Con.</b>														
	<b>Educational services—Con.</b>														
611	Educational services—Con.				8	5	1	1	—	—	—	—	1	—	—
6113	Colleges, universities & professional schools ...	(E)	(D)	(D)	8	5	1	1	—	—	—	—	1	—	—
61131	Colleges, universities & professional schools .	(E)	(D)	(D)	8	5	1	1	—	—	—	—	1	—	—
6114	Business schools & computer & mgt training ...	233	1 827	7 754	22	13	2	2	4	1	—	—	—	—	—
61142	Computer training . . . . .	160	1 596	6 607	13	6	1	2	4	—	—	—	—	—	—
611420	Computer training . . . . .	160	1 596	6 607	13	6	1	2	4	—	—	—	—	—	—
6115	Technical & trade schools . . . . .	378	2 540	11 217	21	6	5	5	3	1	1	—	—	—	—
61151	Technical & trade schools . . . . .	378	2 540	11 217	21	6	5	5	3	1	1	—	—	—	—
611512	Flight training . . . . .	232	1 941	8 672	8	2	1	3	—	1	1	—	—	—	—
611519	Other technical & trade schools . . . . .	106	451	1 956	7	1	2	1	3	—	—	—	—	—	—
6116	Other schools & instruction . . . . .	573	1 977	9 190	87	55	12	12	7	1	—	—	—	—	—
61161	Fine arts schools . . . . .	(C)	(D)	(D)	23	16	3	3	1	—	—	—	—	—	—
61162	Sports & recreation instruction . . . . .	132	350	1 788	28	21	3	1	3	—	—	—	—	—	—
611620	Sports & recreation instruction . . . . .	132	350	1 788	28	21	3	1	3	—	—	—	—	—	—
61169	All other schools & instruction . . . . .	322	1 282	5 798	35	18	6	7	3	1	—	—	—	—	—
611699	All other miscellaneous schools & instruction . . . . .	213	978	4 451	23	14	3	3	2	1	—	—	—	—	—
6117	Educational support services . . . . .	173	805	4 141	22	12	2	6	2	—	—	—	—	—	—
61171	Educational support services . . . . .	173	805	4 141	22	12	2	6	2	—	—	—	—	—	—
611710	Educational support services . . . . .	173	805	4 141	22	12	2	6	2	—	—	—	—	—	—
<b>62</b>	<b>Health care and social assistance . . . . .</b>	<b>41 034</b>	<b>287 368</b>	<b>1 210 886</b>	<b>1 982</b>	<b>924</b>	<b>468</b>	<b>295</b>	<b>178</b>	<b>60</b>	<b>36</b>	<b>12</b>	<b>3</b>	<b>6</b>	
621	Ambulatory health care services . . . . .	13 432	123 232	562 307	1 384	745	330	177	90	25	14	3	—	—	
6211	Offices of physicians . . . . .	5 433	66 290	319 267	632	357	139	81	44	5	5	1	—	—	
62111	Offices of physicians . . . . .	5 433	66 290	319 267	632	357	139	81	44	5	5	1	—	—	
621111	Offices of physicians (exc mental health) . . .	5 384	65 872	316 919	607	334	137	81	44	5	5	1	—	—	
6212	Offices of dentists . . . . .	2 036	18 788	81 263	305	127	113	56	8	1	—	—	—	—	
62121	Offices of dentists . . . . .	2 036	18 788	81 263	305	127	113	56	8	1	—	—	—	—	
621210	Offices of dentists . . . . .	2 036	18 788	81 263	305	127	113	56	8	1	—	—	—	—	
6213	Offices of other health practitioners . . . . .	(F)	(D)	(D)	258	196	44	18	—	—	—	—	—	—	
62131	Offices of chiropractors . . . . .	209	893	3 861	91	76	15	—	—	—	—	—	—	—	
621310	Offices of chiropractors . . . . .	209	893	3 861	91	76	15	—	—	—	—	—	—	—	
62132	Offices of optometrists . . . . .	194	1 495	6 104	41	25	10	6	—	—	—	—	—	—	
621320	Offices of optometrists . . . . .	194	1 495	6 104	41	25	10	6	—	—	—	—	—	—	
62134	Offices of PT, OT, speech therapy & audiology . . . . .	208	1 238	5 540	47	30	10	7	—	—	—	—	—	—	
621340	Offices of PT, OT, speech therapy & audiology . . . . .	208	1 238	5 540	47	30	10	7	—	—	—	—	—	—	
62139	Offices of all other health practitioners . . . .	166	986	5 206	47	34	9	4	—	—	—	—	—	—	
6214	Outpatient care centers . . . . .	2 364	17 051	72 264	80	27	12	13	13	11	2	2	—	—	
62142	Outpatient mental health, substance abuse ctrs . . . . .	(F)	(D)	(D)	32	15	3	5	4	4	1	—	—	—	
62149	Other outpatient care centers . . . . .	1 601	11 960	50 485	44	11	7	8	8	7	1	2	—	—	
621498	All other outpatient care centers . . . . .	1 196	9 515	40 666	32	9	4	8	5	3	1	2	—	—	
6215	Medical & diagnostic laboratories . . . . .	426	4 046	18 032	39	16	12	4	6	1	—	—	—	—	
62151	Medical & diagnostic laboratories . . . . .	426	4 046	18 032	39	16	12	4	6	1	—	—	—	—	
621511	Medical laboratories . . . . .	142	1 563	7 505	20	7	10	2	1	—	—	—	—	—	
621512	Diagnostic Imaging centers . . . . .	284	2 483	10 527	19	9	2	2	5	1	—	—	—	—	
6216	Home health care services . . . . .	1 475	6 970	28 515	49	16	9	4	10	6	4	—	—	—	
62161	Home health care services . . . . .	1 475	6 970	28 515	49	16	9	4	10	6	4	—	—	—	
621610	Home health care services . . . . .	1 475	6 970	28 515	49	16	9	4	10	6	4	—	—	—	
6219	Other ambulatory health care services . . . . .	(F)	(D)	(D)	21	6	1	1	9	1	3	—	—	—	
62191	Ambulance services . . . . .	(E)	(D)	(D)	10	2	—	—	5	1	2	—	—	—	
62199	All other ambulatory health care services . . .	(E)	(D)	(D)	11	4	1	1	4	—	1	—	—	—	
622	Hospitals . . . . .	(J)	(D)	(D)	18	1	1	—	—	3	1	3	3	6	
6221	General medical & surgical hospitals . . . . .	14 016	108 446	419 693	14	1	1	—	—	1	1	1	3	6	
62211	General medical & surgical hospitals . . . . .	14 016	108 446	419 693	14	1	1	—	—	1	1	1	3	6	
622110	General medical & surgical hospitals . . . . .	14 016	108 446	419 693	14	1	1	—	—	1	1	1	3	6	
6222	Psychiatric & substance abuse hospitals . . . .	(E)	(D)	(D)	2	—	—	—	—	1	—	1	—	—	
62221	Psychiatric & substance abuse hospitals . . . .	(E)	(D)	(D)	2	—	—	—	—	1	—	1	—	—	
6223	Other specialty hospitals . . . . .	(E)	(D)	(D)	2	—	—	—	—	1	—	1	—	—	
62231	Other specialty hospitals . . . . .	(E)	(D)	(D)	2	—	—	—	—	1	—	1	—	—	
623	Nursing & residential care facilities . . . . .	5 659	25 605	105 182	226	71	79	31	16	11	14	4	—	—	
6231	Nursing care facilities . . . . .	2 539	11 685	47 102	31	10	4	—	2	3	10	2	—	—	
62311	Nursing care facilities . . . . .	2 539	11 685	47 102	31	10	4	—	2	3	10	2	—	—	
623110	Nursing care facilities . . . . .	2 539	11 685	47 102	31	10	4	—	2	3	10	2	—	—	
6232	Residential mental retardation, health facil . . . .	832	4 907	20 314	53	11	27	6	7	—	2	—	—	—	
62321	Residential mental retardation facilities . . . .	295	1 338	5 498	33	5	24	1	3	—	—	—	—	—	
623210	Residential mental retardation facilities . . . .	295	1 338	5 498	33	5	24	1	3	—	—	—	—	—	
62322	Residential mental health, subst abuse facil . .	537	3 569	14 816	20	6	3	5	4	—	2	—	—	—	
623220	Residential mental health, subst abuse facil . . . . .	537	3 569	14 816	20	6	3	5	4	—	2	—	—	—	
6233	Community care facilities for the elderly . . . . .	1 734	6 131	26 368	109	44	32	20	5	5	1	2	—	—	
62331	Community care facilities for the elderly . . . . .	1 734	6 131	26 368	109	44	32	20	5	5	1	2	—	—	
623311	Continuing care retirement communities . . .	573	2 188	9 973	12	4	1	3	—	2	1	1	—	—	
623312	Homes for the elderly . . . . .	1 161	3 943	16 395	97	40	31	17	5	3	—	1	—	—	
6239	Other residential care facilities . . . . .	554	2 882	11 398	33	6	16	5	2	3	1	—	—	—	
62399	Other residential care facilities . . . . .	554	2 882	11 398	33	6	16	5	2	3	1	—	—	—	
623990	Other residential care facilities . . . . .	554	2 882	11 398	33	6	16	5	2	3	1	—	—	—	

See footnotes at end of table.

**Table 6. Counties—Employees, Payroll, and Establishments by Industry: 2000—Con.**

[Excludes most government employees, railroad employees, and self-employed persons. Size class 1 to 4 includes establishments with payroll, but no employees, during mid-March pay period. (D) denotes figures withheld to avoid disclosing data for individual companies; the data are included in broader industry totals. Detailed industries with 100 or more employees are shown if industry was not a (D). For explanation of terms, abbreviations, and data reliability/comparability, see introductory text]

NAICS code	Industry	Number of employees for week including March 12	Payroll (\$1,000)		Total number of establishments	Number of establishments by employment-size class									
			First quarter	Annual		1 to 4	5 to 9	10 to 19	20 to 49	50 to 99	100 to 249	250 to 499	500 to 999	1,000 or more	
<b>PIMA—Con.</b>															
<b>62 Health care and social assistance—Con.</b>															
624	Social assistance .....	(I)	(D)	(D)	354	107	58	87	72	21	7	2	—	—	
6241	Individual & family services .....	2 508	10 986	44 800	146	64	25	24	21	9	2	1	—	—	
62411	Child & youth services .....	906	4 596	18 237	34	12	3	10	3	5	—	1	—	—	
624110	Child & youth services .....	906	4 596	18 237	34	12	3	10	3	5	—	1	—	—	
62412	Services for elderly & disabled persons .....	636	2 314	9 815	34	14	7	5	6	—	2	—	—	—	
624120	Services for elderly & disabled persons .....	636	2 314	9 815	34	14	7	5	6	—	2	—	—	—	
62419	Other individual & family services .....	966	4 076	16 748	78	38	15	9	12	4	—	—	—	—	
624190	Other individual & family services .....	966	4 076	16 748	78	38	15	9	12	4	—	—	—	—	
6242	Community, emergency & other relief services ..	(F)	(D)	(D)	41	18	5	8	9	1	—	—	—	—	
62421	Community food services .....	(C)	(D)	(D)	10	6	1	—	2	1	—	—	—	—	
62422	Community housing services .....	327	1 456	6 150	28	10	4	8	6	—	—	—	—	—	
624221	Temporary shelters .....	201	708	2 890	18	6	2	7	3	—	—	—	—	—	
624229	Other community housing services .....	126	748	3 260	10	4	2	1	3	—	—	—	—	—	
6243	Vocational rehabilitation services .....	2 050	5 498	22 790	33	5	4	5	7	7	4	1	—	—	
62431	Vocational rehabilitation services .....	2 050	5 498	22 790	33	5	4	5	7	7	4	1	—	—	
624310	Vocational rehabilitation services .....	2 050	5 498	22 790	33	5	4	5	7	7	4	1	—	—	
6244	Child day care services .....	2 169	6 208	25 497	134	20	24	50	35	4	1	—	—	—	
62441	Child day care services .....	2 169	6 208	25 497	134	20	24	50	35	4	1	—	—	—	
624410	Child day care services .....	2 169	6 208	25 497	134	20	24	50	35	4	1	—	—	—	
<b>71</b>	<b>Arts, entertainment &amp; recreation .....</b>	<b>6 385</b>	<b>25 924</b>	<b>107 809</b>	<b>239</b>	<b>107</b>	<b>27</b>	<b>29</b>	<b>43</b>	<b>21</b>	<b>8</b>	<b>3</b>	<b>1</b>	<b>—</b>	
711	Performing arts, spectator sports & related industries .....	939	4 315	15 843	79	50	10	5	9	3	2	—	—	—	
7111	Performing arts companies .....	388	1 901	6 422	23	13	4	—	3	2	1	—	—	—	
71111	Theater companies & dinner theaters .....	298	1 306	4 306	12	4	3	—	3	1	1	—	—	—	
711110	Theater companies & dinner theaters .....	298	1 306	4 306	12	4	3	—	3	1	1	—	—	—	
7112	Spectator sports .....	230	577	3 189	11	6	1	1	2	—	1	—	—	—	
71121	Spectator sports .....	230	577	3 189	11	6	1	1	2	—	1	—	—	—	
7113	Promoters of entertainment events .....	(C)	(D)	(D)	13	7	—	3	2	1	—	—	—	—	
71132	Promoters of entertainment events without facility .....	169	511	1 944	11	6	—	3	1	1	—	—	—	—	
711320	Promoters of entertainment events without facility .....	169	511	1 944	11	6	—	3	1	1	—	—	—	—	
7115	Independent artists, writers & performers .....	124	1 211	3 776	28	20	5	1	2	—	—	—	—	—	
71151	Independent artists, writers & performers ..	124	1 211	3 776	28	20	5	1	2	—	—	—	—	—	
711510	Independent artists, writers & performers ..	124	1 211	3 776	28	20	5	1	2	—	—	—	—	—	
712	Museums, historical sites & like institutions .....	439	2 099	8 978	16	5	1	3	5	1	1	—	—	—	
7121	Museums, historical sites & like institutions .....	439	2 099	8 978	16	5	1	3	5	1	1	—	—	—	
71211	Museums .....	335	1 694	7 339	11	5	—	2	2	1	1	—	—	—	
712110	Museums .....	335	1 694	7 339	11	5	—	2	2	1	1	—	—	—	
713	Amusement, gambling & recreation industries .....	5 007	19 510	82 988	144	52	16	21	29	17	5	3	1	—	
7131	Amusement parks & arcades .....	(E)	(D)	(D)	4	1	—	1	—	1	—	1	—	—	
71311	Amusement & theme parks .....	(E)	(D)	(D)	1	—	—	—	—	—	—	—	—	—	
7132	Gambling industries .....	(G)	(D)	(D)	11	9	—	—	—	—	—	1	1	—	
71321	Casinos (except hotel casinos) .....	(G)	(D)	(D)	2	—	—	—	—	—	—	1	1	—	
7139	Other amusement & recreation industries .....	(H)	(D)	(D)	129	42	16	20	29	16	5	1	—	—	
71391	Golf courses & country clubs .....	854	3 580	14 653	20	3	1	2	8	3	3	—	—	—	
713910	Golf courses & country clubs .....	854	3 580	14 653	20	3	1	2	8	3	3	—	—	—	
71394	Fitness & recreational sports centers .....	2 058	7 228	31 162	71	27	11	7	11	12	2	1	—	—	
713940	Fitness & recreational sports centers .....	2 058	7 228	31 162	71	27	11	7	11	12	2	1	—	—	
71395	Bowling centers .....	377	805	3 140	12	2	—	1	8	1	—	—	—	—	
713950	Bowling centers .....	377	805	3 140	12	2	—	1	8	1	—	—	—	—	
71399	All other amusement & recreation industries ..	(C)	(D)	(D)	26	10	4	10	2	—	—	—	—	—	
<b>72</b>	<b>Accommodation &amp; food services .....</b>	<b>34 059</b>	<b>98 506</b>	<b>380 614</b>	<b>1 532</b>	<b>385</b>	<b>269</b>	<b>342</b>	<b>398</b>	<b>99</b>	<b>33</b>	<b>2</b>	<b>4</b>	<b>—</b>	
721	Accommodation .....	7 640	32 929	125 751	164	52	21	33	29	11	12	2	4	—	
7211	Traveler accommodation .....	6 221	26 270	99 731	125	37	11	26	25	10	11	2	3	—	
72111	Hotels (exc casino hotels) & motels .....	6 202	26 224	99 500	116	29	11	25	25	10	11	2	3	—	
721110	Hotels (exc casino hotels) & motels .....	6 202	26 224	99 500	116	29	11	25	25	10	11	2	3	—	
7212	RV parks & recreational camps .....	1 316	6 409	25 032	26	13	5	2	3	1	1	—	1	—	
72121	RV parks & recreational camps .....	1 316	6 409	25 032	26	13	5	2	3	1	1	—	1	—	
721211	RV parks & campgrounds .....	180	676	2 249	15	8	3	2	1	1	—	—	—	—	
721214	Recreational, vacation camps (exc campgrounds) .....	1 136	5 733	22 783	11	5	2	—	2	—	1	—	1	—	
7213	Rooming & boarding houses .....	103	250	988	13	2	5	5	1	—	—	—	—	—	
72131	Rooming & boarding houses .....	103	250	988	13	2	5	5	1	—	—	—	—	—	
721310	Rooming & boarding houses .....	103	250	988	13	2	5	5	1	—	—	—	—	—	
722	Food services & drinking places .....	26 419	65 577	254 863	1 368	333	248	309	369	88	21	—	—	—	
7221	Full-service restaurants .....	12 710	34 006	128 764	546	138	89	82	168	56	13	—	—	—	
72211	Full-service restaurants .....	12 710	34 006	128 764	546	138	89	82	168	56	13	—	—	—	
722110	Full-service restaurants .....	12 710	34 006	128 764	546	138	89	82	168	56	13	—	—	—	
7222	Limited-service eating places .....	11 171	25 844	102 030	633	121	108	190	184	27	3	—	—	—	
72221	Limited-service eating places .....	11 171	25 844	102 030	633	121	108	190	184	27	3	—	—	—	
722211	Limited-service restaurants .....	9 632	22 305	88 579	509	77	84	153	169	24	2	—	—	—	
722212	Cafeterias .....	314	820	3 260	15	3	4	2	5	1	—	—	—	—	
722213	Snack & nonalcoholic beverage bars .....	1 225	2 719	10 191	109	41	20	35	10	2	1	—	—	—	
7223	Special food services .....	835	2 356	9 867	59	25	11	10	8	3	2	—	—	—	
72231	Food service contractors .....	668	2 061	8 654	34	14	4	5	6	3	2	—	—	—	
722310	Food service contractors .....	668	2 061	8 654	34	14	4	5	6	3	2	—	—	—	
72232	Caterers .....	104	159	731	17	8	4	4	1	—	—	—	—	—	
722320	Caterers .....	104	159	731	17	8	4	4	1	—	—	—	—	—	
7224	Drinking places (alcoholic beverages) .....	1 703	3 371	14 202	130	49	40	27	9	2	3	—	—	—	
72241	Drinking places (alcoholic beverages) .....	1 703	3 371	14 202	130	49	40	27	9	2	3	—	—	—	
722410	Drinking places (alcoholic beverages) .....	1 703	3 371	14 202	130	49	40	27	9	2	3	—	—	—	

See footnotes at end of table.

**Table 6. Counties—Employees, Payroll, and Establishments by Industry: 2000—Con.**

[Excludes most government employees, railroad employees, and self-employed persons. Size class 1 to 4 includes establishments with payroll, but no employees, during mid-March pay period. (D) denotes figures withheld to avoid disclosing data for individual companies; the data are included in broader industry totals. Detailed industries with 100 or more employees are shown if industry was not a (D). For explanation of terms, abbreviations, and data reliability/comparability, see introductory text]

NAICS code	Industry	Number of employees for week including March 12	Payroll (\$1,000)		Total number of establishments	Number of establishments by employment-size class								
			First quarter	Annual		1 to 4	5 to 9	10 to 19	20 to 49	50 to 99	100 to 249	250 to 499	500 to 999	1,000 or more
<b>PIMA—Con.</b>														
<b>81</b>	<b>Other services (except public administration)</b>	<b>14 479</b>	<b>63 251</b>	<b>260 390</b>	<b>1 800</b>	<b>1 001</b>	<b>439</b>	<b>216</b>	<b>104</b>	<b>28</b>	<b>11</b>	<b>1</b>		
811	Repair & maintenance	4 219	23 824	97 813	741	430	200	79	27	5				
8111	Automotive repair & maintenance	3 349	18 145	74 376	560	312	159	62	23	4				
81111	Automotive mechanical & electrical R&M	1 819	10 861	44 841	370	218	106	39	7					
811111	General automotive repair	1 433	8 488	34 860	292	170	87	30	5					
811113	Automotive transmission repair	139	787	3 438	28	13	13	1						
811118	Other automotive mechanical & electrical R&M	209	1 346	5 604	36	23	4	8	1					
81112	Automotive body, paint, interior & glass repair	640	4 048	16 983	100	55	21	17	7					
811121	Automotive body, paint & interior R&M	480	3 009	12 498	75	40	16	14	5					
811122	Automotive glass replacement shops	160	1 039	4 485	25	15	5	3	2					
81119	Other automotive R&M	890	3 236	12 552	90	39	32	6	9	4				
811191	Automotive oil change & lubrication shops	157	678	2 654	30	8	20	2						
811192	Car washes	681	2 215	8 541	49	23	11	3	8	4				
8112	Electronic & precision equipment R&M	160	975	3 952	45	31	12	2						
81121	Electronic & precision equipment R&M	160	975	3 952	45	31	12	2						
8113	Commercial equipment (exc auto & elec) R&M	345	2 610	10 631	48	25	10	10	3					
81131	Commercial equipment (exc auto & elec) R&M	345	2 610	10 631	48	25	10	10	3					
811310	Commercial equipment (exc auto & elec) R&M	345	2 610	10 631	48	25	10	10	3					
8114	Personal & household goods R&M	365	2 094	8 854	88	62	19	5	1	1				
81141	Home, garden equipment & appliance R&M	182	1 230	5 263	29	18	8	1	1	1				
811412	Appliance repair & maintenance	143	1 039	4 454	19	12	5		1	1				
81149	Other personal & household goods R&M	102	504	2 123	36	30	4	2						
811490	Other personal & household goods R&M	102	504	2 123	36	30	4	2						
812	Personal & laundry services	4 090	16 671	67 622	504	277	121	71	24	7	3	1		
8121	Personal care services	2 183	9 001	36 254	292	154	81	41	11	4		1		
81211	Hair, nail & skin care services	1 996	8 581	34 346	257	126	78	39	10	3		1		
812112	Beauty salons	1 914	8 190	32 870	230	106	72	38	10	3		1		
81219	Other personal care services	187	420	1 908	35	28	3	2	1	1				
812199	Other personal care services	182	413	1 868	32	25	3	2	1	1				
8122	Death care services	406	1 992	8 214	28	12	6	4	5		1			
81221	Funeral homes	(C)	(D)	(D)	20	7	6	4	3					
81222	Cemeteries & crematories	(C)	(D)	(D)	8	5			2		1			
8123	Drycleaning & laundry services	964	3 672	15 056	79	31	22	18	4	3	1			
81232	Drycleaning & laundry services (exc coin-op)	531	1 482	6 029	52	15	18	15	3	1				
812320	Drycleaning & laundry services (exc coin-op)	531	1 482	6 029	52	15	18	15	3	1				
81233	Linen & uniform supply	351	1 925	7 768	6		1	1	1	2	1			
8129	Other personal services	537	2 006	8 098	105	80	12	8	4		1			
81292	Photofinishing	212	883	3 183	15	11	1		2		1			
812921	Photofinishing laboratories (except one-hour)	203	848	3 073	9	5					1			
81293	Parking lots & garages	112	375	1 804	17	11	2	2						
812930	Parking lots & garages	112	375	1 804	17	11	2	2						
81299	All other personal services	142	565	2 204	42	32	5	5						
812990	All other personal services	142	565	2 204	42	32	5	5						
813	Religious, grantmaking, civic, prof & like organizations	6 170	22 756	94 955	555	294	118	66	53	16	8			
8131	Religious organizations	3 694	10 880	45 045	293	133	73	35	36	12	4			
81311	Religious organizations	3 694	10 880	45 045	293	133	73	35	36	12	4			
813110	Religious organizations	3 694	10 880	45 045	293	133	73	35	36	12	4			
8132	Grantmaking & giving services	449	2 713	11 737	42	24	9	4	3	1	1			
81321	Grantmaking & giving services	449	2 713	11 737	42	24	9	4	3	1	1			
813211	Grantmaking foundations	220	1 424	6 327	23	15	5	1	1		1			
8133	Social advocacy organizations	595	3 356	14 093	36	20	7	4	1	3	1			
81331	Social advocacy organizations	595	3 356	14 093	36	20	7	4	1	3	1			
813311	Human rights organizations	195	806	3 300	7	4	2			1				
813312	Environment & wildlife organizations	277	1 782	7 687	15	8	1	3	1	2				
813319	Other social advocacy organizations	123	768	3 106	14	8	4	1		1				
8134	Civic & social organizations	458	1 529	6 296	58	29	11	10	8					
81341	Civic & social organizations	458	1 529	6 296	58	29	11	10	8					
813410	Civic & social organizations	458	1 529	6 296	58	29	11	10	8					
8139	Business, labor, political, like organizations	974	4 278	17 784	126	88	18	13	5		2			
81391	Business associations	386	1 875	7 660	27	15	5	5	1		1			
813910	Business associations	386	1 875	7 660	27	15	5	5	1		1			
81393	Labor unions & similar labor organizations	151	534	2 277	25	13	7	4	1					
813930	Labor unions & similar labor organizations	151	534	2 277	25	13	7	4	1					
81399	Oth similar organizations (exc business, prof, labor, pol)	374	1 364	5 865	55	44	5	2	3		1			
813990	Oth similar organizations (exc business, prof, labor, pol)	374	1 364	5 865	55	44	5	2	3		1			
<b>95</b>	<b>Auxiliaries (exc corporate, subsidiary &amp; regional mgt)</b>	<b>2 899</b>	<b>24 276</b>	<b>85 680</b>	<b>32</b>	<b>6</b>	<b>6</b>	<b>4</b>	<b>8</b>	<b>4</b>	<b>1</b>	<b>2</b>		<b>1</b>
<b>99</b>	<b>Unclassified establishments</b>	<b>(E)</b>	<b>(D)</b>	<b>(D)</b>	<b>266</b>	<b>241</b>	<b>17</b>	<b>7</b>	<b>1</b>					

See footnotes at end of table.

**Table 6. Counties—Employees, Payroll, and Establishments by Industry: 2000—Con.**

[Excludes most government employees, railroad employees, and self-employed persons. Size class 1 to 4 includes establishments with payroll, but no employees, during mid-March pay period. (D) denotes figures withheld to avoid disclosing data for individual companies; the data are included in broader industry totals. Detailed industries with 100 or more employees are shown if industry was not a (D). For explanation of terms, abbreviations, and data reliability/comparability, see introductory text]

NAICS code	Industry	Number of employees for week including March 12	Payroll (\$1,000)		Total number of establishments	Number of establishments by employment-size class									
			First quarter	Annual		1 to 4	5 to 9	10 to 19	20 to 49	50 to 99	100 to 249	250 to 499	500 to 999	1,000 or more	
<b>PINAL</b>															
	<b>Total</b> .....	<b>25 131</b>	<b>144 622</b>	<b>586 426</b>	<b>2 041</b>	<b>1 101</b>	<b>441</b>	<b>261</b>	<b>159</b>	<b>40</b>	<b>29</b>	<b>5</b>	<b>5</b>	<b>-</b>	
<b>11</b>	<b>Forestry, fishing, hunting, and agriculture support</b> .....	<b>193</b>	<b>1 041</b>	<b>3 869</b>	<b>15</b>	<b>5</b>	<b>7</b>	<b>-</b>	<b>2</b>	<b>1</b>	<b>-</b>	<b>-</b>	<b>-</b>	<b>-</b>	
115	Agriculture & forestry support activities .....	193	1 041	3 869	15	5	7	-	2	1	-	-	-	-	
1151	Crop production support activities .....	(C)	(D)	(D)	13	4	6	-	2	1	-	-	-	-	
11511	Crop production support activities .....	(C)	(D)	(D)	13	4	6	-	2	1	-	-	-	-	
<b>21</b>	<b>Mining</b> .....	<b>(F)</b>	<b>(D)</b>	<b>(D)</b>	<b>12</b>	<b>2</b>	<b>3</b>	<b>4</b>	<b>2</b>	<b>-</b>	<b>-</b>	<b>1</b>	<b>-</b>	<b>-</b>	
212	Mining (except oil & gas) .....	(F)	(D)	(D)	11	2	3	4	1	-	-	1	-	-	
2122	Metal ore mining .....	(E)	(D)	(D)	3	1	-	1	-	-	-	1	-	-	
21223	Copper, nickel, lead & zinc mining .....	(E)	(D)	(D)	3	1	-	1	-	-	-	1	-	-	
<b>22</b>	<b>Utilities</b> .....	<b>(C)</b>	<b>(D)</b>	<b>(D)</b>	<b>19</b>	<b>8</b>	<b>5</b>	<b>2</b>	<b>3</b>	<b>1</b>	<b>-</b>	<b>-</b>	<b>-</b>	<b>-</b>	
221	Utilities .....	(C)	(D)	(D)	19	8	5	2	3	1	-	-	-	-	
<b>23</b>	<b>Construction</b> .....	<b>1 395</b>	<b>7 846</b>	<b>34 055</b>	<b>239</b>	<b>155</b>	<b>46</b>	<b>25</b>	<b>11</b>	<b>1</b>	<b>1</b>	<b>-</b>	<b>-</b>	<b>-</b>	
233	Building, developing & general contracting .....	265	1 551	6 113	61	45	10	3	3	-	-	-	-	-	
2332	Residential building construction .....	(C)	(D)	(D)	46	36	6	2	2	-	-	-	-	-	
23321	Single-family housing construction .....	179	1 112	4 284	42	32	6	2	2	-	-	-	-	-	
233210	Single-family housing construction .....	179	1 112	4 284	42	32	6	2	2	-	-	-	-	-	
234	Heavy construction .....	206	1 037	4 680	14	8	1	3	1	-	1	-	-	-	
2349	Other heavy construction .....	(C)	(D)	(D)	13	7	1	3	1	-	1	-	-	-	
23492	Pwr, communication transmsn line construction .....	(C)	(D)	(D)	2	1	-	-	-	-	1	-	-	-	
235	Special trade contractors .....	924	5 258	23 262	164	102	35	19	7	1	-	-	-	-	
2351	Plumbing, heating & AC contractor .....	302	1 844	7 975	39	20	11	4	4	-	-	-	-	-	
23511	Plumbing, heating & AC contractor .....	302	1 844	7 975	39	20	11	4	4	-	-	-	-	-	
235110	Plumbing, heating & AC contractor .....	302	1 844	7 975	39	20	11	4	4	-	-	-	-	-	
2353	Electrical contractors .....	102	502	2 311	23	16	4	3	-	-	-	-	-	-	
23531	Electrical contractors .....	102	502	2 311	23	16	4	3	-	-	-	-	-	-	
235310	Electrical contractors .....	102	502	2 311	23	16	4	3	-	-	-	-	-	-	
2357	Concrete contractors .....	106	568	2 801	11	5	2	2	2	-	-	-	-	-	
23571	Concrete contractors .....	106	568	2 801	11	5	2	2	2	-	-	-	-	-	
235710	Concrete contractors .....	106	568	2 801	11	5	2	2	2	-	-	-	-	-	
2359	Other special trade contractors .....	187	1 311	5 932	35	22	6	6	-	1	-	-	-	-	
<b>31-33</b>	<b>Manufacturing</b> .....	<b>3 747</b>	<b>28 375</b>	<b>118 275</b>	<b>78</b>	<b>27</b>	<b>15</b>	<b>8</b>	<b>13</b>	<b>7</b>	<b>5</b>	<b>1</b>	<b>2</b>	<b>-</b>	
311	Food mfg .....	752	7 984	35 879	10	3	2	1	2	-	1	1	-	-	
3115	Dairy product mfg .....	(E)	(D)	(D)	1	-	-	-	-	-	-	1	-	-	
31151	Dairy product (exc frozen) mfg .....	(E)	(D)	(D)	1	-	-	-	-	-	-	1	-	-	
3119	Other food mfg .....	(C)	(D)	(D)	1	-	-	-	-	-	1	-	-	-	
31191	Snack food mfg .....	(C)	(D)	(D)	1	-	-	-	-	-	1	-	-	-	
321	Wood product mfg .....	(E)	(D)	(D)	5	2	-	-	2	-	1	-	-	-	
3219	Other wood product mfg .....	(C)	(D)	(D)	3	1	-	-	1	-	1	-	-	-	
32199	All other wood product mfg .....	(C)	(D)	(D)	3	1	-	-	1	-	1	-	-	-	
322	Paper mfg .....	(F)	(D)	(D)	1	-	-	-	-	-	-	-	1	-	
3222	Converted paper product mfg .....	(F)	(D)	(D)	1	-	-	-	-	-	-	-	1	-	
32229	Other converted paper product mfg .....	(F)	(D)	(D)	1	-	-	-	-	-	-	-	1	-	
327	Nonmetallic mineral product mfg .....	241	1 751	7 329	6	1	-	1	2	2	-	-	-	-	
3273	Cement & concrete product mfg .....	(C)	(D)	(D)	2	-	-	-	1	1	-	-	-	-	
32739	Other concrete product mfg .....	(C)	(D)	(D)	2	-	-	-	1	1	-	-	-	-	
332	Fabricated metal product mfg .....	958	5 195	22 717	12	5	2	1	-	2	1	-	1	-	
3323	Architectural & structural metals mfg .....	838	4 120	18 611	5	2	-	-	-	1	1	-	1	-	
33231	Plate work & fabricated structural prod mfg ...	(F)	(D)	(D)	1	-	-	-	-	-	-	-	1	-	
33232	Ornamental & architectural metal prod mfg ...	(C)	(D)	(D)	4	2	-	-	-	1	1	-	-	-	
337	Furniture & related product mfg .....	466	2 724	8 877	7	2	2	1	-	-	2	-	-	-	
3371	HH & institutional furniture & kitchen cabinet mfg .....	(C)	(D)	(D)	5	1	2	1	-	-	1	-	-	-	
33712	Household & institutional furniture mfg .....	(C)	(D)	(D)	3	1	1	-	-	-	1	-	-	-	
3379	Other furniture related product mfg .....	(C)	(D)	(D)	1	-	-	-	-	-	1	-	-	-	
33792	Blind & shade mfg .....	(C)	(D)	(D)	1	-	-	-	-	-	1	-	-	-	
<b>42</b>	<b>Wholesale trade</b> .....	<b>656</b>	<b>4 546</b>	<b>18 668</b>	<b>86</b>	<b>43</b>	<b>24</b>	<b>12</b>	<b>6</b>	<b>1</b>	<b>-</b>	<b>-</b>	<b>-</b>	<b>-</b>	
421	Wholesale trade, durable goods .....	411	2 910	11 999	49	25	14	4	5	1	-	-	-	-	
4217	Hardware, plumb & heating equip & sup whsle..	(C)	(D)	(D)	3	1	-	-	1	1	-	-	-	-	
42171	Hardware whsle .....	(C)	(D)	(D)	3	1	-	-	1	1	-	-	-	-	
4218	Machinery, equipment & supplies whsle .....	169	1 181	5 296	21	13	3	1	4	-	-	-	-	-	
42182	Farm & garden machinery & equipment whsle .....	122	937	4 029	8	3	1	-	4	-	-	-	-	-	
421820	Farm & garden machinery & equipment whsle .....	122	937	4 029	8	3	1	-	4	-	-	-	-	-	
422	Wholesale trade, nondurable goods .....	245	1 636	6 669	37	18	10	8	1	-	-	-	-	-	
4229	Miscellaneous nondurable goods whsle .....	132	851	3 311	18	8	4	6	-	-	-	-	-	-	

See footnotes at end of table.

**Table 6. Counties—Employees, Payroll, and Establishments by Industry: 2000—Con.**

[Excludes most government employees, railroad employees, and self-employed persons. Size class 1 to 4 includes establishments with payroll, but no employees, during mid-March pay period. (D) denotes figures withheld to avoid disclosing data for individual companies; the data are included in broader industry totals. Detailed industries with 100 or more employees are shown if industry was not a (D). For explanation of terms, abbreviations, and data reliability/comparability, see introductory text]

NAICS code	Industry	Number of employees for week including March 12	Payroll (\$1,000)		Total number of establishments	Number of establishments by employment-size class								
			First quarter	Annual		1 to 4	5 to 9	10 to 19	20 to 49	50 to 99	100 to 249	250 to 499	500 to 999	1,000 or more
<b>PINAL—Con.</b>														
<b>44-45</b>	<b>Retail trade</b> .....	<b>4 607</b>	<b>19 841</b>	<b>80 455</b>	<b>393</b>	<b>174</b>	<b>114</b>	<b>57</b>	<b>31</b>	<b>11</b>	<b>5</b>	<b>1</b>	—	—
441	Motor vehicle & parts dealers .....	538	3 467	14 801	56	24	14	12	5	1	—	—	—	—
4411	Automobile dealers .....	303	2 093	9 511	18	5	6	2	4	1	—	—	—	—
44111	New car dealers .....	223	1 621	7 626	7	—	2	1	3	1	—	—	—	—
441110	New car dealers .....	223	1 621	7 626	7	—	2	1	3	1	—	—	—	—
4413	Automotive parts, accessories & tire stores .....	208	1 210	4 679	30	13	7	9	1	—	—	—	—	—
44131	Automotive parts, accessories & tire stores .....	164	1 021	3 787	22	9	5	7	1	—	—	—	—	—
441310	Automotive parts, accessories & tire stores .....	164	1 021	3 787	22	9	5	7	1	—	—	—	—	—
442	Furniture & home furnishing stores .....	104	403	1 496	21	12	6	3	—	—	—	—	—	—
444	Bldg material & garden equip & supp dealers .....	178	1 097	4 084	27	15	8	2	1	1	—	—	—	—
4441	Building material & supplies dealers .....	148	932	3 296	21	12	6	1	1	1	—	—	—	—
445	Food & beverage stores .....	1 341	5 640	23 440	54	23	9	6	7	5	4	—	—	—
4451	Grocery stores .....	1 263	5 426	22 621	38	15	2	5	7	5	4	—	—	—
44511	Grocery (except convenience) stores .....	1 186	5 262	21 911	28	10	1	2	6	5	4	—	—	—
445110	Grocery (except convenience) stores .....	1 186	5 262	21 911	28	10	1	2	6	5	4	—	—	—
446	Health & personal care stores .....	257	1 031	4 242	17	9	3	—	4	1	—	—	—	—
4461	Health & personal care stores .....	257	1 031	4 242	17	9	3	—	4	1	—	—	—	—
44611	Pharmacies & drug stores .....	143	714	2 984	4	—	1	—	2	1	—	—	—	—
446110	Pharmacies & drug stores .....	143	714	2 984	4	—	1	—	2	1	—	—	—	—
447	Gasoline stations .....	852	3 275	12 850	67	15	25	18	7	1	1	—	—	—
4471	Gasoline stations .....	852	3 275	12 850	67	15	25	18	7	1	1	—	—	—
44711	Gasoline stations with convenience stores .....	571	2 129	8 496	52	6	24	17	5	—	—	—	—	—
447110	Gasoline stations with convenience stores .....	571	2 129	8 496	52	6	24	17	5	—	—	—	—	—
44719	Other gasoline stations .....	281	1 146	4 354	15	9	1	1	2	1	1	—	—	—
447190	Other gasoline stations .....	281	1 146	4 354	15	9	1	1	2	1	1	—	—	—
448	Clothing & clothing accessories stores .....	385	1 234	4 664	56	21	26	6	3	—	—	—	—	—
4481	Clothing stores .....	288	914	3 343	33	10	14	6	3	—	—	—	—	—
44814	Family clothing stores .....	184	625	2 334	14	2	6	3	3	—	—	—	—	—
448140	Family clothing stores .....	184	625	2 334	14	2	6	3	3	—	—	—	—	—
452	General merchandise stores .....	470	1 819	7 381	12	7	1	1	—	2	—	1	—	—
4521	Department stores .....	(E)	(D)	(D)	3	—	—	—	—	2	—	1	—	—
45211	Department stores .....	(E)	(D)	(D)	3	—	—	—	—	2	—	1	—	—
453	Miscellaneous store retailers .....	300	1 323	5 321	50	30	11	6	3	—	—	—	—	—
4532	Office supplies, stationery & gift stores .....	(C)	(D)	(D)	14	8	2	1	3	—	—	—	—	—
<b>48-49</b>	<b>Transportation &amp; warehousing</b> .....	<b>348</b>	<b>2 159</b>	<b>9 335</b>	<b>66</b>	<b>39</b>	<b>16</b>	<b>10</b>	<b>1</b>	—	—	—	—	—
484	Truck transportation .....	234	1 387	5 558	44	27	11	5	1	—	—	—	—	—
4842	Specialized freight trucking .....	152	884	3 562	26	16	6	3	1	—	—	—	—	—
<b>51</b>	<b>Information</b> .....	<b>311</b>	<b>1 990</b>	<b>9 127</b>	<b>25</b>	<b>11</b>	<b>6</b>	<b>5</b>	<b>2</b>	—	<b>1</b>	—	—	—
511	Publishing industries .....	196	943	4 354	5	—	1	2	1	—	1	—	—	—
5111	Newspaper, periodical, book, database publishers .....	196	943	4 354	5	—	1	2	1	—	1	—	—	—
51111	Newspaper publishers .....	196	943	4 354	5	—	1	2	1	—	1	—	—	—
511110	Newspaper publishers .....	196	943	4 354	5	—	1	2	1	—	1	—	—	—
<b>52</b>	<b>Finance &amp; insurance</b> .....	<b>671</b>	<b>5 500</b>	<b>23 797</b>	<b>97</b>	<b>65</b>	<b>14</b>	<b>11</b>	<b>6</b>	—	<b>1</b>	—	—	—
522	Credit intermediation & related activities .....	344	1 892	8 007	46	23	10	10	3	—	—	—	—	—
5221	Depository credit intermediation .....	324	1 813	7 362	37	16	8	10	3	—	—	—	—	—
52211	Commercial banking .....	266	1 515	6 055	31	14	6	9	2	—	—	—	—	—
522110	Commercial banking .....	266	1 515	6 055	31	14	6	9	2	—	—	—	—	—
524	Insurance carriers & related activities .....	301	3 360	14 390	38	30	4	—	3	—	1	—	—	—
5242	Agencies & other insurance related activities .....	(E)	(D)	(D)	32	25	4	—	2	—	1	—	—	—
52421	Insurance agencies & brokerages .....	265	2 906	13 124	31	24	4	—	2	—	1	—	—	—
524210	Insurance agencies & brokerages .....	265	2 906	13 124	31	24	4	—	2	—	1	—	—	—
<b>53</b>	<b>Real estate &amp; rental &amp; leasing</b> .....	<b>464</b>	<b>1 716</b>	<b>7 475</b>	<b>123</b>	<b>97</b>	<b>16</b>	<b>8</b>	<b>1</b>	<b>1</b>	—	—	—	—
531	Real estate .....	313	978	3 841	100	85	10	4	—	1	—	—	—	—
5311	Lessors of real estate .....	186	426	1 518	48	39	7	1	—	1	—	—	—	—
532	Rental & leasing services .....	151	738	3 634	23	12	6	4	1	—	—	—	—	—
<b>54</b>	<b>Professional, scientific &amp; technical services</b> .....	<b>715</b>	<b>3 878</b>	<b>16 685</b>	<b>100</b>	<b>73</b>	<b>15</b>	<b>9</b>	<b>1</b>	—	<b>2</b>	—	—	—
541	Professional, scientific & technical services .....	715	3 878	16 685	100	73	15	9	1	—	2	—	—	—
5416	Management, sci & tech consulting services .....	203	586	3 392	15	13	1	—	—	—	1	—	—	—
54161	Management consulting services .....	194	547	3 141	10	9	—	—	—	—	1	—	—	—
5417	Scientific R&D services .....	(C)	(D)	(D)	4	1	2	—	—	—	1	—	—	—
54171	R&D in physical, engineering & life sciences .....	(C)	(D)	(D)	4	1	2	—	—	—	1	—	—	—
<b>55</b>	<b>Management of companies &amp; enterprises</b> .....	<b>98</b>	<b>1 201</b>	<b>4 749</b>	<b>5</b>	<b>1</b>	<b>1</b>	<b>1</b>	<b>1</b>	<b>1</b>	—	—	—	—

See footnotes at end of table.



**Table 6. Counties—Employees, Payroll, and Establishments by Industry: 2000—Con.**

[Excludes most government employees, railroad employees, and self-employed persons. Size class 1 to 4 includes establishments with payroll, but no employees, during mid-March pay period. (D) denotes figures withheld to avoid disclosing data for individual companies; the data are included in broader industry totals. Detailed industries with 100 or more employees are shown if industry was not a (D). For explanation of terms, abbreviations, and data reliability/comparability, see introductory text]

NAICS code	Industry	Number of employees for week including March 12	Payroll (\$1,000)		Total number of establishments	Number of establishments by employment-size class									
			First quarter	Annual		1 to 4	5 to 9	10 to 19	20 to 49	50 to 99	100 to 249	250 to 499	500 to 999	1,000 or more	
<b>PINAL—Con.</b>															
<b>56</b>	<b>Admin. support, waste mgt, remediation services</b>	<b>2 354</b>	<b>15 262</b>	<b>62 538</b>	<b>94</b>	<b>57</b>	<b>18</b>	<b>6</b>	<b>4</b>	<b>1</b>	<b>6</b>	<b>1</b>	<b>1</b>	<b>—</b>	
561	Administrative & support services	2 308	14 876	60 946	85	53	15	4	4	1	6	1	1	—	
5612	Facilities support services	(G)	(D)	(D)	5	1	—	—	—	—	2	1	1	—	
56121	Facilities support services	(G)	(D)	(D)	5	1	—	—	—	—	2	1	1	—	
5613	Employment services	537	1 544	7 043	8	3	—	—	2	—	3	—	—	—	
56132	Temporary help services	(F)	(D)	(D)	7	2	—	—	2	—	3	—	—	—	
5616	Investigation & security services	(C)	(D)	(D)	5	3	1	—	—	—	1	—	—	—	
56161	Investigation, guard & armored car services	(C)	(D)	(D)	2	—	1	—	—	—	1	—	—	—	
5617	Services to buildings & dwellings	250	784	3 313	40	24	9	4	2	1	—	—	—	—	
56173	Landscaping services	156	463	2 076	13	7	1	2	2	1	—	—	—	—	
561730	Landscaping services	156	463	2 076	13	7	1	2	2	1	—	—	—	—	
<b>61</b>	<b>Educational services</b>	<b>134</b>	<b>706</b>	<b>6 566</b>	<b>12</b>	<b>6</b>	<b>1</b>	<b>1</b>	<b>4</b>	<b>—</b>	<b>—</b>	<b>—</b>	<b>—</b>	<b>—</b>	
611	Educational services	134	706	6 566	12	6	1	1	4	—	—	—	—	—	
<b>62</b>	<b>Health care and social assistance</b>	<b>2 886</b>	<b>18 484</b>	<b>78 620</b>	<b>197</b>	<b>88</b>	<b>48</b>	<b>33</b>	<b>19</b>	<b>4</b>	<b>4</b>	<b>—</b>	<b>1</b>	<b>—</b>	
621	Ambulatory health care services	1 064	7 980	35 074	119	60	25	23	9	1	1	—	—	—	
6211	Offices of physicians	396	3 578	15 855	61	35	12	10	4	—	—	—	—	—	
62111	Offices of physicians	396	3 578	15 855	61	35	12	10	4	—	—	—	—	—	
6212	Offices of dentists	142	941	4 473	20	7	8	5	—	—	—	—	—	—	
62121	Offices of dentists	142	941	4 473	20	7	8	5	—	—	—	—	—	—	
621210	Offices of dentists	142	941	4 473	20	7	8	5	—	—	—	—	—	—	
6214	Outpatient care centers	252	1 867	8 245	11	3	1	4	2	—	1	—	—	—	
62149	Other outpatient care centers	191	1 535	6 815	7	3	—	1	2	—	1	—	—	—	
6219	Other ambulatory health care services	(C)	(D)	(D)	3	—	—	1	1	1	—	—	—	—	
62191	Ambulance services	(C)	(D)	(D)	2	—	—	—	1	1	—	—	—	—	
622	Hospitals	(F)	(D)	(D)	3	1	—	—	—	—	1	—	1	—	
6221	General medical & surgical hospitals	(F)	(D)	(D)	3	1	—	—	—	—	1	—	1	—	
62211	General medical & surgical hospitals	(F)	(D)	(D)	3	1	—	—	—	—	1	—	1	—	
623	Nursing & residential care facilities	423	2 151	9 098	33	13	14	1	3	1	1	—	—	—	
6231	Nursing care facilities	(C)	(D)	(D)	4	1	1	—	—	1	1	—	—	—	
62311	Nursing care facilities	(C)	(D)	(D)	4	1	1	—	—	1	1	—	—	—	
6232	Residential mental retardation, health facil	115	387	1 516	13	4	7	—	2	—	—	—	—	—	
624	Social assistance	(F)	(D)	(D)	42	14	9	9	7	2	1	—	—	—	
6241	Individual & family services	175	836	3 516	17	7	4	3	3	—	—	—	—	—	
6242	Community, emergency & other relief services	(C)	(D)	(D)	8	2	1	1	3	1	—	—	—	—	
62422	Community housing services	(C)	(D)	(D)	6	—	1	1	3	1	—	—	—	—	
6243	Vocational rehabilitation services	(C)	(D)	(D)	4	—	1	1	1	1	—	—	—	—	
62431	Vocational rehabilitation services	(C)	(D)	(D)	4	—	1	1	1	1	—	—	—	—	
6244	Child day care services	283	1 086	4 001	13	5	3	4	—	—	1	—	—	—	
62441	Child day care services	283	1 086	4 001	13	5	3	4	—	—	1	—	—	—	
624410	Child day care services	283	1 086	4 001	13	5	3	4	—	—	1	—	—	—	
<b>71</b>	<b>Arts, entertainment &amp; recreation</b>	<b>652</b>	<b>1 925</b>	<b>6 971</b>	<b>31</b>	<b>16</b>	<b>6</b>	<b>4</b>	<b>3</b>	<b>—</b>	<b>1</b>	<b>1</b>	<b>—</b>	<b>—</b>	
711	Performing arts, spectator sports & related industries	338	581	1 111	6	3	2	—	—	—	—	1	—	—	
7113	Promoters of entertainment events	(E)	(D)	(D)	1	—	—	—	—	—	—	1	—	—	
71131	Promoters of entertainment events with facility	(E)	(D)	(D)	1	—	—	—	—	—	—	1	—	—	
713	Amusement, gambling & recreation industries	303	1 317	5 686	22	10	4	4	3	—	1	—	—	—	
7139	Other amusement & recreation industries	(E)	(D)	(D)	20	8	4	4	3	—	1	—	—	—	
71391	Golf courses & country clubs	230	1 081	4 569	10	2	3	2	2	—	1	—	—	—	
713910	Golf courses & country clubs	230	1 081	4 569	10	2	3	2	2	—	1	—	—	—	
<b>72</b>	<b>Accommodation &amp; food services</b>	<b>3 774</b>	<b>11 838</b>	<b>43 712</b>	<b>210</b>	<b>74</b>	<b>38</b>	<b>46</b>	<b>39</b>	<b>10</b>	<b>2</b>	<b>—</b>	<b>1</b>	<b>—</b>	
721	Accommodation	1 183	5 825	20 922	40	22	4	6	5	1	1	—	1	—	
7211	Traveler accommodation	1 092	5 513	19 563	19	8	—	4	4	1	1	—	1	—	
72111	Hotels (exc casino hotels) & motels	(E)	(D)	(D)	17	7	—	4	4	1	1	—	—	—	
72112	Casino hotels	(F)	(D)	(D)	1	—	—	—	—	—	—	—	1	—	
722	Food services & drinking places	2 591	6 013	22 790	170	52	34	40	34	9	1	—	—	—	
7221	Full-service restaurants	1 374	3 438	12 291	79	21	17	21	12	7	1	—	—	—	
72211	Full-service restaurants	1 374	3 438	12 291	79	21	17	21	12	7	1	—	—	—	
722110	Full-service restaurants	1 374	3 438	12 291	79	21	17	21	12	7	1	—	—	—	
7222	Limited-service eating places	948	2 042	8 477	51	8	9	13	19	2	—	—	—	—	
72221	Limited-service eating places	948	2 042	8 477	51	8	9	13	19	2	—	—	—	—	
722211	Limited-service restaurants	893	1 961	8 125	44	5	8	11	18	2	—	—	—	—	
7223	Special food services	109	246	944	6	1	1	1	3	—	—	—	—	—	
7224	Drinking places (alcoholic beverages)	160	287	1 078	34	22	7	5	—	—	—	—	—	—	
72241	Drinking places (alcoholic beverages)	160	287	1 078	34	22	7	5	—	—	—	—	—	—	
722410	Drinking places (alcoholic beverages)	160	287	1 078	34	22	7	5	—	—	—	—	—	—	

See footnotes at end of table.

**Table 6. Counties—Employees, Payroll, and Establishments by Industry: 2000—Con.**

[Excludes most government employees, railroad employees, and self-employed persons. Size class 1 to 4 includes establishments with payroll, but no employees, during mid-March pay period. (D) denotes figures withheld to avoid disclosing data for individual companies; the data are included in broader industry totals. Detailed industries with 100 or more employees are shown if industry was not a (D). For explanation of terms, abbreviations, and data reliability/comparability, see introductory text]

NAICS code	Industry	Number of employees for week including March 12	Payroll (\$1,000)		Total number of establishments	Number of establishments by employment-size class								
			First quarter	Annual		1 to 4	5 to 9	10 to 19	20 to 49	50 to 99	100 to 249	250 to 499	500 to 999	1,000 or more
<b>PINAL—Con.</b>														
<b>81</b>	<b>Other services (except public administration) .....</b>	<b>1 198</b>	<b>4 563</b>	<b>18 739</b>	<b>208</b>	<b>135</b>	<b>46</b>	<b>16</b>	<b>9</b>	<b>1</b>	<b>1</b>	—	—	—
811	Repair & maintenance .....	539	2 216	9 619	81	55	16	5	3	1	1	—	—	—
8111	Automotive repair & maintenance .....	411	1 549	6 462	60	40	14	3	1	1	1	—	—	—
81111	Automotive mechanical & electrical R&M .....	132	598	2 675	42	31	10	1	—	—	—	—	—	—
811111	General automotive repair .....	126	570	2 555	39	28	10	1	—	—	—	—	—	—
81119	Other automotive R&M .....	250	803	3 067	12	4	4	1	1	1	1	—	—	—
811192	Car washes .....	236	753	2 849	9	3	2	1	1	1	1	—	—	—
8113	Commercial equipment (exc auto & elec) R&M .....	116	599	2 931	15	9	2	2	2	—	—	—	—	—
81131	Commercial equipment (exc auto & elec) R&M .....	116	599	2 931	15	9	2	2	2	—	—	—	—	—
811310	Commercial equipment (exc auto & elec) R&M .....	116	599	2 931	15	9	2	2	2	—	—	—	—	—
812	Personal & laundry services .....	138	551	1 981	32	19	9	3	1	—	—	—	—	—
813	Religious, grantmaking, civic, prof & like organizations .....	521	1 796	7 139	95	61	21	8	5	—	—	—	—	—
8131	Religious organizations .....	218	634	2 403	42	28	9	3	2	—	—	—	—	—
81311	Religious organizations .....	218	634	2 403	42	28	9	3	2	—	—	—	—	—
813110	Religious organizations .....	218	634	2 403	42	28	9	3	2	—	—	—	—	—
8134	Civic & social organizations .....	121	280	1 121	21	10	7	4	—	—	—	—	—	—
81341	Civic & social organizations .....	121	280	1 121	21	10	7	4	—	—	—	—	—	—
813410	Civic & social organizations .....	121	280	1 121	21	10	7	4	—	—	—	—	—	—
8139	Business, labor, political, like organizations .....	125	510	1 967	25	19	4	—	2	—	—	—	—	—
<b>95</b>	<b>Auxiliaries (exc corporate, subsidiary &amp; regional mgt) .....</b>	<b>(B)</b>	<b>(D)</b>	<b>(D)</b>	<b>3</b>	—	—	<b>2</b>	<b>1</b>	—	—	—	—	—
<b>99</b>	<b>Unclassified establishments .....</b>	<b>(B)</b>	<b>(D)</b>	<b>(D)</b>	<b>28</b>	<b>25</b>	<b>2</b>	<b>1</b>	—	—	—	—	—	—
<b>SANTA CRUZ</b>														
	<b>Total .....</b>	<b>10 080</b>	<b>52 259</b>	<b>212 318</b>	<b>1 083</b>	<b>611</b>	<b>223</b>	<b>135</b>	<b>78</b>	<b>24</b>	<b>10</b>	<b>2</b>	—	—
<b>11</b>	<b>Forestry, fishing, hunting, and agriculture support .....</b>	<b>45</b>	<b>169</b>	<b>327</b>	<b>3</b>	—	<b>2</b>	—	<b>1</b>	—	—	—	—	—
<b>21</b>	<b>Mining .....</b>	<b>(A)</b>	<b>(D)</b>	<b>(D)</b>	<b>2</b>	<b>2</b>	—	—	—	—	—	—	—	—
<b>22</b>	<b>Utilities .....</b>	<b>(B)</b>	<b>(D)</b>	<b>(D)</b>	<b>10</b>	<b>7</b>	<b>1</b>	<b>1</b>	<b>1</b>	—	—	—	—	—
<b>23</b>	<b>Construction .....</b>	<b>521</b>	<b>2 416</b>	<b>9 358</b>	<b>96</b>	<b>62</b>	<b>19</b>	<b>9</b>	<b>6</b>	—	—	—	—	—
233	Building, developing & general contracting .....	(C)	(D)	(D)	40	27	9	3	1	—	—	—	—	—
2332	Residential building construction .....	(C)	(D)	(D)	32	21	8	2	1	—	—	—	—	—
23321	Single-family housing construction .....	133	696	2 761	31	21	7	2	1	—	—	—	—	—
233210	Single-family housing construction .....	133	696	2 761	31	21	7	2	1	—	—	—	—	—
235	Special trade contractors .....	294	1 197	4 412	52	34	9	5	4	—	—	—	—	—
<b>31-33</b>	<b>Manufacturing .....</b>	<b>888</b>	<b>5 612</b>	<b>23 476</b>	<b>36</b>	<b>15</b>	<b>6</b>	<b>3</b>	<b>5</b>	<b>6</b>	<b>1</b>	—	—	—
334	Computer & electronic product mfg .....	176	897	3 716	3	—	—	—	1	2	—	—	—	—
3344	Semiconductor & oth electronic component mfg .....	(C)	(D)	(D)	2	—	—	—	1	1	—	—	—	—
33441	Semiconductor & oth electronic component mfg .....	(C)	(D)	(D)	2	—	—	—	1	1	—	—	—	—
339	Miscellaneous mfg .....	309	1 588	6 186	5	1	1	—	1	1	1	—	—	—
3399	Other miscellaneous mfg .....	(C)	(D)	(D)	2	—	—	—	1	—	1	—	—	—
33999	All other misc mfg .....	(C)	(D)	(D)	2	—	—	—	1	—	1	—	—	—
<b>42</b>	<b>Wholesale trade .....</b>	<b>1 839</b>	<b>13 837</b>	<b>52 322</b>	<b>200</b>	<b>91</b>	<b>53</b>	<b>34</b>	<b>17</b>	<b>4</b>	<b>1</b>	—	—	—
421	Wholesale trade, durable goods .....	280	2 162	8 720	55	35	11	6	3	—	—	—	—	—
4218	Machinery, equipment & supplies whsle .....	127	936	3 737	23	14	6	1	2	—	—	—	—	—
422	Wholesale trade, nondurable goods .....	1 559	11 675	43 602	145	56	42	28	14	4	1	—	—	—
4224	Grocery & related product whsle .....	1 235	9 559	36 528	120	40	39	25	13	3	—	—	—	—
42248	Fresh fruit & vegetable whsle .....	1 151	9 068	34 483	100	28	33	23	13	3	—	—	—	—
422480	Fresh fruit & vegetable whsle .....	1 151	9 068	34 483	100	28	33	23	13	3	—	—	—	—
4225	Farm product raw material whsle .....	178	526	2 110	7	5	—	—	1	—	1	—	—	—
42251	Grain & field bean whsle .....	(C)	(D)	(D)	4	2	—	—	1	—	1	—	—	—
4229	Miscellaneous nondurable goods whsle .....	125	1 516	4 657	12	6	2	3	—	1	—	—	—	—
42299	Other miscellaneous nondurable goods whsle .....	101	1 004	3 576	9	5	1	2	—	1	—	—	—	—
422990	Other miscellaneous nondurable goods whsle .....	101	1 004	3 576	9	5	1	2	—	1	—	—	—	—
<b>44-45</b>	<b>Retail trade .....</b>	<b>2 233</b>	<b>9 103</b>	<b>38 671</b>	<b>207</b>	<b>111</b>	<b>46</b>	<b>27</b>	<b>14</b>	<b>5</b>	<b>3</b>	<b>1</b>	—	—
441	Motor vehicle & parts dealers .....	232	1 359	5 718	25	11	7	2	5	—	—	—	—	—
4411	Automobile dealers .....	116	891	3 610	12	6	3	—	3	—	—	—	—	—
4413	Automotive parts, accessories & tire stores .....	116	468	2 108	13	5	4	2	2	—	—	—	—	—
444	Bldg material & garden equip & supp dealers .....	115	515	2 035	8	4	1	1	2	—	—	—	—	—
4441	Building material & supplies dealers .....	107	494	1 939	5	1	1	1	2	—	—	—	—	—
445	Food & beverage stores .....	457	2 043	8 678	19	10	2	1	2	2	2	—	—	—
4451	Grocery stores .....	446	1 981	8 397	15	7	1	1	2	2	2	—	—	—
44511	Grocery (except convenience) stores .....	437	1 970	8 337	11	4	—	1	2	2	2	—	—	—
445110	Grocery (except convenience) stores .....	437	1 970	8 337	11	4	—	1	2	2	2	—	—	—

See footnotes at end of table.

**Table 6. Counties—Employees, Payroll, and Establishments by Industry: 2000—Con.**

[Excludes most government employees, railroad employees, and self-employed persons. Size class 1 to 4 includes establishments with payroll, but no employees, during mid-March pay period. (D) denotes figures withheld to avoid disclosing data for individual companies; the data are included in broader industry totals. Detailed industries with 100 or more employees are shown if industry was not a (D). For explanation of terms, abbreviations, and data reliability/comparability, see introductory text]

NAICS code	Industry	Number of employees for week including March 12	Payroll (\$1,000)		Total number of establishments	Number of establishments by employment-size class									
			First quarter	Annual		1 to 4	5 to 9	10 to 19	20 to 49	50 to 99	100 to 249	250 to 499	500 to 999	1,000 or more	
<b>SANTA CRUZ—Con.</b>															
<b>44-45 Retail trade—Con.</b>															
447	Gasoline stations .....	244	946	4 089	24	8	8	6	1	1	—	—	—	—	
4471	Gasoline stations .....	244	946	4 089	24	8	8	6	1	1	—	—	—	—	
44711	Gasoline stations with convenience stores .....	173	699	3 186	17	5	6	5	—	1	—	—	—	—	
447110	Gasoline stations with convenience stores .....	173	699	3 186	17	5	6	5	—	1	—	—	—	—	
448	Clothing & clothing accessories stores .....	514	1 548	6 645	56	28	12	12	2	1	1	—	—	—	
4481	Clothing stores .....	412	1 225	5 150	38	20	5	9	2	1	1	—	—	—	
44814	Family clothing stores .....	271	844	3 373	11	4	—	3	2	1	1	—	—	—	
448140	Family clothing stores .....	271	844	3 373	11	4	—	3	2	1	1	—	—	—	
452	General merchandise stores .....	444	1 664	6 915	11	2	5	1	1	1	—	1	—	—	
4521	Department stores .....	(E)	(D)	(D)	2	—	—	—	—	1	—	1	—	—	
45211	Department stores .....	(E)	(D)	(D)	2	—	—	—	—	1	—	1	—	—	
<b>48-49</b>	<b>Transportation &amp; warehousing .....</b>	<b>899</b>	<b>5 227</b>	<b>21 634</b>	<b>99</b>	<b>52</b>	<b>22</b>	<b>15</b>	<b>6</b>	<b>3</b>	<b>1</b>	—	—	—	
484	Truck transportation .....	364	2 159	9 303	43	27	7	6	—	3	—	—	—	—	
4841	General freight trucking .....	256	1 502	6 924	33	20	6	5	—	2	—	—	—	—	
48411	General freight trucking, local .....	103	616	3 014	12	9	—	2	—	1	—	—	—	—	
484110	General freight trucking, local .....	103	616	3 014	12	9	—	2	—	1	—	—	—	—	
48412	General freight trucking, long-distance .....	153	886	3 910	21	11	6	3	—	1	—	—	—	—	
484121	General freight trucking, long-distance, TL .....	125	640	2 809	16	10	2	3	—	1	—	—	—	—	
4842	Specialized freight trucking .....	108	657	2 379	10	7	1	1	—	1	—	—	—	—	
488	Transportation support activities .....	(E)	(D)	(D)	45	20	14	6	4	—	1	—	—	—	
4885	Freight transportation arrangement .....	421	2 541	10 524	43	19	13	6	4	—	1	—	—	—	
48851	Freight transportation arrangement .....	421	2 541	10 524	43	19	13	6	4	—	1	—	—	—	
488510	Freight transportation arrangement .....	421	2 541	10 524	43	19	13	6	4	—	1	—	—	—	
493	Warehousing & storage .....	(C)	(D)	(D)	10	5	—	3	2	—	—	—	—	—	
4931	Warehousing & storage .....	(C)	(D)	(D)	10	5	—	3	2	—	—	—	—	—	
<b>51</b>	<b>Information .....</b>	<b>54</b>	<b>500</b>	<b>2 212</b>	<b>9</b>	<b>7</b>	—	<b>1</b>	<b>1</b>	—	—	—	—	—	
<b>52</b>	<b>Finance &amp; insurance .....</b>	<b>193</b>	<b>1 324</b>	<b>4 725</b>	<b>36</b>	<b>23</b>	<b>6</b>	<b>6</b>	<b>1</b>	—	—	—	—	—	
522	Credit intermediation & related activities .....	137	957	3 278	19	11	3	4	1	—	—	—	—	—	
5221	Depository credit intermediation .....	123	896	3 006	14	7	2	4	1	—	—	—	—	—	
52211	Commercial banking .....	123	896	3 006	14	7	2	4	1	—	—	—	—	—	
522110	Commercial banking .....	123	896	3 006	14	7	2	4	1	—	—	—	—	—	
<b>53</b>	<b>Real estate &amp; rental &amp; leasing .....</b>	<b>166</b>	<b>654</b>	<b>2 655</b>	<b>50</b>	<b>39</b>	<b>8</b>	<b>2</b>	<b>1</b>	—	—	—	—	—	
531	Real estate .....	130	489	1 915	41	34	5	1	1	—	—	—	—	—	
<b>54</b>	<b>Professional, scientific &amp; technical services .....</b>	<b>238</b>	<b>1 270</b>	<b>5 350</b>	<b>52</b>	<b>41</b>	<b>7</b>	<b>2</b>	<b>2</b>	—	—	—	—	—	
541	Professional, scientific & technical services .....	238	1 270	5 350	52	41	7	2	2	—	—	—	—	—	
<b>55</b>	<b>Management of companies &amp; enterprises .....</b>	<b>(B)</b>	<b>(D)</b>	<b>(D)</b>	<b>3</b>	—	—	<b>2</b>	—	<b>1</b>	—	—	—	—	
<b>56</b>	<b>Admin. support, waste mgt, remediation services .....</b>	<b>131</b>	<b>529</b>	<b>2 344</b>	<b>28</b>	<b>19</b>	<b>6</b>	<b>3</b>	—	—	—	—	—	—	
561	Administrative & support services .....	(C)	(D)	(D)	27	18	6	3	—	—	—	—	—	—	
<b>61</b>	<b>Educational services .....</b>	<b>214</b>	<b>593</b>	<b>2 422</b>	<b>11</b>	<b>2</b>	<b>5</b>	<b>1</b>	<b>2</b>	—	<b>1</b>	—	—	—	
611	Educational services .....	214	593	2 422	11	2	5	1	2	—	1	—	—	—	
6111	Elementary & secondary schools .....	200	524	2 064	8	1	3	1	2	—	1	—	—	—	
61111	Elementary & secondary schools .....	200	524	2 064	8	1	3	1	2	—	1	—	—	—	
611110	Elementary & secondary schools .....	200	524	2 064	8	1	3	1	2	—	1	—	—	—	
<b>62</b>	<b>Health care and social assistance .....</b>	<b>591</b>	<b>3 723</b>	<b>16 574</b>	<b>44</b>	<b>23</b>	<b>14</b>	<b>4</b>	<b>1</b>	—	<b>1</b>	<b>1</b>	—	—	
621	Ambulatory health care services .....	245	1 563	7 450	27	14	10	2	—	—	1	—	—	—	
6214	Outpatient care centers .....	(C)	(D)	(D)	3	—	2	—	—	—	1	—	—	—	
62149	Other outpatient care centers .....	(C)	(D)	(D)	3	—	2	—	—	—	1	—	—	—	
622	Hospitals .....	(E)	(D)	(D)	1	—	—	—	—	—	—	1	—	—	
6221	General medical & surgical hospitals .....	(E)	(D)	(D)	1	—	—	—	—	—	—	1	—	—	
62211	General medical & surgical hospitals .....	(E)	(D)	(D)	1	—	—	—	—	—	—	1	—	—	
<b>71</b>	<b>Arts, entertainment &amp; recreation .....</b>	<b>214</b>	<b>734</b>	<b>3 059</b>	<b>14</b>	<b>9</b>	<b>2</b>	—	<b>1</b>	<b>1</b>	<b>1</b>	—	—	—	
713	Amusement, gambling & recreation industries .....	200	671	2 817	8	4	1	—	1	1	1	—	—	—	
7139	Other amusement & recreation industries .....	200	671	2 817	8	4	1	—	1	1	1	—	—	—	
71391	Golf courses & country clubs .....	186	637	2 671	3	—	—	—	1	1	1	—	—	—	
713910	Golf courses & country clubs .....	186	637	2 671	3	—	—	—	1	1	1	—	—	—	
<b>72</b>	<b>Accommodation &amp; food services .....</b>	<b>1 305</b>	<b>3 316</b>	<b>13 452</b>	<b>89</b>	<b>37</b>	<b>12</b>	<b>19</b>	<b>17</b>	<b>3</b>	<b>1</b>	—	—	—	
721	Accommodation .....	273	912	3 753	9	4	—	1	3	—	1	—	—	—	
7211	Traveler accommodation .....	(C)	(D)	(D)	7	3	—	1	2	—	1	—	—	—	
72111	Hotels (exc casino hotels) & motels .....	246	826	3 464	6	2	—	1	2	—	1	—	—	—	
721110	Hotels (exc casino hotels) & motels .....	246	826	3 464	6	2	—	1	2	—	1	—	—	—	
722	Food services & drinking places .....	1 032	2 404	9 699	80	33	12	18	14	3	—	—	—	—	
7221	Full-service restaurants .....	512	1 261	4 749	42	14	7	14	6	1	—	—	—	—	
72211	Full-service restaurants .....	512	1 261	4 749	42	14	7	14	6	1	—	—	—	—	
722110	Full-service restaurants .....	512	1 261	4 749	42	14	7	14	6	1	—	—	—	—	
7222	Limited-service eating places .....	301	772	3 178	22	10	2	4	5	1	—	—	—	—	
72221	Limited-service eating places .....	301	772	3 178	22	10	2	4	5	1	—	—	—	—	
722211	Limited-service restaurants .....	295	760	3 111	17	5	2	4	5	1	—	—	—	—	
7223	Special food services .....	(C)	(D)	(D)	7	3	1	—	2	1	—	—	—	—	
72231	Food service contractors .....	174	301	1 322	5	1	1	—	2	1	—	—	—	—	
722310	Food service contractors .....	174	301	1 322	5	1	1	—	2	1	—	—	—	—	

See footnotes at end of table.

**Table 6. Counties—Employees, Payroll, and Establishments by Industry: 2000—Con.**

[Excludes most government employees, railroad employees, and self-employed persons. Size class 1 to 4 includes establishments with payroll, but no employees, during mid-March pay period. (D) denotes figures withheld to avoid disclosing data for individual companies; the data are included in broader industry totals. Detailed industries with 100 or more employees are shown if industry was not a (D). For explanation of terms, abbreviations, and data reliability/comparability, see introductory text]

NAICS code	Industry	Number of employees for week including March 12	Payroll (\$1,000)		Total number of establishments	Number of establishments by employment-size class									
			First quarter	Annual		1 to 4	5 to 9	10 to 19	20 to 49	50 to 99	100 to 249	250 to 499	500 to 999	1,000 or more	
<b>SANTA CRUZ—Con.</b>															
<b>81</b>	<b>Other services (except public administration) .....</b>	<b>253</b>	<b>881</b>	<b>3 884</b>	<b>65</b>	<b>47</b>	<b>12</b>	<b>4</b>	<b>2</b>	—	—	—	—	—	
811	Repair & maintenance .....	103	335	1 647	28	22	3	2	1	—	—	—	—	—	
813	Religious, grantmaking, civic, prof & like organizations .....	120	449	1 875	26	17	6	2	1	—	—	—	—	—	
<b>95</b>	<b>Auxiliaries (exc corporate, subsidiary &amp; regional mgt) .....</b>	<b>103</b>	<b>807</b>	<b>2 322</b>	<b>8</b>	<b>4</b>	<b>2</b>	<b>1</b>	—	<b>1</b>	—	—	—	—	
<b>99</b>	<b>Unclassified establishments .....</b>	<b>(B)</b>	<b>(D)</b>	<b>(D)</b>	<b>21</b>	<b>20</b>	—	<b>1</b>	—	—	—	—	—	—	
<b>YAVAPAI</b>															
	<b>Total .....</b>	<b>46 063</b>	<b>236 920</b>	<b>1 013 315</b>	<b>4 985</b>	<b>2 976</b>	<b>998</b>	<b>581</b>	<b>294</b>	<b>83</b>	<b>39</b>	<b>8</b>	<b>6</b>	—	
<b>11</b>	<b>Forestry, fishing, hunting, and agriculture support .....</b>	<b>(B)</b>	<b>(D)</b>	<b>(D)</b>	<b>11</b>	<b>7</b>	<b>3</b>	<b>1</b>	—	—	—	—	—	—	
<b>21</b>	<b>Mining .....</b>	<b>(F)</b>	<b>(D)</b>	<b>(D)</b>	<b>12</b>	<b>7</b>	—	<b>1</b>	<b>1</b>	<b>1</b>	<b>1</b>	—	<b>1</b>	—	
212	Mining (except oil & gas) .....	(F)	(D)	(D)	10	6	—	—	1	1	1	—	1	—	
2122	Metal ore mining .....	(F)	(D)	(D)	1	—	—	—	—	—	—	—	—	1	
21223	Copper, nickel, lead & zinc mining .....	(F)	(D)	(D)	1	—	—	—	—	—	—	—	—	1	
2123	Nonmetallic mineral mining & quarrying .....	245	981	5 622	9	6	—	—	1	1	1	—	—	—	
21231	Stone mining & quarrying .....	(C)	(D)	(D)	5	3	—	—	1	—	1	—	—	—	
<b>22</b>	<b>Utilities .....</b>	<b>290</b>	<b>3 643</b>	<b>14 670</b>	<b>25</b>	<b>14</b>	<b>5</b>	<b>4</b>	<b>1</b>	—	<b>1</b>	—	—	—	
221	Utilities .....	290	3 643	14 670	25	14	5	4	1	—	1	—	—	—	
2211	Elec pwr generation, transmsn & distribution ...	(C)	(D)	(D)	1	—	—	—	—	—	1	—	—	—	
22111	Electric power generation .....	(C)	(D)	(D)	1	—	—	—	—	—	1	—	—	—	
<b>23</b>	<b>Construction .....</b>	<b>5 182</b>	<b>28 588</b>	<b>130 647</b>	<b>892</b>	<b>559</b>	<b>187</b>	<b>101</b>	<b>35</b>	<b>8</b>	<b>2</b>	—	—	—	
233	Building, developing & general contracting .....	1 510	8 092	35 567	311	207	64	29	9	2	—	—	—	—	
2332	Residential building construction .....	1 094	5 351	22 301	246	165	55	20	5	1	—	—	—	—	
23321	Single-family housing construction .....	1 067	5 272	21 787	237	158	53	20	5	1	—	—	—	—	
233210	Single-family housing construction .....	1 067	5 272	21 787	237	158	53	20	5	1	—	—	—	—	
2333	Nonresidential building construction .....	317	2 118	10 321	41	22	9	6	3	1	—	—	—	—	
23332	Commercial & institutional bldg construction ..	250	1 771	8 834	32	17	7	6	1	1	—	—	—	—	
233320	Commercial & institutional bldg construction ..	250	1 771	8 834	32	17	7	6	1	1	—	—	—	—	
234	Heavy construction .....	648	4 614	22 967	34	12	7	6	6	2	1	—	—	—	
2341	Highway, street, bridge & tunnel construction ...	367	2 499	12 756	13	4	4	2	1	1	1	—	—	—	
23411	Highway & street construction .....	367	2 499	12 756	13	4	4	2	1	1	1	—	—	—	
234110	Highway & street construction .....	367	2 499	12 756	13	4	4	2	1	1	1	—	—	—	
2349	Other heavy construction .....	281	2 115	10 211	21	8	3	4	5	1	—	—	—	—	
23491	Water, sewer & pipeline construction .....	150	1 440	7 440	6	1	—	1	3	1	—	—	—	—	
234910	Water, sewer & pipeline construction .....	150	1 440	7 440	6	1	—	1	3	1	—	—	—	—	
23499	All other heavy construction .....	116	599	2 481	11	4	3	2	2	—	—	—	—	—	
234990	All other heavy construction .....	116	599	2 481	11	4	3	2	2	—	—	—	—	—	
235	Special trade contractors .....	3 024	15 882	72 113	547	340	116	66	20	4	1	—	—	—	
2351	Plumbing, heating & AC contractor .....	599	3 452	15 515	92	56	19	11	4	2	—	—	—	—	
23511	Plumbing, heating & AC contractor .....	599	3 452	15 515	92	56	19	11	4	2	—	—	—	—	
235110	Plumbing, heating & AC contractor .....	599	3 452	15 515	92	56	19	11	4	2	—	—	—	—	
2352	Painting & wall covering contractors .....	218	894	3 899	55	40	7	8	—	—	—	—	—	—	
23521	Painting & wall covering contractors .....	218	894	3 899	55	40	7	8	—	—	—	—	—	—	
235210	Painting & wall covering contractors .....	218	894	3 899	55	40	7	8	—	—	—	—	—	—	
2353	Electrical contractors .....	427	2 720	13 143	66	41	13	9	2	—	1	—	—	—	
23531	Electrical contractors .....	427	2 720	13 143	66	41	13	9	2	—	1	—	—	—	
235310	Electrical contractors .....	427	2 720	13 143	66	41	13	9	2	—	1	—	—	—	
2354	Masonry, drywall, insulation, tile contractors ...	649	3 005	13 077	88	39	29	12	7	1	—	—	—	—	
23541	Masonry & stone contractors .....	228	1 017	4 797	29	10	10	6	3	—	—	—	—	—	
235410	Masonry & stone contractors .....	228	1 017	4 797	29	10	10	6	3	—	—	—	—	—	
23542	Drywall, acoustical & insulation contractors ...	380	1 803	7 497	43	16	16	6	4	1	—	—	—	—	
235420	Drywall, acoustical & insulation contractors ...	380	1 803	7 497	43	16	16	6	4	1	—	—	—	—	
2355	Carpentry & floor contractors .....	240	1 276	5 277	52	38	7	5	1	1	—	—	—	—	
23551	Carpentry contractors .....	146	654	2 832	38	28	4	5	1	—	—	—	—	—	
235510	Carpentry contractors .....	146	654	2 832	38	28	4	5	1	—	—	—	—	—	
2356	Roofing, siding, & sheet metal contractors .....	203	954	4 677	39	25	8	4	2	—	—	—	—	—	
23561	Roofing, siding, & sheet metal contractors ...	203	954	4 677	39	25	8	4	2	—	—	—	—	—	
235610	Roofing, siding, & sheet metal contractors ...	203	954	4 677	39	25	8	4	2	—	—	—	—	—	
2357	Concrete contractors .....	234	1 213	5 675	45	26	10	8	1	—	—	—	—	—	
23571	Concrete contractors .....	234	1 213	5 675	45	26	10	8	1	—	—	—	—	—	
235710	Concrete contractors .....	234	1 213	5 675	45	26	10	8	1	—	—	—	—	—	
2359	Other special trade contractors .....	401	2 088	9 497	100	71	19	7	3	—	—	—	—	—	
23593	Excavation contractors .....	227	1 207	5 463	43	27	9	4	3	—	—	—	—	—	
235930	Excavation contractors .....	227	1 207	5 463	43	27	9	4	3	—	—	—	—	—	
23599	All other special trade contractors .....	122	615	2 801	43	35	6	2	—	—	—	—	—	—	
235990	All other special trade contractors .....	122	615	2 801	43	35	6	2	—	—	—	—	—	—	

See footnotes at end of table.

**Table 6. Counties—Employees, Payroll, and Establishments by Industry: 2000—Con.**

[Excludes most government employees, railroad employees, and self-employed persons. Size class 1 to 4 includes establishments with payroll, but no employees, during mid-March pay period. (D) denotes figures withheld to avoid disclosing data for individual companies; the data are included in broader industry totals. Detailed industries with 100 or more employees are shown if industry was not a (D). For explanation of terms, abbreviations, and data reliability/comparability, see introductory text]

NAICS code	Industry	Number of employees for week including March 12	Payroll (\$1,000)		Total number of establishments	Number of establishments by employment-size class									
			First quarter	Annual		1 to 4	5 to 9	10 to 19	20 to 49	50 to 99	100 to 249	250 to 499	500 to 999	1,000 or more	
<b>YAVAPAI—Con.</b>															
<b>31-33</b>	<b>Manufacturing</b>	<b>3 420</b>	<b>23 242</b>	<b>101 447</b>	<b>172</b>	<b>87</b>	<b>27</b>	<b>17</b>	<b>26</b>	<b>7</b>	<b>6</b>	<b>2</b>	—	—	
321	Wood product mfg	164	810	3 419	6	3	1	—	—	2	—	—	—	—	
3212	Veneer, plywood & engineered wood product mfg	(C)	(D)	(D)	2	—	—	—	—	2	—	—	—	—	
32121	Veneer, plywood & engineered wood product mfg	(C)	(D)	(D)	2	—	—	—	—	2	—	—	—	—	
326	Plastics & rubber products mfg	200	1 692	7 014	6	1	1	1	2	—	1	—	—	—	
3261	Plastics product mfg	200	1 692	7 014	6	1	1	1	2	—	1	—	—	—	
32611	Unsupported plastics film, sheet, & bag mfg	(C)	(D)	(D)	1	—	—	—	—	—	1	—	—	—	
327	Nonmetallic mineral product mfg	474	3 649	15 995	10	1	3	1	2	1	2	—	—	—	
3273	Cement & concrete product mfg	414	3 395	15 026	6	1	1	—	1	1	2	—	—	—	
32731	Cement mfg	(C)	(D)	(D)	1	—	—	—	—	—	1	—	—	—	
32732	Ready-mix concrete mfg	148	511	2 359	3	1	1	—	—	—	1	—	—	—	
327320	Ready-mix concrete mfg	148	511	2 359	3	1	1	—	—	—	1	—	—	—	
331	Primary metal mfg	(E)	(D)	(D)	6	2	1	1	1	—	—	1	—	—	
3315	Foundries	(E)	(D)	(D)	5	1	1	1	1	—	—	1	—	—	
33152	Nonferrous metal foundries	(E)	(D)	(D)	5	1	1	1	1	—	—	1	—	—	
332	Fabricated metal product mfg	910	5 823	27 426	32	14	6	4	5	—	2	1	—	—	
3323	Architectural & structural metals mfg	402	2 194	9 667	7	2	1	2	1	—	—	1	—	—	
33232	Ornamental & architectural metal prod mfg	(E)	(D)	(D)	6	2	—	2	1	—	—	1	—	—	
3327	Mach shops, turn prod, screw, nut, bolt mfg	(C)	(D)	(D)	16	8	3	1	4	—	—	—	—	—	
3328	Coating, engrave, heat treating & oth activity	(C)	(D)	(D)	4	2	1	—	—	—	1	—	—	—	
33281	Coating, engrave, heat treating & oth activity	(C)	(D)	(D)	4	2	1	—	—	—	1	—	—	—	
3329	Other fabricated metal product mfg	(C)	(D)	(D)	4	2	—	1	—	—	1	—	—	—	
33299	All other fabricated metal product mfg	(C)	(D)	(D)	4	2	—	1	—	—	1	—	—	—	
333	Machinery mfg	210	1 546	6 325	5	1	—	1	2	—	1	—	—	—	
3333	Commercial & service industry machinery	(C)	(D)	(D)	1	—	—	—	—	—	1	—	—	—	
33331	Commercial & service industry machinery mfg	(C)	(D)	(D)	1	—	—	—	—	—	1	—	—	—	
334	Computer & electronic product mfg	167	1 674	6 086	8	4	—	1	2	1	—	—	—	—	
3342	Communications equipment mfg	(C)	(D)	(D)	2	—	—	1	—	1	—	—	—	—	
33422	Radio, TV broadcast & wireless comm equip mfg	(C)	(D)	(D)	2	—	—	1	—	1	—	—	—	—	
336	Transportation equipment mfg	(C)	(D)	(D)	3	—	—	—	2	1	—	—	—	—	
337	Furniture & related product mfg	143	751	3 175	16	8	3	1	4	—	—	—	—	—	
3371	HH & institutional furniture & kitchen cabinet mfg	(C)	(D)	(D)	14	6	3	1	4	—	—	—	—	—	
33711	Wood kitchen cabinet & countertop mfg	116	613	2 436	10	3	3	1	3	—	—	—	—	—	
337110	Wood kitchen cabinet & countertop mfg	116	613	2 436	10	3	3	1	3	—	—	—	—	—	
339	Miscellaneous mfg	365	2 154	9 803	31	19	4	2	5	1	—	—	—	—	
3391	Medical equipment & supplies mfg	109	927	4 732	8	4	2	—	2	—	—	—	—	—	
33911	Medical equipment & supplies mfg	109	927	4 732	8	4	2	—	2	—	—	—	—	—	
3399	Other miscellaneous mfg	256	1 227	5 071	23	15	2	2	3	1	—	—	—	—	
33999	All other misc mfg	140	517	2 319	7	2	2	1	1	1	—	—	—	—	
<b>42</b>	<b>Wholesale trade</b>	<b>1 711</b>	<b>11 639</b>	<b>49 309</b>	<b>161</b>	<b>98</b>	<b>32</b>	<b>16</b>	<b>10</b>	<b>2</b>	<b>2</b>	<b>1</b>	—	—	
421	Wholesale trade, durable goods	980	6 885	28 976	97	56	23	11	4	1	1	1	—	—	
4213	Lumber & other construction materials whsle	224	907	5 136	13	7	3	2	—	—	1	—	—	—	
42132	Brick & related construction material whsle	(C)	(D)	(D)	5	3	—	1	—	—	1	—	—	—	
4217	Hardware, plumb & heating equip & sup whsle	422	3 119	13 060	13	4	2	4	2	—	—	1	—	—	
42171	Hardware whsle	355	2 569	10 675	6	1	1	2	1	—	—	1	—	—	
421710	Hardware whsle	355	2 569	10 675	6	1	1	2	1	—	—	1	—	—	
4219	Miscellaneous durable goods whsle	114	1 603	4 726	26	18	6	1	—	1	—	—	—	—	
422	Wholesale trade, nondurable goods	731	4 754	20 333	64	42	9	5	6	1	1	—	—	—	
4224	Grocery & related product whsle	157	991	4 411	19	12	2	2	3	—	—	—	—	—	
42249	Other grocery & related products whsle	146	970	4 318	16	10	1	2	3	—	—	—	—	—	
422490	Other grocery & related products whsle	146	970	4 318	16	10	1	2	3	—	—	—	—	—	
4229	Miscellaneous nondurable goods whsle	371	2 489	10 489	23	15	6	—	—	1	1	—	—	—	
42293	Flower, nursery stock, florists' supplies whsle	(C)	(D)	(D)	3	1	1	—	—	—	1	—	—	—	
<b>44-45</b>	<b>Retail trade</b>	<b>7 665</b>	<b>37 127</b>	<b>156 175</b>	<b>789</b>	<b>440</b>	<b>188</b>	<b>91</b>	<b>42</b>	<b>17</b>	<b>9</b>	<b>2</b>	—	—	
441	Motor vehicle & parts dealers	1 039	7 982	32 351	89	40	20	16	10	3	—	—	—	—	
4411	Automobile dealers	547	5 526	21 685	28	14	4	1	6	3	—	—	—	—	
44111	New car dealers	501	5 248	20 566	14	3	1	1	6	3	—	—	—	—	
441110	New car dealers	501	5 248	20 566	14	3	1	1	6	3	—	—	—	—	
4412	Other motor vehicle dealers	160	1 085	4 332	19	9	5	3	2	—	—	—	—	—	
4413	Automotive parts, accessories & tire stores	332	1 371	6 334	42	17	11	12	2	—	—	—	—	—	
44131	Automotive parts, accessories & tire stores	240	894	4 306	30	13	6	10	1	—	—	—	—	—	
441310	Automotive parts, accessories & tire stores	240	894	4 306	30	13	6	10	1	—	—	—	—	—	
442	Furniture & home furnishing stores	311	1 481	6 100	55	33	12	7	3	—	—	—	—	—	
4421	Furniture stores	130	564	2 084	20	10	5	4	1	—	—	—	—	—	
44211	Furniture stores	130	564	2 084	20	10	5	4	1	—	—	—	—	—	
442110	Furniture stores	130	564	2 084	20	10	5	4	1	—	—	—	—	—	
4422	Home furnishings stores	181	917	4 016	35	23	7	3	2	—	—	—	—	—	
44221	Floor covering stores	125	708	3 220	19	13	1	3	2	—	—	—	—	—	
442210	Floor covering stores	125	708	3 220	19	13	1	3	2	—	—	—	—	—	
443	Electronics & appliance stores	118	861	3 091	26	18	4	4	—	—	—	—	—	—	
4431	Electronics & appliance stores	118	861	3 091	26	18	4	4	—	—	—	—	—	—	

See footnotes at end of table.

**Table 6. Counties—Employees, Payroll, and Establishments by Industry: 2000—Con.**

[Excludes most government employees, railroad employees, and self-employed persons. Size class 1 to 4 includes establishments with payroll, but no employees, during mid-March pay period. (D) denotes figures withheld to avoid disclosing data for individual companies; the data are included in broader industry totals. Detailed industries with 100 or more employees are shown if industry was not a (D). For explanation of terms, abbreviations, and data reliability/comparability, see introductory text]

NAICS code	Industry	Number of employees for week including March 12	Payroll (\$1,000)		Total number of establishments	Number of establishments by employment-size class									
			First quarter	Annual		1 to 4	5 to 9	10 to 19	20 to 49	50 to 99	100 to 249	250 to 499	500 to 999	1,000 or more	
<b>44-45</b>	<b>YAVAPAI—Con.</b>														
	<b>Retail trade—Con.</b>														
444	Bldg material & garden equip & supp dealers . . . . .	897	4 652	19 877	88	43	21	14	7	2	1	—	—	—	—
4441	Building material & supplies dealers . . . . .	788	4 329	18 327	71	33	18	12	5	2	1	—	—	—	—
44411	Home centers . . . . .	187	1 025	4 448	3	—	—	2	—	—	—	—	—	—	—
444110	Home centers . . . . .	187	1 025	4 448	3	—	—	2	—	—	—	—	—	—	—
44413	Hardware stores . . . . .	140	514	2 480	12	6	2	2	1	1	—	—	—	—	—
444130	Hardware stores . . . . .	140	514	2 480	12	6	2	2	1	1	—	—	—	—	—
44419	Other building material dealers . . . . .	430	2 608	10 707	49	24	12	8	4	1	—	—	—	—	—
444190	Other building material dealers . . . . .	430	2 608	10 707	49	24	12	8	4	1	—	—	—	—	—
4442	Lawn & garden equip & supplies stores . . . . .	109	323	1 550	17	10	3	2	2	—	—	—	—	—	—
44422	Nursery & garden centers . . . . .	100	293	1 403	14	8	2	2	2	—	—	—	—	—	—
444220	Nursery & garden centers . . . . .	100	293	1 403	14	8	2	2	2	—	—	—	—	—	—
445	Food & beverage stores . . . . .	1 640	7 582	32 873	77	39	14	9	1	8	6	—	—	—	—
4451	Grocery stores . . . . .	1 558	7 389	31 860	50	18	10	7	1	8	6	—	—	—	—
44511	Grocery (except convenience) stores . . . . .	1 509	7 254	31 191	39	11	7	6	1	8	6	—	—	—	—
445110	Grocery (except convenience) stores . . . . .	1 509	7 254	31 191	39	11	7	6	1	8	6	—	—	—	—
446	Health & personal care stores . . . . .	280	1 338	5 939	46	28	9	6	3	—	—	—	—	—	—
4461	Health & personal care stores . . . . .	280	1 338	5 939	46	28	9	6	3	—	—	—	—	—	—
44611	Pharmacies & drug stores . . . . .	159	931	3 993	13	5	1	4	3	—	—	—	—	—	—
446110	Pharmacies & drug stores . . . . .	159	931	3 993	13	5	1	4	3	—	—	—	—	—	—
447	Gasoline stations . . . . .	586	2 103	8 798	73	22	31	18	2	—	—	—	—	—	—
4471	Gasoline stations . . . . .	586	2 103	8 798	73	22	31	18	2	—	—	—	—	—	—
44711	Gasoline stations with convenience stores . . . . .	422	1 559	6 716	56	15	27	13	1	—	—	—	—	—	—
447110	Gasoline stations with convenience stores . . . . .	422	1 559	6 716	56	15	27	13	1	—	—	—	—	—	—
44719	Other gasoline stations . . . . .	164	544	2 082	17	7	4	5	1	—	—	—	—	—	—
447190	Other gasoline stations . . . . .	164	544	2 082	17	7	4	5	1	—	—	—	—	—	—
448	Clothing & clothing accessories stores . . . . .	424	1 443	6 033	80	49	22	6	3	—	—	—	—	—	—
4481	Clothing stores . . . . .	317	1 080	4 380	47	23	16	5	3	—	—	—	—	—	—
44814	Family clothing stores . . . . .	172	519	2 096	15	2	8	2	3	—	—	—	—	—	—
448140	Family clothing stores . . . . .	172	519	2 096	15	2	8	2	3	—	—	—	—	—	—
451	Sporting goods, hobby, book & music stores . . . . .	251	778	3 389	42	27	9	3	3	—	—	—	—	—	—
4511	Sporting goods, hobby, musical instrument stores . . . . .	166	576	2 480	29	19	6	2	2	—	—	—	—	—	—
452	General merchandise stores . . . . .	1 267	5 387	23 045	25	9	6	1	1	4	2	2	—	—	—
4521	Department stores . . . . .	934	3 728	15 441	6	—	—	—	—	3	1	2	—	—	—
45211	Department stores . . . . .	934	3 728	15 441	6	—	—	—	—	3	1	2	—	—	—
452110	Department stores . . . . .	934	3 728	15 441	6	—	—	—	—	3	1	2	—	—	—
4529	Other general merchandise stores . . . . .	333	1 659	7 604	19	9	6	1	1	1	1	—	—	—	—
45291	Warehouse clubs & superstores . . . . .	(C)	(D)	(D)	2	1	—	—	—	—	1	—	—	—	—
45299	All other general merchandise stores . . . . .	(C)	(D)	(D)	17	8	6	1	1	1	—	—	—	—	—
453	Miscellaneous store retailers . . . . .	665	2 332	9 843	151	105	35	4	7	—	—	—	—	—	—
4532	Office supplies, stationery & gift stores . . . . .	255	877	3 562	41	26	10	1	4	—	—	—	—	—	—
45321	Office supplies & stationery stores . . . . .	129	506	2 028	7	2	1	—	4	—	—	—	—	—	—
453210	Office supplies & stationery stores . . . . .	129	506	2 028	7	2	1	—	4	—	—	—	—	—	—
45322	Gift, novelty & souvenir stores . . . . .	126	371	1 534	34	24	9	1	—	—	—	—	—	—	—
453220	Gift, novelty & souvenir stores . . . . .	126	371	1 534	34	24	9	1	—	—	—	—	—	—	—
4539	Other miscellaneous store retailers . . . . .	290	1 118	4 902	82	61	17	1	3	—	—	—	—	—	—
454	Nonstore retailers . . . . .	187	1 188	4 836	37	27	5	3	2	—	—	—	—	—	—
4543	Direct selling establishments . . . . .	123	985	4 022	26	19	3	3	1	—	—	—	—	—	—
<b>48-49</b>	<b>Transportation &amp; warehousing . . . . .</b>	<b>677</b>	<b>3 077</b>	<b>13 550</b>	<b>110</b>	<b>65</b>	<b>23</b>	<b>14</b>	<b>8</b>	—	—	—	—	—	—
484	Truck transportation . . . . .	339	1 720	7 545	62	42	10	6	4	—	—	—	—	—	—
4841	General freight trucking . . . . .	122	675	3 028	29	22	5	1	1	—	—	—	—	—	—
4842	Specialized freight trucking . . . . .	217	1 045	4 517	33	20	5	5	3	—	—	—	—	—	—
48422	Specialized freight (exc used) trucking, local . . . . .	106	491	2 109	23	17	3	1	2	—	—	—	—	—	—
484220	Specialized freight (exc used) trucking, local . . . . .	106	491	2 109	23	17	3	1	2	—	—	—	—	—	—
485	Transit & ground passenger transportation . . . . .	150	376	1 655	10	—	3	4	3	—	—	—	—	—	—
<b>51</b>	<b>Information . . . . .</b>	<b>846</b>	<b>5 753</b>	<b>25 334</b>	<b>77</b>	<b>43</b>	<b>12</b>	<b>12</b>	<b>6</b>	<b>3</b>	<b>1</b>	—	—	—	—
511	Publishing industries . . . . .	313	1 927	8 314	23	14	4	2	2	—	1	—	—	—	—
5111	Newspaper, periodical, book, database publishers . . . . .	291	1 635	6 862	17	10	3	1	2	—	1	—	—	—	—
51111	Newspaper publishers . . . . .	(C)	(D)	(D)	4	1	—	—	2	—	1	—	—	—	—
513	Broadcasting & telecommunications . . . . .	421	3 512	15 711	37	18	5	9	2	3	—	—	—	—	—
5131	Radio & television broadcasting . . . . .	123	679	2 966	10	2	2	5	1	—	—	—	—	—	—
5132	Cable networks & program distribution . . . . .	113	849	3 555	4	—	1	1	1	1	—	—	—	—	—
51322	Cable & other program distribution . . . . .	113	849	3 555	4	—	1	1	1	1	—	—	—	—	—
513220	Cable & other program distribution . . . . .	113	849	3 555	4	—	1	1	1	1	—	—	—	—	—
5133	Telecommunications . . . . .	185	1 984	9 190	23	16	2	3	—	2	—	—	—	—	—
51331	Wired telecommunications carriers . . . . .	(C)	(D)	(D)	18	13	2	2	—	1	—	—	—	—	—

See footnotes at end of table.

**Table 6. Counties—Employees, Payroll, and Establishments by Industry: 2000—Con.**

[Excludes most government employees, railroad employees, and self-employed persons. Size class 1 to 4 includes establishments with payroll, but no employees, during mid-March pay period. (D) denotes figures withheld to avoid disclosing data for individual companies; the data are included in broader industry totals. Detailed industries with 100 or more employees are shown if industry was not a (D). For explanation of terms, abbreviations, and data reliability/comparability, see introductory text]

NAICS code	Industry	Number of employees for week including March 12	Payroll (\$1,000)		Total number of establishments	Number of establishments by employment-size class								
			First quarter	Annual		1 to 4	5 to 9	10 to 19	20 to 49	50 to 99	100 to 249	250 to 499	500 to 999	1,000 or more
<b>YAVAPAI—Con.</b>														
<b>52</b>	<b>Finance &amp; insurance</b> .....	<b>1 517</b>	<b>10 225</b>	<b>39 395</b>	<b>260</b>	<b>168</b>	<b>49</b>	<b>29</b>	<b>11</b>	<b>3</b>	—	—	—	—
522	Credit intermediation & related activities .....	926	5 459	21 193	112	51	29	23	6	3	—	—	—	—
5221	Depository credit intermediation .....	696	4 268	16 325	67	20	19	21	5	2	—	—	—	—
52211	Commercial banking .....	623	3 870	14 613	57	18	14	18	5	2	—	—	—	—
522110	Commercial banking .....	623	3 870	14 613	57	18	14	18	5	2	—	—	—	—
5222	Nondepository credit intermediation .....	185	952	3 958	32	22	8	—	1	1	—	—	—	—
52229	Other nondepository credit intermediation .....	180	925	3 830	29	19	8	—	1	1	—	—	—	—
523	Security, commodity contracts & like activity .....	146	2 202	8 293	51	40	10	—	1	—	—	—	—	—
524	Insurance carriers & related activities .....	445	2 564	9 909	97	77	10	6	4	—	—	—	—	—
5241	Insurance carriers .....	174	1 174	4 249	21	15	2	2	2	—	—	—	—	—
52412	Other direct insurance carriers .....	(C)	(D)	(D)	18	12	2	2	2	—	—	—	—	—
5242	Agencies & other insurance related activities .....	271	1 390	5 660	76	62	8	4	2	—	—	—	—	—
52421	Insurance agencies & brokerages .....	240	1 285	5 192	66	53	8	3	2	—	—	—	—	—
524210	Insurance agencies & brokerages .....	240	1 285	5 192	66	53	8	3	2	—	—	—	—	—
<b>53</b>	<b>Real estate &amp; rental &amp; leasing</b> .....	<b>2 021</b>	<b>10 076</b>	<b>38 461</b>	<b>259</b>	<b>202</b>	<b>35</b>	<b>14</b>	<b>4</b>	<b>3</b>	—	—	<b>1</b>	—
531	Real estate .....	1 748	8 925	33 756	227	187	25	11	1	2	—	—	1	—
5311	Lessors of real estate .....	165	616	2 553	63	54	7	2	—	—	—	—	—	—
5312	Offices of real estate agents & brokers .....	214	955	4 683	107	96	7	4	—	—	—	—	—	—
53121	Offices of real estate agents & brokers .....	214	955	4 683	107	96	7	4	—	—	—	—	—	—
531210	Offices of real estate agents & brokers .....	214	955	4 683	107	96	7	4	—	—	—	—	—	—
5313	Activities related to real estate .....	1 369	7 354	26 520	57	37	11	5	1	2	—	—	1	—
53131	Real estate property managers .....	1 098	5 839	21 339	21	14	3	2	1	—	—	—	1	—
53139	Other activities related to real estate .....	233	1 359	4 554	19	8	6	3	—	2	—	—	—	—
531390	Other activities related to real estate .....	233	1 359	4 554	19	8	6	3	—	2	—	—	—	—
532	Rental & leasing services .....	273	1 151	4 705	32	15	10	3	3	1	—	—	—	—
5322	Consumer goods rental .....	149	400	1 869	13	4	5	2	1	1	—	—	—	—
<b>54</b>	<b>Professional, scientific &amp; technical services</b> .....	<b>1 507</b>	<b>8 158</b>	<b>37 636</b>	<b>363</b>	<b>281</b>	<b>51</b>	<b>21</b>	<b>7</b>	<b>2</b>	<b>1</b>	—	—	—
541	Professional, scientific & technical services .....	1 507	8 158	37 636	363	281	51	21	7	2	1	—	—	—
5411	Legal services .....	224	1 429	6 735	66	54	7	5	—	—	—	—	—	—
54111	Offices of lawyers .....	(C)	(D)	(D)	65	53	7	5	—	—	—	—	—	—
5412	Accounting, tax prep, bookkeep, payroll services .....	394	1 543	6 666	77	57	14	4	1	—	1	—	—	—
54121	Accounting, tax prep, bookkeep, payroll services .....	394	1 543	6 666	77	57	14	4	1	—	1	—	—	—
541219	Other accounting services .....	236	800	3 712	33	25	6	—	1	—	—	—	—	—
5413	Architectural, engineering & related services .....	310	2 281	10 348	67	44	15	5	3	—	—	—	—	—
54133	Engineering services .....	179	1 557	7 251	26	14	5	4	3	—	—	—	—	—
541330	Engineering services .....	179	1 557	7 251	26	14	5	4	3	—	—	—	—	—
5416	Management, sci & tech consulting services .....	250	937	4 465	52	46	3	1	—	2	—	—	—	—
54161	Management consulting services .....	226	676	3 370	35	30	2	1	—	2	—	—	—	—
541611	Admin & gen management consulting services .....	117	466	2 008	17	16	—	—	—	1	—	—	—	—
5419	Oth professional, scientific, technical services .....	195	919	4 834	41	27	6	6	2	—	—	—	—	—
54194	Veterinary services .....	177	855	4 191	19	5	6	6	2	—	—	—	—	—
541940	Veterinary services .....	177	855	4 191	19	5	6	6	2	—	—	—	—	—
<b>55</b>	<b>Management of companies &amp; enterprises</b> .....	<b>(A)</b>	<b>(D)</b>	<b>(D)</b>	<b>7</b>	<b>5</b>	<b>2</b>	—	—	—	—	—	—	—
<b>56</b>	<b>Admin, support, waste mgt, remediation services</b> .....	<b>2 149</b>	<b>9 086</b>	<b>41 260</b>	<b>222</b>	<b>151</b>	<b>37</b>	<b>18</b>	<b>9</b>	<b>1</b>	<b>5</b>	<b>1</b>	—	—
561	Administrative & support services .....	2 103	8 826	40 061	210	143	35	16	9	1	5	1	—	—
5611	Office administrative services .....	365	1 836	8 882	32	29	1	1	—	—	—	1	—	—
56111	Office administrative services .....	365	1 836	8 882	32	29	1	1	—	—	—	1	—	—
561110	Office administrative services .....	365	1 836	8 882	32	29	1	1	—	—	—	1	—	—
5613	Employment services .....	810	3 317	15 379	19	9	—	3	3	—	4	—	—	—
56132	Temporary help services .....	792	3 261	15 152	13	4	—	2	3	—	4	—	—	—
561320	Temporary help services .....	792	3 261	15 152	13	4	—	2	3	—	4	—	—	—
5614	Business support services .....	131	395	1 630	25	16	3	5	1	—	—	—	—	—
5615	Travel arrangement & reservation services .....	139	949	3 292	19	11	7	—	—	1	—	—	—	—
5617	Services to buildings & dwellings .....	528	1 750	8 390	90	61	19	6	3	—	1	—	—	—
56172	Janitorial services .....	253	608	2 649	30	20	6	2	1	—	1	—	—	—
561720	Janitorial services .....	253	608	2 649	30	20	6	2	1	—	1	—	—	—
56173	Landscaping services .....	198	764	4 005	45	31	10	3	1	—	—	—	—	—
561730	Landscaping services .....	198	764	4 005	45	31	10	3	1	—	—	—	—	—
<b>61</b>	<b>Educational services</b> .....	<b>1 549</b>	<b>7 928</b>	<b>32 404</b>	<b>62</b>	<b>21</b>	<b>14</b>	<b>12</b>	<b>11</b>	<b>2</b>	<b>1</b>	—	<b>1</b>	—
611	Educational services .....	1 549	7 928	32 404	62	21	14	12	11	2	1	—	1	—
6111	Elementary & secondary schools .....	497	2 357	9 550	26	4	8	6	6	2	—	—	—	—
61111	Elementary & secondary schools .....	497	2 357	9 550	26	4	8	6	6	2	—	—	—	—
611110	Elementary & secondary schools .....	497	2 357	9 550	26	4	8	6	6	2	—	—	—	—
6113	Colleges, universities & professional schools .....	(F)	(D)	(D)	3	—	1	—	—	—	1	—	1	—
61131	Colleges, universities & professional schools .....	(F)	(D)	(D)	3	—	1	—	—	—	1	—	1	—
6116	Other schools & instruction .....	150	604	2 858	18	10	1	4	3	—	—	—	—	—

See footnotes at end of table.

**Table 6. Counties—Employees, Payroll, and Establishments by Industry: 2000—Con.**

[Excludes most government employees, railroad employees, and self-employed persons. Size class 1 to 4 includes establishments with payroll, but no employees, during mid-March pay period. (D) denotes figures withheld to avoid disclosing data for individual companies; the data are included in broader industry totals. Detailed industries with 100 or more employees are shown if industry was not a (D). For explanation of terms, abbreviations, and data reliability/comparability, see introductory text]

NAICS code	Industry	Number of employees for week including March 12	Payroll (\$1,000)		Total number of establishments	Number of establishments by employment-size class								
			First quarter	Annual		1 to 4	5 to 9	10 to 19	20 to 49	50 to 99	100 to 249	250 to 499	500 to 999	1,000 or more
<b>62</b>	<b>YAVAPAI—Con.</b>													
	<b>Health care and social assistance . . . . .</b>	<b>6 532</b>	<b>39 168</b>	<b>171 123</b>	<b>525</b>	<b>282</b>	<b>131</b>	<b>61</b>	<b>29</b>	<b>13</b>	<b>6</b>	<b>1</b>	<b>2</b>	<b>—</b>
621	Ambulatory health care services . . . . .	2 246	15 226	68 055	386	220	105	43	14	4	—	—	—	—
6211	Offices of physicians . . . . .	920	7 895	36 630	164	91	45	21	6	1	—	—	—	—
62111	Offices of physicians . . . . .	920	7 895	36 630	164	91	45	21	6	1	—	—	—	—
6212	Offices of dentists . . . . .	408	2 798	11 625	75	26	44	5	—	—	—	—	—	—
62121	Offices of dentists . . . . .	408	2 798	11 625	75	26	44	5	—	—	—	—	—	—
621210	Offices of dentists . . . . .	408	2 798	11 625	75	26	44	5	—	—	—	—	—	—
6213	Offices of other health practitioners . . . . .	354	1 597	7 430	105	84	13	6	1	1	—	—	—	—
62139	Offices of all other health practitioners . . . . .	103	319	1 341	19	14	4	—	1	1	—	—	—	—
6214	Outpatient care centers . . . . .	223	1 385	5 649	21	12	—	6	3	—	—	—	—	—
62142	Outpatient mental health, substance abuse ctrs . . . . .	123	848	3 329	8	4	—	2	2	—	—	—	—	—
621420	Outpatient mental health, substance abuse ctrs . . . . .	123	848	3 329	8	4	—	2	2	—	—	—	—	—
6216	Home health care services . . . . .	139	548	2 550	14	6	2	3	3	—	—	—	—	—
62161	Home health care services . . . . .	139	548	2 550	14	6	2	3	3	—	—	—	—	—
621610	Home health care services . . . . .	139	548	2 550	14	6	2	3	3	—	—	—	—	—
6219	Other ambulatory health care services . . . . .	(C)	(D)	(D)	2	—	—	—	1	1	—	—	—	—
62191	Ambulance services . . . . .	(C)	(D)	(D)	2	—	—	—	1	1	—	—	—	—
622	Hospitals . . . . .	1 856	15 411	69 136	3	—	—	—	—	—	—	1	2	—
6221	General medical & surgical hospitals . . . . .	1 856	15 411	69 136	3	—	—	—	—	—	—	1	2	—
62211	General medical & surgical hospitals . . . . .	1 856	15 411	69 136	3	—	—	—	—	—	—	1	2	—
622110	General medical & surgical hospitals . . . . .	1 856	15 411	69 136	3	—	—	—	—	—	—	1	2	—
623	Nursing & residential care facilities . . . . .	1 599	6 374	25 018	53	17	11	6	7	7	5	—	—	—
6231	Nursing care facilities . . . . .	849	3 259	12 444	12	3	—	1	1	3	4	—	—	—
62311	Nursing care facilities . . . . .	849	3 259	12 444	12	3	—	1	1	3	4	—	—	—
623110	Nursing care facilities . . . . .	849	3 259	12 444	12	3	—	1	1	3	4	—	—	—
6232	Residential mental retardation, health facil . . . . .	326	1 688	6 514	10	1	2	2	3	1	1	—	—	—
62321	Residential mental retardation facilities . . . . .	(C)	(D)	(D)	8	—	2	2	3	1	—	—	—	—
62322	Residential mental health, subst abuse facil . . . . .	(C)	(D)	(D)	2	1	—	—	—	—	1	—	—	—
6233	Community care facilities for the elderly . . . . .	419	1 402	5 928	27	9	9	3	3	3	—	—	—	—
62331	Community care facilities for the elderly . . . . .	419	1 402	5 928	27	9	9	3	3	3	—	—	—	—
624	Social assistance . . . . .	831	2 157	8 914	83	45	15	12	8	2	1	—	—	—
6241	Individual & family services . . . . .	315	1 059	4 035	29	16	5	4	2	2	—	—	—	—
62412	Services for elderly & disabled persons . . . . .	151	306	1 055	16	8	3	3	1	1	—	—	—	—
624120	Services for elderly & disabled persons . . . . .	151	306	1 055	16	8	3	3	1	1	—	—	—	—
62419	Other individual & family services . . . . .	123	640	2 498	10	7	1	1	—	1	—	—	—	—
624190	Other individual & family services . . . . .	123	640	2 498	10	7	1	1	—	1	—	—	—	—
6243	Vocational rehabilitation services . . . . .	(C)	(D)	(D)	3	2	—	—	—	—	1	—	—	—
62431	Vocational rehabilitation services . . . . .	(C)	(D)	(D)	3	2	—	—	—	—	1	—	—	—
6244	Child day care services . . . . .	285	655	2 690	44	24	10	7	3	—	—	—	—	—
62441	Child day care services . . . . .	285	655	2 690	44	24	10	7	3	—	—	—	—	—
624410	Child day care services . . . . .	285	655	2 690	44	24	10	7	3	—	—	—	—	—
<b>71</b>	<b>Arts, entertainment &amp; recreation . . . . .</b>	<b>1 138</b>	<b>5 289</b>	<b>23 329</b>	<b>66</b>	<b>33</b>	<b>14</b>	<b>9</b>	<b>6</b>	<b>2</b>	<b>1</b>	<b>—</b>	<b>1</b>	<b>—</b>
711	Performing arts, spectator sports & related industries . . . . .	105	607	3 883	30	20	8	2	—	—	—	—	—	—
713	Amusement, gambling & recreation industries . . . . .	982	4 529	18 762	28	11	2	5	6	2	1	—	1	—
7132	Gambling industries . . . . .	(F)	(D)	(D)	1	—	—	—	—	—	—	—	1	—
71329	Other gambling industries . . . . .	(F)	(D)	(D)	1	—	—	—	—	—	—	—	1	—
7139	Other amusement & recreation industries . . . . .	(E)	(D)	(D)	25	10	2	5	5	2	1	—	—	—
71391	Golf courses & country clubs . . . . .	122	458	2 310	3	—	—	—	1	2	—	—	—	—
713910	Golf courses & country clubs . . . . .	122	458	2 310	3	—	—	—	1	2	—	—	—	—
71394	Fitness & recreational sports centers . . . . .	227	489	2 049	13	4	2	4	2	—	1	—	—	—
713940	Fitness & recreational sports centers . . . . .	227	489	2 049	13	4	2	4	2	—	1	—	—	—
<b>72</b>	<b>Accommodation &amp; food services . . . . .</b>	<b>6 504</b>	<b>16 585</b>	<b>67 507</b>	<b>468</b>	<b>176</b>	<b>89</b>	<b>113</b>	<b>68</b>	<b>18</b>	<b>3</b>	<b>1</b>	<b>—</b>	<b>—</b>
721	Accommodation . . . . .	1 392	4 632	18 618	101	42	21	22	9	5	2	—	—	—
7211	Traveler accommodation . . . . .	1 223	4 189	16 277	79	31	15	19	7	5	2	—	—	—
72111	Hotels (exc casino hotels) & motels . . . . .	1 035	3 583	13 914	63	23	13	15	6	4	2	—	—	—
721110	Hotels (exc casino hotels) & motels . . . . .	1 035	3 583	13 914	63	23	13	15	6	4	2	—	—	—
72119	Other traveler accommodation . . . . .	188	606	2 363	16	8	2	4	1	1	—	—	—	—
7212	RV parks & recreational camps . . . . .	169	443	2 341	22	11	6	3	2	—	—	—	—	—
72121	RV parks & recreational camps . . . . .	169	443	2 341	22	11	6	3	2	—	—	—	—	—
722	Food services & drinking places . . . . .	5 112	11 953	48 889	367	134	68	91	59	13	1	1	—	—
7221	Full-service restaurants . . . . .	2 954	7 288	30 848	179	44	30	57	38	9	1	—	—	—
72211	Full-service restaurants . . . . .	2 954	7 288	30 848	179	44	30	57	38	9	1	—	—	—
722110	Full-service restaurants . . . . .	2 954	7 288	30 848	179	44	30	57	38	9	1	—	—	—
7222	Limited-service eating places . . . . .	1 858	3 977	15 230	127	53	23	26	20	4	—	1	—	—
72221	Limited-service eating places . . . . .	1 858	3 977	15 230	127	53	23	26	20	4	—	1	—	—
722211	Limited-service restaurants . . . . .	1 748	3 803	14 390	109	45	16	24	19	4	—	1	—	—
7223	Special food services . . . . .	114	263	1 124	13	6	1	5	1	—	—	—	—	—
7224	Drinking places (alcoholic beverages) . . . . .	186	425	1 687	48	31	14	3	—	—	—	—	—	—
72241	Drinking places (alcoholic beverages) . . . . .	186	425	1 687	48	31	14	3	—	—	—	—	—	—
722410	Drinking places (alcoholic beverages) . . . . .	186	425	1 687	48	31	14	3	—	—	—	—	—	—

See footnotes at end of table.



**Table 6. Counties—Employees, Payroll, and Establishments by Industry: 2000—Con.**

[Excludes most government employees, railroad employees, and self-employed persons. Size class 1 to 4 includes establishments with payroll, but no employees, during mid-March pay period. (D) denotes figures withheld to avoid disclosing data for individual companies; the data are included in broader industry totals. Detailed industries with 100 or more employees are shown if industry was not a (D). For explanation of terms, abbreviations, and data reliability/comparability, see introductory text]

NAICS code	Industry	Number of employees for week including March 12	Payroll (\$1,000)		Total number of establishments	Number of establishments by employment-size class									
			First quarter	Annual		1 to 4	5 to 9	10 to 19	20 to 49	50 to 99	100 to 249	250 to 499	500 to 999	1,000 or more	
<b>YAVAPAI—Con.</b>															
<b>81</b>	<b>Other services (except public administration) .....</b>	<b>2 134</b>	<b>8 251</b>	<b>35 185</b>	<b>415</b>	<b>263</b>	<b>94</b>	<b>41</b>	<b>16</b>	<b>1</b>	—	—	—	—	
811	Repair & maintenance .....	832	3 980	17 189	173	113	39	15	6	—	—	—	—	—	
8111	Automotive repair & maintenance .....	678	3 213	13 997	132	83	34	9	6	—	—	—	—	—	
81111	Automotive mechanical & electrical R&M .....	297	1 413	6 257	86	62	22	2	—	—	—	—	—	—	
811111	General automotive repair .....	259	1 250	5 478	72	52	18	2	—	—	—	—	—	—	
81112	Automotive body, paint, interior & glass repair .....	192	1 233	5 341	27	13	7	5	2	—	—	—	—	—	
811121	Automotive body, paint & interior R&M .....	151	1 038	4 428	18	6	6	4	2	—	—	—	—	—	
81119	Other automotive R&M .....	189	567	2 399	19	8	5	2	4	—	—	—	—	—	
812	Personal & laundry services .....	460	1 719	6 787	84	43	26	13	2	—	—	—	—	—	
8121	Personal care services .....	209	726	2 994	41	23	10	8	—	—	—	—	—	—	
81211	Hair, nail & skin care services .....	190	659	2 749	38	22	9	7	—	—	—	—	—	—	
8123	Drycleaning & laundry services .....	104	341	1 360	17	7	7	2	1	—	—	—	—	—	
813	Religious, grantmaking, civic, prof & like organizations .....	842	2 552	11 209	158	107	29	13	8	1	—	—	—	—	
8131	Religious organizations .....	571	1 665	7 002	96	64	17	8	6	1	—	—	—	—	
81311	Religious organizations .....	571	1 665	7 002	96	64	17	8	6	1	—	—	—	—	
813110	Religious organizations .....	571	1 665	7 002	96	64	17	8	6	1	—	—	—	—	
8134	Civic & social organizations .....	116	284	1 421	18	8	6	3	1	—	—	—	—	—	
81341	Civic & social organizations .....	116	284	1 421	18	8	6	3	1	—	—	—	—	—	
813410	Civic & social organizations .....	116	284	1 421	18	8	6	3	1	—	—	—	—	—	
<b>95</b>	<b>Auxiliaries (exc corporate, subsidiary &amp; regional mgt) .....</b>	<b>(B)</b>	<b>(D)</b>	<b>(D)</b>	<b>6</b>	<b>4</b>	—	<b>2</b>	—	—	—	—	—	—	
<b>99</b>	<b>Unclassified establishments .....</b>	<b>301</b>	<b>766</b>	<b>3 432</b>	<b>83</b>	<b>70</b>	<b>5</b>	<b>4</b>	<b>4</b>	—	—	—	—	—	
<b>YUMA</b>															
	<b>Total .....</b>	<b>31 233</b>	<b>163 588</b>	<b>646 158</b>	<b>2 537</b>	<b>1 259</b>	<b>542</b>	<b>361</b>	<b>267</b>	<b>69</b>	<b>31</b>	<b>6</b>	<b>1</b>	<b>1</b>	
<b>11</b>	<b>Forestry, fishing, hunting, and agriculture support .....</b>	<b>668</b>	<b>5 041</b>	<b>14 021</b>	<b>34</b>	<b>14</b>	<b>5</b>	<b>5</b>	<b>5</b>	<b>4</b>	<b>1</b>	—	—	—	
115	Agriculture & forestry support activities .....	(F)	(D)	(D)	33	13	5	5	5	4	1	—	—	—	
1151	Crop production support activities .....	667	5 037	13 992	32	12	5	5	5	4	1	—	—	—	
11511	Crop production support activities .....	667	5 037	13 992	32	12	5	5	5	4	1	—	—	—	
115113	Crop harvesting, primarily by machine .....	205	944	3 149	5	2	—	1	—	1	1	—	—	—	
115114	Postharvest crop activities (exc ginning) .....	366	3 558	7 918	11	2	1	1	4	3	—	—	—	—	
<b>21</b>	<b>Mining .....</b>	<b>(C)</b>	<b>(D)</b>	<b>(D)</b>	<b>4</b>	<b>1</b>	—	<b>2</b>	—	—	<b>1</b>	—	—	—	
212	Mining (except oil & gas) .....	(C)	(D)	(D)	4	1	—	2	—	—	1	—	—	—	
2123	Nonmetallic mineral mining & quarrying .....	(C)	(D)	(D)	3	1	—	1	—	—	1	—	—	—	
21232	Sand, gravel, clay, refractory minerals mining .....	(C)	(D)	(D)	1	—	—	—	—	—	1	—	—	—	
<b>22</b>	<b>Utilities .....</b>	<b>(C)</b>	<b>(D)</b>	<b>(D)</b>	<b>9</b>	<b>3</b>	—	<b>4</b>	<b>1</b>	—	<b>1</b>	—	—	—	
221	Utilities .....	(C)	(D)	(D)	9	3	—	4	1	—	1	—	—	—	
2211	Elec pwr generation, transmsn & distribution .....	(C)	(D)	(D)	2	—	—	1	—	—	1	—	—	—	
22112	Electric pwr transmsn, control & distribution .....	(C)	(D)	(D)	1	—	—	—	—	—	1	—	—	—	
<b>23</b>	<b>Construction .....</b>	<b>2 888</b>	<b>15 681</b>	<b>68 120</b>	<b>262</b>	<b>111</b>	<b>54</b>	<b>56</b>	<b>33</b>	<b>8</b>	—	—	—	—	
233	Building, developing & general contracting .....	1 054	5 926	24 710	87	42	15	12	14	4	—	—	—	—	
2332	Residential building construction .....	(F)	(D)	(D)	63	33	12	8	8	2	—	—	—	—	
23321	Single-family housing construction .....	647	3 632	14 408	61	31	12	8	8	2	—	—	—	—	
233210	Single-family housing construction .....	647	3 632	14 408	61	31	12	8	8	2	—	—	—	—	
2333	Nonresidential building construction .....	312	1 740	7 900	21	8	3	4	5	1	—	—	—	—	
23331	Mfg & industrial building construction .....	125	708	2 674	8	4	1	1	1	1	—	—	—	—	
233310	Mfg & industrial building construction .....	125	708	2 674	8	4	1	1	1	1	—	—	—	—	
23332	Commercial & institutional bldg construction .....	187	1 032	5 226	13	4	2	3	4	—	—	—	—	—	
233320	Commercial & institutional bldg construction .....	187	1 032	5 226	13	4	2	3	4	—	—	—	—	—	
234	Heavy construction .....	274	1 896	8 883	12	2	2	4	2	—	—	—	—	—	
2341	Highway, street, bridge & tunnel construction .....	(C)	(D)	(D)	4	—	—	1	1	2	—	—	—	—	
23411	Highway & street construction .....	155	1 143	5 763	3	—	—	—	1	2	—	—	—	—	
234110	Highway & street construction .....	155	1 143	5 763	3	—	—	—	1	2	—	—	—	—	
2349	Other heavy construction .....	(C)	(D)	(D)	8	2	2	3	1	—	—	—	—	—	
235	Special trade contractors .....	1 560	7 859	34 527	163	67	37	40	17	2	—	—	—	—	
2351	Plumbing, heating & AC contractor .....	310	1 796	7 420	39	16	10	10	3	—	—	—	—	—	
23511	Plumbing, heating & AC contractor .....	310	1 796	7 420	39	16	10	10	3	—	—	—	—	—	
235110	Plumbing, heating & AC contractor .....	310	1 796	7 420	39	16	10	10	3	—	—	—	—	—	
2353	Electrical contractors .....	235	1 443	7 058	25	9	6	8	1	1	—	—	—	—	
23531	Electrical contractors .....	235	1 443	7 058	25	9	6	8	1	1	—	—	—	—	
235310	Electrical contractors .....	235	1 443	7 058	25	9	6	8	1	1	—	—	—	—	
2354	Masonry, drywall, insulation, tile contractors .....	297	1 407	6 441	21	9	2	3	7	—	—	—	—	—	
23542	Drywall, acoustical & insulation contractors .....	245	1 194	5 550	13	4	—	3	6	—	—	—	—	—	
235420	Drywall, acoustical & insulation contractors .....	245	1 194	5 550	13	4	—	3	6	—	—	—	—	—	
2356	Roofing, siding, & sheet metal contractors .....	107	493	2 108	8	5	—	1	2	—	—	—	—	—	
23561	Roofing, siding, & sheet metal contractors .....	107	493	2 108	8	5	—	1	2	—	—	—	—	—	
235610	Roofing, siding, & sheet metal contractors .....	107	493	2 108	8	5	—	1	2	—	—	—	—	—	
2357	Concrete contractors .....	233	1 022	4 281	16	3	3	7	3	—	—	—	—	—	
23571	Concrete contractors .....	233	1 022	4 281	16	3	3	7	3	—	—	—	—	—	
235710	Concrete contractors .....	233	1 022	4 281	16	3	3	7	3	—	—	—	—	—	

See footnotes at end of table.



**Table 6. Counties—Employees, Payroll, and Establishments by Industry: 2000—Con.**

[Excludes most government employees, railroad employees, and self-employed persons. Size class 1 to 4 includes establishments with payroll, but no employees, during mid-March pay period. (D) denotes figures withheld to avoid disclosing data for individual companies; the data are included in broader industry totals. Detailed industries with 100 or more employees are shown if industry was not a (D). For explanation of terms, abbreviations, and data reliability/comparability, see introductory text]

NAICS code	Industry	Number of employees for week including March 12	Payroll (\$1,000)		Total number of establishments	Number of establishments by employment-size class								
			First quarter	Annual		1 to 4	5 to 9	10 to 19	20 to 49	50 to 99	100 to 249	250 to 499	500 to 999	1,000 or more
<b>YUMA—Con.</b>														
<b>44-45 Retail trade—Con.</b>														
447	Gasoline stations .....	535	2 295	7 903	64	19	37	4	2	2	—	—	—	—
4471	Gasoline stations .....	535	2 295	7 903	64	19	37	4	2	2	—	—	—	—
44711	Gasoline stations with convenience stores .....	468	2 111	7 124	52	11	35	3	1	2	—	—	—	—
447110	Gasoline stations with convenience stores .....	468	2 111	7 124	52	11	35	3	1	2	—	—	—	—
448	Clothing & clothing accessories stores .....	326	964	3 724	55	26	18	9	2	—	—	—	—	—
4481	Clothing stores .....	208	527	1 993	35	17	11	6	1	—	—	—	—	—
44814	Family clothing stores .....	112	325	1 193	10	1	4	4	1	—	—	—	—	—
448140	Family clothing stores .....	112	325	1 193	10	1	4	4	1	—	—	—	—	—
451	Sporting goods, hobby, book & music stores .....	254	751	2 900	24	10	4	6	4	—	—	—	—	—
4511	Sporting goods, hobby, musical instrument stores .....	177	554	2 161	19	8	3	6	2	—	—	—	—	—
452	General merchandise stores .....	1 459	5 361	21 642	16	3	1	—	4	2	4	2	—	—
4521	Department stores .....	912	3 511	13 945	6	—	—	—	—	2	3	1	—	—
45211	Department stores .....	912	3 511	13 945	6	—	—	—	—	2	3	1	—	—
452110	Department stores .....	912	3 511	13 945	6	—	—	—	—	2	3	1	—	—
4529	Other general merchandise stores .....	547	1 850	7 697	10	3	1	—	4	—	1	1	—	—
45291	Warehouse clubs & superstores .....	(E)	(D)	(D)	2	—	—	—	—	—	1	1	—	—
45299	All other general merchandise stores .....	(C)	(D)	(D)	8	3	1	—	4	—	—	—	—	—
453	Miscellaneous store retailers .....	339	1 353	5 211	57	36	10	7	4	—	—	—	—	—
4539	Other miscellaneous store retailers .....	141	736	2 601	30	20	5	4	1	—	—	—	—	—
454	Nonstore retailers .....	102	745	2 773	20	14	3	2	1	—	—	—	—	—
<b>48-49</b>	<b>Transportation &amp; warehousing .....</b>	<b>648</b>	<b>4 778</b>	<b>18 473</b>	<b>82</b>	<b>48</b>	<b>13</b>	<b>15</b>	<b>5</b>	<b>—</b>	<b>1</b>	<b>—</b>	<b>—</b>	<b>—</b>
484	Truck transportation .....	449	3 530	14 664	51	30	8	9	3	—	1	—	—	—
4841	General freight trucking .....	285	2 606	10 888	26	17	2	5	1	—	1	—	—	—
48412	General freight trucking, long-distance .....	250	2 356	9 843	21	14	2	4	—	—	—	—	—	—
484122	General freight trucking, long-distance, LTL .....	182	1 950	7 980	8	5	1	1	—	—	1	—	—	—
4842	Specialized freight trucking .....	164	924	3 776	25	13	6	4	2	—	—	—	—	—
<b>51</b>	<b>Information .....</b>	<b>469</b>	<b>3 235</b>	<b>13 156</b>	<b>19</b>	<b>9</b>	<b>1</b>	<b>1</b>	<b>6</b>	<b>1</b>	<b>1</b>	<b>—</b>	<b>—</b>	<b>—</b>
511	Publishing industries .....	(C)	(D)	(D)	3	1	1	—	—	—	1	—	—	—
5111	Newspaper, periodical, book, database publishers .....	(C)	(D)	(D)	3	1	1	—	—	—	1	—	—	—
51111	Newspaper publishers .....	(C)	(D)	(D)	2	—	1	—	—	—	1	—	—	—
513	Broadcasting & telecommunications .....	232	1 989	8 116	13	7	—	1	4	1	—	—	—	—
5131	Radio & television broadcasting .....	(C)	(D)	(D)	4	1	—	1	1	1	—	—	—	—
<b>52</b>	<b>Finance &amp; insurance .....</b>	<b>951</b>	<b>6 890</b>	<b>25 936</b>	<b>145</b>	<b>81</b>	<b>31</b>	<b>24</b>	<b>8</b>	<b>1</b>	<b>—</b>	<b>—</b>	<b>—</b>	<b>—</b>
522	Credit intermediation & related activities .....	631	4 135	16 032	71	31	14	19	6	1	—	—	—	—
5221	Depository credit intermediation .....	(F)	(D)	(D)	45	11	11	16	6	1	—	—	—	—
52211	Commercial banking .....	384	2 542	9 441	35	9	7	14	5	—	—	—	—	—
522110	Commercial banking .....	384	2 542	9 441	35	9	7	14	5	—	—	—	—	—
52213	Credit unions .....	(C)	(D)	(D)	10	2	4	2	1	1	—	—	—	—
524	Insurance carriers & related activities .....	290	2 224	7 928	62	40	15	5	2	—	—	—	—	—
5241	Insurance carriers .....	114	1 229	3 849	11	5	2	2	—	—	—	—	—	—
5242	Agencies & other insurance related activities .....	176	995	4 079	51	35	13	3	—	—	—	—	—	—
52421	Insurance agencies & brokerages .....	170	968	3 962	46	30	13	3	—	—	—	—	—	—
524210	Insurance agencies & brokerages .....	170	968	3 962	46	30	13	3	—	—	—	—	—	—
<b>53</b>	<b>Real estate &amp; rental &amp; leasing .....</b>	<b>498</b>	<b>2 008</b>	<b>8 499</b>	<b>118</b>	<b>82</b>	<b>22</b>	<b>12</b>	<b>2</b>	<b>—</b>	<b>—</b>	<b>—</b>	<b>—</b>	<b>—</b>
531	Real estate .....	346	1 334	5 605	90	68	14	6	2	—	—	—	—	—
5311	Lessors of real estate .....	216	710	2 925	51	38	7	4	2	—	—	—	—	—
532	Rental & leasing services .....	152	674	2 894	28	14	8	6	—	—	—	—	—	—
<b>54</b>	<b>Professional, scientific &amp; technical services .....</b>	<b>804</b>	<b>5 154</b>	<b>23 765</b>	<b>177</b>	<b>129</b>	<b>27</b>	<b>15</b>	<b>4</b>	<b>2</b>	<b>—</b>	<b>—</b>	<b>—</b>	<b>—</b>
541	Professional, scientific & technical services .....	804	5 154	23 765	177	129	27	15	4	2	—	—	—	—
5411	Legal services .....	164	1 047	6 486	55	44	9	2	—	—	—	—	—	—
54111	Offices of lawyers .....	164	1 047	6 486	55	44	9	2	—	—	—	—	—	—
541110	Offices of lawyers .....	164	1 047	6 486	55	44	9	2	—	—	—	—	—	—
5412	Accounting, tax prep, bookkeep, payroll services .....	248	1 443	4 976	41	27	6	6	1	1	—	—	—	—
54121	Accounting, tax prep, bookkeep, payroll services .....	248	1 443	4 976	41	27	6	6	1	1	—	—	—	—
5413	Architectural, engineering & related services .....	165	1 174	5 510	26	18	5	1	1	1	—	—	—	—
54133	Engineering services .....	136	974	4 713	15	8	4	1	1	1	—	—	—	—
541330	Engineering services .....	136	974	4 713	15	8	4	1	1	1	—	—	—	—
<b>55</b>	<b>Management of companies &amp; enterprises .....</b>	<b>179</b>	<b>1 255</b>	<b>5 454</b>	<b>8</b>	<b>2</b>	<b>1</b>	<b>2</b>	<b>2</b>	<b>1</b>	<b>—</b>	<b>—</b>	<b>—</b>	<b>—</b>
551	Management of companies & enterprises .....	179	1 255	5 454	8	2	1	2	2	1	—	—	—	—
5511	Management of companies & enterprises .....	179	1 255	5 454	8	2	1	2	2	1	—	—	—	—
55111	Management of companies & enterprises .....	179	1 255	5 454	8	2	1	2	2	1	—	—	—	—

See footnotes at end of table.

**Table 6. Counties—Employees, Payroll, and Establishments by Industry: 2000—Con.**

[Excludes most government employees, railroad employees, and self-employed persons. Size class 1 to 4 includes establishments with payroll, but no employees, during mid-March pay period. (D) denotes figures withheld to avoid disclosing data for individual companies; the data are included in broader industry totals. Detailed industries with 100 or more employees are shown if industry was not a (D). For explanation of terms, abbreviations, and data reliability/comparability, see introductory text]

NAICS code	Industry	Number of employees for week including March 12	Payroll (\$1,000)		Total number of establishments	Number of establishments by employment-size class									
			First quarter	Annual		1 to 4	5 to 9	10 to 19	20 to 49	50 to 99	100 to 249	250 to 499	500 to 999	1,000 or more	
<b>YUMA—Con.</b>															
<b>56</b>	<b>Admin, support, waste mgt, remediation services</b>	<b>2 000</b>	<b>7 764</b>	<b>31 961</b>	<b>124</b>	<b>62</b>	<b>28</b>	<b>14</b>	<b>8</b>	<b>7</b>	<b>4</b>	<b>1</b>			
561	Administrative & support services	1 905	7 212	29 846	116	59	26	12	8	6	4	1			
5613	Employment services	692	2 478	10 045	11	2	2		1	3	3				
56131	Placement agencies (C)	(D)	(D)	(D)	1						1				
56132	Temporary help services (F)	(D)	(D)	(D)	9	2	1		1	3	2				
5614	Business support services	347	1 337	5 702	10	2	4	3				1			
56142	Telephone call centers (E)	(D)	(D)	(D)	3		1	1				1			
5616	Investigation & security services	126	457	1 408	7	3	2		1	1					
56161	Investigation, guard & armored car services	109	381	1 069	3		1		1	1					
5617	Services to buildings & dwellings	575	1 893	8 073	64	35	14	8	5	1	1				
56172	Janitorial services	288	643	2 596	26	15	3	4	3		1				
561720	Janitorial services	288	643	2 596	26	15	3	4	3		1				
56173	Landscaping services	213	879	3 915	23	11	6	3	2	1					
561730	Landscaping services	213	879	3 915	23	11	6	3	2	1					
<b>61</b>	<b>Educational services</b>	<b>167</b>	<b>590</b>	<b>2 948</b>	<b>19</b>	<b>8</b>	<b>6</b>	<b>3</b>	<b>1</b>	<b>1</b>					
611	Educational services	167	590	2 948	19	8	6	3	1	1					
<b>62</b>	<b>Health care and social assistance</b>	<b>4 521</b>	<b>29 970</b>	<b>123 386</b>	<b>261</b>	<b>111</b>	<b>67</b>	<b>43</b>	<b>27</b>	<b>8</b>	<b>4</b>			<b>1</b>	
621	Ambulatory health care services	1 516	11 137	50 060	194	92	56	28	14	4					
6211	Offices of physicians	625	5 122	25 552	102	50	32	15	4	1					
62111	Offices of physicians	625	5 122	25 552	102	50	32	15	4	1					
6212	Offices of dentists	158	934	4 376	28	12	12	4							
62121	Offices of dentists	158	934	4 376	28	12	12	4							
621210	Offices of dentists	158	934	4 376	28	12	12	4							
6213	Offices of other health practitioners	138	914	4 086	29	21	6		2						
6214	Outpatient care centers	317	2 376	9 293	19	4	2	7	5	1					
62142	Outpatient mental health, substance abuse ctrs (C)	(D)	(D)	(D)	4	1		1	1	1					
62149	Other outpatient care centers (C)	(D)	(D)	(D)	14	2	2	6	4						
6219	Other ambulatory health care services (C)	(D)	(D)	(D)	6	1	1	1	1	2					
62191	Ambulance services	184	1 207	4 608	5	1		1	1	2					
621910	Ambulance services	184	1 207	4 608	5	1		1	1	2					
622	Hospitals (G)	(D)	(D)	(D)	1									1	
6221	General medical & surgical hospitals (G)	(D)	(D)	(D)	1									1	
62211	General medical & surgical hospitals (G)	(D)	(D)	(D)	1									1	
623	Nursing & residential care facilities	834	4 154	16 788	23	4	3	6	5	1	4				
6231	Nursing care facilities	557	2 586	10 557	9	2	1	1	1		4				
62311	Nursing care facilities	557	2 586	10 557	9	2	1	1	1		4				
623110	Nursing care facilities	557	2 586	10 557	9	2	1	1	1		4				
6232	Residential mental retardation, health facil	161	951	3 572	5		2	1	1	1					
62321	Residential mental retardation facilities (C)	(D)	(D)	(D)	4		2	1		1					
624	Social assistance (F)	(D)	(D)	(D)	43	15	8	9	8	3					
6241	Individual & family services	204	718	3 030	18	9	4	1	4						
62419	Other individual & family services	134	439	1 873	10	4	2	1	3						
624190	Other individual & family services	134	439	1 873	10	4	2	1	3						
6243	Vocational rehabilitation services (C)	(D)	(D)	(D)	3	1				2					
62431	Vocational rehabilitation services (C)	(D)	(D)	(D)	3	1				2					
6244	Child day care services	237	516	2 058	19	5	3	7	4						
62441	Child day care services	237	516	2 058	19	5	3	7	4						
624410	Child day care services	237	516	2 058	19	5	3	7	4						
<b>71</b>	<b>Arts, entertainment &amp; recreation</b>	<b>578</b>	<b>1 862</b>	<b>7 746</b>	<b>39</b>	<b>20</b>	<b>9</b>	<b>4</b>	<b>3</b>	<b>2</b>	<b>1</b>				
711	Performing arts, spectator sports & related industries (C)	(D)	(D)	(D)	10	4	4	1		1					
713	Amusement, gambling & recreation industries	478	1 513	6 194	28	15	5	3	3	1	1				
7132	Gambling industries (C)	(D)	(D)	(D)	1					1					
71329	Other gambling industries (C)	(D)	(D)	(D)	1					1					
7139	Other amusement & recreation industries (E)	(D)	(D)	(D)	24	12	5	3	3	1					
<b>72</b>	<b>Accommodation &amp; food services</b>	<b>4 239</b>	<b>10 912</b>	<b>39 252</b>	<b>251</b>	<b>79</b>	<b>39</b>	<b>41</b>	<b>80</b>	<b>11</b>	<b>1</b>				
721	Accommodation	704	2 388	8 099	50	13	15	8	13	1					
7211	Traveler accommodation	446	1 331	5 018	29	8	4	7	9	1					
72111	Hotels (exc casino hotels) & motels	446	1 331	5 018	29	8	4	7	9	1					
721110	Hotels (exc casino hotels) & motels	446	1 331	5 018	29	8	4	7	9	1					
7212	RV parks & recreational camps (E)	(D)	(D)	(D)	20	5	10	1	4						
72121	RV parks & recreational camps (E)	(D)	(D)	(D)	20	5	10	1	4						
722	Food services & drinking places	3 535	8 524	31 153	201	66	24	33	67	10	1				
7221	Full-service restaurants	1 695	4 412	14 928	81	27	7	14	24	8	1				
72211	Full-service restaurants	1 695	4 412	14 928	81	27	7	14	24	8	1				
722110	Full-service restaurants	1 695	4 412	14 928	81	27	7	14	24	8	1				
7222	Limited-service eating places	1 508	3 503	13 553	82	17	8	17	39	1					
72221	Limited-service eating places	1 508	3 503	13 553	82	17	8	17	39	1					
722211	Limited-service restaurants	1 299	3 047	12 211	70	15	7	11	36	1					
7223	Special food services	121	210	995	10	6	2		1	1					
72231	Food service contractors (C)	(D)	(D)	(D)	5	2	1		1	1					
7224	Drinking places (alcoholic beverages)	211	399	1 677	28	16	7	2	3						
72241	Drinking places (alcoholic beverages)	211	399	1 677	28	16	7	2	3						
722410	Drinking places (alcoholic beverages)	211	399	1 677	28	16	7	2	3						

See footnotes at end of table.

**Table 6. Counties—Employees, Payroll, and Establishments by Industry: 2000—Con.**

[Excludes most government employees, railroad employees, and self-employed persons. Size class 1 to 4 includes establishments with payroll, but no employees, during mid-March pay period. (D) denotes figures withheld to avoid disclosing data for individual companies; the data are included in broader industry totals. Detailed industries with 100 or more employees are shown if industry was not a (D). For explanation of terms, abbreviations, and data reliability/comparability, see introductory text]

NAICS code	Industry	Number of employees for week including March 12	Payroll (\$1,000)		Total number of establishments	Number of establishments by employment-size class								
			First quarter	Annual		1 to 4	5 to 9	10 to 19	20 to 49	50 to 99	100 to 249	250 to 499	500 to 999	1,000 or more
<b>YUMA—Con.</b>														
<b>81</b>	<b>Other services (except public administration) .....</b>	<b>1 518</b>	<b>5 749</b>	<b>22 406</b>	<b>262</b>	<b>150</b>	<b>76</b>	<b>23</b>	<b>11</b>	<b>2</b>	—	—	—	—
811	Repair & maintenance .....	602	2 685	10 526	104	62	27	10	4	1	—	—	—	—
8111	Automotive repair & maintenance .....	501	2 203	8 457	76	41	21	9	4	1	—	—	—	—
81111	Automotive mechanical & electrical R&M .....	220	1 091	4 200	45	26	13	6	—	—	—	—	—	—
811111	General automotive repair .....	179	897	3 528	38	22	11	5	—	—	—	—	—	—
81112	Automotive body, paint, interior & glass repair .....	107	661	2 424	20	11	6	3	—	—	—	—	—	—
81119	Other automotive R&M .....	174	451	1 833	11	4	2	—	4	1	—	—	—	—
812	Personal & laundry services .....	439	1 581	5 898	71	35	27	5	3	1	—	—	—	—
8121	Personal care services .....	191	736	2 522	37	20	14	2	1	—	—	—	—	—
81211	Hair, nail & skin care services .....	(C)	(D)	(D)	34	18	13	2	1	—	—	—	—	—
812112	Beauty salons .....	171	687	2 289	31	15	13	2	1	—	—	—	—	—
8123	Drycleaning & laundry services .....	161	544	2 124	14	3	7	2	1	1	—	—	—	—
813	Religious, grantmaking, civic, prof & like organizations .....	477	1 483	5 982	87	53	22	8	4	—	—	—	—	—
8131	Religious organizations .....	289	832	3 469	55	32	16	5	2	—	—	—	—	—
81311	Religious organizations .....	289	832	3 469	55	32	16	5	2	—	—	—	—	—
813110	Religious organizations .....	289	832	3 469	55	32	16	5	2	—	—	—	—	—
<b>95</b>	<b>Auxiliaries (exc corporate, subsidiary &amp; regional mgt) .....</b>	<b>114</b>	<b>911</b>	<b>3 720</b>	<b>7</b>	<b>1</b>	<b>3</b>	<b>2</b>	—	<b>1</b>	—	—	—	—
<b>99</b>	<b>Unclassified establishments .....</b>	<b>(B)</b>	<b>(D)</b>	<b>(D)</b>	<b>32</b>	<b>31</b>	<b>1</b>	—	—	—	—	—	—	—
<b>STATEWIDE</b>														
	<b>Total .....</b>	<b>14 506</b>	<b>80 468</b>	<b>338 840</b>	<b>34</b>	<b>21</b>	<b>2</b>	<b>2</b>	<b>2</b>	—	<b>2</b>	—	—	<b>5</b>
<b>21</b>	<b>Mining .....</b>	<b>(C)</b>	<b>(D)</b>	<b>(D)</b>	<b>9</b>	<b>6</b>	<b>1</b>	<b>1</b>	—	—	<b>1</b>	—	—	—
213	Mining support activities .....	(C)	(D)	(D)	9	6	1	1	—	—	1	—	—	—
2131	Mining support activities .....	(C)	(D)	(D)	9	6	1	1	—	—	1	—	—	—
21311	Mining support activities .....	(C)	(D)	(D)	9	6	1	1	—	—	1	—	—	—
<b>23</b>	<b>Construction .....</b>	<b>(G)</b>	<b>(D)</b>	<b>(D)</b>	<b>1</b>	—	—	—	—	—	—	—	—	<b>1</b>
234	Heavy construction .....	(G)	(D)	(D)	1	—	—	—	—	—	—	—	—	1
2349	Other heavy construction .....	(G)	(D)	(D)	1	—	—	—	—	—	—	—	—	1
23493	Industrial nonbuilding structure construction ..	(G)	(D)	(D)	1	—	—	—	—	—	—	—	—	1
<b>42</b>	<b>Wholesale trade .....</b>	<b>71</b>	<b>1 182</b>	<b>5 122</b>	<b>10</b>	<b>7</b>	<b>1</b>	<b>1</b>	<b>1</b>	—	—	—	—	—
<b>52</b>	<b>Finance &amp; insurance .....</b>	<b>(A)</b>	<b>(D)</b>	<b>(D)</b>	<b>6</b>	<b>6</b>	—	—	—	—	—	—	—	—
<b>54</b>	<b>Professional, scientific &amp; technical services .....</b>	<b>(B)</b>	<b>(D)</b>	<b>(D)</b>	<b>1</b>	—	—	—	<b>1</b>	—	—	—	—	—
<b>56</b>	<b>Admin, support, waste mgt, remediation services .....</b>	<b>12 713</b>	<b>71 730</b>	<b>304 756</b>	<b>6</b>	<b>1</b>	—	—	—	—	<b>1</b>	—	—	<b>4</b>
561	Administrative & support services .....	12 713	71 730	304 756	6	1	—	—	—	—	1	—	—	4
5613	Employment services .....	(J)	(D)	(D)	4	—	—	—	—	—	—	—	—	4
56133	Employee leasing services .....	(J)	(D)	(D)	4	—	—	—	—	—	—	—	—	4
5617	Services to buildings & dwellings .....	(C)	(D)	(D)	2	1	—	—	—	—	1	—	—	—
56173	Landscaping services .....	(C)	(D)	(D)	2	1	—	—	—	—	1	—	—	—
<b>62</b>	<b>Health care and social assistance .....</b>	<b>(A)</b>	<b>(D)</b>	<b>(D)</b>	<b>1</b>	<b>1</b>	—	—	—	—	—	—	—	—

Note: Employment-size classes are indicated as follows: A—0 to 19; B—20 to 99; C—100 to 249; E—250 to 499; F—500 to 999; G—1,000 to 2,499; H—2,500 to 4,999; I—5,000 to 9,999; J—10,000 to 24,999; K—25,000 to 49,999; L—50,000 to 99,999; M—100,000 or more.

## **Description of Publications Issued in Previous Years**

### **1974 through 1999**

Data are provided for mid-March employment, first-quarter and annual payrolls, and establishments, by industry, for each county in the state and, in a separate report, for the United States. Data are included for every industry having a significant number of employees or establishments. Refer to General Explanation for a description of the types of employment covered.

### **1964 through 1973**

Data are provided for first-quarter reporting units, employment, and taxable payrolls for each county and metropolitan area in the state and, in a separate report, for the United States. Data are included for every industry having a significant number of employees or reporting units.

### **1959 and 1962**

Data are provided for first-quarter reporting units, employment, and taxable payrolls for each county in the state and, in a separate report, for the United States. Data are included for every industry having a significant number of employees or reporting units. Data are combined for some counties in eight states.

### **1956**

Data are provided for first-quarter reporting units, employment, and taxable payrolls for each county in the state and, in a separate report, for the United States. Data are included for SIC economic divisions, major groups, and selected three-digit SICs. Data are combined for some counties in eight states.

### **1949 and 1950**

Data are provided for first-quarter manufacturing establishments, employment, and taxable payrolls for each large county in the state and, in a separate report, for the United States. Data are included for manufacturing major industry groups and selected three-digit SICs. Manufacturing totals are included for small counties. Data are combined for some counties in eight states.

### **1947, 1948, 1951, and 1953**

Data are provided for first-quarter reporting units, employment, and taxable payrolls for each large county in the state and, in a separate report, for the United States. Data are included for SIC economic divisions, major groups, and selected three-digit SICs. Economic division totals are included for small counties. Data are combined for some counties in eight states.

### **1946**

Data are provided for first-quarter reporting units, employment, and taxable payrolls for each large county in the state and, in a separate report, for the United States. Data are included for SIC economic divisions and major groups. Economic division totals are included for small counties. Data are combined for some counties in eight states.

### **Availability**

The most recent edition of County Business Patterns can be examined on the Internet at [www.census.gov](http://www.census.gov). Editions prior to 1993 are available in depository libraries for Federal publications, which are conveniently located in all areas of the country.

For information on the coverage of individual series, write to Chief, Economic Planning and Coordination Division, U.S. Census Bureau, Washington, DC 20233.