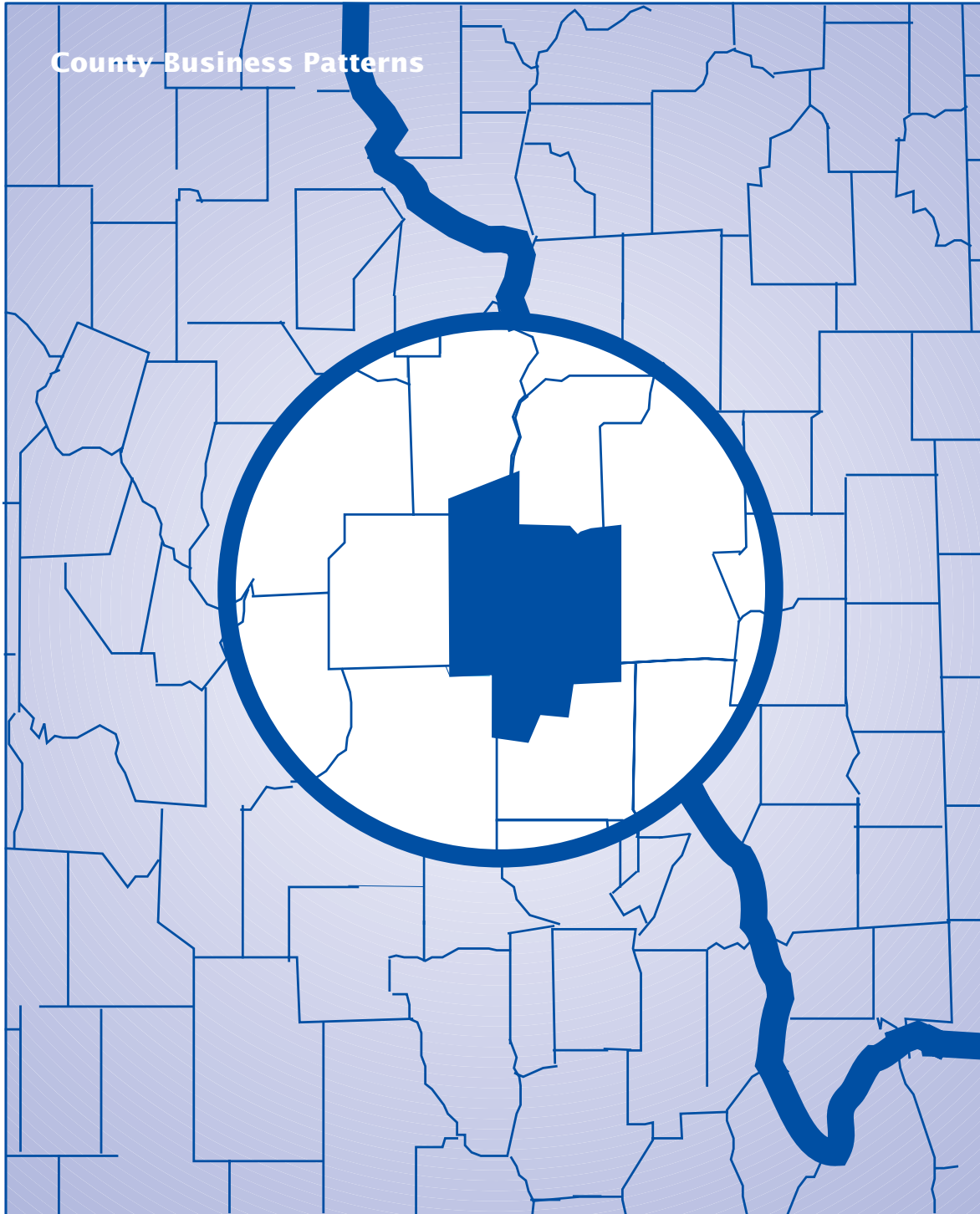


# Maryland: 2000

Issued May 2002

CBP/00-22



U S C E N S U S B U R E A U

*Helping You Make Informed Decisions • 1902-2002*

U.S. Department of Commerce  
Economics and Statistics Administration  
U.S. CENSUS BUREAU



## ACKNOWLEDGMENTS

This report was prepared under the general direction of **Carl A. Konschnik**, Assistant Division Chief for Research and Methodology, Economic Planning and Coordination Division. **Paul Hanczaryk**, Chief, Register Analysis Branch, supervised the preparation of this report and was assisted by **Phil Thompson** and **Gerald Feuer**. **Kasey Dickenson, Yolanda Funderburk, Mary Green, Mary Hogan, Joel Fowler, Alan Pines, and Jon Youngman** contributed in resolving establishment processing problems and in data analysis.

Additional data analysis was provided by the staffs of **Lawrence A. Blum**, Assistant Division Chief for Collection Activities, Economic Planning and Coordination Division, assisted by **David Eade**; and **Carlene Bottorff**, Chief, Economic Projects Branch, National Processing Center, assisted by **Marsha Sowders** and **Anita Coomes**. Statistical methodology and quality assurance operations were performed by **Ken Sausman, Michael Kornbau, Thomas Cevis, and Marilyn Italiano**.

**Steven McCraith**, Chief, Census Related Surveys Branch, Economic Statistical Methods and Programming Division, assisted

by **Dan Vacca**, supervised computer support operations. **Ed Carr** was assigned primary responsibility for programming this report. **Jerry Richards** and **Bob Penrod** provided additional support for computer operations.

**David Chapman** of the Economic Statistical Methods and Programming Division contributed to the editing system and provided other methodological improvements.

**Kim D. Ottenstein, Bernadette J. Gayle, and Laurene V. Qualls** of the Administrative and Customer Services Division, **Walter C. Odom**, Chief, provided publications and printing management, graphics design and composition, and editorial review for print and electronic media. General direction and production management were provided by **Michael G. Garland**, Assistant Chief, and **Gary J. Lauffer**, Chief, Publications Services Branch.

Special acknowledgment is also due the many businesses whose cooperation has contributed to the publication of these data.

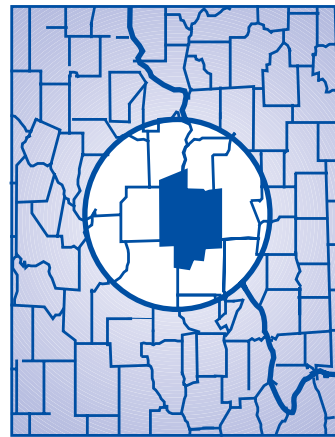
---

# Maryland: 2000

Issued May 2002

CBP/00-22

## County Business Patterns



**U.S. Department of Commerce**

**Donald L. Evans,**

Secretary

**Samuel W. Bodman,**

Deputy Secretary

**Economics  
and Statistics  
Administration**

**Kathleen B. Cooper,**

Under Secretary for  
Economic Affairs

**U.S. CENSUS BUREAU  
Charles Louis Kincannon,**

Director

---

SUGGESTED CITATION

U.S. Census Bureau,  
County Business Patterns 2000

**MARYLAND**

Washington, DC, 2002



**Economics  
and Statistics  
Administration**

**Kathleen B. Cooper,**  
Under Secretary  
for Economic Affairs



**U.S. CENSUS BUREAU**

**Charles Louis Kincannon,**  
Director

**William G. Barron, Jr.,**  
Deputy Director

**John H. Thompson,**  
Principal Associate Director  
for Programs

**Frederick T. Knickerbocker,**  
Associate Director  
for Economic Programs

**Thomas L. Mesenbourg,**  
Assistant Director  
for Economic Programs

**Shirin A. Ahmed,**  
Chief, Economic  
Planning and Coordination  
Division

CONTENTS

General Explanation

Introduction .....	V
Industry Classifications .....	V
Data Products .....	V
Sources of Data .....	VI
Definitions of Basic Data Items .....	VI
Industry and Geography Classifications .....	VII
Comparability With Other Data .....	VII
Data Withheld From Publication .....	VII
Reliability of Data .....	VIII
Abbreviations and Symbols .....	VIII

State Map .....	IX
-----------------	----

Tables

1. The State—Establishments, Employees, and Payroll by Major Group: 2000 and 1999 .....	1
2. The State—Employees, Payroll, and Establishments by Industry: 2000 .....	3
3. The State—Employees and Annual Payroll by Employment-Size Class: 2000 .....	30
4. The State—Establishments With 1,000 Employees or More by Major Group and Employment-Size Class: 2000 .....	35
5. The State—Employees, Payroll, and Establishments by County: 2000 and 1999 .....	36
6. Counties—Employees, Payroll, and Establishments by Industry: 2000 .....	37

Description of Pubs Issued in Previous Years—Inside Back Cover

# General Explanation

---

## INTRODUCTION

County Business Patterns is an annual series that provides subnational economic data by industry. The series is useful for studying the economic activity of small areas; analyzing economic changes over time; and as a benchmark for statistical series, surveys, and databases between economic censuses. Businesses use the data for analyzing market potential, measuring the effectiveness of sales and advertising programs, setting sales quotas, and developing budgets. Government agencies use the data for administration and planning.

County Business Patterns covers most of the country's economic activity. The series excludes data on self-employed individuals, employees of private households, railroad employees, agricultural production employees, and most government employees.

This series has been published annually since 1964 and at irregular intervals dating back to 1946. The comparability of data over time may be affected by definitional changes in establishments, activity status, and industrial classifications. For more details on these changes, see the section "Comparability With Other Data."

## INDUSTRY CLASSIFICATIONS

Data from the County Business Patterns series are published primarily on the basis of the North American Industry Classification System (NAICS). Earlier County Business Patterns data were published according to the Standard Industrial Classification (SIC) system. While many of the individual NAICS industries correspond directly to industries as defined under the SIC system, most of the aggregate NAICS groupings do not.

Particular care should be taken in comparing data for retail trade, wholesale trade, and manufacturing, which are sector titles used in both NAICS and SIC, but cover somewhat different groups of industries. For more information on NAICS and changes from the SIC system, go to [www.census.gov/epcd/www/naics.html](http://www.census.gov/epcd/www/naics.html)

The 2000 County Business Patterns series includes the following NAICS sectors:

<i>Sector</i>	<i>Description</i>
11	Forestry, Fishing, Hunting, and Agriculture Support
21	Mining
22	Utilities

<i>Sector</i>	<i>Description</i>
23	Construction
31-33	Manufacturing
42	Wholesale Trade
44-45	Retail Trade
48-49	Transportation and Warehousing
51	Information
52	Finance and Insurance
53	Real Estate and Rental and Leasing
54	Professional, Scientific, and Technical Services
55	Management of Companies and Enterprises
56	Administrative and Support and Waste Management and Remediation Services
61	Educational Services
62	Health Care and Social Assistance
71	Arts, Entertainment, and Recreation
72	Accommodation and Food Services
81	Other Services (except Public Administration)
95	Auxiliaries (except corporate, subsidiary, and regional management)
99	Unclassified

County Business Patterns data are tabulated by industry as defined in the manual entitled *North American Industry Classification System: United States, 1997* with some exceptions. Data for auxiliary establishments (except corporate, subsidiary, and regional managing offices) will be tabulated in a separate category (Sector 95).

The 2000 County Business Patterns covers all NAICS industries except crop and animal production (NAICS 111,112), rail transportation (NAICS 482), National Postal Service (NAICS 491), pension, health, welfare, and vacation funds (NAICS 525110, 525120, 525190), trusts, estates, and agency accounts (NAICS 525920), private households (NAICS 814), and public administration (NAICS 92).

## DATA PRODUCTS

### Reports

The County Business Patterns data series includes a separate printed report for each state, the District of Columbia, Puerto Rico, and the United States. Individual state reports present payroll and employment data for the state and counties by industry. The reports also include the number of establishments by industry and employment size class.

---

The United States report presents similar data for the country as a whole. In addition, the U.S. report provides employment and payroll data by employment size class for major industry groups.

Data for industries with fewer than 100 employees, as well as data for detailed industries withheld to avoid disclosing data for individual companies, are not shown in the printed reports. However, these data are available on CD-ROM and other computer products.

### **Electronic Data Formats**

County Business Patterns series data are available on CD-ROM, computer tapes and diskettes. The CD-ROM also includes software for creating County Business Patterns data files compatible with popular database and spreadsheet software. In addition, ZIP Code Business Patterns data are available on CD-ROM and are available shortly after the release of County Business Patterns, and include the number of establishments by NAICS industry.

Publications also are available in Portable Document Format (PDF) at [www.census.gov/prod/www/abs/cbptotal.html](http://www.census.gov/prod/www/abs/cbptotal.html). In order to view these files, you will need the Adobe(R) Acrobat(R) Reader, which is available for free from the Adobe web site at [www.adobe.com](http://www.adobe.com). Alternatively, the Census Bureau will print the publication, give it a glue binding, and ship it to you for a fee.

For information and options to order County Business Patterns data products, contact:

Customer Services Center  
Marketing Services Office  
U.S. Census Bureau  
Washington, DC 20233

Telephone: 301-457-4100  
Internet address: [www.census.gov/](http://www.census.gov/)

### **Special Tabulations**

Special tabulations of County Business Patterns are available on a cost-reimbursable basis. For more information, contact:

U.S. Census Bureau  
Economic Planning and Coordination Division  
Register Analysis Branch  
Washington, DC 20233

Telephone: 301-457-2580  
Fax: 301-457-4433  
E-mail: [cbp@census.gov](mailto:cbp@census.gov)

### **SOURCES OF DATA**

County Business Patterns basic data items are extracted from the Standard Statistical Establishment List, a file of all known single and multiestablishment employer companies maintained and updated by the U.S. Census Bureau. The annual Company Organization Survey provides individual

establishment data for multiestablishment companies. Data for single-establishment companies are obtained from various Census Bureau programs, such as the Annual Survey of Manufactures and Current Business Surveys, as well as from administrative records of the Internal Revenue Service, the Social Security Administration, and the Bureau of Labor Statistics.

### **DEFINITIONS OF BASIC DATA ITEMS**

#### **Establishments**

An establishment is a single physical location at which business is conducted or services or industrial operations are performed. It is not necessarily identical with a company or enterprise, which may consist of one or more establishments. When two or more activities are carried on at a single location under a single ownership, all activities generally are grouped together as a single establishment. The entire establishment is classified on the basis of its major activity and all data are included in that classification.

Establishment-size designations are determined by paid employment in the mid-March pay period. The size group "1 to 4" includes establishments that did not report any paid employees in the mid-March pay period but paid wages to at least one employee at some time during the year.

Establishment counts represent the number of locations with paid employees any time during the year. This series excludes governmental establishments except for wholesale liquor establishments (NAICS 4228), retail liquor stores (NAICS 44531), Federally-chartered savings institutions (NAICS 522120), Federally-chartered credit unions (NAICS 522130), and hospitals (NAICS 622).

#### **Payroll**

Total payroll includes all forms of compensation, such as salaries, wages, reported tips, commissions, bonuses, vacation allowances, sick-leave pay, employee contributions to qualified pension plans, and the value of taxable fringe benefits. For corporations, it includes amounts paid to officers and executives; for unincorporated businesses, it does not include profit or other compensation of proprietors or partners. Payroll is reported before deductions for Social Security, income tax, insurance, union dues, etc. First-quarter payroll consists of payroll during the January-to-March quarter.

#### **Mid-March Employment**

Paid employment consists of full- and part-time employees, including salaried officers and executives of corporations, who are on the payroll in the pay period including March 12. Included are employees on paid sick leave, holidays, and vacations; not included are proprietors and partners of unincorporated businesses.

---

## **INDUSTRY AND GEOGRAPHY CLASSIFICATIONS**

The quinquennial economic censuses are the primary source for industry and geography classifications. The annual Company Organization Survey, Annual Survey of Manufactures, Current Business Surveys, and other Census Bureau programs provide regular updates.

### **Industry Classification**

Additional sources for assigning industry classifications are the Social Security Administration, the Internal Revenue Service, and the Bureau of Labor Statistics. These sources provide industry classification information for new businesses and businesses not canvassed in the Census Bureau programs. Establishments without sufficient industry information are tabulated in the “unclassified establishments” group.

Industry classifications are explained in an appendix in the U.S. Summary. The industry titles used throughout this series are the short NAICS titles; complete descriptions are contained in the manual entitled *North American Industry Classification System: United States, 1997*.

### **Geography Classification**

Most geography codes are derived from the physical location address reported in Census Bureau programs. The Internal Revenue Service provides supplemental address information. Those employers without a fixed location within a state (or of unknown county location) are included under a “statewide” classification at the end of the county tables. This incomplete detail causes only slight understatement of county employment. The independent cities in Virginia, and the cities of Baltimore, MD; Carson City, NV; and St. Louis, MO, are treated as separate counties.

### **Employee Leasing Services**

Historically, the permanent on-site work force at a business location were paid employees of that establishment. This traditional practice of firms directly hiring employees is still the dominant employer/employee relationship in the United States. However, over the past decade a new work force arrangement has emerged.

Under this new arrangement, a company commonly known as an employee leasing company or professional employer organization (PEO) operates in a co-employment relationship with client businesses. Employee leasing establishments typically acquire and lease back some or all of the employees of their clients, and serve as the employer of record of the leased employees for payroll, benefits, and related purposes.

The 2000 CBP shows over 1.25 million employees in employee leasing services (NAICS 561330), up significantly from the approximately 1 million employees published in the 1999 CBP. Clearly, the employees are not classified in the predominant industry of the client businesses.

Also, leasing companies may pay these employees out of a single payroll office. This may result in the leasing company’s employment and payroll data being reported in the county where the payroll office is located, thus distorting the data for that county. In some cases, many thousands of employees may be paid from a single payroll office. Therefore, for geography purposes, we may publish employee-leasing establishments in the “statewide” category in states where such payroll offices are located, as these establishments service multiple counties.

## **COMPARABILITY WITH OTHER DATA**

### **Earlier County Business Patterns**

The comparability of data with previous County Business Patterns series may be affected by the following definitional changes:

- The change from a “reporting unit” concept to establishment based data in 1974
- The change in definition of “active” establishments in 1983
- The change in industrial classification definitions, the most recent occurring in 1998

A description of previous County Business Patterns publications is provided on the inside back cover.

### **1997 Economic Census**

Definitional and coverage differences may affect the direct comparison of 1997 Economic Census and County Business Patterns data. Definitions of an establishment, employment, and payroll are detailed in the introductory text of each publication.

The 1997 Economic Census generally uses respondent-reported data. The County Business Patterns uses administrative record data for small establishments. Although efforts are made to resolve significant differences in the data, differences are known to exist.

Some large companies report different activities at the same location as separate profit centers. The County Business Patterns program treats each profit center as a separate establishment. The 1997 Economic Census may combine the profit centers into one establishment. This results in establishment count differences.

### **DATA WITHHELD FROM PUBLICATION**

In accordance with U.S. Code, Title 13, Section 9, no data are published that would disclose the operations of an individual employer. However, the number of establishments in an industry classification and the distribution of these establishments by employment-size class are not considered to be disclosures, and so this information may be released even though other information is withheld from publications.



---

## RELIABILITY OF DATA

All data are tabulated from universe files and are not subject to sampling errors. However, the data are subject to nonsampling errors. Nonsampling errors can be attributed to many sources: inability to identify all cases in the universe; definition and classification difficulties; differences in interpretation of questions; errors in recording or coding the data obtained; and estimation of employers who reported too late to be included in the tabulations and for records with missing or misreported data.

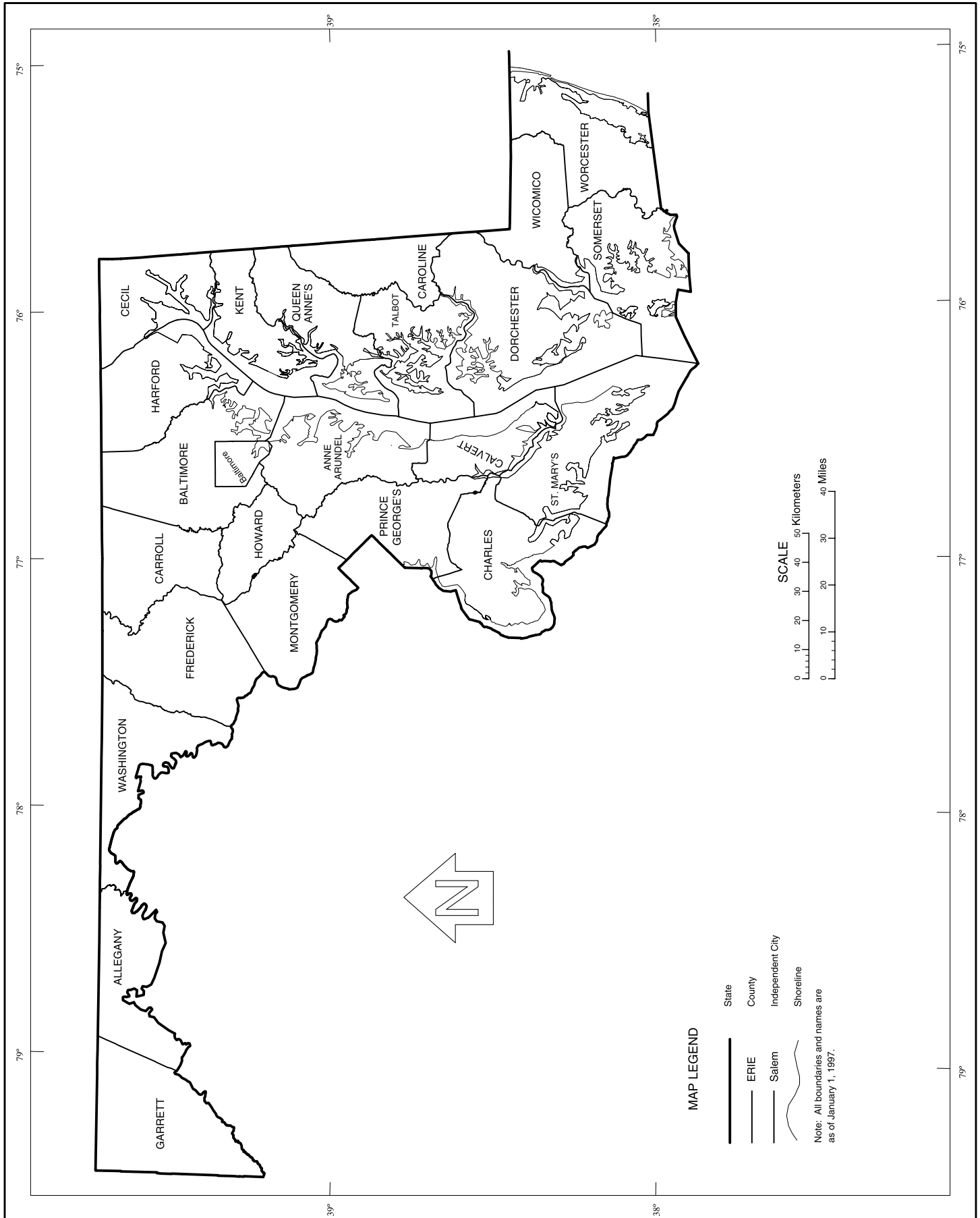
The accuracy of the data is determined by the joint effects of the various nonsampling errors. No direct measurement of these effects has been obtained; however, precautionary steps were taken in all phases of collection, processing, and tabulation to minimize the effects of nonsampling errors.

## ABBREVIATIONS AND SYMBOLS

The following abbreviations and symbols are used in this publication:

–	Represents zero.
A-C, E-M	Entered in place of employment data, represents an employment-size class as defined in the footnote of the tables.
(D)	Withheld to avoid disclosing data for individual companies; data are included in broader industry totals.
n.e.c.	Not elsewhere classified.
NAICS	North American Industry Classification System.

# County Business Patterns--Maryland



**Table 1. The State—Establishments, Employees, and Payroll by Major Group: 2000 and 1999**

[Excludes most government employees, railroad employees, and self-employed persons. (D) denotes figures withheld to avoid disclosing data for individual companies; the data are included in broader industry totals. For explanation of terms, abbreviations, and data reliability/comparability, see introductory text]

NAICS code	Major group	2000				1999			
		Number of establishments	Number of employees for week including March 12	Payroll (\$1,000)		Number of establishments	Number of employees for week including March 12	Payroll (\$1,000)	
				First quarter	Annual			First quarter	Annual
	<b>Total .....</b>	<b>128 467</b>	<b>2 058 304</b>	<b>16 960 349</b>	<b>70 877 270</b>	<b>127 431</b>	<b>1 988 950</b>	<b>14 906 850</b>	<b>64 183 349</b>
<b>11</b>	<b>Forestry, fishing, hunting, and agriculture support .....</b>	<b>228</b>	<b>(F)</b>	<b>(D)</b>	<b>(D)</b>	<b>234</b>	<b>1 531</b>	<b>9 585</b>	<b>39 481</b>
113	Forestry and logging .....	69	(E)	(D)	(D)	73	(E)	(D)	(D)
114	Fishing, hunting & trapping .....	38	118	871	3 615	38	(C)	(D)	(D)
115	Agriculture & forestry support activities .....	121	520	2 028	9 066	123	(G)	(D)	(D)
<b>21</b>	<b>Mining .....</b>	<b>101</b>	<b>(G)</b>	<b>(D)</b>	<b>(D)</b>	<b>106</b>	<b>1 831</b>	<b>15 100</b>	<b>71 860</b>
211	Oil & gas extraction .....	3	(A)	(D)	(D)	5	(A)	(D)	(D)
212	Mining (except oil & gas) .....	86	(G)	(D)	(D)	89	(G)	(D)	(D)
213	Mining support activities .....	12	(C)	(D)	(D)	12	(B)	(D)	(D)
<b>22</b>	<b>Utilities .....</b>	<b>120</b>	<b>12 034</b>	<b>272 055</b>	<b>812 828</b>	<b>108</b>	<b>12 101</b>	<b>184 947</b>	<b>689 895</b>
221	Utilities .....	120	12 034	272 055	812 828	108	12 101	184 947	689 895
<b>23</b>	<b>Construction .....</b>	<b>14 802</b>	<b>159 216</b>	<b>1 300 600</b>	<b>5 800 502</b>	<b>14 713</b>	<b>148 082</b>	<b>1 115 434</b>	<b>5 302 248</b>
233	Building, developing & general contracting .....	4 879	40 103	358 062	1 523 789	4 942	36 246	300 284	1 372 598
234	Heavy construction .....	656	15 417	127 415	616 005	658	14 399	110 120	581 885
235	Special trade contractors .....	9 267	103 696	815 123	3 660 708	9 113	97 437	705 030	3 347 765
<b>31-33</b>	<b>Manufacturing .....</b>	<b>3 910</b>	<b>158 753</b>	<b>1 707 169</b>	<b>6 900 408</b>	<b>3 972</b>	<b>159 307</b>	<b>1 526 292</b>	<b>6 385 688</b>
311	Food mfg .....	328	15 890	109 194	466 684	342	16 287	103 379	447 135
312	Beverage & tobacco product mfg .....	31	1 759	18 740	79 360	31	1 741	15 004	70 598
313	Textile mills .....	43	2 408	18 945	75 171	42	1 677	10 518	49 240
314	Textile product mills .....	100	798	4 897	22 391	100	785	4 140	20 092
315	Apparel manufacturing .....	108	2 902	15 958	68 125	99	3 121	14 236	61 638
316	Leather & allied product mfg .....	10	1 470	12 267	48 698	12	1 629	12 221	47 070
321	Wood product mfg .....	148	4 388	28 724	126 017	152	4 311	25 056	112 237
322	Paper mfg .....	56	6 759	60 909	239 785	57	6 832	56 293	235 238
323	Printing & related support activities .....	744	18 305	169 941	708 863	780	18 280	159 165	684 754
324	Petroleum & coal products mfg .....	48	1 234	13 018	52 250	36	1 073	11 237	47 992
325	Chemical mfg .....	180	13 513	243 341	913 553	185	14 010	166 492	684 854
326	Plastics & rubber products mfg .....	134	8 644	69 020	286 797	136	8 294	64 643	283 630
327	Nonmetallic mineral product mfg .....	197	5 616	49 213	218 993	197	5 107	41 601	196 827
331	Primary metal mfg .....	42	5 742	77 315	294 175	42	6 196	76 077	306 633
332	Fabricated metal product mfg .....	492	13 817	119 729	513 816	508	13 831	114 465	497 267
333	Machinery mfg .....	172	10 154	124 145	478 869	177	10 021	114 410	468 064
334	Computer & electronic product mfg .....	265	24 357	360 159	1 505 405	257	24 808	343 548	1 361 353
335	Electrical equip, appliance & component mfg .....	58	1 981	18 374	80 906	57	2 094	15 934	67 656
336	Transportation equipment mfg .....	106	9 559	121 089	425 326	111	9 714	112 059	457 368
337	Furniture & related product mfg .....	233	4 210	30 151	122 837	240	4 347	27 634	122 679
339	Miscellaneous mfg .....	415	5 247	42 040	172 387	411	5 149	38 180	163 363
<b>42</b>	<b>Wholesale trade .....</b>	<b>6 098</b>	<b>95 135</b>	<b>1 115 537</b>	<b>4 526 289</b>	<b>6 197</b>	<b>94 494</b>	<b>1 014 106</b>	<b>4 273 807</b>
421	Wholesale trade, durable goods .....	4 156	59 481	781 333	3 082 106	4 203	58 361	703 877	2 906 901
422	Wholesale trade, nondurable goods .....	1 942	35 654	334 204	1 444 183	1 994	36 133	310 229	1 366 906
<b>44-45</b>	<b>Retail trade .....</b>	<b>19 539</b>	<b>284 601</b>	<b>1 442 740</b>	<b>6 062 491</b>	<b>19 573</b>	<b>279 135</b>	<b>1 286 203</b>	<b>5 642 129</b>
441	Motor vehicle & parts dealers .....	1 779	36 768	304 586	1 323 000	1 773	34 539	260 987	1 200 507
442	Furniture & home furnishing stores .....	1 149	11 009	65 897	274 788	1 134	10 157	57 097	246 753
443	Electronics & appliance stores .....	789	8 491	65 055	254 457	785	8 291	50 465	213 906
444	Bldg material & garden equip & supp dealers .....	1 360	21 389	137 582	600 042	1 379	22 304	120 991	554 055
445	Food & beverage stores .....	3 392	64 489	305 143	1 230 971	3 359	65 507	282 822	1 181 441
446	Health & personal care stores .....	1 583	17 222	89 239	376 192	1 609	17 740	79 851	341 773
447	Gasoline stations .....	1 672	14 102	53 466	221 932	1 703	14 244	50 554	219 854
448	Clothing & clothing accessories stores .....	2 984	29 312	100 802	431 154	2 956	26 437	90 359	409 442
451	Sporting goods, hobby, book & music stores .....	1 215	13 506	45 171	190 100	1 270	12 604	40 226	176 682
452	General merchandise stores .....	664	43 303	151 235	644 605	651	43 586	146 402	619 073
453	Miscellaneous store retailers .....	2 120	16 856	63 468	267 088	2 147	16 105	55 505	253 696
454	Nonstore retailers .....	832	8 154	61 096	248 162	807	7 621	50 944	224 947
<b>48-49</b>	<b>Transportation &amp; warehousing .....</b>	<b>3 272</b>	<b>56 470</b>	<b>406 184</b>	<b>1 757 080</b>	<b>3 247</b>	<b>54 191</b>	<b>377 188</b>	<b>1 652 691</b>
481	Air transportation .....	60	6 383	65 186	289 412	47	5 488	54 547	243 092
483	Water transportation .....	38	510	5 977	27 520	36	486	4 551	21 466
484	Truck transportation .....	1 556	18 900	144 393	615 259	1 560	18 516	125 799	570 118
485	Transit & ground passenger transportation .....	672	6 917	25 094	103 956	681	6 640	23 086	97 784
486	Pipeline transportation .....	21	(E)	(D)	(D)	18	(C)	(D)	(D)
487	Scenic & sightseeing transportation .....	46	(C)	(D)	(D)	46	(C)	(D)	(D)
488	Transportation support activities .....	516	7 649	58 260	247 082	520	8 538	61 607	275 212
492	Couriers & messengers .....	265	13 706	84 913	387 336	246	12 297	84 708	365 678
493	Warehousing & storage .....	98	1 897	13 672	57 287	93	1 799	11 369	50 711
<b>51</b>	<b>Information .....</b>	<b>2 454</b>	<b>71 221</b>	<b>998 889</b>	<b>3 951 650</b>	<b>2 275</b>	<b>62 145</b>	<b>736 071</b>	<b>2 905 497</b>
511	Publishing industries .....	611	17 381	246 374	1 026 134	592	16 052	188 481	779 997
512	Motion picture & sound recording industries .....	372	4 041	19 506	84 200	368	3 907	17 760	78 995
513	Broadcasting & telecommunications .....	987	39 887	622 145	2 345 116	899	33 173	447 969	1 687 441
514	Information & data processing services .....	484	9 912	110 864	496 200	416	9 013	81 961	359 064
<b>52</b>	<b>Finance &amp; insurance .....</b>	<b>7 238</b>	<b>110 052</b>	<b>1 428 861</b>	<b>5 343 426</b>	<b>7 221</b>	<b>108 424</b>	<b>1 277 318</b>	<b>4 912 577</b>
521	Monetary authorities - central bank .....	1	(E)	(D)	(D)	1	(E)	(D)	(D)
522	Credit intermediation & related activities .....	3 414	56 243	563 191	2 145 402	3 407	54 833	527 831	2 029 378
523	Security, commodity contracts & like activity .....	899	12 073	314 446	1 249 510	836	10 919	235 522	980 304
524	Insurance carriers & related activities .....	2 856	39 858	528 305	1 864 016	2 918	40 747	474 077	1 791 919
525	Funds, trusts, & other financial vehicles (part) .....	68	(G)	(D)	(D)	59	(G)	(D)	(D)
<b>53</b>	<b>Real estate &amp; rental &amp; leasing .....</b>	<b>5 344</b>	<b>44 917</b>	<b>355 274</b>	<b>1 457 077</b>	<b>5 291</b>	<b>44 258</b>	<b>299 107</b>	<b>1 306 287</b>
531	Real estate .....	4 266	32 718	275 925	1 126 430	4 198	31 877	224 220	968 343
532	Rental & leasing services .....	1 041	11 671	75 412	311 734	1 057	11 591	67 947	307 656
533	Lessors of other nonfinancial intangible asset .....	37	528	3 937	18 913	36	790	6 940	30 288

See footnotes at end of table.

**Table 1. The State—Establishments, Employees, and Payroll by Major Group: 2000 and 1999—Con.**

[Excludes most government employees, railroad employees, and self-employed persons. (D) denotes figures withheld to avoid disclosing data for individual companies; the data are included in broader industry totals. For explanation of terms, abbreviations, and data reliability/comparability, see introductory text]

NAICS code	Major group	2000				1999			
		Number of establishments	Number of employees for week including March 12	Payroll (\$1,000)		Number of establishments	Number of employees for week including March 12	Payroll (\$1,000)	
				First quarter	Annual			First quarter	Annual
<b>54</b>	<b>Professional, scientific &amp; technical services</b> .....	<b>16 557</b>	<b>192 610</b>	<b>2 401 636</b>	<b>10 389 979</b>	<b>16 191</b>	<b>182 531</b>	<b>2 025 207</b>	<b>9 134 232</b>
541	Professional, scientific & technical services .....	16 557	192 610	2 401 636	10 389 979	16 191	182 531	2 025 207	9 134 232
<b>55</b>	<b>Management of companies &amp; enterprises</b> .....	<b>814</b>	<b>53 398</b>	<b>746 325</b>	<b>3 077 775</b>	<b>790</b>	<b>46 792</b>	<b>678 964</b>	<b>2 581 747</b>
551	Management of companies & enterprises .....	814	53 398	746 325	3 077 775	790	46 792	678 964	2 581 747
<b>56</b>	<b>Admin, support, waste mgt, remediation services</b> .....	<b>7 259</b>	<b>170 918</b>	<b>910 159</b>	<b>4 123 718</b>	<b>7 258</b>	<b>163 256</b>	<b>851 475</b>	<b>3 854 709</b>
561	Administrative & support services .....	6 917	164 343	852 478	3 875 798	6 920	156 193	789 880	3 592 827
562	Waste management & remediation services .....	342	6 575	57 681	247 920	338	7 063	61 595	261 882
<b>61</b>	<b>Educational services</b> .....	<b>1 550</b>	<b>54 213</b>	<b>365 624</b>	<b>1 546 771</b>	<b>1 489</b>	<b>51 798</b>	<b>328 434</b>	<b>1 412 085</b>
611	Educational services .....	1 550	54 213	365 624	1 546 771	1 489	51 798	328 434	1 412 085
<b>62</b>	<b>Health care and social assistance</b> .....	<b>13 196</b>	<b>259 960</b>	<b>1 917 655</b>	<b>8 268 262</b>	<b>13 014</b>	<b>261 433</b>	<b>1 763 684</b>	<b>7 810 040</b>
621	Ambulatory health care services .....	9 570	84 594	755 230	3 457 784	9 472	80 941	702 551	3 246 118
622	Hospitals .....	83	84 849	745 567	3 040 665	86	89 655	690 935	2 961 758
623	Nursing & residential care facilities .....	1 179	51 026	253 493	1 056 628	1 149	52 505	225 641	970 898
624	Social assistance .....	2 364	39 491	163 365	713 185	2 307	38 332	144 557	631 266
<b>71</b>	<b>Arts, entertainment &amp; recreation</b> .....	<b>1 866</b>	<b>30 817</b>	<b>165 933</b>	<b>841 862</b>	<b>1 831</b>	<b>27 961</b>	<b>155 703</b>	<b>758 896</b>
711	Performing arts, spectator sports & related industries .....	510	6 503	87 760	470 749	485	5 775	87 532	417 532
712	Museums, historical sites & like institutions .....	81	1 939	8 303	37 823	87	1 763	7 752	35 856
713	Amusement, gambling & recreation industries .....	1 275	22 375	69 870	333 290	1 259	20 423	60 419	305 508
<b>72</b>	<b>Accommodation &amp; food services</b> .....	<b>8 849</b>	<b>166 041</b>	<b>472 392</b>	<b>2 116 608</b>	<b>8 791</b>	<b>160 095</b>	<b>421 756</b>	<b>1 943 138</b>
721	Accommodation .....	737	21 404	88 826	410 503	712	19 978	77 592	371 640
722	Food services & drinking places .....	8 112	144 637	383 566	1 706 105	8 079	140 117	344 164	1 571 498
<b>81</b>	<b>Other services (except public administration)</b> .....	<b>13 346</b>	<b>112 244</b>	<b>623 674</b>	<b>2 614 592</b>	<b>13 245</b>	<b>107 901</b>	<b>553 867</b>	<b>2 420 720</b>
811	Repair & maintenance .....	4 164	28 247	205 829	872 273	4 186	27 033	179 879	798 482
812	Personal & laundry services .....	4 097	31 233	128 543	542 493	4 026	29 435	115 878	512 970
813	Religious, grantmaking, civic, prof & like organizations .....	5 085	52 764	289 302	1 199 826	5 033	51 433	258 110	1 109 268
<b>95</b>	<b>Auxiliaries (exc corporate, subsidiary &amp; regional mgt)</b> .....	<b>308</b>	<b>20 542</b>	<b>295 391</b>	<b>1 105 067</b>	<b>295</b>	<b>19 963</b>	<b>279 102</b>	<b>1 006 589</b>
<b>99</b>	<b>Unclassified establishments</b> .....	<b>1 616</b>	<b>2 155</b>	<b>9 173</b>	<b>77 316</b>	<b>1 590</b>	<b>1 721</b>	<b>7 307</b>	<b>79 033</b>

Note: Employment-size classes are indicated as follows: A—0 to 19; B—20 to 99; C—100 to 249; E—250 to 499; F—500 to 999; G—1,000 to 2,499; H—2,500 to 4,999; I—5,000 to 9,999; J—10,000 to 24,999; K—25,000 to 49,999; L—50,000 to 99,999; M—100,000 or more.

**Table 2. The State—Employees, Payroll, and Establishments by Industry: 2000**

[Excludes most government employees, railroad employees, and self-employed persons. Size class 1 to 4 includes establishments with payroll, but no employees, during mid-March pay period. (D) denotes figures withheld to avoid disclosing data for individual companies; the data are included in broader industry totals. For explanation of terms, abbreviations, and data reliability/comparability, see introductory text]

NAICS code	Industry	Number of employees for week including March 12	Payroll (\$1,000)		Total number of establishments	Number of establishments by employment-size class								
			First quarter	Annual		1 to 4	5 to 9	10 to 19	20 to 49	50 to 99	100 to 249	250 to 499	500 to 999	1,000 or more
	<b>Total</b> .....	<b>2 058 304</b>	<b>16 960 349</b>	<b>70 877 270</b>	<b>128 467</b>	<b>67 686</b>	<b>25 092</b>	<b>16 850</b>	<b>11 400</b>	<b>4 095</b>	<b>2 465</b>	<b>589</b>	<b>171</b>	<b>119</b>
<b>11</b>	<b>Forestry, fishing, hunting, and agriculture support</b> .....	<b>(F)</b>	<b>(D)</b>	<b>(D)</b>	<b>228</b>	<b>167</b>	<b>37</b>	<b>19</b>	<b>4</b>	<b>—</b>	<b>1</b>	<b>—</b>	<b>—</b>	<b>—</b>
113	Forestry and logging .....	(E)	(D)	(D)	69	38	23	7	1	—	—	—	—	—
1131	Timber tract operations .....	(A)	(D)	(D)	4	3	—	1	—	—	—	—	—	—
11311	Timber tract operations .....	(A)	(D)	(D)	4	3	—	1	—	—	—	—	—	—
113110	Timber tract operations .....	(A)	(D)	(D)	4	3	—	1	—	—	—	—	—	—
1132	Forest nurseries & gathering forest products .....	(B)	(D)	(D)	3	—	1	2	—	—	—	—	—	—
11321	Forest nurseries & gathering forest products .....	(B)	(D)	(D)	3	—	1	2	—	—	—	—	—	—
113210	Forest nurseries & gathering forest products .....	(B)	(D)	(D)	3	—	1	2	—	—	—	—	—	—
1133	Logging .....	(E)	(D)	(D)	62	35	22	4	1	—	—	—	—	—
11331	Logging .....	(E)	(D)	(D)	62	35	22	4	1	—	—	—	—	—
113310	Logging .....	(E)	(D)	(D)	62	35	22	4	1	—	—	—	—	—
114	Fishing, hunting & trapping .....	118	871	3 615	38	32	2	3	1	—	—	—	—	—
1141	Fishing .....	35	118	616	29	27	2	—	—	—	—	—	—	—
11411	Fishing .....	35	118	616	29	27	2	—	—	—	—	—	—	—
114111	Finfish fishing .....	(A)	(D)	(D)	19	18	1	—	—	—	—	—	—	—
114112	Shellfish fishing .....	(A)	(D)	(D)	10	9	1	—	—	—	—	—	—	—
1142	Hunting & trapping .....	83	753	2 999	9	5	—	3	1	—	—	—	—	—
11421	Hunting & trapping .....	83	753	2 999	9	5	—	3	1	—	—	—	—	—
114210	Hunting & trapping .....	83	753	2 999	9	5	—	3	1	—	—	—	—	—
115	Agriculture & forestry support activities .....	520	2 028	9 066	121	97	12	9	2	—	1	—	—	—
1151	Crop production support activities .....	(B)	(D)	(D)	21	16	2	3	—	—	—	—	—	—
11511	Crop production support activities .....	(B)	(D)	(D)	21	16	2	3	—	—	—	—	—	—
115111	Cotton ginning .....	(A)	(D)	(D)	1	1	—	—	—	—	—	—	—	—
115112	Soil preparation, planting, & cultivating ..	56	376	1 376	11	7	2	2	—	—	—	—	—	—
115113	Crop harvesting, primarily by machine ..	(A)	(D)	(D)	2	1	—	1	—	—	—	—	—	—
115114	Postharvest crop activities (exc	(A)	(D)	(D)	3	3	—	—	—	—	—	—	—	—
115115	ginning) .....	(A)	(D)	(D)	4	4	—	—	—	—	—	—	—	—
115115	Farm labor contractors & crew leaders ..	(A)	(D)	(D)	3	3	—	—	—	—	—	—	—	—
1152	Animal production support activities .....	289	1 092	5 259	85	68	9	6	2	—	—	—	—	—
11521	Animal production support activities .....	289	1 092	5 259	85	68	9	6	2	—	—	—	—	—
115210	Animal production support activities .....	289	1 092	5 259	85	68	9	6	2	—	—	—	—	—
1153	Forestry support activities .....	(C)	(D)	(D)	15	13	1	—	—	—	1	—	—	—
11531	Forestry support activities .....	(C)	(D)	(D)	15	13	1	—	—	—	1	—	—	—
115310	Forestry support activities .....	(C)	(D)	(D)	15	13	1	—	—	—	1	—	—	—
<b>21</b>	<b>Mining</b> .....	<b>(G)</b>	<b>(D)</b>	<b>(D)</b>	<b>101</b>	<b>32</b>	<b>19</b>	<b>14</b>	<b>23</b>	<b>11</b>	<b>2</b>	<b>—</b>	<b>—</b>	<b>—</b>
211	Oil & gas extraction .....	(A)	(D)	(D)	3	2	1	—	—	—	—	—	—	—
2111	Oil & gas extraction .....	(A)	(D)	(D)	3	2	1	—	—	—	—	—	—	—
21111	Oil & gas extraction .....	(A)	(D)	(D)	3	2	1	—	—	—	—	—	—	—
211111	Crude petroleum & natural gas extraction .....	(A)	(D)	(D)	3	2	1	—	—	—	—	—	—	—
212	Mining (except oil & gas) .....	(G)	(D)	(D)	86	26	14	12	22	11	1	—	—	—
2121	Coal mining .....	(E)	(D)	(D)	14	4	4	3	2	—	1	—	—	—
21211	Coal mining .....	(E)	(D)	(D)	14	4	4	3	2	—	1	—	—	—
212111	Bituminous coal & lignite surface mining .....	(C)	(D)	(D)	12	4	3	3	2	—	—	—	—	—
212112	Bituminous coal underground mining ...	(C)	(D)	(D)	2	—	1	—	—	—	1	—	—	—
2122	Metal ore mining .....	(A)	(D)	(D)	3	2	1	—	—	—	—	—	—	—
21222	Gold ore & silver ore mining .....	(A)	(D)	(D)	2	1	1	—	—	—	—	—	—	—
212221	Gold ore mining .....	(A)	(D)	(D)	2	1	1	—	—	—	—	—	—	—
21229	Other metal ore mining .....	(A)	(D)	(D)	1	1	—	—	—	—	—	—	—	—
212299	All other metal ore mining .....	(A)	(D)	(D)	1	1	—	—	—	—	—	—	—	—
2123	Nonmetallic mineral mining & quarrying .....	1 437	14 175	59 500	69	20	9	9	20	11	—	—	—	—
21231	Stone mining & quarrying .....	734	8 444	34 155	28	7	—	4	11	6	—	—	—	—
212311	Dimension stone mining & quarrying ..	(B)	(D)	(D)	5	3	—	1	1	—	—	—	—	—
212312	Crushed & broken limestone mining & quarrying .....	310	4 773	18 400	10	—	—	3	4	3	—	—	—	—
212313	Crushed & broken granite mining & quarrying .....	(C)	(D)	(D)	4	1	—	—	2	1	—	—	—	—
212319	Other crushed & broken stone mining & quarrying .....	(E)	(D)	(D)	9	3	—	—	4	2	—	—	—	—
21232	Sand, gravel, clay, refractory minerals mining .....	(F)	(D)	(D)	40	13	9	4	9	5	—	—	—	—
212321	Construction sand & gravel mining .....	557	4 557	20 258	35	13	7	3	9	3	—	—	—	—
212322	Industrial sand mining .....	(B)	(D)	(D)	3	—	2	1	—	—	—	—	—	—
212325	Clay & ceramic & refractory minerals mining .....	(C)	(D)	(D)	2	—	—	—	—	2	—	—	—	—
21239	Other nonmetallic mineral mining & quarrying .....	(A)	(D)	(D)	1	—	—	—	1	—	—	—	—	—
212399	All other nonmetallic mineral mining ....	(A)	(D)	(D)	1	—	—	—	1	—	—	—	—	—
213	Mining support activities .....	(C)	(D)	(D)	12	4	4	2	1	—	1	—	—	—
2131	Mining support activities .....	(C)	(D)	(D)	12	4	4	2	1	—	1	—	—	—
21311	Mining support activities .....	(C)	(D)	(D)	12	4	4	2	1	—	1	—	—	—
213111	Drilling oil & gas wells .....	(B)	(D)	(D)	3	1	1	—	—	—	—	—	—	—
213112	Oil & gas operations support activities ..	(D)	(D)	(D)	3	2	2	—	—	—	1	—	—	—
213113	Support activities for coal mining .....	(B)	(D)	(D)	4	1	1	—	1	—	—	—	—	—

See footnotes at end of table.

**Table 2. The State—Employees, Payroll, and Establishments by Industry: 2000—Con.**

[Excludes most government employees, railroad employees, and self-employed persons. Size class 1 to 4 includes establishments with payroll, but no employees, during mid-March pay period. (D) denotes figures withheld to avoid disclosing data for individual companies; the data are included in broader industry totals. For explanation of terms, abbreviations, and data reliability/comparability, see introductory text]

NAICS code	Industry	Number of employees for week including March 12	Payroll (\$1,000)		Total number of establishments	Number of establishments by employment-size class									
			First quarter	Annual		1 to 4	5 to 9	10 to 19	20 to 49	50 to 99	100 to 249	250 to 499	500 to 999	1,000 or more	
<b>22</b>	<b>Utilities</b> .....	<b>12 034</b>	<b>272 055</b>	<b>812 828</b>	<b>120</b>	<b>39</b>	<b>12</b>	<b>12</b>	<b>13</b>	<b>15</b>	<b>19</b>	<b>4</b>	<b>2</b>	<b>4</b>	
221	Utilities .....	12 034	272 055	812 828	120	39	12	12	13	15	19	4	2	4	
2211	Elec pwr generation, transmsn & distribution .....	11 053	257 109	751 057	89	22	8	9	10	13	18	3	2	4	
22111	Electric power generation .....	1 143	21 153	80 513	28	11	3	3	4	2	5	—	—	—	
221111	Hydroelectric power generation (C) .....	(D)	(D)	(D)	5	2	—	1	—	1	1	—	—	—	
221112	Fossil fuel electric power generation (D) .....	928	14 944	55 881	18	4	3	2	4	1	4	—	—	—	
221119	Other electric power generation (A) .....	(D)	(D)	(D)	5	5	—	—	—	—	—	—	—	—	
22112	Electric pwr transmsn, control & distribution .....	9 910	235 956	670 544	61	11	5	6	6	11	13	3	2	4	
221122	Electric power distribution .....	9 910	235 956	670 544	61	11	5	6	6	11	13	3	2	4	
2212	Natural gas distribution (F) .....	(D)	(D)	(D)	11	4	—	1	3	1	1	1	—	—	
22121	Natural gas distribution (F) .....	(D)	(D)	(D)	11	4	—	1	3	1	1	1	—	—	
221210	Natural gas distribution (D) .....	(D)	(D)	(D)	11	4	—	1	3	1	1	1	—	—	
2213	Water, sewage & other systems (C) .....	(D)	(D)	(D)	20	13	4	2	—	1	—	—	—	—	
22131	Water supply & irrigation systems (B) .....	(D)	(D)	(D)	13	10	1	2	—	—	—	—	—	—	
221310	Water supply & irrigation systems (B) .....	(D)	(D)	(D)	13	10	1	2	—	—	—	—	—	—	
22132	Sewage treatment facilities (B) .....	(D)	(D)	(D)	6	3	3	—	—	—	—	—	—	—	
221320	Sewage treatment facilities (B) .....	(D)	(D)	(D)	6	3	3	—	—	—	—	—	—	—	
22133	Steam & air-conditioning supply (B) .....	(D)	(D)	(D)	1	—	—	—	—	1	—	—	—	—	
221330	Steam & air-conditioning supply (B) .....	(D)	(D)	(D)	1	—	—	—	—	1	—	—	—	—	
<b>23</b>	<b>Construction</b> .....	<b>159 216</b>	<b>1 300 600</b>	<b>5 800 502</b>	<b>14 802</b>	<b>8 671</b>	<b>2 672</b>	<b>1 763</b>	<b>1 137</b>	<b>346</b>	<b>168</b>	<b>36</b>	<b>6</b>	<b>3</b>	
233	Building, developing & general contracting ....	40 103	358 062	1 523 789	4 879	3 182	874	476	235	73	31	6	—	2	
2331	Land subdivision & land development .....	1 368	13 640	59 035	207	132	41	19	11	3	1	—	—	—	
23311	Land subdivision & land development .....	1 368	13 640	59 035	207	132	41	19	11	3	1	—	—	—	
233110	Land subdivision & land development ..	1 368	13 640	59 035	207	132	41	19	11	3	1	—	—	—	
2332	Residential building construction .....	20 418	159 682	695 439	3 857	2 688	681	323	119	35	10	1	—	—	
23321	Single-family housing construction .....	18 992	147 080	642 686	3 681	2 578	646	306	111	31	8	1	—	—	
233210	Single-family housing construction .....	18 992	147 080	642 686	3 681	2 578	646	306	111	31	8	1	—	—	
23322	Multifamily housing construction .....	1 426	12 602	52 753	176	110	35	17	8	4	2	—	—	—	
233220	Multifamily housing construction .....	1 426	12 602	52 753	176	110	35	17	8	4	2	—	—	—	
2333	Nonresidential building construction .....	18 317	184 740	769 315	815	362	152	134	105	35	20	5	—	2	
23331	Mfg & industrial building construction .....	1 142	10 393	43 176	87	47	15	12	9	—	4	—	—	—	
233310	Mfg & industrial building construction ...	1 142	10 393	43 176	87	47	15	12	9	—	4	—	—	—	
23332	Commercial & institutional bldg construction .....	17 175	174 347	726 139	728	315	137	122	96	35	16	5	—	2	
233320	Commercial & institutional bldg construction .....	17 175	174 347	726 139	728	315	137	122	96	35	16	5	—	2	
234	Heavy construction .....	15 417	127 415	616 005	656	234	130	114	108	39	22	7	2	—	
2341	Highway, street, bridge & tunnel construction .....	7 745	64 921	324 275	228	82	31	39	40	19	10	5	2	—	
23411	Highway & street construction .....	7 297	60 264	304 519	216	76	30	38	39	17	9	5	2	—	
234110	Highway & street construction .....	7 297	60 264	304 519	216	76	30	38	39	17	9	5	2	—	
23412	Bridge & tunnel construction .....	448	4 657	19 756	12	6	1	1	1	2	1	—	—	—	
234120	Bridge & tunnel construction .....	448	4 657	19 756	12	6	1	1	1	2	1	—	—	—	
2349	Other heavy construction .....	7 672	62 494	291 730	428	152	99	75	68	20	12	2	—	—	
23491	Water, sewer & pipeline construction .....	3 247	25 417	123 708	132	38	25	23	27	12	6	1	—	—	
234910	Water, sewer & pipeline construction ...	3 247	25 417	123 708	132	38	25	23	27	12	6	1	—	—	
23492	Pwr, communication transmsn line construction .....	1 442	11 479	52 827	56	16	10	10	16	2	1	1	—	—	
234920	Pwr, communication transmsn line construction .....	1 442	11 479	52 827	56	16	10	10	16	2	1	1	—	—	
23493	Industrial nonbuilding structure construction .....	238	3 783	13 619	10	1	4	2	2	—	1	—	—	—	
234930	Industrial nonbuilding structure construction .....	238	3 783	13 619	10	1	4	2	2	—	1	—	—	—	
23499	All other heavy construction .....	2 745	21 815	101 576	230	97	60	40	23	6	4	—	—	—	
234990	All other heavy construction .....	2 745	21 815	101 576	230	97	60	40	23	6	4	—	—	—	
235	Special trade contractors .....	103 696	815 123	3 660 708	9 267	5 255	1 668	1 173	794	234	115	23	4	1	
2351	Plumbing, heating & AC contractor .....	25 711	227 834	983 424	1 967	1 038	346	278	211	54	33	4	3	—	
23511	Plumbing, heating & AC contractor .....	25 711	227 834	983 424	1 967	1 038	346	278	211	54	33	4	3	—	
235110	Plumbing, heating & AC contractor .....	25 711	227 834	983 424	1 967	1 038	346	278	211	54	33	4	3	—	
2352	Painting & wall covering contractors .....	5 272	31 331	151 719	932	662	131	86	41	9	3	—	—	—	
23521	Painting & wall covering contractors .....	5 272	31 331	151 719	932	662	131	86	41	9	3	—	—	—	
235210	Painting & wall covering contractors ....	5 272	31 331	151 719	932	662	131	86	41	9	3	—	—	—	
2353	Electrical contractors .....	18 633	162 903	733 572	1 381	723	264	178	143	40	24	9	—	—	
23531	Electrical contractors .....	18 633	162 903	733 572	1 381	723	264	178	143	40	24	9	—	—	
235310	Electrical contractors .....	18 633	162 903	733 572	1 381	723	264	178	143	40	24	9	—	—	
2354	Masonry, drywall, insulation, tile contractors ..	15 912	105 720	478 271	1 177	604	233	160	114	40	19	6	1	—	
23541	Masonry & stone contractors .....	6 652	36 616	169 238	600	325	126	72	49	18	8	2	—	—	
235410	Masonry & stone contractors .....	6 652	36 616	169 238	600	325	126	72	49	18	8	2	—	—	
23542	Drywall, acoustical & insulation contractors .....	8 525	64 365	286 038	459	214	77	71	60	21	11	4	1	—	
235420	Drywall, acoustical & insulation contractors .....	8 525	64 365	286 038	459	214	77	71	60	21	11	4	1	—	
23543	Tile, marble, terrazzo & mosaic contractors .....	735	4 739	22 995	118	65	30	17	5	1	—	—	—	—	
235430	Tile, marble, terrazzo & mosaic contractors .....	735	4 739	22 995	118	65	30	17	5	1	—	—	—	—	
2355	Carpentry & floor contractors .....	7 544	51 256	230 650	1 243	821	218	133	54	14	2	1	—	—	
23551	Carpentry contractors .....	5 544	35 833	159 736	948	634	167	94	38	13	2	—	—	—	
235510	Carpentry contractors .....	5 544	35 833	159 736	948	634	167	94	38	13	2	—	—	—	
23552	Floor laying & other floor contractors .....	2 000	15 423	70 914	295	187	51	39	16	1	—	1	—	—	
235520	Floor laying & other floor contractors ...	2 000	15 423	70 914	295	187	51	39	16	1	—	1	—	—	
2356	Roofing, siding, & sheet metal contractors ..	5 898	45 010	200 881	525	291	105	64	44	12	8	1	—	—	
23561	Roofing, siding, & sheet metal contractors .....	5 898	45 010	200 881	525	291	105	64	44	12	8	1	—	—	
235610	Roofing, siding, & sheet metal contractors .....	5 898	45 010	200 881	525	291	105	64	44	12	8	1	—	—	

See footnotes at end of table.

**Table 2. The State—Employees, Payroll, and Establishments by Industry: 2000—Con.**

[Excludes most government employees, railroad employees, and self-employed persons. Size class 1 to 4 includes establishments with payroll, but no employees, during mid-March pay period. (D) denotes figures withheld to avoid disclosing data for individual companies; the data are included in broader industry totals. For explanation of terms, abbreviations, and data reliability/comparability, see introductory text]

NAICS code	Industry	Number of employees for week including March 12	Payroll (\$1,000)		Total number of establishments	Number of establishments by employment-size class										
			First quarter	Annual		1 to 4	5 to 9	10 to 19	20 to 49	50 to 99	100 to 249	250 to 499	500 to 999	1,000 or more		
<b>23</b>	<b>Construction—Con.</b>															
235	Special trade contractors—Con.															
2357	Concrete contractors	9 714	72 004	333 132	549	273	98	74	73	21	8	1	--	1		
23571	Concrete contractors	9 714	72 004	333 132	549	273	98	74	73	21	8	1	--	1		
235710	Concrete contractors	9 714	72 004	333 132	549	273	98	74	73	21	8	1	--	1		
2358	Water well drilling contractors	409	2 865	13 729	50	22	10	12	6	--	--	--	--	--		
23581	Water well drilling contractors	409	2 865	13 729	50	22	10	12	6	--	--	--	--	--		
235810	Water well drilling contractors	409	2 865	13 729	50	22	10	12	6	--	--	--	--	--		
2359	Other special trade contractors	14 603	116 200	535 330	1 443	821	263	188	108	44	18	1	--	--		
23591	Structural steel erection contractors	1 377	10 579	49 583	86	33	15	15	15	7	1	--	--	--		
235910	Structural steel erection contractors	1 377	10 579	49 583	86	33	15	15	15	7	1	--	--	--		
23592	Glass & glazing contractors	1 333	11 352	55 192	116	42	34	25	11	2	2	--	--	--		
235920	Glass & glazing contractors	1 333	11 352	55 192	116	42	34	25	11	2	2	--	--	--		
23593	Excavation contractors	2 816	19 815	97 368	445	291	82	46	18	6	2	--	--	--		
235930	Excavation contractors	2 816	19 815	97 368	445	291	82	46	18	6	2	--	--	--		
23594	Wrecking & demolition contractors	775	4 823	21 647	33	14	4	5	5	2	3	--	--	--		
235940	Wrecking & demolition contractors	775	4 823	21 647	33	14	4	5	5	2	3	--	--	--		
23595	Bldg equip & oth mach installation contractor	2 072	27 207	108 663	100	46	16	9	13	13	3	--	--	--		
235950	Bldg equip & oth mach installation contractor	2 072	27 207	108 663	100	46	16	9	13	13	3	--	--	--		
23599	All other special trade contractors	6 230	42 424	202 877	663	395	112	88	46	14	7	1	--	--		
235990	All other special trade contractors	6 230	42 424	202 877	663	395	112	88	46	14	7	1	--	--		
<b>31-33</b>	<b>Manufacturing</b>	<b>158 753</b>	<b>1 707 169</b>	<b>6 900 408</b>	<b>3 910</b>	<b>1 362</b>	<b>745</b>	<b>585</b>	<b>598</b>	<b>278</b>	<b>221</b>	<b>87</b>	<b>23</b>	<b>11</b>		
311	Food mfg	15 890	109 194	466 684	328	95	61	53	51	27	27	8	6	--		
3111	Animal food mfg	352	2 677	11 597	15	2	1	4	6	2	--	--	--	--		
31111	Animal food mfg	352	2 677	11 597	15	2	1	4	6	2	--	--	--	--		
311111	Dog & cat food mfg	(C)	(D)	(D)	2	--	--	--	1	1	--	--	--	--		
311119	Other animal food mfg	(C)	(D)	(D)	13	2	1	4	5	1	--	--	--	--		
3112	Grain & oilseed milling	616	4 275	18 608	8	--	--	2	4	--	2	--	--	--		
31121	Flour milling & malt mfg	318	1 587	7 146	5	--	--	2	2	--	1	--	--	--		
311211	Flour milling	318	1 587	7 146	5	--	--	2	2	--	1	--	--	--		
31122	Starch & vegetable fats & oils mfg	298	2 688	11 462	3	--	--	2	--	--	1	--	--	--		
311222	Soybean processing	(B)	(D)	(D)	1	--	--	--	--	--	--	--	--	--		
311225	Fats & oils refining & blending	(E)	(D)	(D)	2	--	--	--	1	--	1	--	--	--		
3113	Sugar & confectionery product mfg	811	7 885	34 970	22	7	6	2	5	--	1	1	--	--		
31131	Sugar mfg	(E)	(D)	(D)	2	--	1	--	--	--	--	1	--	--		
311312	Cane sugar refining	(E)	(D)	(D)	1	--	--	--	--	--	--	1	--	--		
311313	Beet sugar mfg	(A)	(D)	(D)	1	--	1	--	--	--	--	--	--	--		
31132	Choc & confectionery mfg from cacao beans	(B)	(D)	(D)	3	1	--	1	1	--	--	--	--	--		
311320	Choc & confectionery mfg from cacao beans	(B)	(D)	(D)	3	1	--	1	1	--	--	--	--	--		
31133	Confectionery mfg from purchased chocolate	(C)	(D)	(D)	9	2	3	--	4	--	--	--	--	--		
311330	Confectionery mfg from purchased chocolate	(C)	(D)	(D)	9	2	3	--	4	--	--	--	--	--		
31134	Nonchocolate confectionery mfg	157	1 382	5 745	8	4	2	1	--	--	1	--	--	--		
311340	Nonchocolate confectionery mfg	157	1 382	5 745	8	4	2	1	--	--	1	--	--	--		
3114	Fruit & veg preserving & specialty food mfg	722	5 171	26 879	15	7	1	--	3	1	3	--	--	--		
31141	Frozen food mfg	309	2 079	8 687	3	--	--	--	1	1	1	--	--	--		
311411	Frozen fruit, juice & vegetable mfg	(C)	(D)	(D)	2	--	--	--	1	1	--	--	--	--		
311412	Frozen specialty food mfg	(C)	(D)	(D)	1	--	--	--	--	--	1	--	--	--		
31142	Fruit & veg canning, pickling & drying	413	3 092	18 192	12	7	1	--	2	--	2	--	--	--		
311421	Fruit & vegetable canning	(E)	(D)	(D)	11	6	1	--	2	--	2	--	--	--		
311423	Dried & dehydrated food mfg	(A)	(D)	(D)	1	1	--	--	--	--	--	--	--	--		
3115	Dairy product mfg	1 762	14 669	57 874	18	4	1	1	3	5	2	2	--	--		
31151	Dairy product (exc frozen) mfg	1 036	8 628	35 037	11	2	--	1	1	5	1	1	--	--		
311511	Fluid milk mfg	862	6 874	28 099	7	1	--	--	1	3	1	1	--	--		
311513	Cheese mfg	(B)	(D)	(D)	2	1	--	--	--	1	--	--	--	--		
311514	Dry, condensed, evaporated dairy product mfg	(B)	(D)	(D)	2	--	--	1	--	--	--	--	--	--		
31152	Ice cream & frozen dessert mfg	726	6 041	22 837	7	2	1	--	2	--	1	1	--	--		
311520	Ice cream & frozen dessert mfg	726	6 041	22 837	7	2	1	--	2	--	1	1	--	--		
3116	Animal slaughtering & processing	3 956	19 869	80 481	33	5	5	7	3	3	4	2	4	--		
31161	Animal slaughtering & processing	3 956	19 869	80 481	33	5	5	7	3	3	4	2	4	--		
311611	Animal (except poultry) slaughtering	(C)	(D)	(D)	13	4	3	3	2	1	--	--	--	--		
311612	Meat processed from carcasses	602	3 253	13 634	11	1	2	4	1	1	1	1	--	--		
311613	Rendering & meat by-product processing	(C)	(D)	(D)	2	--	--	--	--	1	--	--	--	--		
311615	Poultry processing	3 011	14 330	56 902	7	--	--	--	--	--	2	1	4	--		
3117	Seafood product preparation & packaging	894	4 850	22 309	27	11	4	4	3	4	--	1	--	--		
31171	Seafood product preparation & packaging	894	4 850	22 309	27	11	4	4	3	4	--	1	--	--		
311711	Seafood canning	(B)	(D)	(D)	3	2	--	--	--	1	--	--	--	--		
311712	Fresh & frozen seafood processing	(F)	(D)	(D)	24	9	4	4	3	3	--	1	--	--		
3118	Bakeries & tortilla mfg	3 554	19 998	86 812	148	51	37	28	16	8	6	1	1	--		
31181	Bread & bakery product mfg	3 459	19 474	84 648	137	46	34	27	14	8	6	1	1	--		
311811	Retail bakeries	(D)	(D)	(D)	89	34	24	21	9	1	--	--	--	--		
311812	Commercial bakeries	2 621	16 936	72 917	47	12	10	6	5	6	1	1	--	--		
311813	Frozen cakes, pies & other pastries mfg	(B)	(D)	(D)	1	--	--	--	--	1	--	--	--	--		
31182	Cookie, cracker & pasta mfg	(B)	(D)	(D)	8	4	2	1	1	--	--	--	--	--		
311821	Cookie & cracker mfg	(A)	(D)	(D)	3	2	1	--	--	--	--	--	--	--		
311822	Flour mixes & dough mfg from purchased flour	(B)	(D)	(D)	4	2	--	1	1	--	--	--	--	--		
311823	Dry pasta mfg	(A)	(D)	(D)	1	--	1	--	--	--	--	--	--	--		
31183	Tortilla mfg	(B)	(D)	(D)	3	1	1	--	1	--	--	--	--	--		
311830	Tortilla mfg	(B)	(D)	(D)	3	1	1	--	1	--	--	--	--	--		
3119	Other food mfg	3 223	29 800	127 154	42	8	6	5	8	4	9	1	1	--		
31191	Snack food mfg	(E)	(D)	(D)	4	2	--	--	--	1	--	--	--	--		
311911	Roasted nuts & peanut butter mfg	(B)	(D)	(D)	1	--	--	--	--	1	--	--	--	--		
311919	Other snack food mfg	(E)	(D)	(D)	3	2	--	--	--	--	1	--	--	--		

See footnotes at end of table.

**Table 2. The State—Employees, Payroll, and Establishments by Industry: 2000—Con.**

[Excludes most government employees, railroad employees, and self-employed persons. Size class 1 to 4 includes establishments with payroll, but no employees, during mid-March pay period. (D) denotes figures withheld to avoid disclosing data for individual companies; the data are included in broader industry totals. For explanation of terms, abbreviations, and data reliability/comparability, see introductory text]

NAICS code	Industry	Number of employees for week including March 12	Payroll (\$1,000)		Total number of establishments	Number of establishments by employment-size class								
			First quarter	Annual		1 to 4	5 to 9	10 to 19	20 to 49	50 to 99	100 to 249	250 to 499	500 to 999	1,000 or more
<b>31-33</b>	<b>Manufacturing—Con.</b>													
311	Food mfg—Con.													
3119	Other food mfg—Con.													
31192	Coffee & tea mfg	(C)	(D)	(D)	4	1	—	2	—	—	1	—	—	—
311920	Coffee & tea mfg	(C)	(D)	(D)	4	1	—	2	—	—	1	—	—	—
31193	Flavoring syrup & concentrate mfg	(B)	(D)	(D)	2	—	—	—	—	2	—	—	—	—
311930	Flavoring syrup & concentrate mfg	(B)	(D)	(D)	2	—	—	—	—	2	—	—	—	—
31194	Seasoning & dressing mfg	1 950	19 094	79 102	17	1	2	2	2	3	6	—	1	—
311941	Mayonnaise, dressing & oth prepared sauce mfg	(E)	(D)	(D)	5	—	1	1	—	1	2	—	—	—
311942	Spice & extract mfg	(E)	(D)	(D)	12	1	1	1	2	2	4	—	1	—
31199	All other food mfg	519	4 261	17 240	15	4	4	1	4	—	2	—	—	—
311991	Perishable prepared food mfg	(E)	(D)	(D)	8	1	4	1	1	—	1	—	—	—
311999	All other miscellaneous food mfg	(C)	(D)	(D)	7	3	—	—	3	—	—	—	—	—
312	Beverage & tobacco product mfg	1 759	18 740	79 360	31	8	4	3	6	4	3	3	—	—
3121	Beverage mfg	(G)	(D)	(D)	30	7	4	3	6	4	3	3	—	—
31211	Soft drink & ice mfg	1 331	14 634	60 820	20	5	2	2	2	4	3	2	—	—
312111	Soft drink mfg	(G)	(D)	(D)	12	1	1	—	1	4	3	2	—	—
312112	Bottled water mfg	(A)	(D)	(D)	2	1	—	1	—	—	—	—	—	—
312113	Ice mfg	(B)	(D)	(D)	6	3	1	1	1	—	—	—	—	—
31212	Breweries	(B)	(D)	(D)	6	2	2	1	1	—	—	—	—	—
312120	Breweries	(B)	(D)	(D)	6	2	2	1	1	—	—	—	—	—
31213	Wineries	(B)	(D)	(D)	1	—	—	—	1	—	—	—	—	—
312130	Wineries	(B)	(D)	(D)	1	—	—	—	1	—	—	—	—	—
31214	Distilleries	(E)	(D)	(D)	3	—	—	—	—	—	1	—	—	—
312140	Distilleries	(E)	(D)	(D)	3	—	—	—	—	—	1	—	—	—
3122	Tobacco mfg	(A)	(D)	(D)	1	1	—	—	—	—	—	—	—	—
31222	Tobacco product mfg	(A)	(D)	(D)	1	1	—	—	—	—	—	—	—	—
312221	Cigarette mfg	(A)	(D)	(D)	1	1	—	—	—	—	—	—	—	—
313	Textile mills	2 408	18 945	75 171	43	14	8	10	—	4	5	1	1	—
3132	Fabric mills	1 542	8 334	35 787	21	9	2	4	—	2	1	1	—	—
31321	Broadwoven fabric mills	(E)	(D)	(D)	11	8	2	—	—	—	—	—	—	—
313210	Broadwoven fabric mills	(E)	(D)	(D)	11	8	2	—	—	—	—	—	—	—
31322	Narrow fabric mills & schiffli mach embroidery	939	4 378	19 541	7	1	—	2	—	2	1	—	1	—
313221	Narrow fabric mills	(F)	(D)	(D)	4	—	—	2	—	1	—	—	1	—
313222	Schiffli machine embroidery	(C)	(D)	(D)	3	1	—	—	—	1	—	—	—	—
31323	Nonwoven fabric mills	(C)	(D)	(D)	3	—	—	2	—	—	1	—	—	—
313230	Nonwoven fabric mills	(C)	(D)	(D)	3	—	—	2	—	—	1	—	—	—
3133	Textile, fabric finishing, fabric coating mills	866	10 611	39 384	22	5	6	6	—	2	3	—	—	—
31331	Textile & fabric finishing mills	(E)	(D)	(D)	15	3	6	5	—	—	1	—	—	—
313311	Broadwoven fabric finishing mills	(E)	(D)	(D)	14	2	6	5	—	—	1	—	—	—
313312	Textile, fabric finishing (exc broadwoven) mills	(A)	(D)	(D)	1	1	—	—	—	—	—	—	—	—
31332	Fabric coating mills	(F)	(D)	(D)	7	2	—	1	—	2	2	—	—	—
313320	Fabric coating mills	(F)	(D)	(D)	7	2	—	1	—	2	2	—	—	—
314	Textile product mills	798	4 897	22 391	100	55	21	12	11	1	—	—	—	—
3141	Textile furnishings mills	248	1 510	6 682	44	30	6	6	2	—	—	—	—	—
31412	Curtain & linen mills	248	1 510	6 682	44	30	6	6	2	—	—	—	—	—
314121	Curtain & drapery mills	234	1 437	6 339	41	28	6	5	2	—	—	—	—	—
314129	Other household textile product mills	14	73	343	3	2	—	1	—	—	—	—	—	—
3149	Other textile product mills	550	3 387	15 709	56	25	15	6	9	1	—	—	—	—
31491	Textile bag & canvas mills	382	2 378	10 573	42	20	11	4	7	—	—	—	—	—
314911	Textile bag mills	(B)	(D)	(D)	3	1	—	—	2	—	—	—	—	—
314912	Canvas & related product mills	(E)	(D)	(D)	39	19	11	4	5	—	—	—	—	—
31499	All other textile product mills	168	1 009	5 136	14	5	4	2	2	1	—	—	—	—
314991	Rope, cordage & twine mills	(A)	(D)	(D)	2	2	—	—	—	—	—	—	—	—
314999	All other miscellaneous textile product mills	(C)	(D)	(D)	12	3	4	2	2	1	—	—	—	—
315	Apparel manufacturing	2 902	15 958	68 125	108	59	14	10	12	9	1	2	1	—
3151	Apparel knitting mills	(B)	(D)	(D)	3	—	1	—	2	—	—	—	—	—
31519	Other apparel knitting mills	(B)	(D)	(D)	3	—	1	—	2	—	—	—	—	—
315191	Outerwear knitting mills	(B)	(D)	(D)	3	—	1	—	2	—	—	—	—	—
3152	Cut & sew apparel mfg	(H)	(D)	(D)	79	42	10	6	9	8	1	2	1	—
31521	Cut & sew apparel contractors	629	2 205	9 605	35	23	4	2	1	4	1	—	—	—
315211	Men's, boys' cut & sew apparel contractors	370	1 442	6 339	6	2	1	—	—	2	1	—	—	—
315212	Women's, girls', infants, cut, sew apparel contr	259	763	3 266	29	21	3	2	1	2	—	—	—	—
31522	Men's, boys' cut & sew apparel mfg	989	4 470	18 679	14	2	2	1	5	2	—	2	—	—
315222	Men's, boys' cut & sew suit, coat, overcoat mfg	820	3 700	15 113	6	—	—	—	3	1	—	2	—	—
315223	Men's, boys' cut & sew shirt (exc work) mfg	(B)	(D)	(D)	2	—	—	1	1	—	—	—	—	—
315225	Men's, boys' cut & sew work clothing mfg	(B)	(D)	(D)	3	1	1	—	1	—	—	—	—	—
315228	Men's, boys' cut & sew oth outerwear mfg	(B)	(D)	(D)	3	1	1	—	—	1	—	—	—	—
31523	Women's, girls' cut & sew apparel mfg	(E)	(D)	(D)	26	15	4	3	2	2	—	—	—	—
315232	Women's, girls' cut & sew blouse mfg	120	426	2 327	7	4	1	1	—	1	—	—	—	—
315233	Women's, girls' cut & sew dress mfg	(A)	(D)	(D)	3	2	—	1	—	—	—	—	—	—
315234	Women's, girls' cut & sew suit, coat, skirt mfg	(C)	(D)	(D)	6	3	1	—	1	1	—	—	—	—
315239	Women's, girls' cut & sew other outerwear mfg	(B)	(D)	(D)	10	6	2	1	1	—	—	—	—	—
31529	Other cut & sew apparel mfg	(F)	(D)	(D)	4	2	—	—	1	—	—	—	1	—
315291	Infants' cut & sew apparel mfg	(F)	(D)	(D)	1	—	—	—	—	—	—	—	—	—
315292	Fur & leather apparel mfg	(A)	(D)	(D)	1	1	—	—	—	—	—	—	—	—
315299	All other cut & sew apparel mfg	(B)	(D)	(D)	2	1	—	—	1	—	—	—	—	—
3159	Apparel accessories & other apparel mfg	(C)	(D)	(D)	26	17	3	4	1	1	—	—	—	—
31599	Apparel accessories & other apparel mfg	(C)	(D)	(D)	26	17	3	4	1	1	—	—	—	—
315999	Other apparel accessories & other apparel mfg	(C)	(D)	(D)	26	17	3	4	1	1	—	—	—	—

See footnotes at end of table.



**Table 2. The State—Employees, Payroll, and Establishments by Industry: 2000—Con.**

[Excludes most government employees, railroad employees, and self-employed persons. Size class 1 to 4 includes establishments with payroll, but no employees, during mid-March pay period. (D) denotes figures withheld to avoid disclosing data for individual companies; the data are included in broader industry totals. For explanation of terms, abbreviations, and data reliability/comparability, see introductory text]

NAICS code	Industry	Number of employees for week including March 12	Payroll (\$1,000)		Total number of establishments	Number of establishments by employment-size class								
			First quarter	Annual		1 to 4	5 to 9	10 to 19	20 to 49	50 to 99	100 to 249	250 to 499	500 to 999	1,000 or more
<b>31-33</b>	<b>Manufacturing—Con.</b>													
316	Leather & allied product mfg .....	1 470	12 267	48 698	10	2	1	2	2	—	2	—	—	1
3161	Leather & hide tanning & finishing .....	(G)	(D)	(D)	1	—	—	—	—	—	—	—	—	1
31611	Leather & hide tanning & finishing .....	(G)	(D)	(D)	1	—	—	—	—	—	—	—	—	1
316110	Leather & hide tanning & finishing .....	(G)	(D)	(D)	1	—	—	—	—	—	—	—	—	1
3162	Footwear mfg .....	(C)	(D)	(D)	3	2	—	—	—	—	1	—	—	—
31621	Footwear mfg .....	(C)	(D)	(D)	3	2	—	—	—	—	1	—	—	—
316211	Rubber & plastics footwear mfg .....	(C)	(D)	(D)	1	—	—	—	—	—	1	—	—	—
316213	Men's footwear (exc athletic) mfg .....	(A)	(D)	(D)	2	2	—	—	—	—	—	—	—	—
3169	Other leather & allied product mfg .....	(C)	(D)	(D)	6	—	1	2	2	—	1	—	—	—
31699	Other leather & allied product mfg .....	(C)	(D)	(D)	6	—	1	2	2	—	1	—	—	—
316991	Luggage mfg .....	(B)	(D)	(D)	2	—	—	1	1	—	—	—	—	—
316993	Personal leather good (exc purse) mfg ..	(A)	(D)	(D)	1	—	1	—	—	—	—	—	—	—
316999	All other leather good mfg .....	(C)	(D)	(D)	3	—	—	1	1	—	1	—	—	—
321	Wood product mfg .....	4 388	28 724	126 017	148	42	25	23	32	14	11	1	—	—
3211	Sawmills & wood preservation .....	1 064	6 342	27 741	44	13	8	6	10	5	2	—	—	—
32111	Sawmills & wood preservation .....	1 064	6 342	27 741	44	13	8	6	10	5	2	—	—	—
321113	Sawmills .....	933	5 579	23 922	39	12	8	4	10	3	2	—	—	—
321114	Wood preservation .....	131	763	3 819	5	1	—	2	—	2	—	—	—	—
3212	Veneer, plywood & engineered wood product mfg .....	1 081	8 035	38 108	19	1	1	3	6	5	3	—	—	—
32121	Veneer, plywood & engineered wood product mfg .....	1 081	8 035	38 108	19	1	1	3	6	5	3	—	—	—
321211	Hardwood veneer & plywood mfg .....	(A)	(D)	(D)	2	1	1	—	—	—	—	—	—	—
321214	Truss mfg .....	1 041	7 693	36 453	15	—	—	2	5	5	3	—	—	—
321219	Reconstituted wood product mfg .....	(B)	(D)	(D)	2	—	—	1	1	—	—	—	—	—
3219	Other wood product mfg .....	2 243	14 347	60 168	85	28	16	14	16	4	6	1	—	—
32191	Millwork .....	1 121	7 440	29 102	41	18	6	3	6	3	5	—	—	—
321911	Wood window & door mfg .....	361	2 793	10 504	13	5	1	2	2	2	1	—	—	—
321912	Cut stock, resawing lumber & planing ..	321	1 822	6 851	8	2	3	—	1	—	—	—	—	—
321918	Other millwork (including flooring) .....	439	2 825	11 747	20	11	2	1	3	1	2	—	—	—
32192	Wood container & pallet mfg .....	263	1 462	6 363	15	2	3	4	5	1	—	—	—	—
321920	Wood container & pallet mfg .....	263	1 462	6 363	15	2	3	4	5	1	—	—	—	—
32199	All other wood product mfg .....	859	5 445	24 703	29	8	7	7	5	—	1	1	—	—
321992	Prefabricated wood building mfg .....	658	4 280	19 669	7	1	—	2	2	—	1	1	—	—
321999	All other miscellaneous wood product mfg .....	201	1 165	5 034	22	7	7	5	3	—	—	—	—	—
322	Paper mfg .....	6 759	60 909	239 785	56	9	3	6	12	10	12	1	1	2
3221	Pulp, paper & paperboard mills .....	1 903	23 162	90 859	6	1	—	—	—	2	2	—	—	1
32212	Paper mills .....	(G)	(D)	(D)	4	1	—	—	—	2	—	—	—	1
322121	Paper (except newsprint) mills .....	(G)	(D)	(D)	4	1	—	—	—	2	—	—	—	1
32213	Paperboard mills .....	(C)	(D)	(D)	2	—	—	—	—	—	2	—	—	—
322130	Paperboard mills .....	(C)	(D)	(D)	2	—	—	—	—	—	2	—	—	—
3222	Converted paper product mfg .....	4 856	37 747	148 926	50	8	3	6	12	8	10	1	1	1
32221	Paperboard container mfg .....	3 988	30 428	118 870	29	2	3	5	3	5	9	—	1	1
322211	Corrugated & solid fiber box mfg .....	(E)	(D)	(D)	21	1	2	4	3	5	6	—	—	—
322212	Folding paperboard box mfg .....	(G)	(D)	(D)	2	—	—	—	—	—	2	—	—	—
322213	Setup paperboard box mfg .....	(B)	(D)	(D)	3	1	1	1	—	—	—	—	—	—
322215	Nonfolding sanitary food container mfg ..	(G)	(D)	(D)	3	—	—	—	—	—	1	—	1	1
32222	Paper bag & coated & treated paper mfg ..	291	2 256	9 653	5	—	—	1	2	1	1	—	—	—
322222	Coated & laminated paper mfg .....	291	2 256	9 653	5	—	—	1	2	1	1	—	—	—
32223	Stationery product mfg .....	440	3 985	15 736	9	4	—	—	2	2	—	1	—	—
322231	Die-cut paper & paperboard office supply mfg .....	(B)	(D)	(D)	4	3	—	—	1	—	—	—	—	—
322232	Envelope mfg .....	389	3 462	13 671	3	—	—	—	—	2	—	1	—	—
322233	Stationery, tablet & related product mfg ..	(B)	(D)	(D)	2	1	—	—	1	—	—	—	—	—
32229	Other converted paper product mfg .....	137	1 078	4 667	7	2	—	—	5	—	—	—	—	—
322299	All other converted paper product mfg ..	137	1 078	4 667	7	2	—	—	5	—	—	—	—	—
323	Printing & related support activities .....	18 305	169 941	708 863	744	266	170	109	104	50	36	8	1	—
3231	Printing & related support activities .....	18 305	169 941	708 863	744	266	170	109	104	50	36	8	1	—
32311	Printing .....	16 009	148 817	620 498	650	227	155	98	90	37	35	7	1	—
323110	Commercial lithographic printing .....	9 796	99 160	413 580	335	106	68	59	52	22	22	5	1	—
323111	Commercial gravure printing .....	119	897	3 592	14	11	—	2	—	1	—	—	—	—
323112	Commercial flexographic printing .....	290	2 984	11 558	7	1	—	—	3	1	1	—	—	—
323113	Commercial screen printing .....	999	7 720	30 956	55	19	12	9	11	3	1	—	—	—
323114	Quick printing .....	946	6 467	27 278	124	50	45	20	9	—	—	—	—	—
323115	Digital printing .....	95	1 088	4 438	6	4	1	—	—	1	—	—	—	—
323116	Manifold business form printing .....	1 318	11 854	47 332	16	5	2	—	1	2	5	1	—	—
323117	Book printing .....	1 615	13 408	60 728	33	6	7	3	6	6	4	1	—	—
323118	Blankbook, loose-leaf binder & device mfg .....	133	915	2 486	4	—	—	—	3	1	—	—	—	—
323119	Other commercial printing .....	698	4 324	18 550	56	25	19	5	5	—	2	—	—	—
32312	Printing support activities .....	2 296	21 124	88 365	94	39	15	11	14	13	1	1	—	—
323121	Tradebinding & related work .....	1 421	12 335	52 007	30	6	4	6	5	7	1	1	—	—
323122	Prepress services .....	875	8 789	36 358	64	33	11	5	9	6	—	—	—	—
324	Petroleum & coal products mfg .....	1 234	13 018	52 250	48	17	14	6	7	2	1	1	—	—
3241	Petroleum & coal products mfg .....	1 234	13 018	52 250	48	17	14	6	7	2	1	1	—	—
32411	Petroleum refineries .....	(A)	(D)	(D)	1	—	1	—	—	—	—	—	—	—
324110	Petroleum refineries .....	(A)	(D)	(D)	1	—	1	—	—	—	—	—	—	—
32412	Asphalt paving, roofing & saturated mat mfg .....	(F)	(D)	(D)	40	15	12	5	5	2	1	—	—	—
324121	Asphalt paving mixture & block mfg .....	(E)	(D)	(D)	36	15	11	5	5	—	—	—	—	—
324122	Asphalt shingle & coating materials mfg ..	(E)	(D)	(D)	4	—	1	—	—	2	1	—	—	—
32419	Other petroleum & coal products mfg .....	(E)	(D)	(D)	7	2	1	1	2	—	—	1	—	—
324191	Petroleum lubricating oil & grease mfg ..	(E)	(D)	(D)	6	2	1	1	1	—	—	1	—	—
324199	All other petroleum & coal products mfg .....	(B)	(D)	(D)	1	—	—	—	1	—	—	—	—	—

See footnotes at end of table.

**Table 2. The State—Employees, Payroll, and Establishments by Industry: 2000—Con.**

[Excludes most government employees, railroad employees, and self-employed persons. Size class 1 to 4 includes establishments with payroll, but no employees, during mid-March pay period. (D) denotes figures withheld to avoid disclosing data for individual companies; the data are included in broader industry totals. For explanation of terms, abbreviations, and data reliability/comparability, see introductory text]

NAICS code	Industry	Number of employees for week including March 12	Payroll (\$1,000)		Total number of establishments	Number of establishments by employment-size class									
			First quarter	Annual		1 to 4	5 to 9	10 to 19	20 to 49	50 to 99	100 to 249	250 to 499	500 to 999	1,000 or more	
<b>31-33</b>	<b>Manufacturing—Con.</b>														
325	Chemical mfg .....	13 513	243 341	913 553	180	37	31	33	26	20	19	11	1	2	
3251	Basic chemical mfg .....	2 555	38 001	151 684	32	5	4	7	4	4	6	1	1		
32512	Industrial gas mfg .....	105	1 141	4 532	7	2	2	2		1					
325120	Industrial gas mfg .....	105	1 141	4 532	7	2	2	2		1					
32513	Synthetic dye & pigment mfg .....	(F)	(D)	(D)	5					1	4				
325131	Inorganic dye & pigment mfg .....	(F)	(D)	(D)	5					1	4				
32518	Other basic inorganic chemical mfg .....	(G)	(D)	(D)	14	2	1	5	2	2	1		1		
325188	All other basic inorganic chemical mfg ..	(G)	(D)	(D)	14	2	1	5	2	2	1		1		
32519	Other basic organic chemical mfg .....	(F)	(D)	(D)	6	1	1		2		1	1			
325199	All other basic organic chemical mfg....	(F)	(D)	(D)	6	1	1		2		1	1			
3252	Resin, syn rubber, artf & syn fibers, fil mfg ..	(C)	(D)	(D)	7		2	2	3						
32521	Resin & synthetic rubber mfg .....	(C)	(D)	(D)	6		2	1	3						
325211	Plastics material & resin mfg .....	(C)	(D)	(D)	5		1	1	3						
325212	Synthetic rubber mfg .....	(A)	(D)	(D)	1		1								
32522	Artificial & synthetic fibers, filaments mfg ..	(A)	(D)	(D)	1			1							
325222	Noncellulosic organic fiber mfg .....	(A)	(D)	(D)	1			1							
3253	Pesticide, fertilizer & oth ag chemical mfg ...	(B)	(D)	(D)	6	1	3		2						
32531	Fertilizer mfg .....	(B)	(D)	(D)	5	1	3		1						
325314	Fertilizer (mixing only) mfg .....	(B)	(D)	(D)	5	1	3		1						
32532	Pesticide & other agricultural chemical mfg .....	(B)	(D)	(D)	1										
325320	Pesticide & other agricultural chemical mfg .....	(B)	(D)	(D)	1				1						
3254	Pharmaceutical & medicine mfg .....	4 633	137 313	485 316	45	13	3	9	4	5	4	6		1	
32541	Pharmaceutical & medicine mfg .....	4 633	137 313	485 316	45	13	3	9	4	5	4	6		1	
325411	Medicinal & botanical mfg .....	51	678	3 078	5	2		2	1						
325412	Pharmaceutical preparation mfg .....	(G)	(D)	(D)	17	4	2	5	1	1	2	2			
325413	In-vitro diagnostic substance mfg .....	(G)	(D)	(D)	8	1		1	2	1	2	1		1	
325414	Biological product (exc diagnostic) mfg ..	(G)	(D)	(D)	15	6	1	1		3	2	2			
3255	Paint, coating & adhesive mfg .....	1 839	20 568	79 556	26	3	6	4	4	2	5	2			
32551	Paint & coating mfg .....	(G)	(D)	(D)	17	2	3	3	4	1	2	2			
325510	Paint & coating mfg .....	(G)	(D)	(D)	17	2	3	3	4	1	2	2			
32552	Adhesive mfg .....	(F)	(D)	(D)	9	1	3	1		1	3				
325520	Adhesive mfg .....	(F)	(D)	(D)	9	1	3	1		1	3				
3256	Soap, cleaners & toilet preparation mfg .....	3 157	33 125	139 229	25	6	7	3		4	2	2		1	
32561	Soap & cleaning compound mfg .....	(G)	(D)	(D)	19	5	5	3		2	2	2			
325611	Soap & other detergent mfg .....	(E)	(D)	(D)	6	2	1	2			1				
325612	Polish & other sanitation goods mfg .....	(F)	(D)	(D)	12	3	4	1		1	2	1			
325613	Surface active agent mfg .....	(B)	(D)	(D)	1					1					
32562	Toilet preparation mfg .....	(G)	(D)	(D)	6	1	2			2				1	
325620	Toilet preparation mfg .....	(G)	(D)	(D)	6	1	2			2				1	
3259	Other chemical product & preparation mfg ..	1 094	11 695	50 118	39	9	6	8	9	5	2				
32591	Printing ink mfg .....	(C)	(D)	(D)	11	1	1	3	5	1					
325910	Printing ink mfg .....	(C)	(D)	(D)	11	1	1	3	5	1					
32599	All other chemical product & preparation mfg .....	(F)	(D)	(D)	28	8	5	5	4	4	2				
325991	Custom compounding of purchased resin .....	(E)	(D)	(D)	8	2	1	1	1	1	2				
325992	Photo film, paper, plate & chemical mfg ..	90	932	4 216	5	1	1	1	1	1					
325998	All oth misc chemical product & prep mfg .....	(E)	(D)	(D)	15	5	3	3	2	2					
326	Plastics & rubber products mfg .....	8 644	69 020	286 797	134	22	17	22	31	14	15	13			
3261	Plastics product mfg .....	7 437	60 812	252 659	107	17	13	17	24	12	12	12			
32611	Unsupported plastics film, sheet, & bag mfg .....	555	6 344	25 853	7	1	1		1	2	1	1			
326111	Unsupported plastics bag mfg .....	98	650	3 102	3	1			1	1					
326113	Unsupported plastics film and sheet (except packaging) mfg .....	457	5 694	22 751	4		1			1	1	1			
32612	Plastics pipe, pipe fitting, & unsupported profile shape mfg .....	168	1 039	4 129	8	1	3	1	2	1					
326121	Unsupported plastics profile shape mfg ..	(C)	(D)	(D)	6		3	1	2						
326122	Plastics pipe & pipe fitting mfg .....	(B)	(D)	(D)	2	1				1					
32613	Laminated plastics plate, sheet & shape mfg .....	(B)	(D)	(D)	3			2	1						
326130	Laminated plastics plate, sheet & shape mfg .....	(B)	(D)	(D)	3			2	1						
32614	Polystyrene foam product mfg .....	125	726	3 202	5	1	3				1				
326140	Polystyrene foam product mfg .....	125	726	3 202	5	1	3				1				
32615	Foam product (exc polystyrene) mfg .....	(E)	(D)	(D)	4	2			1			1			
326150	Foam product (exc polystyrene) mfg .....	(E)	(D)	(D)	4	2			1			1			
32616	Plastics bottle mfg .....	812	7 595	28 164	7				1	1	3	1			
326160	Plastics bottle mfg .....	812	7 595	28 164	7				1	1	3	1			
32619	Other plastics product mfg .....	5 414	42 101	179 167	73	12	6	13	18	8	7	9			
326191	Plastics plumbing fixture mfg .....	(B)	(D)	(D)	2		1		1						
326199	All other plastics product mfg .....	(I)	(D)	(D)	71	12	5	13	17	8	7	9			
3262	Rubber product mfg .....	1 207	8 208	34 138	27	5	4	5	7	2	3	1			
32621	Tire mfg .....	(C)	(D)	(D)	10	4	1	3	2						
326212	Tire retreading .....	(C)	(D)	(D)	10	4	1	3	2						
32622	Rubber & plastics hoses & belting mfg .....	(B)	(D)	(D)	2			1		1					
326220	Rubber & plastics hoses & belting mfg ..	(B)	(D)	(D)	2			1		1					
32629	Other rubber product mfg .....	995	6 933	29 095	15	1	3	1	5	1	3	1			
326291	Rubber product mfg for mechanical use .....	245	1 887	7 880	6	1	1	1	1	1	1				
326299	All other rubber product mfg .....	750	5 046	21 215	9		2		4		2	1			
327	Nonmetallic mineral product mfg .....	5 616	49 213	218 993	197	52	39	31	45	17	12	1			
3271	Clay product & refractory mfg .....	774	6 054	28 325	20	6	4	1	2	5	2				
32711	Pottery, ceramics & plumbing fixture mfg ..	339	2 570	12 873	10	4	3			2	1				
327112	Vitreous china & other pottery product mfg .....	(B)	(D)	(D)	6	3	3								
327113	Porcelain electrical supply mfg .....	(E)	(D)	(D)	4	1				2	1				

See footnotes at end of table.

**Table 2. The State—Employees, Payroll, and Establishments by Industry: 2000—Con.**

[Excludes most government employees, railroad employees, and self-employed persons. Size class 1 to 4 includes establishments with payroll, but no employees, during mid-March pay period. (D) denotes figures withheld to avoid disclosing data for individual companies; the data are included in broader industry totals. For explanation of terms, abbreviations, and data reliability/comparability, see introductory text]

NAICS code	Industry	Number of employees for week including March 12	Payroll (\$1,000)		Total number of establishments	Number of establishments by employment-size class										
			First quarter	Annual		1 to 4	5 to 9	10 to 19	20 to 49	50 to 99	100 to 249	250 to 499	500 to 999	1,000 or more		
<b>31-33</b>	<b>Manufacturing—Con.</b>															
327	Nonmetallic mineral product mfg—Con.															
3271	Clay product & refractory mfg—Con.															
32712	Clay building material & refractories mfg ..	435	3 484	15 452	10	2	1	1	2	3	1	—	—	—	—	—
327121	Brick & structural clay tile mfg .....	(E)	(D)	(D)	5	1	—	1	1	1	1	—	—	—	—	—
327122	Ceramic wall & floor tile mfg .....	(A)	(D)	(D)	1	—	1	—	—	—	—	—	—	—	—	—
327124	Clay refractory mfg .....	177	1 708	7 491	4	1	—	—	1	2	—	—	—	—	—	—
3272	Glass & glass product mfg .....	626	5 094	22 001	25	11	9	1	2	—	1	1	—	—	—	—
32721	Glass & glass product mfg .....	626	5 094	22 001	25	11	9	1	2	—	1	1	—	—	—	—
327211	Flat glass mfg .....	(A)	(D)	(D)	1	—	—	—	—	—	—	—	—	—	—	—
327212	Other pressed & blown glass & glassware mfg .....	(B)	(D)	(D)	7	4	2	—	1	—	—	—	—	—	—	—
327213	Glass container mfg .....	(E)	(D)	(D)	1	—	—	—	—	—	—	1	—	—	—	—
327215	Glass product mfg made of purchased glass .....	(E)	(D)	(D)	16	7	7	—	1	—	1	—	—	—	—	—
3273	Cement & concrete product mfg .....	3 518	31 278	139 741	126	27	18	25	38	11	7	—	—	—	—	—
32731	Cement mfg .....	431	5 172	20 644	4	—	1	—	—	—	—	—	—	—	—	—
327310	Cement mfg .....	431	5 172	20 644	4	—	1	—	—	—	—	—	—	—	—	—
32732	Ready-mix concrete mfg .....	1 760	14 310	70 106	63	13	8	14	20	6	2	—	—	—	—	—
327320	Ready-mix concrete mfg .....	1 760	14 310	70 106	63	13	8	14	20	6	2	—	—	—	—	—
32733	Concrete pipe, brick & block mfg .....	718	5 925	27 431	21	6	1	3	5	4	2	—	—	—	—	—
327331	Concrete block & brick mfg .....	302	2 507	11 880	14	6	1	2	3	1	1	—	—	—	—	—
327332	Concrete pipe mfg .....	416	3 418	15 551	7	—	—	1	2	3	1	—	—	—	—	—
32739	Other concrete product mfg .....	609	5 871	21 560	38	8	8	8	13	1	—	—	—	—	—	—
327390	Other concrete product mfg .....	609	5 871	21 560	38	8	8	8	13	1	—	—	—	—	—	—
3274	Lime & gypsum product mfg .....	(E)	(D)	(D)	5	2	1	—	—	—	2	—	—	—	—	—
32741	Lime mfg .....	(A)	(D)	(D)	1	—	1	—	—	—	—	—	—	—	—	—
327410	Lime mfg .....	(A)	(D)	(D)	1	—	1	—	—	—	—	—	—	—	—	—
32742	Gypsum product mfg .....	(E)	(D)	(D)	4	2	—	—	—	—	2	—	—	—	—	—
327420	Gypsum product mfg .....	(E)	(D)	(D)	4	2	—	—	—	—	2	—	—	—	—	—
3279	Other nonmetallic mineral product mfg .....	(E)	(D)	(D)	21	6	7	4	3	1	—	—	—	—	—	—
32791	Abrasive product mfg .....	(A)	(D)	(D)	1	—	—	1	—	—	—	—	—	—	—	—
327910	Abrasive product mfg .....	(A)	(D)	(D)	1	—	—	1	—	—	—	—	—	—	—	—
32799	All other nonmetallic mineral product mfg ..	(E)	(D)	(D)	20	6	7	3	3	1	—	—	—	—	—	—
327991	Cut stone & stone product mfg .....	(B)	(D)	(D)	11	5	3	3	—	—	—	—	—	—	—	—
327992	Ground or treated mineral & earth mfg ..	132	1 526	6 290	6	1	3	—	1	1	—	—	—	—	—	—
327993	Mineral wool mfg .....	(B)	(D)	(D)	2	—	—	—	2	—	—	—	—	—	—	—
327999	All oth misc nonmetallic mineral product mfg .....	(A)	(D)	(D)	1	—	1	—	—	—	—	—	—	—	—	—
331	Primary metal mfg .....	5 742	77 315	294 175	42	16	6	6	6	3	3	1	—	—	—	1
3311	Iron & steel mills & ferroalloy mfg .....	(H)	(D)	(D)	8	3	—	2	1	1	—	—	—	—	—	1
33111	Iron & steel mills & ferroalloy mfg .....	(H)	(D)	(D)	8	3	—	2	1	1	—	—	—	—	—	1
331111	Iron & steel mills .....	(H)	(D)	(D)	8	3	—	2	1	1	—	—	—	—	—	1
3312	Steel product mfg from purchased steel .....	(F)	(D)	(D)	11	3	2	1	1	1	3	—	—	—	—	—
33121	Iron, steel pipe & tube mfg from purchased steel .....	(A)	(D)	(D)	1	1	—	—	—	—	—	—	—	—	—	—
331210	Iron, steel pipe & tube mfg from purchased steel .....	(A)	(D)	(D)	1	1	—	—	—	—	—	—	—	—	—	—
33122	Rolling & drawing of purchased steel .....	(F)	(D)	(D)	10	2	2	1	1	1	3	—	—	—	—	—
331221	Rolled steel shape mfg .....	(C)	(D)	(D)	3	1	1	—	—	1	—	—	—	—	—	—
331222	Steel wire drawing .....	(F)	(D)	(D)	7	1	1	1	1	—	3	—	—	—	—	—
3313	Alumina & aluminum production & processing .....	(F)	(D)	(D)	7	3	1	—	1	1	—	1	—	—	—	—
33131	Alumina & aluminum production & processing .....	(F)	(D)	(D)	7	3	1	—	1	1	—	1	—	—	—	—
331312	Primary aluminum production .....	(E)	(D)	(D)	1	—	—	—	—	—	—	1	—	—	—	—
331314	Secondary smelting & alloying of aluminum .....	6	35	102	3	3	—	—	—	—	—	—	—	—	—	—
331315	Aluminum sheet, plate & foil mfg .....	(A)	(D)	(D)	1	—	1	—	—	—	—	—	—	—	—	—
331316	Aluminum extruded product mfg .....	(B)	(D)	(D)	1	—	—	—	—	1	—	—	—	—	—	—
331319	Other aluminum rolling & drawing .....	(B)	(D)	(D)	1	—	—	—	1	—	—	—	—	—	—	—
3314	Nonferrous (exc alum) production & processing .....	(A)	(D)	(D)	5	4	1	—	—	—	—	—	—	—	—	—
33141	Nonferrous (exc aluminum) smelting & refining .....	(A)	(D)	(D)	1	1	—	—	—	—	—	—	—	—	—	—
331419	Other nonferrous metal prim smelting, refining .....	(A)	(D)	(D)	1	1	—	—	—	—	—	—	—	—	—	—
33142	Copper rolling, drawing, extruding & alloying .....	(A)	(D)	(D)	1	1	—	—	—	—	—	—	—	—	—	—
331422	Copper wire (except mechanical) drawing .....	(A)	(D)	(D)	1	1	—	—	—	—	—	—	—	—	—	—
33149	Other nonferrous roll, draw, extruding, alloying .....	(A)	(D)	(D)	3	2	1	—	—	—	—	—	—	—	—	—
331491	Other nonferrous metal roll, draw, extruding .....	(A)	(D)	(D)	1	—	1	—	—	—	—	—	—	—	—	—
331492	Oth nonferrous secondary smelt, refine, alloying .....	(A)	(D)	(D)	2	2	—	—	—	—	—	—	—	—	—	—
3315	Foundries .....	(C)	(D)	(D)	11	3	2	3	3	—	—	—	—	—	—	—
33151	Ferrous metal foundries .....	(B)	(D)	(D)	4	1	1	—	2	—	—	—	—	—	—	—
331511	Iron foundries .....	(B)	(D)	(D)	3	1	1	—	1	—	—	—	—	—	—	—
331513	Steel foundries (except investment) .....	(B)	(D)	(D)	1	—	—	—	1	—	—	—	—	—	—	—
33152	Nonferrous metal foundries .....	(C)	(D)	(D)	7	2	1	3	1	—	—	—	—	—	—	—
331522	Nonferrous (exc alum) die-casting foundries .....	(B)	(D)	(D)	2	—	—	2	—	—	—	—	—	—	—	—
331524	Aluminum foundries (except die-casting) .....	(B)	(D)	(D)	3	1	1	1	—	—	—	—	—	—	—	—
331525	Copper foundries (except die-casting) ..	(B)	(D)	(D)	2	1	—	—	1	—	—	—	—	—	—	—
332	Fabricated metal product mfg .....	13 817	119 729	513 816	492	142	98	91	99	34	22	5	1	—	—	—
3321	Forging & stamping .....	674	7 021	28 265	12	1	3	1	2	2	3	—	—	—	—	—
33211	Forging & stamping .....	674	7 021	28 265	12	1	3	1	2	2	3	—	—	—	—	—
332112	Nonferrous forging .....	(B)	(D)	(D)	1	—	—	—	1	—	—	—	—	—	—	—
332114	Custom roll forming .....	(C)	(D)	(D)	4	—	2	—	—	1	1	—	—	—	—	—
332116	Metal stamping .....	418	4 384	17 754	7	1	1	1	1	1	2	—	—	—	—	—

See footnotes at end of table.

**Table 2. The State—Employees, Payroll, and Establishments by Industry: 2000—Con.**

[Excludes most government employees, railroad employees, and self-employed persons. Size class 1 to 4 includes establishments with payroll, but no employees, during mid-March pay period. (D) denotes figures withheld to avoid disclosing data for individual companies; the data are included in broader industry totals. For explanation of terms, abbreviations, and data reliability/comparability, see introductory text]

NAICS code	Industry	Number of employees for week including March 12	Payroll (\$1,000)		Total number of establishments	Number of establishments by employment-size class											
			First quarter	Annual		1 to 4	5 to 9	10 to 19	20 to 49	50 to 99	100 to 249	250 to 499	500 to 999	1,000 or more			
<b>31-33</b>	<b>Manufacturing—Con.</b>																
332	Fabricated metal product mfg—Con.																
3322	Cutlery & handtool mfg	(B)	(D)	(D)	4	—	2	—	2	—	—	—	—	—	—	—	—
33221	Cutlery & handtool mfg	(B)	(D)	(D)	4	—	2	—	2	—	—	—	—	—	—	—	—
332212	Hand & edge tool mfg	(B)	(D)	(D)	3	—	1	—	2	—	—	—	—	—	—	—	—
332213	Saw blade & handsaw mfg	(A)	(D)	(D)	1	—	1	—	—	—	—	—	—	—	—	—	—
3323	Architectural & structural metals mfg	3 574	27 915	121 678	138	41	16	32	34	9	5	1	—	—	—	—	—
33231	Plate work & fabricated structural prod mfg	1 126	8 312	33 912	35	10	4	7	9	4	—	1	—	—	—	—	—
332311	Prefab metal building & component mfg	51	363	1 571	4	3	—	—	1	—	—	—	—	—	—	—	—
332312	Fabricated structural metal mfg	993	7 289	29 434	25	4	3	6	8	3	—	1	—	—	—	—	—
332313	Plate work mfg	82	660	2 907	6	3	1	1	—	1	—	—	—	—	—	—	—
33232	Ornamental & architectural metal prod mfg	2 448	19 603	87 766	103	31	12	25	25	5	5	—	—	—	—	—	—
332321	Metal window & door mfg	320	2 386	10 132	16	5	4	4	2	—	1	—	—	—	—	—	—
332322	Sheet metal work mfg	1 352	10 267	47 249	53	14	6	13	15	3	2	—	—	—	—	—	—
332323	Ornamental & architectural metal work mfg	776	6 950	30 385	34	12	2	8	8	2	2	—	—	—	—	—	—
3324	Boiler, tank & shipping container mfg	905	8 153	36 678	17	2	2	1	6	3	3	—	—	—	—	—	—
33241	Power boiler & heat exchanger mfg	(B)	(D)	(D)	2	—	1	—	1	—	—	—	—	—	—	—	—
332410	Power boiler & heat exchanger mfg	(B)	(D)	(D)	2	—	1	—	1	—	—	—	—	—	—	—	—
33242	Metal tank (heavy gauge) mfg	(B)	(D)	(D)	4	1	1	—	2	—	—	—	—	—	—	—	—
332420	Metal tank (heavy gauge) mfg	(B)	(D)	(D)	4	1	1	—	2	—	—	—	—	—	—	—	—
33243	Light gauge metal container mfg	801	7 275	33 102	11	1	—	1	3	3	3	—	—	—	—	—	—
332431	Metal can mfg	511	4 559	21 074	6	—	—	—	1	3	2	—	—	—	—	—	—
332439	Other metal container mfg	290	2 716	12 028	5	1	—	1	2	—	1	—	—	—	—	—	—
3325	Hardware mfg	(E)	(D)	(D)	7	2	1	—	1	3	—	—	—	—	—	—	—
33251	Hardware mfg	(E)	(D)	(D)	7	2	1	—	1	3	—	—	—	—	—	—	—
332510	Hardware mfg	(E)	(D)	(D)	7	2	1	—	1	3	—	—	—	—	—	—	—
3326	Spring & wire product mfg	1 442	12 904	55 976	23	2	4	3	5	3	5	1	—	—	—	—	—
33261	Spring & wire product mfg	1 442	12 904	55 976	23	2	4	3	5	3	5	1	—	—	—	—	—
332612	Spring (light gauge) mfg	100	718	3 386	3	—	—	1	1	1	—	—	—	—	—	—	—
332618	Other fabricated wire product mfg	1 342	12 186	52 590	20	2	4	2	4	2	5	1	—	—	—	—	—
3327	Mach shops, turn prod, screw, nut, bolt mfg	3 258	28 340	122 693	197	67	49	33	34	10	4	—	—	—	—	—	—
33271	Machine shops	2 976	25 523	111 862	184	66	45	31	29	9	4	—	—	—	—	—	—
332710	Machine shops	2 976	25 523	111 862	184	66	45	31	29	9	4	—	—	—	—	—	—
33272	Turned product & screw, nut & bolt mfg	282	2 817	10 831	13	1	2	5	1	—	—	—	—	—	—	—	—
332721	Precision turned product mfg	(E)	(D)	(D)	11	—	3	2	5	1	—	—	—	—	—	—	—
332722	Bolt, nut, screw, rivet & washer mfg	(A)	(D)	(D)	2	1	1	—	—	—	—	—	—	—	—	—	—
3328	Coating, engrave, heat treating & oth activity	710	5 801	24 481	44	10	14	9	8	3	—	—	—	—	—	—	—
33281	Coating, engrave, heat treating & oth activity	710	5 801	24 481	44	10	14	9	8	3	—	—	—	—	—	—	—
332811	Metal heat treating	73	591	2 730	3	—	2	—	—	1	—	—	—	—	—	—	—
332812	Metal coating, engraving & allied services	336	3 154	12 986	15	2	3	5	3	2	—	—	—	—	—	—	—
332813	Electropl, plating, polish, anodize, coloring	301	2 056	8 765	26	8	9	4	5	—	—	—	—	—	—	—	—
3329	Other fabricated metal product mfg	2 914	27 568	114 784	50	17	7	12	7	1	2	3	1	—	—	—	—
33291	Metal valve mfg	1 792	18 252	75 661	4	1	—	—	—	—	—	2	1	—	—	—	—
332911	Industrial valve mfg	(A)	(D)	(D)	1	1	—	—	—	—	—	—	—	—	—	—	—
332912	Fluid power valve & hose fitting mfg	(G)	(D)	(D)	2	—	—	—	—	—	—	1	1	—	—	—	—
332919	Other metal valve & pipe fitting mfg	(E)	(D)	(D)	1	—	—	—	—	—	—	—	—	—	—	—	—
33299	All other fabricated metal product mfg	1 122	9 316	39 123	46	16	7	12	7	1	2	1	—	—	—	—	—
332992	Small arms ammunition mfg	(A)	(D)	(D)	1	—	—	1	—	—	—	—	—	—	—	—	—
332994	Small arms mfg	(E)	(D)	(D)	2	—	1	—	—	—	—	1	—	—	—	—	—
332996	Fabricated pipe & pipe fitting mfg	(C)	(D)	(D)	7	1	—	5	1	—	—	—	—	—	—	—	—
332997	Industrial pattern mfg	(A)	(D)	(D)	4	3	1	—	—	—	—	—	—	—	—	—	—
332999	All other misc fabricated metal product mfg	611	4 893	21 551	32	12	5	6	6	1	2	—	—	—	—	—	—
333	Machinery mfg	10 154	124 145	478 869	172	58	40	21	13	16	13	7	3	1	—	—	—
3331	Ag, construction & mining machinery mfg	(C)	(D)	(D)	10	4	3	1	1	1	—	—	—	—	—	—	—
33311	Agricultural implement mfg	(A)	(D)	(D)	4	2	1	1	—	—	—	—	—	—	—	—	—
333111	Farm machinery & equipment mfg	(A)	(D)	(D)	2	2	—	—	—	—	—	—	—	—	—	—	—
333112	Lawn & garden equipment mfg	(A)	(D)	(D)	2	—	1	1	—	—	—	—	—	—	—	—	—
33312	Construction machinery mfg	(C)	(D)	(D)	5	2	1	—	1	1	—	—	—	—	—	—	—
333120	Construction machinery mfg	(C)	(D)	(D)	5	2	1	—	1	1	—	—	—	—	—	—	—
33313	Mining & oil & gas field machinery mfg	(A)	(D)	(D)	1	—	1	—	—	—	—	—	—	—	—	—	—
333131	Mining machinery & equipment mfg	(A)	(D)	(D)	1	—	1	—	—	—	—	—	—	—	—	—	—
3332	Industrial machinery mfg	1 130	15 026	61 169	32	11	10	2	2	4	2	1	—	—	—	—	—
33321	Sawmill & woodworking machinery mfg	(A)	(D)	(D)	1	1	—	—	—	—	—	—	—	—	—	—	—
333210	Sawmill & woodworking machinery mfg	(A)	(D)	(D)	1	1	—	—	—	—	—	—	—	—	—	—	—
33322	Plastics & rubber industry machinery mfg	(A)	(D)	(D)	3	1	2	—	—	—	—	—	—	—	—	—	—
333220	Plastics & rubber industry machinery mfg	(A)	(D)	(D)	3	1	2	—	—	—	—	—	—	—	—	—	—
33329	Other industrial machinery mfg	(G)	(D)	(D)	28	9	8	2	2	4	2	1	—	—	—	—	—
333291	Paper industry machinery mfg	(E)	(D)	(D)	4	1	—	—	1	1	—	—	—	—	—	—	—
333292	Textile machinery mfg	(A)	(D)	(D)	1	1	—	—	—	—	—	—	—	—	—	—	—
333293	Printing machinery & equipment mfg	(B)	(D)	(D)	8	2	4	1	1	—	—	—	—	—	—	—	—
333294	Food product machinery mfg	30	205	938	5	2	2	1	—	—	—	—	—	—	—	—	—
333295	Semiconductor machinery mfg	(C)	(D)	(D)	1	—	—	—	—	—	—	1	—	—	—	—	—
333298	All other industrial machinery mfg	(E)	(D)	(D)	9	3	2	—	—	3	1	—	—	—	—	—	—
3333	Commercial & service industry machinery mfg	551	3 617	16 235	19	9	4	3	1	1	—	1	—	—	—	—	—
33331	Commercial & service industry machinery mfg	551	3 617	16 235	19	9	4	3	1	1	—	1	—	—	—	—	—
333311	Automatic vending machine mfg	(B)	(D)	(D)	3	—	1	1	—	—	—	—	—	—	—	—	—
333312	Commercial laundry, dryclean & press mach mfg	(A)	(D)	(D)	1	1	—	—	—	—	—	—	—	—	—	—	—
333314	Optical instrument & lens mfg	(B)	(D)	(D)	7	4	1	2	—	—	—	—	—	—	—	—	—
333319	Oth commercial, service industry machinery mfg	(E)	(D)	(D)	8	4	2	—	1	—	—	1	—	—	—	—	—

See footnotes at end of table.

**Table 2. The State—Employees, Payroll, and Establishments by Industry: 2000—Con.**

[Excludes most government employees, railroad employees, and self-employed persons. Size class 1 to 4 includes establishments with payroll, but no employees, during mid-March pay period. (D) denotes figures withheld to avoid disclosing data for individual companies; the data are included in broader industry totals. For explanation of terms, abbreviations, and data reliability/comparability, see introductory text]

NAICS code	Industry	Number of employees for week including March 12	Payroll (\$1,000)		Total number of establishments	Number of establishments by employment-size class								
			First quarter	Annual		1 to 4	5 to 9	10 to 19	20 to 49	50 to 99	100 to 249	250 to 499	500 to 999	1,000 or more
<b>31-33</b>	<b>Manufacturing—Con.</b>													
333	Machinery mfg—Con.													
3334	HVAC & commercial refrigeration equipment mfg .....	2 852	29 113	128 203	27	3	3	4	2	3	8	4	—	—
33341	HVAC & commercial refrigeration equipment mfg .....	2 852	29 113	128 203	27	3	3	4	2	3	8	4	—	—
333411	Air purification equipment mfg .....	(F)	(D)	(D)	10	1	1	2	1	—	4	1	—	—
333412	Industrial & commercial fan & blower mfg .....	(A)	(D)	(D)	1	—	1	—	—	—	—	—	—	—
333414	Heating equipment (exc warm air furnaces) mfg .....	(C)	(D)	(D)	2	—	—	1	—	—	1	—	—	—
333415	AC, warm air htg & commercial refrigeration equip mfg .....	1 721	16 880	74 425	14	2	1	1	1	3	3	3	—	—
3335	Metalworking machinery mfg .....	(E)	(D)	(D)	32	14	9	3	5	1	—	—	—	—
33351	Metalworking machinery mfg .....	(E)	(D)	(D)	32	14	9	3	5	1	—	—	—	—
333511	Industrial mold mfg .....	(B)	(D)	(D)	5	3	1	1	—	—	—	—	—	—
333512	Machine tool (metal cutting types) mfg ..	(B)	(D)	(D)	1	—	—	—	1	—	—	—	—	—
333514	Special die, tool, die set, jig & fixture mfg .....	163	1 370	5 615	19	9	7	2	—	1	—	—	—	—
333515	Cutting tool & machine tool accessory mfg .....	(B)	(D)	(D)	2	1	—	—	1	—	—	—	—	—
333518	Other metalworking machinery mfg .....	(B)	(D)	(D)	5	1	1	—	3	—	—	—	—	—
3336	Engine, turbine & power transmsn equip mfg .....	(G)	(D)	(D)	5	1	2	—	—	—	—	1	—	1
33361	Engine, turbine & power transmsn equip mfg .....	(G)	(D)	(D)	5	1	2	—	—	—	—	1	—	1
333611	Turbine & turbine generator set unit mfg .....	(A)	(D)	(D)	1	—	1	—	—	—	—	—	—	—
333613	Mechanical power transmission equipment mfg .....	(E)	(D)	(D)	2	1	—	—	—	—	—	1	—	—
333618	Other engine equipment mfg .....	(G)	(D)	(D)	2	—	1	—	—	—	—	—	—	1
3339	Other general purpose machinery mfg .....	3 432	32 230	126 319	47	16	9	8	2	6	3	—	3	—
33391	Pump & compressor mfg .....	(F)	(D)	(D)	4	1	—	1	—	1	—	1	—	1
333911	Pump & pumping equipment mfg .....	(C)	(D)	(D)	3	1	—	1	—	—	1	—	—	—
333913	Measuring & dispensing pump mfg .....	(F)	(D)	(D)	1	—	—	—	—	—	—	—	1	—
33392	Material handling equipment mfg .....	(C)	(D)	(D)	12	4	2	5	—	1	—	—	—	—
333921	Elevator & moving stairway mfg .....	(B)	(D)	(D)	4	2	1	1	—	—	—	—	—	—
333922	Conveyor & conveying equipment mfg ..	(C)	(D)	(D)	6	2	1	2	—	—	1	—	—	—
333923	Overhead crane, hoist & monorail system mfg .....	(B)	(D)	(D)	2	—	—	2	—	—	—	—	—	—
33399	All other general purpose machinery mfg ..	(G)	(D)	(D)	31	11	7	2	2	6	1	—	2	—
333991	Power-driven handtool mfg .....	(G)	(D)	(D)	2	—	1	—	—	—	—	—	1	—
333992	Welding & soldering equipment mfg .....	(B)	(D)	(D)	4	2	1	—	—	1	—	—	—	—
333993	Packaging machinery mfg .....	(E)	(D)	(D)	6	—	2	1	1	1	—	—	—	—
333994	Industrial process furnace & oven mfg ..	(A)	(D)	(D)	1	—	1	—	—	—	—	—	—	—
333995	Fluid power cylinder & actuator mfg .....	(A)	(D)	(D)	1	1	—	—	—	—	—	—	—	—
333997	Scale & balance (except laboratory) mfg .....	(C)	(D)	(D)	2	—	—	1	—	1	—	—	—	—
333999	All other general purpose machinery mfg .....	(F)	(D)	(D)	15	8	2	—	1	3	—	—	1	—
334	Computer & electronic product mfg .....	24 357	360 159	1 505 405	265	78	39	44	43	26	15	12	6	2
3341	Computer & peripheral equipment mfg .....	(F)	(D)	(D)	35	14	4	8	5	3	1	—	—	—
33411	Computer & peripheral equipment mfg .....	(F)	(D)	(D)	35	14	4	8	5	3	1	—	—	—
334111	Electronic computer mfg .....	(C)	(D)	(D)	13	5	1	4	3	—	—	—	—	—
334112	Computer storage device mfg .....	(B)	(D)	(D)	3	1	1	1	—	—	—	—	—	—
334119	Other computer peripheral equipment mfg .....	531	7 656	32 221	19	8	2	3	2	3	1	—	—	—
3342	Communications equipment mfg .....	7 505	116 948	488 906	60	12	6	7	13	8	6	6	1	1
33421	Telephone apparatus mfg .....	407	6 232	28 080	11	3	—	3	2	2	1	—	—	—
334210	Telephone apparatus mfg .....	407	6 232	28 080	11	3	—	3	2	2	1	—	—	—
33422	Radio, TV broadcast & wireless comm equip mfg .....	6 489	104 496	430 500	35	5	4	3	5	6	5	5	1	1
334220	Radio, TV broadcast & wireless comm equip mfg .....	6 489	104 496	430 500	35	5	4	3	5	6	5	5	1	1
33429	Other communications equipment mfg .....	609	6 220	30 326	14	4	2	1	6	—	—	1	—	—
334290	Other communications equipment mfg ..	609	6 220	30 326	14	4	2	1	6	—	—	1	—	—
3343	Audio & video equipment mfg .....	(B)	(D)	(D)	7	4	—	1	2	—	—	—	—	—
33431	Audio & video equipment mfg .....	(B)	(D)	(D)	7	4	—	1	2	—	—	—	—	—
334310	Audio & video equipment mfg .....	(B)	(D)	(D)	7	4	—	1	2	—	—	—	—	—
3344	Semiconductor & oth electronic component mfg .....	2 166	21 803	86 650	61	11	8	18	14	5	4	1	—	—
33441	Semiconductor & oth electronic component mfg .....	2 166	21 803	86 650	61	11	8	18	14	5	4	1	—	—
334412	Bare printed circuit board mfg .....	269	2 017	7 070	14	2	2	5	4	1	—	—	—	—
334413	Semiconductor & related device mfg .....	712	8 942	37 221	13	1	3	5	2	—	1	1	—	—
334415	Electronic resistor mfg .....	(B)	(D)	(D)	1	—	—	—	1	—	—	—	—	—
334416	Electronic coil, transformer, oth inductor mfg .....	(B)	(D)	(D)	2	1	—	—	—	1	—	—	—	—
334417	Electronic connector mfg .....	(C)	(D)	(D)	4	—	2	—	1	—	1	—	—	—
334418	Printed circuit assembly (electronic assembly) mfg .....	347	2 745	10 142	8	—	1	3	2	1	1	—	—	—
334419	Other electronic component mfg .....	581	6 240	24 847	19	7	—	5	4	2	1	—	—	—
3345	Nav, measuring, medical, control instruments mfg .....	13 586	206 856	867 561	89	32	18	8	8	8	4	5	5	1
33451	Nav, measuring, medical, control instruments mfg .....	13 586	206 856	867 561	89	32	18	8	8	8	4	5	5	1
334510	Electromedical apparatus mfg .....	(C)	(D)	(D)	7	2	1	2	1	1	—	—	—	—
334511	Search, detection & navigation instrument mfg .....	11 325	179 656	755 060	19	4	3	1	1	1	—	3	5	1
334512	Automatic environmental control mfg .....	(E)	(D)	(D)	4	—	1	—	—	1	2	—	—	—
334513	Industrial process control mfg .....	172	1 789	8 149	14	4	4	4	1	1	—	—	—	—
334514	Total fluid meter & counting device mfg ..	(A)	(D)	(D)	4	3	1	—	—	—	—	—	—	—

See footnotes at end of table.

**Table 2. The State—Employees, Payroll, and Establishments by Industry: 2000—Con.**

[Excludes most government employees, railroad employees, and self-employed persons. Size class 1 to 4 includes establishments with payroll, but no employees, during mid-March pay period. (D) denotes figures withheld to avoid disclosing data for individual companies; the data are included in broader industry totals. For explanation of terms, abbreviations, and data reliability/comparability, see introductory text.]

NAICS code	Industry	Number of employees for week including March 12	Payroll (\$1,000)		Total number of establishments	Number of establishments by employment-size class								
			First quarter	Annual		1 to 4	5 to 9	10 to 19	20 to 49	50 to 99	100 to 249	250 to 499	500 to 999	1,000 or more
<b>31-33</b>	<b>Manufacturing—Con.</b>													
334	Computer & electronic product mfg—Con.													
3345	Nav, measuring, medical, control instruments mfg—Con.													
33451	Nav, measuring, medical, control instruments mfg—Con.													
334515	Electricity measuring, testing instrument mfg .....	(F)	(D)	(D)	12	4	2	1	1	2	1	1	—	—
334516	Analytical laboratory instrument mfg .....	134	1 573	5 690	11	6	2	—	2	1	—	—	—	—
334517	Irradiation apparatus mfg .....	(A)	(D)	(D)	1	1	—	—	—	—	—	—	—	—
334518	Watch, clock & part mfg .....	(A)	(D)	(D)	1	1	—	—	—	—	—	—	—	—
334519	Other measuring & controlling device mfg .....	627	8 444	32 777	16	7	4	—	2	1	1	1	—	—
3346	Mfg & reproducing magnetic & optical media .....	(E)	(D)	(D)	13	5	3	2	1	2	—	—	—	—
33461	Mfg & reproducing magnetic & optical media .....	(E)	(D)	(D)	13	5	3	2	1	2	—	—	—	—
334611	Software reproducing .....	(A)	(D)	(D)	1	—	—	1	—	—	—	—	—	—
334612	Prerecorded CD, tape, record reproducing .....	(C)	(D)	(D)	7	3	1	—	1	2	—	—	—	—
334613	Magnetic and optical recording media mfg .....	(B)	(D)	(D)	5	2	2	1	—	—	—	—	—	—
335	Electrical equip, appliance & component mfg ..	1 981	18 374	80 906	58	21	11	13	6	2	3	1	1	—
3351	Electric lighting equipment mfg .....	(C)	(D)	(D)	12	3	3	3	2	1	—	—	—	—
33511	Electric lamp bulb & part mfg .....	(B)	(D)	(D)	3	1	—	1	1	—	—	—	—	—
335110	Electric lamp bulb & part mfg .....	(B)	(D)	(D)	3	1	—	1	1	—	—	—	—	—
33512	Lighting fixture mfg .....	(C)	(D)	(D)	9	2	3	2	1	1	—	—	—	—
335121	Residential electric lighting fixture mfg ..	(B)	(D)	(D)	4	2	1	1	—	—	—	—	—	—
335122	Commercial electric lighting fixture mfg ..	(B)	(D)	(D)	2	—	1	—	—	1	—	—	—	—
335129	Other lighting equipment mfg .....	47	502	2 007	3	—	1	1	1	—	—	—	—	—
3352	Household appliance mfg .....	(A)	(D)	(D)	1	—	1	—	—	—	—	—	—	—
33521	Small electrical appliance mfg .....	(A)	(D)	(D)	1	—	1	—	—	—	—	—	—	—
335211	Electric housewares & fan mfg .....	(A)	(D)	(D)	1	—	1	—	—	—	—	—	—	—
3353	Electrical equipment mfg .....	1 414	12 004	50 727	19	4	4	6	1	—	2	1	1	—
33531	Electrical equipment mfg .....	1 414	12 004	50 727	19	4	4	6	1	—	2	1	1	—
335311	Power, distribution, specialty transformer mfg .....	(A)	(D)	(D)	1	1	—	—	—	—	—	—	—	—
335312	Motor & generator mfg .....	174	1 599	7 419	6	1	3	—	1	—	1	—	—	—
335313	Switchgear & switchboard apparatus mfg .....	1 209	10 138	41 632	7	—	—	4	—	—	1	1	1	—
335314	Relay & industrial control mfg .....	(B)	(D)	(D)	5	2	1	2	—	—	—	—	—	—
3359	Other electrical equipment & component mfg .....	366	4 278	22 008	26	14	3	4	3	1	1	—	—	—
33591	Battery mfg .....	(A)	(D)	(D)	3	3	—	—	—	—	—	—	—	—
335911	Storage battery mfg .....	(A)	(D)	(D)	2	2	—	—	—	—	—	—	—	—
335912	Primary battery mfg .....	(A)	(D)	(D)	1	1	—	—	—	—	—	—	—	—
33592	Communication & energy wire & cable mfg .....	(B)	(D)	(D)	7	4	1	—	1	1	—	—	—	—
335921	Fiber optic cable mfg .....	(B)	(D)	(D)	4	3	—	—	1	—	—	—	—	—
335929	Other communication & energy wire mfg .....	(B)	(D)	(D)	3	1	1	—	—	1	—	—	—	—
33593	Wiring device mfg .....	(B)	(D)	(D)	5	2	1	2	—	—	—	—	—	—
335931	Current-carrying wiring device mfg .....	(B)	(D)	(D)	5	2	1	2	—	—	—	—	—	—
33599	All oth electrical equipment & component mfg .....	(C)	(D)	(D)	11	5	1	2	2	—	1	—	—	—
335999	All oth misc electrical equip & component mfg .....	(C)	(D)	(D)	11	5	1	2	2	—	1	—	—	—
336	Transportation equipment mfg .....	9 559	121 089	425 326	106	38	22	12	11	4	7	9	1	2
3361	Motor vehicle mfg .....	(G)	(D)	(D)	3	2	—	—	—	—	—	—	—	1
33611	Automobile & light duty motor vehicle mfg .	(G)	(D)	(D)	3	2	—	—	—	—	—	—	—	1
336111	Automobile mfg .....	(A)	(D)	(D)	2	2	—	—	—	—	—	—	—	—
336112	Light truck & utility vehicle mfg .....	(G)	(D)	(D)	1	—	—	—	—	—	—	—	—	1
3362	Motor vehicle body & trailer mfg .....	(F)	(D)	(D)	11	3	4	2	1	—	—	—	1	—
33621	Motor vehicle body & trailer mfg .....	(F)	(D)	(D)	11	3	4	2	1	—	—	—	1	—
336211	Motor vehicle body mfg .....	(B)	(D)	(D)	7	2	3	1	1	—	—	—	—	—
336212	Truck trailer mfg .....	(A)	(D)	(D)	2	1	1	—	—	—	—	—	—	—
336214	Travel trailer & camper mfg .....	(F)	(D)	(D)	2	—	—	1	—	—	—	—	1	—
3363	Motor vehicle parts mfg .....	2 444	16 425	70 149	34	16	2	2	3	4	3	4	—	—
33631	Motor vehicle gas engine & engine parts mfg .....	(B)	(D)	(D)	10	9	1	—	—	—	—	—	—	—
336312	Gasoline engine & engine parts mfg .....	(B)	(D)	(D)	10	9	1	—	—	—	—	—	—	—
33632	MV electrical & electronic equipment mfg .	634	4 330	17 128	6	3	—	—	1	—	1	1	—	—
336322	Other MV electrical & electronic equip mfg .....	634	4 330	17 128	6	3	—	—	1	—	1	1	—	—
33633	Motor vehicle steering & suspension parts mfg .....	(A)	(D)	(D)	1	1	—	—	—	—	—	—	—	—
336330	Motor vehicle steering & suspension parts mfg .....	(A)	(D)	(D)	1	1	—	—	—	—	—	—	—	—
33634	Motor vehicle brake system mfg .....	(B)	(D)	(D)	1	—	—	—	1	—	—	—	—	—
336340	Motor vehicle brake system mfg .....	(B)	(D)	(D)	1	—	—	—	1	—	—	—	—	—
33635	MV transmission & power train parts mfg .	(B)	(D)	(D)	2	—	—	—	1	1	—	—	—	—
336350	MV transmission & power train parts mfg .....	(B)	(D)	(D)	2	—	—	—	1	1	—	—	—	—
33636	Motor vehicle seating & interior trim mfg ..	(E)	(D)	(D)	2	—	—	—	—	1	—	1	—	—
336360	Motor vehicle seating & interior trim mfg .....	(E)	(D)	(D)	2	—	—	—	—	1	—	1	—	—
33637	Motor vehicle metal stamping .....	(F)	(D)	(D)	3	—	—	1	—	—	1	1	—	—
336370	Motor vehicle metal stamping .....	(F)	(D)	(D)	3	—	—	1	—	—	1	1	—	—
33639	Other motor vehicle parts mfg .....	632	4 330	16 916	9	3	1	1	—	2	1	1	—	—
336391	Motor vehicle air-conditioning mfg .....	(A)	(D)	(D)	1	1	—	—	—	—	—	—	—	—
336399	All other motor vehicle parts mfg .....	(F)	(D)	(D)	8	2	1	1	—	2	1	1	—	—

See footnotes at end of table.

Table 2. The State—Employees, Payroll, and Establishments by Industry: 2000—Con.

[Excludes most government employees, railroad employees, and self-employed persons. Size class 1 to 4 includes establishments with payroll, but no employees, during mid-March pay period. (D) denotes figures withheld to avoid disclosing data for individual companies; the data are included in broader industry totals. For explanation of terms, abbreviations, and data reliability/comparability, see introductory text]

NAICS code	Industry	Number of employees for week including March 12	Payroll (\$1,000)		Total number of establishments	Number of establishments by employment-size class								
			First quarter	Annual		1 to 4	5 to 9	10 to 19	20 to 49	50 to 99	100 to 249	250 to 499	500 to 999	1,000 or more
<b>31-33</b>	<b>Manufacturing—Con.</b>													
336	Transportation equipment mfg—Con.													
3364	Aerospace product & parts mfg	2 229	38 603	144 531	13	4	3	—	1	—	2	2	—	1
33641	Aerospace product & parts mfg	2 229	38 603	144 531	13	4	3	—	1	—	2	2	—	1
336412	Aircraft engine & engine parts mfg	(C)	(D)	(D)	2	1	—	—	—	—	1	—	—	—
336413	Other aircraft part & auxiliary equipment mfg	531	5 727	21 955	8	3	2	—	1	—	1	1	—	—
336414	Guided missile & space vehicle mfg	(G)	(D)	(D)	1	—	—	—	—	—	—	—	—	1
336415	Missile, space veh propulsion unit & parts mfg	(E)	(D)	(D)	2	—	1	—	—	—	—	1	—	—
3365	Railroad rolling stock mfg	(C)	(D)	(D)	1	—	—	—	—	—	1	—	—	—
33651	Railroad rolling stock mfg	(C)	(D)	(D)	1	—	—	—	—	—	1	—	—	—
336510	Railroad rolling stock mfg	(C)	(D)	(D)	1	—	—	—	—	—	1	—	—	—
3366	Ship & boat building	(G)	(D)	(D)	38	9	13	8	4	—	1	3	—	—
33661	Ship & boat building	(G)	(D)	(D)	38	9	13	8	4	—	1	3	—	—
336611	Ship building & repairing	(F)	(D)	(D)	17	2	7	4	2	—	1	1	—	—
336612	Boat building	(F)	(D)	(D)	21	7	6	4	2	—	—	2	—	—
3369	Other transportation equipment mfg	(B)	(D)	(D)	6	4	—	—	2	—	—	—	—	—
33699	Other transportation equipment mfg	(B)	(D)	(D)	6	4	—	—	2	—	—	—	—	—
336991	Motorcycle, bicycle & parts mfg	(B)	(D)	(D)	3	2	—	—	1	—	—	—	—	—
336992	Mil armored veh, tank & tank component mfg	(A)	(D)	(D)	1	1	—	—	—	—	—	—	—	—
336999	All other transportation equipment mfg	(B)	(D)	(D)	2	1	—	—	1	—	—	—	—	—
337	Furniture & related product mfg	4 210	30 151	122 837	233	102	50	30	31	14	5	1	—	—
3371	HH & institutional furniture & kitchen cabinet mfg	2 009	13 462	56 305	167	82	40	21	13	9	2	—	—	—
33711	Wood kitchen cabinet & countertop mfg	794	5 253	21 655	92	44	23	16	7	2	—	—	—	—
337110	Wood kitchen cabinet & countertop mfg	794	5 253	21 655	92	44	23	16	7	2	—	—	—	—
33712	Household & institutional furniture mfg	1 215	8 209	34 650	75	38	17	5	6	7	2	—	—	—
337121	Upholstered household furniture mfg	386	2 510	9 588	8	3	1	—	1	1	2	—	—	—
337122	Nonupholstered wood household furniture mfg	497	3 227	13 781	48	26	13	3	3	3	—	—	—	—
337124	Metal household furniture manufacturing	34	184	831	6	3	2	1	—	—	—	—	—	—
337125	Household furniture (exc wood & metal) mfg	(A)	(D)	(D)	2	1	1	—	—	—	—	—	—	—
337127	Institutional furniture mfg	286	2 215	10 145	10	4	—	1	2	3	—	—	—	—
337129	Wood TV, radio, sewing machine cabinet mfg	(A)	(D)	(D)	1	1	—	—	—	—	—	—	—	—
3372	Office furniture (including fixtures) mfg	985	7 479	32 192	51	15	9	8	14	5	—	—	—	—
33721	Office furniture (including fixtures) mfg	985	7 479	32 192	51	15	9	8	14	5	—	—	—	—
337211	Wood office furniture mfg	175	1 291	5 101	8	1	3	1	2	1	—	—	—	—
337212	Custom architectural woodwork & millwork mfg	332	2 827	13 107	18	7	2	2	5	2	—	—	—	—
337214	Office furniture (except wood) mfg	72	530	2 889	4	1	—	2	1	—	—	—	—	—
337215	Showcase, partition, shelving & locker mfg	406	2 831	11 095	21	6	4	3	6	2	—	—	—	—
3379	Other furniture related product mfg	1 216	9 210	34 340	15	5	1	1	4	—	3	1	—	—
33791	Mattress mfg	466	3 976	16 766	6	2	—	—	2	—	2	—	—	—
337910	Mattress mfg	466	3 976	16 766	6	2	—	—	2	—	2	—	—	—
33792	Blind & shade mfg	750	5 234	17 574	9	3	1	1	2	—	1	1	—	—
337920	Blind & shade mfg	750	5 234	17 574	9	3	1	1	2	—	1	1	—	—
339	Miscellaneous mfg	5 247	42 040	172 387	415	229	71	48	50	7	9	1	—	—
3391	Medical equipment & supplies mfg	2 261	20 162	86 032	188	109	32	20	20	4	2	1	—	—
33911	Medical equipment & supplies mfg	2 261	20 162	86 032	188	109	32	20	20	4	2	1	—	—
339111	Laboratory apparatus & furniture mfg	(C)	(D)	(D)	12	2	1	4	5	—	—	—	—	—
339112	Surgical & medical instrument mfg	(F)	(D)	(D)	23	10	5	3	3	1	—	1	—	—
339113	Surgical appliance & supplies mfg	508	5 723	25 366	23	9	4	2	7	—	1	—	—	—
339114	Dental equipment & supplies mfg	(C)	(D)	(D)	13	8	1	1	2	1	—	—	—	—
339115	Ophthalmic goods mfg	(C)	(D)	(D)	8	2	3	2	—	—	1	—	—	—
339116	Dental laboratories	570	3 595	15 464	109	78	18	8	3	2	—	—	—	—
3399	Other miscellaneous mfg	2 986	21 878	86 355	227	120	39	28	30	3	7	—	—	—
33991	Jewelry & silverware mfg	(C)	(D)	(D)	25	21	1	1	1	1	—	—	—	—
339911	Jewelry (exc costume) mfg	(B)	(D)	(D)	14	13	—	—	1	—	—	—	—	—
339912	Silverware & hollowware mfg	(B)	(D)	(D)	3	2	—	—	—	1	—	—	—	—
339913	Jewelers' material & lapidary work mfg	(A)	(D)	(D)	2	2	—	—	—	—	—	—	—	—
339914	Costume jewelry & novelty mfg	(B)	(D)	(D)	6	4	1	1	—	—	—	—	—	—
33992	Sporting & athletic goods mfg	194	1 337	5 957	22	14	2	3	3	—	—	—	—	—
339920	Sporting & athletic goods mfg	194	1 337	5 957	22	14	2	3	3	—	—	—	—	—
33993	Doll, toy & game mfg	(E)	(D)	(D)	11	6	1	—	2	—	2	—	—	—
339931	Doll & stuffed toy mfg	(A)	(D)	(D)	1	1	—	—	—	—	—	—	—	—
339932	Game, toy & children's vehicle mfg	(E)	(D)	(D)	10	5	1	—	2	—	2	—	—	—
33994	Office supplies (exc paper) mfg	(B)	(D)	(D)	11	6	3	—	2	—	—	—	—	—
339942	Lead pencil & art good mfg	(A)	(D)	(D)	4	3	1	—	—	—	—	—	—	—
339943	Marking device mfg	(B)	(D)	(D)	5	3	2	—	—	—	—	—	—	—
339944	Carbon paper & inked ribbon mfg	(B)	(D)	(D)	2	—	—	—	—	—	—	—	—	—
33995	Sign mfg	1 006	7 157	32 297	103	48	23	18	13	—	1	—	—	—
339950	Sign mfg	1 006	7 157	32 297	103	48	23	18	13	—	1	—	—	—
33999	All other misc mfg	1 182	7 408	32 913	55	25	9	6	9	2	4	—	—	—
339991	Gasket, packing & sealing device mfg	66	495	2 159	6	2	1	1	2	—	—	—	—	—
339992	Musical instrument mfg	(C)	(D)	(D)	7	4	1	1	—	—	1	—	—	—
339993	Fastener, button, needle & pin mfg	(A)	(D)	(D)	2	1	1	—	—	—	—	—	—	—
339994	Broom, brush & mop mfg	(C)	(D)	(D)	2	—	—	—	—	1	1	—	—	—
339999	All other miscellaneous mfg	726	4 233	18 821	38	18	6	4	7	1	2	—	—	—
<b>42</b>	<b>Wholesale trade</b>	<b>95 135</b>	<b>1 115 537</b>	<b>4 526 289</b>	<b>6 098</b>	<b>2 980</b>	<b>1 164</b>	<b>906</b>	<b>658</b>	<b>244</b>	<b>116</b>	<b>23</b>	<b>5</b>	<b>2</b>
421	Wholesale trade, durable goods	59 481	781 333	3 082 106	4 156	2 012	829	639	446	155	61	11	2	1
4211	Motor vehicle, motor vehicle pt & supply whse	6 502	58 606	235 527	414	178	69	89	45	25	6	2	—	—
42111	Automobile & other motor vehicle whse	2 969	31 219	124 595	122	51	13	21	19	14	2	2	—	—
421110	Automobile & other motor vehicle whse	2 969	31 219	124 595	122	51	13	21	19	14	2	2	—	—

See footnotes at end of table.

**Table 2. The State—Employees, Payroll, and Establishments by Industry: 2000—Con.**

[Excludes most government employees, railroad employees, and self-employed persons. Size class 1 to 4 includes establishments with payroll, but no employees, during mid-March pay period. (D) denotes figures withheld to avoid disclosing data for individual companies; the data are included in broader industry totals. For explanation of terms, abbreviations, and data reliability/comparability, see introductory text.]

NAICS code	Industry	Number of employees for week including March 12	Payroll (\$1,000)		Total number of establishments	Number of establishments by employment-size class											
			First quarter	Annual		1 to 4	5 to 9	10 to 19	20 to 49	50 to 99	100 to 249	250 to 499	500 to 999	1,000 or more			
<b>42</b>	<b>Wholesale trade—Con.</b>																
421	Wholesale trade, durable goods—Con.																
4211	Motor vehicle, motor vehicle pt & supply whsle—Con.																
42112	Motor vehicle supplies & new parts whsle .	2 188	17 957	73 149	184	88	36	35	14	8	3	—	—	—	—	—	—
421120	Motor vehicle supplies & new parts whsle .....	2 188	17 957	73 149	184	88	36	35	14	8	3	—	—	—	—	—	—
42113	Tire & tube whsle .....	434	3 213	13 396	24	6	2	9	5	2	—	—	—	—	—	—	—
421130	Tire & tube whsle .....	434	3 213	13 396	24	6	2	9	5	2	—	—	—	—	—	—	—
42114	Motor vehicle parts (used) whsle .....	911	6 217	24 387	84	33	18	24	7	1	1	—	—	—	—	—	—
421140	Motor vehicle parts (used) whsle .....	911	6 217	24 387	84	33	18	24	7	1	1	—	—	—	—	—	—
4212	Furniture & home furnishing whsle .....	3 899	38 968	161 306	276	158	44	23	32	10	8	1	—	—	—	—	—
42121	Furniture whsle .....	1 758	20 312	86 330	148	96	18	10	14	5	5	—	—	—	—	—	—
421210	Furniture whsle .....	1 758	20 312	86 330	148	96	18	10	14	5	5	—	—	—	—	—	—
42122	Home furnishing whsle .....	2 141	18 656	74 976	128	62	26	13	18	5	3	1	—	—	—	—	—
421220	Home furnishing whsle .....	2 141	18 656	74 976	128	62	26	13	18	5	3	1	—	—	—	—	—
4213	Lumber & other construction materials whsle .....	2 874	27 282	112 785	220	101	41	41	28	8	—	1	—	—	—	—	—
42131	Lumber, plywood, millwork & wood panel whsle .....	1 873	16 797	68 229	97	42	13	16	18	7	—	1	—	—	—	—	—
421310	Lumber, plywood, millwork & wood panel whsle .....	1 873	16 797	68 229	97	42	13	16	18	7	—	1	—	—	—	—	—
42132	Brick & related construction material whsle .....	341	3 022	13 894	46	24	11	9	2	—	—	—	—	—	—	—	—
421320	Brick & related construction material whsle .....	341	3 022	13 894	46	24	11	9	2	—	—	—	—	—	—	—	—
42133	Roofing, siding & insulation material whsle .....	270	3 437	13 654	28	10	6	8	4	—	—	—	—	—	—	—	—
421330	Roofing, siding & insulation material whsle .....	270	3 437	13 654	28	10	6	8	4	—	—	—	—	—	—	—	—
42139	Other construction material whsle .....	390	4 026	17 008	49	25	11	8	4	1	—	—	—	—	—	—	—
421390	Other construction material whsle .....	390	4 026	17 008	49	25	11	8	4	1	—	—	—	—	—	—	—
4214	Professional & commercial equip & supp whsle .....	17 591	325 873	1 214 487	844	425	158	106	86	41	22	4	1	—	—	—	—
42141	Photographic equipment & supplies whsle .....	277	3 417	12 205	27	11	8	3	4	1	—	—	—	—	—	—	—
421410	Photographic equipment & supplies whsle .....	277	3 417	12 205	27	11	8	3	4	1	—	—	—	—	—	—	—
42142	Office equipment whsle .....	2 214	25 971	95 676	122	50	23	13	24	9	3	—	—	—	—	—	—
421420	Office equipment whsle .....	2 214	25 971	95 676	122	50	23	13	24	9	3	—	—	—	—	—	—
42143	Computer & peripheral equip & software whsle .....	9 737	233 072	817 299	339	165	71	37	37	14	11	2	1	—	—	—	—
421430	Computer & peripheral equip & software whsle .....	9 737	233 072	817 299	339	165	71	37	37	14	11	2	1	—	—	—	—
42144	Other commercial equipment whsle .....	1 273	12 114	47 950	102	51	21	18	5	5	2	—	—	—	—	—	—
421440	Other commercial equipment whsle .....	1 273	12 114	47 950	102	51	21	18	5	5	2	—	—	—	—	—	—
42145	Medical, dental, hospital equip & supp whsle .....	2 489	29 308	123 895	175	108	21	25	10	5	5	1	—	—	—	—	—
421450	Medical, dental, hospital equip & supp whsle .....	2 489	29 308	123 895	175	108	21	25	10	5	5	1	—	—	—	—	—
42146	Ophthalmic goods whsle .....	372	2 574	11 243	21	11	2	3	2	3	—	—	—	—	—	—	—
421460	Ophthalmic goods whsle .....	372	2 574	11 243	21	11	2	3	2	3	—	—	—	—	—	—	—
42149	Oth professional equipment & supplies whsle .....	1 229	19 417	106 219	58	29	12	7	4	4	1	1	—	—	—	—	—
421490	Oth professional equipment & supplies whsle .....	1 229	19 417	106 219	58	29	12	7	4	4	1	1	—	—	—	—	—
4215	Metal & mineral (except petroleum) whsle ...	2 417	26 641	109 510	145	63	27	18	23	11	3	—	—	—	—	—	—
42151	Metal service centers & offices whsle .....	2 189	21 246	90 271	133	58	26	16	21	9	3	—	—	—	—	—	—
421510	Metal service centers & offices whsle .....	2 189	21 246	90 271	133	58	26	16	21	9	3	—	—	—	—	—	—
42152	Coal & other mineral & ore whsle .....	228	5 395	19 239	12	5	1	2	2	2	—	—	—	—	—	—	—
421520	Coal & other mineral & ore whsle .....	228	5 395	19 239	12	5	1	2	2	2	—	—	—	—	—	—	—
4216	Electrical goods whsle .....	8 137	130 201	493 940	603	270	128	107	66	23	7	2	—	—	—	—	—
42161	Elec equip, wiring supp, const material whsle .....	2 355	28 064	121 459	213	96	48	38	23	7	1	—	—	—	—	—	—
421610	Elec equip, wiring supp, const material whsle .....	2 355	28 064	121 459	213	96	48	38	23	7	1	—	—	—	—	—	—
42162	Electric appliance, TV, radio set whsle .....	873	8 929	42 691	54	21	10	12	8	2	1	—	—	—	—	—	—
421620	Electric appliance, TV, radio set whsle .....	873	8 929	42 691	54	21	10	12	8	2	1	—	—	—	—	—	—
42169	Other electronic parts & equipment whsle ..	4 909	93 208	329 790	336	153	70	57	35	14	5	2	—	—	—	—	—
421690	Other electronic parts & equipment whsle .....	4 909	93 208	329 790	336	153	70	57	35	14	5	2	—	—	—	—	—
4217	Hardware, plumb & heating equip & sup whsle .....	4 144	39 302	179 672	386	172	106	64	31	8	5	—	—	—	—	—	—
42171	Hardware whsle .....	1 736	14 354	67 889	141	64	36	25	11	2	3	—	—	—	—	—	—
421710	Hardware whsle .....	1 736	14 354	67 889	141	64	36	25	11	2	3	—	—	—	—	—	—
42172	Plumbing & heating equipment & supplies whsle .....	1 169	11 387	49 398	104	44	28	20	7	3	2	—	—	—	—	—	—
421720	Plumbing & heating equipment & supplies whsle .....	1 169	11 387	49 398	104	44	28	20	7	3	2	—	—	—	—	—	—
42173	Warm air heating & AC equip & supplies whsle .....	1 089	11 760	54 871	118	50	37	17	11	3	—	—	—	—	—	—	—
421730	Warm air heating & AC equip & supplies whsle .....	1 089	11 760	54 871	118	50	37	17	11	3	—	—	—	—	—	—	—
42174	Refrigeration equipment & supplies whsle .	150	1 801	7 514	23	14	5	2	2	—	—	—	—	—	—	—	—
421740	Refrigeration equipment & supplies whsle .....	150	1 801	7 514	23	14	5	2	2	—	—	—	—	—	—	—	—
4218	Machinery, equipment & supplies whsle ....	9 667	100 298	425 351	832	405	170	138	94	15	8	1	—	—	—	—	—
42181	Const & mining (exc petroleum) equip whsle .....	1 294	14 841	62 298	80	26	15	17	18	2	2	—	—	—	—	—	—
421810	Const & mining (exc petroleum) equip whsle .....	1 294	14 841	62 298	80	26	15	17	18	2	2	—	—	—	—	—	—
42182	Farm & garden machinery & equipment whsle .....	834	6 450	29 711	72	31	8	18	14	1	—	—	—	—	—	—	—
421820	Farm & garden machinery & equipment whsle .....	834	6 450	29 711	72	31	8	18	14	1	—	—	—	—	—	—	—
42183	Industrial machinery & equipment whsle ..	4 129	49 462	208 165	347	175	64	62	32	9	4	1	—	—	—	—	—

See footnotes at end of table.



**Table 2. The State—Employees, Payroll, and Establishments by Industry: 2000—Con.**

[Excludes most government employees, railroad employees, and self-employed persons. Size class 1 to 4 includes establishments with payroll, but no employees, during mid-March pay period. (D) denotes figures withheld to avoid disclosing data for individual companies; the data are included in broader industry totals. For explanation of terms, abbreviations, and data reliability/comparability, see introductory text]

NAICS code	Industry	Number of employees for week including March 12	Payroll (\$1,000)		Total number of establishments	Number of establishments by employment-size class											
			First quarter	Annual		1 to 4	5 to 9	10 to 19	20 to 49	50 to 99	100 to 249	250 to 499	500 to 999	1,000 or more			
<b>42</b>	<b>Wholesale trade—Con.</b>																
421	Wholesale trade, durable goods—Con.																
4218	Machinery, equipment & supplies whse—Con.																
42183	Industrial machinery & equipment whse—Con.																
421830	Industrial machinery & equipment whse .....	4 129	49 462	208 165	347	175	64	62	32	9	4	1	—	—	—	—	—
42184	Industrial supplies whse .....	1 237	11 565	48 783	154	72	43	21	17	1	—	—	—	—	—	—	—
421840	Industrial supplies whse .....	1 237	11 565	48 783	154	72	43	21	17	1	—	—	—	—	—	—	—
42185	Service establishment equip & supplies whse .....	1 297	11 110	47 691	131	70	33	13	11	2	2	—	—	—	—	—	—
421850	Service establishment equip & supplies whse .....	1 297	11 110	47 691	131	70	33	13	11	2	2	—	—	—	—	—	—
42186	Transportation equip, supplies (exc MV) whse .....	876	6 870	28 703	48	31	7	7	2	—	—	—	—	—	—	1	—
421860	Transportation equip, supplies (exc MV) whse .....	876	6 870	28 703	48	31	7	7	2	—	—	—	—	—	—	1	—
4219	Miscellaneous durable goods whse .....	4 250	34 162	149 528	436	240	86	53	41	14	2	—	—	—	—	—	—
42191	Sporting & recreational goods & supply whse .....	711	6 821	28 670	79	43	19	6	10	1	—	—	—	—	—	—	—
421910	Sporting & recreational goods & supply whse .....	711	6 821	28 670	79	43	19	6	10	1	—	—	—	—	—	—	—
42192	Toy & hobby goods & supplies whse .....	564	4 124	18 810	34	19	4	6	2	2	1	—	—	—	—	—	—
421920	Toy & hobby goods & supplies whse .....	564	4 124	18 810	34	19	4	6	2	2	1	—	—	—	—	—	—
42193	Recyclable material whse .....	1 421	11 566	48 587	107	38	21	25	18	5	—	—	—	—	—	—	—
421930	Recyclable material whse .....	1 421	11 566	48 587	107	38	21	25	18	5	—	—	—	—	—	—	—
42194	Jewelry, watch, precious stone & metal whse .....	262	1 302	6 564	66	42	19	4	1	—	—	—	—	—	—	—	—
421940	Jewelry, watch, precious stone & metal whse .....	262	1 302	6 564	66	42	19	4	1	—	—	—	—	—	—	—	—
42199	Other miscellaneous durable goods whse .....	1 292	10 349	46 897	150	98	23	12	10	6	1	—	—	—	—	—	—
421990	Other miscellaneous durable goods whse .....	1 292	10 349	46 897	150	98	23	12	10	6	1	—	—	—	—	—	—
422	Wholesale trade, nondurable goods .....	35 654	334 204	1 444 183	1 942	968	335	267	212	89	55	12	3	1			
4221	Paper & paper product whse .....	4 842	53 384	239 427	225	99	38	33	33	13	5	4	—	—	—	—	—
42211	Printing & writing paper whse .....	655	9 731	40 603	26	13	4	2	2	4	1	—	—	—	—	—	—
422110	Printing & writing paper whse .....	655	9 731	40 603	26	13	4	2	2	4	1	—	—	—	—	—	—
42212	Stationery & office supplies whse .....	2 569	25 734	117 010	129	59	24	23	17	1	1	4	—	—	—	—	—
422120	Stationery & office supplies whse .....	2 569	25 734	117 010	129	59	24	23	17	1	1	4	—	—	—	—	—
42213	Industrial & personal service paper whse .....	1 618	17 919	81 814	70	27	10	8	14	8	3	—	—	—	—	—	—
422130	Industrial & personal service paper whse .....	1 618	17 919	81 814	70	27	10	8	14	8	3	—	—	—	—	—	—
4222	Drugs & druggists' sundries whse .....	1 782	23 922	93 648	85	49	8	10	7	6	4	1	—	—	—	—	—
42221	Drugs & druggists' sundries whse .....	1 782	23 922	93 648	85	49	8	10	7	6	4	1	—	—	—	—	—
422210	Drugs & druggists' sundries whse .....	1 782	23 922	93 648	85	49	8	10	7	6	4	1	—	—	—	—	—
4223	Apparel, piece goods & notions whse .....	1 262	12 530	43 358	162	90	31	27	11	3	—	—	—	—	—	—	—
42231	Piece goods, notions & other dry goods whse .....	(C)	(D)	(D)	39	26	6	6	1	—	—	—	—	—	—	—	—
422310	Piece goods, notions & other dry goods whse .....	(C)	(D)	(D)	39	26	6	6	1	—	—	—	—	—	—	—	—
42232	Men's & boys' clothing & furnishings whse .....	616	7 205	21 319	54	21	10	15	6	2	—	—	—	—	—	—	—
422320	Men's & boys' clothing & furnishings whse .....	616	7 205	21 319	54	21	10	15	6	2	—	—	—	—	—	—	—
42233	Women's, children's, infants' clothing whse .....	362	2 019	9 120	52	33	11	4	3	1	—	—	—	—	—	—	—
422330	Women's, children's, infants' clothing whse .....	362	2 019	9 120	52	33	11	4	3	1	—	—	—	—	—	—	—
42234	Footwear whse .....	(C)	(D)	(D)	17	10	4	2	1	—	—	—	—	—	—	—	—
422340	Footwear whse .....	(C)	(D)	(D)	17	10	4	2	1	—	—	—	—	—	—	—	—
4224	Grocery & related product whse .....	16 903	143 445	643 926	631	290	95	83	83	41	31	4	3	1			
42241	General line grocery whse .....	3 926	36 270	168 490	61	28	8	6	6	4	5	1	3	—	—	—	—
422410	General line grocery whse .....	3 926	36 270	168 490	61	28	8	6	6	4	5	1	3	—	—	—	—
42242	Packaged frozen food whse .....	1 181	10 165	46 226	58	24	9	8	12	2	3	—	—	—	—	—	—
422420	Packaged frozen food whse .....	1 181	10 165	46 226	58	24	9	8	12	2	3	—	—	—	—	—	—
42243	Dairy product (exc dried or canned) whse .....	527	4 903	21 178	26	11	8	1	3	1	2	—	—	—	—	—	—
422430	Dairy product (exc dried or canned) whse .....	527	4 903	21 178	26	11	8	1	3	1	2	—	—	—	—	—	—
42244	Poultry & poultry product whse .....	443	4 034	19 973	21	10	1	5	2	2	1	—	—	—	—	—	—
422440	Poultry & poultry product whse .....	443	4 034	19 973	21	10	1	5	2	2	1	—	—	—	—	—	—
42245	Confectionery whse .....	974	8 242	31 930	35	17	4	6	3	2	3	—	—	—	—	—	—
422450	Confectionery whse .....	974	8 242	31 930	35	17	4	6	3	2	3	—	—	—	—	—	—
42246	Fish & seafood whse .....	903	5 419	26 940	92	56	12	7	13	4	—	—	—	—	—	—	—
422460	Fish & seafood whse .....	903	5 419	26 940	92	56	12	7	13	4	—	—	—	—	—	—	—
42247	Meat & meat product whse .....	538	4 083	17 342	35	17	7	5	3	2	1	—	—	—	—	—	—
422470	Meat & meat product whse .....	538	4 083	17 342	35	17	7	5	3	2	1	—	—	—	—	—	—
42248	Fresh fruit & vegetable whse .....	1 824	13 359	63 825	70	32	10	9	9	4	5	1	—	—	—	—	—
422480	Fresh fruit & vegetable whse .....	1 824	13 359	63 825	70	32	10	9	9	4	5	1	—	—	—	—	—
42249	Other grocery & related products whse .....	6 587	56 970	248 022	233	95	36	36	32	20	11	2	—	—	—	—	—
422490	Other grocery & related products whse .....	6 587	56 970	248 022	233	95	36	36	32	20	11	2	—	—	—	—	—
4225	Farm product raw material whse .....	335	1 504	6 937	45	18	15	9	3	—	—	—	—	—	—	—	—
42251	Grain & field bean whse .....	152	977	4 408	22	8	10	3	1	—	—	—	—	—	—	—	—
422510	Grain & field bean whse .....	152	977	4 408	22	8	10	3	1	—	—	—	—	—	—	—	—
42252	Livestock whse .....	120	263	1 208	13	4	3	5	1	—	—	—	—	—	—	—	—
422520	Livestock whse .....	120	263	1 208	13	4	3	5	1	—	—	—	—	—	—	—	—
42259	Other farm product raw material whse .....	63	264	1 321	10	6	2	1	1	—	—	—	—	—	—	—	—
422590	Other farm product raw material whse .....	63	264	1 321	10	6	2	1	1	—	—	—	—	—	—	—	—
4226	Chemical & allied products whse .....	1 526	16 944	73 159	182	101	31	30	15	5	—	—	—	—	—	—	—
42261	Plastics materials & basic forms, shapes whse .....	339	3 484	14 713	32	16	3	6	6	1	—	—	—	—	—	—	—
422610	Plastics materials & basic forms, shapes whse .....	339	3 484	14 713	32	16	3	6	6	1	—	—	—	—	—	—	—

See footnotes at end of table.





**Table 2. The State—Employees, Payroll, and Establishments by Industry: 2000—Con.**

[Excludes most government employees, railroad employees, and self-employed persons. Size class 1 to 4 includes establishments with payroll, but no employees, during mid-March pay period. (D) denotes figures withheld to avoid disclosing data for individual companies; the data are included in broader industry totals. For explanation of terms, abbreviations, and data reliability/comparability, see introductory text]

NAICS code	Industry	Number of employees for week including March 12	Payroll (\$1,000)		Total number of establishments	Number of establishments by employment-size class												
			First quarter	Annual		1 to 4	5 to 9	10 to 19	20 to 49	50 to 99	100 to 249	250 to 499	500 to 999	1,000 or more				
<b>44-45</b>	<b>Retail trade—Con.</b>																	
452	General merchandise stores .....	43 303	151 235	644 605	664	147	147	97	40	53	140	40	—	—	—	—	—	—
4521	Department stores .....	34 521	119 387	501 734	212	3	—	—	8	49	115	37	—	—	—	—	—	—
45211	Department stores .....	34 521	119 387	501 734	212	3	—	—	8	49	115	37	—	—	—	—	—	—
452110	Department stores .....	34 521	119 387	501 734	212	3	—	—	8	49	115	37	—	—	—	—	—	—
4529	Other general merchandise stores .....	8 782	31 848	142 871	452	144	147	97	32	4	25	3	—	—	—	—	—	—
45291	Warehouse clubs & superstores .....	4 002	18 679	84 223	27	1	1	—	1	1	21	2	—	—	—	—	—	—
452910	Warehouse clubs & superstores .....	4 002	18 679	84 223	27	1	1	—	1	1	21	2	—	—	—	—	—	—
45299	All other general merchandise stores .....	4 780	13 169	58 648	425	143	146	97	31	3	4	1	—	—	—	—	—	—
452990	All other general merchandise stores .....	4 780	13 169	58 648	425	143	146	97	31	3	4	1	—	—	—	—	—	—
453	Miscellaneous store retailers .....	16 856	63 468	267 088	2 120	1 103	509	309	175	15	9	—	—	—	—	—	—	—
4531	Florists .....	2 701	9 140	39 078	389	199	105	56	27	1	1	—	—	—	—	—	—	—
45311	Florists .....	2 701	9 140	39 078	389	199	105	56	27	1	1	—	—	—	—	—	—	—
453110	Florists .....	2 701	9 140	39 078	389	199	105	56	27	1	1	—	—	—	—	—	—	—
4532	Office supplies, stationery & gift stores .....	6 490	25 272	100 206	718	329	180	124	76	6	3	—	—	—	—	—	—	—
45321	Office supplies & stationery stores .....	2 379	13 606	49 891	135	43	25	16	46	4	1	—	—	—	—	—	—	—
453210	Office supplies & stationery stores .....	2 379	13 606	49 891	135	43	25	16	46	4	1	—	—	—	—	—	—	—
45322	Gift, novelty & souvenir stores .....	4 111	11 666	50 315	583	286	155	108	30	2	2	—	—	—	—	—	—	—
453220	Gift, novelty & souvenir stores .....	4 111	11 666	50 315	583	286	155	108	30	2	2	—	—	—	—	—	—	—
4533	Used merchandise stores .....	2 772	9 143	38 421	302	178	53	42	20	4	5	—	—	—	—	—	—	—
45331	Used merchandise stores .....	2 772	9 143	38 421	302	178	53	42	20	4	5	—	—	—	—	—	—	—
453310	Used merchandise stores .....	2 772	9 143	38 421	302	178	53	42	20	4	5	—	—	—	—	—	—	—
4539	Other miscellaneous store retailers .....	4 893	19 913	89 383	711	397	171	87	52	4	—	—	—	—	—	—	—	—
45391	Pet & pet supplies stores .....	1 695	5 699	25 058	175	79	46	19	30	1	—	—	—	—	—	—	—	—
453910	Pet & pet supplies stores .....	1 695	5 699	25 058	175	79	46	19	30	1	—	—	—	—	—	—	—	—
45392	Art dealers .....	397	2 117	9 458	96	68	16	9	3	—	—	—	—	—	—	—	—	—
453920	Art dealers .....	397	2 117	9 458	96	68	16	9	3	—	—	—	—	—	—	—	—	—
45393	Manufactured (mobile) home dealers .....	171	1 046	4 886	30	18	7	3	2	—	—	—	—	—	—	—	—	—
453930	Manufactured (mobile) home dealers .....	171	1 046	4 886	30	18	7	3	2	—	—	—	—	—	—	—	—	—
45399	All other miscellaneous store retailers .....	2 630	11 051	49 981	410	232	102	56	17	3	—	—	—	—	—	—	—	—
453991	Tobacco stores .....	300	1 014	4 577	47	29	11	4	2	1	—	—	—	—	—	—	—	—
453998	All other misc store retailers (exc tobacco) .....	2 330	10 037	45 404	363	203	91	52	15	2	—	—	—	—	—	—	—	—
454	Nonstore retailers .....	8 154	61 096	248 162	832	462	161	122	57	22	6	1	1	—	—	—	—	—
4541	Electronic shopping & mail-order houses .....	2 123	17 975	68 782	196	116	35	28	9	6	1	—	—	—	—	—	—	—
45411	Electronic shopping & mail-order houses .....	2 123	17 975	68 782	196	116	35	28	9	6	1	—	—	—	—	—	—	—
454110	Electronic shopping & mail-order houses .....	2 123	17 975	68 782	196	116	35	28	9	6	1	—	—	—	—	—	—	—
4542	Vending machine operators .....	1 331	8 808	38 635	128	80	18	11	12	5	2	—	—	—	—	—	—	—
45421	Vending machine operators .....	1 331	8 808	38 635	128	80	18	11	12	5	2	—	—	—	—	—	—	—
454210	Vending machine operators .....	1 331	8 808	38 635	128	80	18	11	12	5	2	—	—	—	—	—	—	—
4543	Direct selling establishments .....	4 700	34 313	140 745	508	266	108	83	36	11	3	1	—	—	—	—	—	—
45431	Fuel dealers .....	2 698	21 245	81 431	182	56	45	50	21	7	2	1	—	—	—	—	—	—
454311	Heating oil dealers .....	1 998	16 023	62 463	124	41	31	29	15	5	2	1	—	—	—	—	—	—
454312	Liquified petroleum gas (bottled gas) dealers .....	(F)	(D)	(D)	50	7	14	21	6	2	—	—	—	—	—	—	—	—
454319	Other fuel dealers .....	(A)	(D)	(D)	8	8	—	—	—	—	—	—	—	—	—	—	—	—
45439	Other direct selling establishments .....	2 002	13 068	59 314	326	210	63	33	15	4	1	—	—	—	—	—	—	—
454390	Other direct selling establishments .....	2 002	13 068	59 314	326	210	63	33	15	4	1	—	—	—	—	—	—	—
<b>48-49</b>	<b>Transportation &amp; warehousing</b> .....	<b>56 470</b>	<b>406 184</b>	<b>1 757 080</b>	<b>3 272</b>	<b>1 860</b>	<b>532</b>	<b>397</b>	<b>297</b>	<b>102</b>	<b>63</b>	<b>14</b>	<b>3</b>	<b>4</b>				
481	Air transportation .....	6 383	65 186	289 412	60	25	9	7	7	1	5	3	1	2				
4811	Scheduled air transportation .....	6 203	63 686	283 152	38	10	6	6	4	1	5	3	1	2				
48111	Scheduled air transportation .....	6 203	63 686	283 152	38	10	6	6	4	1	5	3	1	2				
481111	Scheduled passenger air transportation .....	6 068	62 649	279 272	23	3	2	4	2	1	5	3	1	2				
481112	Scheduled freight air transportation .....	135	1 037	3 880	15	7	4	2	2	—	—	—	—	—				
4812	Nonscheduled air transportation .....	180	1 500	6 260	22	15	3	1	3	—	—	—	—	—				
48121	Nonscheduled air transportation .....	180	1 500	6 260	22	15	3	1	3	—	—	—	—	—				
481211	Nonscheduled chartered passenger air trans .....	(C)	(D)	(D)	16	11	2	—	3	—	—	—	—	—				
481212	Nonscheduled chartered freight air trans .....	(A)	(D)	(D)	2	2	—	—	—	—	—	—	—	—				
481219	Other nonscheduled air transportation .....	(B)	(D)	(D)	4	2	1	1	—	—	—	—	—	—				
483	Water transportation .....	510	5 977	27 520	38	21	7	3	5	1	1	—	—	—				
4831	Deep sea, coastal & Great Lakes water trans .....	259	3 374	14 073	22	11	4	2	4	1	—	—	—	—				
48311	Deep sea, coastal & Great Lakes water trans .....	259	3 374	14 073	22	11	4	2	4	1	—	—	—	—				
483111	Deep sea freight transportation .....	(C)	(D)	(D)	12	7	1	1	3	—	—	—	—	—				
483112	Deep sea passenger transportation .....	(A)	(D)	(D)	1	1	—	—	—	—	—	—	—	—				
483113	Coastal & Great Lakes freight transportation .....	155	1 678	7 372	9	3	3	1	1	1	—	—	—	—				
4832	Inland water transportation .....	251	2 603	13 447	16	10	3	1	1	—	1	—	—	—				
48321	Inland water transportation .....	251	2 603	13 447	16	10	3	1	1	—	1	—	—	—				
483211	Inland water freight transportation .....	(C)	(D)	(D)	8	6	1	—	—	—	1	—	—	—				
483212	Inland water passenger transportation .....	(B)	(D)	(D)	4	4	2	1	1	—	—	—	—	—				
484	Truck transportation .....	18 900	144 393	615 259	1 556	938	224	166	136	57	30	5	—	—				
4841	General freight trucking .....	9 822	82 485	355 153	689	433	87	50	65	30	21	3	—	—				
48411	General freight trucking, local .....	2 037	13 147	58 385	315	237	32	20	16	7	3	—	—	—				
484110	General freight trucking, local .....	2 037	13 147	58 385	315	237	32	20	16	7	3	—	—	—				
48412	General freight trucking, long-distance .....	7 785	69 338	296 768	374	196	55	30	49	23	18	3	—	—				
484121	General freight trucking, long-distance, TL .....	4 752	39 410	167 333	302	169	50	22	37	15	7	2	—	—				



**Table 2. The State—Employees, Payroll, and Establishments by Industry: 2000—Con.**

[Excludes most government employees, railroad employees, and self-employed persons. Size class 1 to 4 includes establishments with payroll, but no employees, during mid-March pay period. (D) denotes figures withheld to avoid disclosing data for individual companies; the data are included in broader industry totals. For explanation of terms, abbreviations, and data reliability/comparability, see introductory text]

NAICS code	Industry	Number of employees for week including March 12	Payroll (\$1,000)		Total number of establishments	Number of establishments by employment-size class											
			First quarter	Annual		1 to 4	5 to 9	10 to 19	20 to 49	50 to 99	100 to 249	250 to 499	500 to 999	1,000 or more			
<b>48-49</b>	<b>Transportation &amp; warehousing—Con.</b>																
488	Transportation support activities—Con.																
4889	Other transportation support activities	109	556	2 914	18	10	3	3	2	—	—	—	—	—	—	—	—
48899	Other transportation support activities	109	556	2 914	18	10	3	3	2	—	—	—	—	—	—	—	—
488991	Packing & crating	109	556	2 914	18	10	3	3	2	—	—	—	—	—	—	—	—
492	Couriers & messengers	13 706	84 913	387 336	265	133	47	37	25	10	9	2	—	—	—	—	—
4921	Couriers	12 077	75 525	350 645	115	56	15	15	13	5	7	2	—	—	—	—	—
49211	Couriers	12 077	75 525	350 645	115	56	15	15	13	5	7	2	—	—	—	—	—
492110	Couriers	12 077	75 525	350 645	115	56	15	15	13	5	7	2	—	—	—	—	—
4922	Local messengers & local delivery	1 629	9 388	36 691	150	77	32	22	12	5	2	—	—	—	—	—	—
49221	Local messengers & local delivery	1 629	9 388	36 691	150	77	32	22	12	5	2	—	—	—	—	—	—
492210	Local messengers & local delivery	1 629	9 388	36 691	150	77	32	22	12	5	2	—	—	—	—	—	—
493	Warehousing & storage	1 897	13 672	57 287	98	41	9	19	21	5	3	—	—	—	—	—	—
4931	Warehousing & storage	1 897	13 672	57 287	98	41	9	19	21	5	3	—	—	—	—	—	—
49311	General warehousing & storage	1 398	10 053	42 413	74	33	6	15	14	4	2	—	—	—	—	—	—
493110	General warehousing & storage	1 398	10 053	42 413	74	33	6	15	14	4	2	—	—	—	—	—	—
49312	Refrigerated warehousing & storage	294	1 902	8 102	8	2	—	1	4	—	1	—	—	—	—	—	—
493120	Refrigerated warehousing & storage	294	1 902	8 102	8	2	—	1	4	—	1	—	—	—	—	—	—
49313	Farm product warehousing & storage	(A)	(D)	(D)	1	—	1	—	—	—	—	—	—	—	—	—	—
493130	Farm product warehousing & storage	(A)	(D)	(D)	1	—	1	—	—	—	—	—	—	—	—	—	—
49319	Other warehousing & storage	(C)	(D)	(D)	15	6	2	3	3	1	—	—	—	—	—	—	—
493190	Other warehousing & storage	(C)	(D)	(D)	15	6	2	3	3	1	—	—	—	—	—	—	—
<b>51</b>	<b>Information</b>	<b>71 221</b>	<b>998 889</b>	<b>3 951 650</b>	<b>2 454</b>	<b>1 276</b>	<b>320</b>	<b>303</b>	<b>274</b>	<b>126</b>	<b>102</b>	<b>35</b>	<b>12</b>	<b>6</b>			
511	Publishing industries	17 381	246 374	1 026 134	611	306	89	76	65	28	30	14	3	—	—	—	—
5111	Newspaper, periodical, book, database publishers	12 528	136 187	537 596	377	187	60	42	36	19	11	11	3	—	—	—	—
51111	Newspaper publishers	4 532	36 410	152 988	90	31	14	15	12	3	19	3	1	—	—	—	—
511110	Newspaper publishers	4 532	36 410	152 988	90	31	14	15	12	3	11	3	1	—	—	—	—
51112	Periodical publishers	2 823	33 718	138 593	134	75	22	15	10	7	1	3	1	—	—	—	—
511120	Periodical publishers	2 823	33 718	138 593	134	75	22	15	10	7	1	3	1	—	—	—	—
51113	Book publishers	2 052	22 403	85 641	55	34	8	3	4	1	2	2	1	—	—	—	—
511130	Book publishers	2 052	22 403	85 641	55	34	8	3	4	1	2	2	1	—	—	—	—
51114	Database and directory publishers	1 011	17 222	62 575	35	16	7	4	2	4	1	1	—	—	—	—	—
511140	Database and directory publishers	1 011	17 222	62 575	35	16	7	4	2	4	1	1	—	—	—	—	—
51119	Other publishers	2 110	26 434	97 799	63	31	9	5	8	4	4	2	—	—	—	—	—
511191	Greeting card publishers	(C)	(D)	(D)	4	2	—	—	—	—	1	—	—	—	—	—	—
511199	All other publishers	(G)	(D)	(D)	59	29	8	5	8	4	3	2	—	—	—	—	—
5112	Software publishers	4 853	110 187	488 538	234	119	29	34	29	9	11	3	—	—	—	—	—
51121	Software publishers	4 853	110 187	488 538	234	119	29	34	29	9	11	3	—	—	—	—	—
511210	Software publishers	4 853	110 187	488 538	234	119	29	34	29	9	11	3	—	—	—	—	—
512	Motion picture & sound recording industries	4 041	19 506	84 200	372	235	37	40	42	13	5	—	—	—	—	—	—
5121	Motion picture & video industries	3 770	17 742	75 261	318	196	29	35	40	13	5	—	—	—	—	—	—
51211	Motion picture & video production	849	9 729	42 461	174	144	12	11	4	2	1	—	—	—	—	—	—
512110	Motion picture & video production	849	9 729	42 461	174	144	12	11	4	2	1	—	—	—	—	—	—
51212	Motion picture & video distribution	83	877	3 785	7	4	—	1	2	—	—	—	—	—	—	—	—
512120	Motion picture & video distribution	83	877	3 785	7	4	—	1	2	—	—	—	—	—	—	—	—
51213	Motion picture & video exhibition	2 608	4 974	20 117	91	12	14	21	29	11	4	—	—	—	—	—	—
512131	Motion picture theaters (except drive-ins)	2 608	4 974	20 117	91	12	14	21	29	11	4	—	—	—	—	—	—
51219	Postprod & other movie & video industries	230	2 162	8 898	46	36	3	2	5	—	—	—	—	—	—	—	—
512191	Teleproduction & oth postproduction services	(C)	(D)	(D)	43	34	3	2	4	—	—	—	—	—	—	—	—
512199	Other motion picture & video industries	(B)	(D)	(D)	3	2	—	—	1	—	—	—	—	—	—	—	—
5122	Sound recording industries	271	1 764	8 939	54	39	8	5	2	—	—	—	—	—	—	—	—
51221	Record production	(A)	(D)	(D)	1	1	—	—	—	—	—	—	—	—	—	—	—
512210	Record production	(A)	(D)	(D)	1	1	—	—	—	—	—	—	—	—	—	—	—
51222	Integrated record production, distribution	(A)	(D)	(D)	4	4	—	—	—	—	—	—	—	—	—	—	—
512220	Integrated record production, distribution	(A)	(D)	(D)	4	4	—	—	—	—	—	—	—	—	—	—	—
51223	Music publishers	39	218	1 308	11	7	3	1	—	—	—	—	—	—	—	—	—
512230	Music publishers	39	218	1 308	11	7	3	1	—	—	—	—	—	—	—	—	—
51224	Sound recording studios	179	1 185	5 017	26	17	5	2	2	—	—	—	—	—	—	—	—
512240	Sound recording studios	179	1 185	5 017	26	17	5	2	2	—	—	—	—	—	—	—	—
51229	Other sound recording industries	(B)	(D)	(D)	12	10	—	2	—	—	—	—	—	—	—	—	—
512290	Other sound recording industries	(B)	(D)	(D)	12	10	—	2	—	—	—	—	—	—	—	—	—
513	Broadcasting & telecommunications	39 887	622 145	2 345 116	987	486	124	120	120	58	48	17	8	6			
5131	Radio & television broadcasting	3 692	43 508	178 348	130	48	17	17	30	7	11	—	—	—	—	—	—
51311	Radio broadcasting	2 430	27 179	112 028	98	33	16	15	24	4	6	—	—	—	—	—	—
513111	Radio networks	(B)	(D)	(D)	2	1	—	—	1	—	—	—	—	—	—	—	—
513112	Radio stations	(G)	(D)	(D)	96	32	16	15	23	4	6	—	—	—	—	—	—
51312	Television broadcasting	1 262	16 329	66 320	32	15	1	2	6	3	5	—	—	—	—	—	—
513120	Television broadcasting	1 262	16 329	66 320	32	15	1	2	6	3	5	—	—	—	—	—	—
5132	Cable networks & program distribution	4 376	88 139	277 591	61	27	3	3	14	5	4	3	1	1			
51321	Cable networks	246	4 184	13 913	9	3	—	—	4	2	—	—	—	—	—	—	—
513210	Cable networks	246	4 184	13 913	9	3	—	—	4	2	—	—	—	—	—	—	—
51322	Cable & other program distribution	4 130	83 955	263 678	52	24	3	3	10	3	4	3	1	1			
513220	Cable & other program distribution	4 130	83 955	263 678	52	24	3	3	10	3	4	3	1	1			
5133	Telecommunications	31 819	490 498	1 889 177	796	411	104	100	76	46	33	14	7	5			
51331	Wired telecommunications carriers	21 383	308 573	1 144 151	488	254	54	58	48	31	25	9	6	3			
513310	Wired telecommunications carriers	21 383	308 573	1 144 151	488	254	54	58	48	31	25	9	6	3			
51332	Wireless telecom carriers (exc satellite)	6 329	105 827	423 157	211	105	40	33	17	7	5	2	1	1			
513321	Paging	845</															

**Table 2. The State—Employees, Payroll, and Establishments by Industry: 2000—Con.**

[Excludes most government employees, railroad employees, and self-employed persons. Size class 1 to 4 includes establishments with payroll, but no employees, during mid-March pay period. (D) denotes figures withheld to avoid disclosing data for individual companies; the data are included in broader industry totals. For explanation of terms, abbreviations, and data reliability/comparability, see introductory text]

NAICS code	Industry	Number of employees for week including March 12	Payroll (\$1,000)		Total number of establishments	Number of establishments by employment-size class										
			First quarter	Annual		1 to 4	5 to 9	10 to 19	20 to 49	50 to 99	100 to 249	250 to 499	500 to 999	1,000 or more		
<b>51</b>	<b>Information—Con.</b>															
514	Information & data processing services .....	9 912	110 864	496 200	484	249	70	67	47	27	19	4	1	—	—	—
5141	Information services .....	4 503	42 374	201 496	271	147	43	35	24	13	7	2	—	—	—	—
51411	News syndicates .....	181	1 810	7 744	12	7	—	1	3	1	—	—	—	—	—	—
514110	News syndicates .....	181	1 810	7 744	12	7	—	1	3	1	—	—	—	—	—	—
51412	Libraries & archives .....	1 111	4 443	19 354	28	8	4	5	5	4	1	1	—	—	—	—
514120	Libraries & archives .....	1 111	4 443	19 354	28	8	4	5	5	4	1	1	—	—	—	—
51419	Other information services .....	3 211	36 121	174 398	231	132	39	29	16	8	6	1	—	—	—	—
514191	On-line information services .....	3 109	34 029	169 490	222	128	38	26	15	8	6	1	—	—	—	—
514199	All other information services .....	102	2 092	4 908	9	4	1	3	1	—	—	—	—	—	—	—
5142	Data processing services .....	5 409	68 490	294 704	213	102	27	32	23	14	12	2	1	—	—	—
51421	Data processing services .....	5 409	68 490	294 704	213	102	27	32	23	14	12	2	1	—	—	—
514210	Data processing services .....	5 409	68 490	294 704	213	102	27	32	23	14	12	2	1	—	—	—
<b>52</b>	<b>Finance &amp; insurance</b> .....	<b>110 052</b>	<b>1 428 861</b>	<b>5 343 426</b>	<b>7 238</b>	<b>3 856</b>	<b>1 637</b>	<b>958</b>	<b>491</b>	<b>145</b>	<b>94</b>	<b>31</b>	<b>14</b>	<b>12</b>		
521	Monetary authorities - central bank .....	(E)	(D)	(D)	1	—	—	—	—	—	—	1	—	—	—	—
5211	Monetary authorities - central bank .....	(E)	(D)	(D)	1	—	—	—	—	—	—	1	—	—	—	—
52111	Monetary authorities - central bank .....	(E)	(D)	(D)	1	—	—	—	—	—	—	1	—	—	—	—
521110	Monetary authorities - central bank .....	(E)	(D)	(D)	1	—	—	—	—	—	—	1	—	—	—	—
522	Credit intermediation & related activities .....	56 243	563 191	2 145 402	3 414	1 228	1 128	659	273	60	38	14	10	4		
5221	Depository credit intermediation .....	34 671	313 669	1 225 176	2 007	463	802	483	182	35	23	11	6	2		
52211	Commercial banking .....	23 838	225 228	840 238	1 507	328	668	365	94	24	15	8	3	2		
522110	Commercial banking .....	23 838	225 228	840 238	1 507	328	668	365	94	24	15	8	3	2		
52212	Savings institutions .....	7 268	61 710	265 998	287	62	83	76	55	2	3	3	3	—		
522120	Savings institutions .....	7 268	61 710	265 998	287	62	83	76	55	2	3	3	3	—		
52213	Credit unions .....	3 565	26 731	118 940	213	73	51	42	33	9	5	—	—	—		
522130	Credit unions .....	3 565	26 731	118 940	213	73	51	42	33	9	5	—	—	—		
5222	Nondepository credit intermediation .....	13 134	161 309	573 329	980	514	247	118	66	19	9	3	4	—		
52221	Credit card issuing .....	(G)	(D)	(D)	3	1	—	—	1	—	—	—	1	—		
522210	Credit card issuing .....	(G)	(D)	(D)	3	1	—	—	1	—	—	—	1	—		
52222	Sales financing .....	(H)	(D)	(D)	124	79	13	10	11	5	5	—	1	—		
522220	Sales financing .....	(H)	(D)	(D)	124	79	13	10	11	5	5	—	1	—		
52229	Other nondepository credit intermediation .....	9 432	116 615	417 736	853	434	234	108	54	14	4	3	2	—		
522291	Consumer lending .....	(F)	(D)	(D)	131	88	38	2	2	—	—	1	—	—		
522292	Real estate credit .....	6 659	88 650	322 234	569	257	152	93	49	11	4	2	1	—		
522293	International trade financing .....	(C)	(D)	(D)	9	6	2	—	1	—	—	—	—	—		
522294	Secondary market financing .....	(B)	(D)	(D)	7	5	—	1	1	—	—	—	—	—		
522298	All oth nondepository credit intermediation .....	1 747	14 287	45 304	137	78	42	12	2	2	—	—	1	—		
5223	Activities related to credit intermediation .....	8 438	88 213	346 897	427	251	79	58	25	6	6	—	—	2		
52231	Mortgage & nonmortgage brokers .....	1 891	16 517	73 233	270	158	50	40	20	1	1	—	—	—		
522310	Mortgage & nonmortgage brokers .....	1 891	16 517	73 233	270	158	50	40	20	1	1	—	—	—		
52232	Financial clearinghouse & reserve activities .....	5 395	62 768	233 348	29	13	4	4	1	3	2	—	—	2		
522320	Financial clearinghouse & reserve activities .....	5 395	62 768	233 348	29	13	4	4	1	3	2	—	—	2		
52239	Other credit intermediation activities .....	1 152	8 928	40 316	128	80	25	14	4	2	3	—	—	—		
522390	Other credit intermediation activities .....	1 152	8 928	40 316	128	80	25	14	4	2	3	—	—	—		
523	Security, commodity contracts & like activity .....	12 073	314 446	1 249 510	899	597	128	83	54	22	11	—	2	2		
5231	Serty & comdty contracts intermed & brokerage .....	5 903	189 080	683 074	345	191	55	44	33	15	6	—	—	1		
52311	Investment banking & securities dealing ..	338	26 746	62 163	56	37	7	7	4	1	—	—	—	—		
523110	Investment banking & securities dealing .....	338	26 746	62 163	56	37	7	7	4	1	—	—	—	—		
52312	Securities brokerage .....	5 460	160 536	611 641	272	144	45	33	29	14	6	—	—	1		
523120	Securities brokerage .....	5 460	160 536	611 641	272	144	45	33	29	14	6	—	—	1		
52313	Commodity contracts dealing .....	(B)	(D)	(D)	10	6	2	2	—	—	—	—	—	—		
523130	Commodity contracts dealing .....	(B)	(D)	(D)	10	6	2	2	—	—	—	—	—	—		
52314	Commodity contracts brokerage .....	(B)	(D)	(D)	7	4	1	2	—	—	—	—	—	—		
523140	Commodity contracts brokerage .....	(B)	(D)	(D)	7	4	1	2	—	—	—	—	—	—		
5239	Other financial investment activities .....	6 170	125 366	566 436	554	406	73	39	21	7	5	—	2	1		
52391	Miscellaneous intermediation .....	423	9 473	31 616	66	49	10	2	4	—	1	—	—	—		
523910	Miscellaneous intermediation .....	423	9 473	31 616	66	49	10	2	4	—	1	—	—	—		
52392	Portfolio management .....	3 719	80 619	391 726	231	150	36	25	13	3	2	—	1	1		
523920	Portfolio management .....	3 719	80 619	391 726	231	150	36	25	13	3	2	—	1	1		
52393	Investment advice .....	971	17 307	70 872	218	178	23	11	2	3	1	—	—	—		
523930	Investment advice .....	971	17 307	70 872	218	178	23	11	2	3	1	—	—	—		
52399	All other financial investment activities .....	1 057	17 967	72 222	39	29	4	2	1	1	—	—	1	—		
523991	Trust, fiduciary & custody activities .....	(G)	(D)	(D)	34	25	4	1	1	1	—	—	1	—		
523999	Miscellaneous financial investment activities .....	(B)	(D)	(D)	5	4	—	—	1	—	—	—	—	—		
524	Insurance carriers & related activities .....	39 858	528 305	1 864 016	2 856	2 001	365	210	157	58	42	15	2	6		
5241	Insurance carriers .....	25 554	376 576	1 233 836	677	387	59	70	73	40	29	12	2	5		
52411	Direct life, health, medical insurance carriers .....	11 645	168 428	575 902	233	100	23	35	35	13	17	7	1	2		
524113	Direct life insurance carriers .....	5 329	81 721	288 094	191	86	20	32	32	10	7	3	1	—		
524114	Direct health & medical insurance carriers .....	6 316	86 707	287 808	42	14	3	3	3	3	10	4	—	2		
52412	Other direct insurance carriers .....	(J)	(D)	(D)	436	283	35	34	37	27	12	4	1	3		
524126	Direct property & casualty insurance carriers .....	13 226	202 525	639 616	400	261	27	31	34	27	12	4	1	3		
524127	Direct title insurance carriers .....	(C)	(D)	(D)	34	20	8	3	3	—	—	—	—	—		
524128	All other direct insurance carriers .....	(A)	(D)	(D)	2	2	—	—	—	—	—	—	—	—		
52413	Reinsurance carriers .....	(E)	(D)	(D)	8	4	1	1	1	—	—	1	—	—		
524130	Reinsurance carriers .....	(E)	(D)	(D)	8	4	1	1	1	—	—	1	—	—		
5242	Agencies & other insurance related activities .....	14 304	151 729	630 180	2 179	1 614	306	140	84	18	13	3	—	1		
52421	Insurance agencies & brokerages .....	10 432	113 525	469 961	1 935	1 472	270	109	62	12	7	3	—	—		
524210	Insurance agencies & brokerages .....	10 432	113 525	469 961	1 935	1 472	270	109	62	12	7	3	—	—		

See footnotes at end of table.

**Table 2. The State—Employees, Payroll, and Establishments by Industry: 2000—Con.**

[Excludes most government employees, railroad employees, and self-employed persons. Size class 1 to 4 includes establishments with payroll, but no employees, during mid-March pay period. (D) denotes figures withheld to avoid disclosing data for individual companies; the data are included in broader industry totals. For explanation of terms, abbreviations, and data reliability/comparability, see introductory text]

NAICS code	Industry	Number of employees for week including March 12	Payroll (\$1,000)		Total number of establishments	Number of establishments by employment-size class								
			First quarter	Annual		1 to 4	5 to 9	10 to 19	20 to 49	50 to 99	100 to 249	250 to 499	500 to 999	1,000 or more
<b>52</b>	<b>Finance &amp; insurance—Con.</b>													
524	Insurance carriers & related activities—Con.													
5242	Agencies & other insurance related activities—Con.													
52429	Other insurance related activities .....	3 872	38 204	160 219	244	142	36	31	22	6	6	—	—	1
524291	Claims adjusting .....	678	6 313	26 865	84	52	15	8	8	—	1	—	—	—
524292	Insurance & pension funds, third party admin .....	2 358	22 089	94 253	113	59	18	18	12	3	2	—	—	1
524298	All other insurance related activities .....	836	9 802	39 101	47	31	5	2	3	3	3	—	—	—
525	Funds, trusts, & other financial vehicles (part) .	(G)	(D)	(D)	68	30	16	6	7	5	3	1	—	—
5259	Other investment pools & funds .....	(G)	(D)	(D)	68	30	16	6	7	5	3	1	—	—
52591	Open-end investment funds .....	(A)	(D)	(D)	2	2	—	—	—	—	—	—	—	—
525910	Open-end investment funds .....	(A)	(D)	(D)	2	2	—	—	—	—	—	—	—	—
52593	Real estate investment trusts .....	(G)	(D)	(D)	51	18	15	3	6	5	3	1	—	—
525930	Real estate investment trusts .....	(G)	(D)	(D)	51	18	15	3	6	5	3	1	—	—
52599	Other financial vehicles .....	(B)	(D)	(D)	15	10	1	3	1	—	—	—	—	—
525990	Other financial vehicles .....	(B)	(D)	(D)	15	10	1	3	1	—	—	—	—	—
<b>53</b>	<b>Real estate &amp; rental &amp; leasing .....</b>	<b>44 917</b>	<b>355 274</b>	<b>1 457 077</b>	<b>5 344</b>	<b>3 373</b>	<b>1 020</b>	<b>575</b>	<b>248</b>	<b>75</b>	<b>38</b>	<b>10</b>	<b>4</b>	<b>1</b>
531	Real estate .....	32 718	275 925	1 126 430	4 266	2 945	692	358	175	55	30	7	3	1
5311	Lessors of real estate .....	12 052	96 241	369 040	1 597	1 044	282	172	70	18	8	2	—	1
53111	Lessors of residential buildings & dwellings .....	8 359	49 409	199 735	876	485	196	136	41	9	6	2	—	1
531110	Lessors of residential buildings & dwellings .....	8 359	49 409	199 735	876	485	196	136	41	9	6	2	—	1
53112	Lessors of nonres bldg (exc miniwarehouses) .....	2 927	42 424	142 810	478	355	59	27	26	9	2	—	—	—
531120	Lessors of nonres bldg (exc miniwarehouses) .....	2 927	42 424	142 810	478	355	59	27	26	9	2	—	—	—
53113	Lessors of miniwarehouses & self storage units .....	388	1 991	15 815	129	116	7	4	2	—	—	—	—	—
531130	Lessors of miniwarehouses & self storage units .....	388	1 991	15 815	129	116	7	4	2	—	—	—	—	—
53119	Lessors of other real estate property .....	378	2 417	10 680	114	88	20	5	1	—	—	—	—	—
531190	Lessors of other real estate property .....	378	2 417	10 680	114	88	20	5	1	—	—	—	—	—
5312	Offices of real estate agents & brokers .....	5 941	53 939	229 427	1 203	941	173	58	18	8	3	1	1	—
53121	Offices of real estate agents & brokers .....	5 941	53 939	229 427	1 203	941	173	58	18	8	3	1	1	—
531210	Offices of real estate agents & brokers .....	5 941	53 939	229 427	1 203	941	173	58	18	8	3	1	1	—
5313	Activities related to real estate .....	14 725	125 745	527 963	1 466	960	237	128	87	29	19	4	2	—
53131	Real estate property managers .....	12 167	104 665	431 167	828	433	172	100	75	26	16	4	2	—
531311	Residential property managers .....	6 629	70 729	293 316	554	285	120	66	51	14	13	4	1	—
531312	Nonresidential property managers .....	3 538	33 936	137 851	274	148	52	34	24	12	3	—	—	—
53132	Offices of real estate appraisers .....	1 048	6 326	27 866	281	241	26	9	2	2	1	—	—	—
531320	Offices of real estate appraisers .....	1 048	6 326	27 866	281	241	26	9	2	2	1	—	—	—
53139	Other activities related to real estate .....	1 510	14 754	68 930	357	286	39	19	10	1	2	—	—	—
531390	Other activities related to real estate .....	1 510	14 754	68 930	357	286	39	19	10	1	2	—	—	—
532	Rental & leasing services .....	11 671	75 412	311 734	1 041	411	322	210	68	19	7	3	1	—
5321	Automotive equipment rental & leasing .....	4 007	27 896	118 267	187	95	49	13	15	9	2	3	1	—
53211	Passenger car rental & leasing .....	2 988	19 200	82 007	100	51	27	4	6	7	2	2	1	—
532111	Passenger car rental .....	2 847	17 800	76 497	86	42	24	4	5	6	2	2	1	—
532112	Passenger car leasing .....	141	1 400	5 510	14	9	3	—	1	1	—	—	—	—
53212	Truck, utility trailer & RV rental & leasing ..	1 019	8 696	36 260	87	44	22	9	9	2	—	1	—	—
532120	Truck, utility trailer & RV rental & leasing .....	1 019	8 696	36 260	87	44	22	9	9	2	—	1	—	—
5322	Consumer goods rental .....	5 059	22 593	90 199	552	211	154	153	25	4	5	—	—	—
53221	Consumer electronics & appliances rental .	138	842	4 003	30	18	9	3	—	—	—	—	—	—
532210	Consumer electronics & appliances rental .....	138	842	4 003	30	18	9	3	—	—	—	—	—	—
53222	Formal wear & costume rental .....	381	964	4 706	43	24	12	5	1	—	1	—	—	—
532220	Formal wear & costume rental .....	381	964	4 706	43	24	12	5	1	—	1	—	—	—
53223	Video tape & disc rental .....	2 852	7 039	29 212	342	104	104	121	13	—	—	—	—	—
532230	Video tape & disc rental .....	2 852	7 039	29 212	342	104	104	121	13	—	—	—	—	—
53229	Other consumer goods rental .....	1 688	13 748	52 278	137	65	29	24	11	4	4	—	—	—
532291	Home health equipment rental .....	606	4 840	19 123	38	15	11	5	4	1	2	—	—	—
532292	Recreational goods rental .....	102	418	2 851	30	24	3	2	1	—	—	—	—	—
532299	All other consumer goods rental .....	980	8 490	30 304	69	26	15	17	6	3	2	—	—	—
5323	General rental centers .....	722	4 941	22 125	116	29	68	15	4	—	—	—	—	—
53231	General rental centers .....	722	4 941	22 125	116	29	68	15	4	—	—	—	—	—
532310	General rental centers .....	722	4 941	22 125	116	29	68	15	4	—	—	—	—	—
5324	Commercial, industrial equip rental & leasing .....	1 883	19 982	81 143	186	76	51	29	24	6	—	—	—	—
53241	Const, trans, mining equip rental & leasing .....	867	9 015	36 903	79	27	25	13	11	3	—	—	—	—
532411	Commercial trans equip (exc MV) rental, lease .....	(B)	(D)	(D)	6	5	—	—	1	—	—	—	—	—
532412	Const, mining, forestry equip rental & leasing .....	(F)	(D)	(D)	73	22	25	13	10	3	—	—	—	—
53242	Office machinery & equipment rental & leasing .....	177	3 049	10 007	29	20	6	1	1	1	—	—	—	—
532420	Office machinery & equipment rental & leasing .....	177	3 049	10 007	29	20	6	1	1	1	—	—	—	—
53249	Oth commercial, industrial equip rental, lease .....	839	7 918	34 233	78	29	20	15	12	2	—	—	—	—
532490	Oth commercial, industrial equip rental, lease .....	839	7 918	34 233	78	29	20	15	12	2	—	—	—	—
533	Lessors of other nonfinancial intangible asset ..	528	3 937	18 913	37	17	6	7	5	1	1	—	—	—
5331	Lessors of other nonfinancial intangible asset .....	528	3 937	18 913	37	17	6	7	5	1	1	—	—	—
53311	Lessors of other nonfinancial intangible asset .....	528	3 937	18 913	37	17	6	7	5	1	1	—	—	—
533110	Lessors of other nonfinancial intangible asset .....	528	3 937	18 913	37	17	6	7	5	1	1	—	—	—

See footnotes at end of table.



**Table 2. The State—Employees, Payroll, and Establishments by Industry: 2000—Con.**

[Excludes most government employees, railroad employees, and self-employed persons. Size class 1 to 4 includes establishments with payroll, but no employees, during mid-March pay period. (D) denotes figures withheld to avoid disclosing data for individual companies; the data are included in broader industry totals. For explanation of terms, abbreviations, and data reliability/comparability, see introductory text]

NAICS code	Industry	Number of employees for week including March 12	Payroll (\$1,000)		Total number of establishments	Number of establishments by employment-size class								
			First quarter	Annual		1 to 4	5 to 9	10 to 19	20 to 49	50 to 99	100 to 249	250 to 499	500 to 999	1,000 or more
<b>54</b>	<b>Professional, scientific &amp; technical services.....</b>	<b>192 610</b>	<b>2 401 636</b>	<b>10 389 979</b>	<b>16 557</b>	<b>11 141</b>	<b>2 336</b>	<b>1 462</b>	<b>938</b>	<b>378</b>	<b>210</b>	<b>61</b>	<b>20</b>	<b>11</b>
541	Professional, scientific & technical services.....	192 610	2 401 636	10 389 979	16 557	11 141	2 336	1 462	938	378	210	61	20	11
5411	Legal services.....	18 903	205 402	956 111	3 448	2 501	533	259	118	22	11	4	—	—
54111	Offices of lawyers.....	16 859	188 412	885 645	3 086	2 288	438	216	110	20	10	4	—	—
541110	Offices of lawyers.....	16 859	188 412	885 645	3 086	2 288	438	216	110	20	10	4	—	—
54119	Other legal services.....	2 044	16 990	70 466	362	213	95	43	8	2	1	—	—	—
541191	Title abstract & settlement offices.....	1 920	15 438	63 854	324	180	92	43	6	2	1	—	—	—
541199	All other legal services.....	124	1 552	6 612	38	33	3	—	2	—	—	—	—	—
5412	Accounting, tax prep, bookkeep, payroll services.....	20 294	176 553	807 369	2 133	1 501	330	149	85	35	20	10	3	—
54121	Accounting, tax prep, bookkeep, payroll services.....	20 294	176 553	807 369	2 133	1 501	330	149	85	35	20	10	3	—
541211	Offices of certified public accountants ..	9 708	111 626	518 651	1 218	843	211	86	49	19	6	3	1	—
541213	Tax preparation services.....	3 480	8 243	22 401	249	162	35	25	14	3	6	4	—	—
541214	Payroll services.....	3 711	33 737	162 606	83	37	9	12	9	7	5	3	1	—
541219	Other accounting services.....	3 395	22 947	103 711	583	459	75	26	13	6	3	—	1	—
5413	Architectural, engineering & related services.....	39 775	548 381	2 208 591	2 249	1 229	375	300	198	88	43	9	3	4
54131	Architectural services.....	2 900	33 633	157 446	388	234	82	42	22	7	1	—	—	—
541310	Architectural services.....	2 900	33 633	157 446	388	234	82	42	22	7	1	—	—	—
54132	Landscape architectural services.....	800	4 658	23 848	141	98	25	10	4	4	—	—	—	—
541320	Landscape architectural services.....	800	4 658	23 848	141	98	25	10	4	4	—	—	—	—
54133	Engineering services.....	32 334	474 656	1 878 952	1 352	689	195	198	150	65	40	8	3	4
541330	Engineering services.....	32 334	474 656	1 878 952	1 352	689	195	198	150	65	40	8	3	4
54134	Drafting services.....	99	781	3 745	28	22	2	3	1	—	—	—	—	—
541340	Drafting services.....	99	781	3 745	28	22	2	3	1	—	—	—	—	—
54135	Building inspection services.....	331	2 467	11 039	91	67	19	3	2	—	—	—	—	—
541350	Building inspection services.....	331	2 467	11 039	91	67	19	3	2	—	—	—	—	—
54136	Geophysical surveying & mapping services.....	40	321	2 027	9	5	3	1	—	—	—	—	—	—
541360	Geophysical surveying & mapping services.....	40	321	2 027	9	5	3	1	—	—	—	—	—	—
54137	Surveying, mapping (exc geophysical) services.....	983	7 422	32 685	142	78	33	25	3	3	—	—	—	—
541370	Surveying, mapping (exc geophysical) services.....	983	7 422	32 685	142	78	33	25	3	3	—	—	—	—
54138	Testing laboratories.....	2 288	24 443	98 849	98	36	16	18	16	9	2	1	—	—
541380	Testing laboratories.....	2 288	24 443	98 849	98	36	16	18	16	9	2	1	—	—
5414	Specialized design services.....	2 857	26 627	112 135	647	502	83	43	15	3	—	1	—	—
54141	Interior design services.....	706	5 722	25 655	196	152	26	16	2	—	—	—	—	—
541410	Interior design services.....	706	5 722	25 655	196	152	26	16	2	—	—	—	—	—
54142	Industrial design services.....	(E)	(D)	(D)	26	22	3	—	—	—	—	1	—	—
541420	Industrial design services.....	(E)	(D)	(D)	26	22	3	—	—	—	—	1	—	—
54143	Graphic design services.....	1 626	13 593	59 754	411	316	53	27	13	2	—	—	—	—
541430	Graphic design services.....	1 626	13 593	59 754	411	316	53	27	13	2	—	—	—	—
54149	Other specialized design services.....	(C)	(D)	(D)	14	12	1	—	—	1	—	—	—	—
541490	Other specialized design services.....	(C)	(D)	(D)	14	12	1	—	—	1	—	—	—	—
5415	Computer systems design & related services.....	48 699	730 169	3 128 129	3 039	2 034	347	230	208	120	70	21	7	2
54151	Computer systems design & related services.....	48 699	730 169	3 128 129	3 039	2 034	347	230	208	120	70	21	7	2
541511	Custom computer programming services.....	19 104	294 274	1 255 786	1 168	783	123	85	88	52	26	5	6	—
541512	Computer systems design services.....	24 081	371 897	1 555 720	1 187	732	141	111	101	48	37	14	1	2
541513	Computer facilities management services.....	2 318	24 523	119 717	57	27	9	1	3	12	4	1	—	—
541519	Other computer related services.....	3 196	39 475	196 906	627	492	74	33	16	8	3	1	—	—
5416	Management, sci & tech consulting services.....	20 006	242 096	1 099 262	2 453	1 885	238	154	101	39	28	4	4	—
54161	Management consulting services.....	14 687	178 707	816 813	1 825	1 408	170	114	79	28	21	3	2	—
541611	Admin & gen management consulting services.....	8 821	105 716	476 640	845	642	73	54	42	16	14	2	2	—
541612	Human res & exec search consulting services.....	2 440	27 181	131 516	412	318	43	27	16	5	3	—	—	—
541613	Marketing consulting services.....	1 462	19 680	86 206	404	343	35	13	6	6	1	—	—	—
541614	Process, phys dist & log consulting services.....	1 358	17 980	86 519	91	57	9	14	7	1	2	1	—	—
541618	Other management consulting services.....	606	8 150	35 932	73	48	10	6	8	—	1	—	—	—
54162	Environmental consulting services.....	2 143	24 051	103 760	186	117	27	17	14	6	5	—	—	—
541620	Environmental consulting services.....	2 143	24 051	103 760	186	117	27	17	14	6	5	—	—	—
54169	Oth scientific & technical consulting services.....	3 176	39 338	178 689	442	360	41	23	8	5	2	1	2	—
541690	Oth scientific & technical consulting services.....	3 176	39 338	178 689	442	360	41	23	8	5	2	1	2	—
5417	Scientific R&D services.....	20 964	314 566	1 337 955	527	240	90	59	64	38	23	8	1	4
54171	R&D in physical, engineering & life sciences.....	16 931	278 828	1 190 417	436	192	77	51	55	32	17	8	1	3
541710	R&D in physical, engineering & life sciences.....	16 931	278 828	1 190 417	436	192	77	51	55	32	17	8	1	3
54172	R&D in social sciences & humanities.....	4 033	35 738	147 538	91	48	13	8	9	6	6	—	—	1
541720	R&D in social sciences & humanities.....	4 033	35 738	147 538	91	48	13	8	9	6	6	—	—	1
5418	Advertising & related services.....	8 240	69 005	340 477	755	475	117	68	63	23	6	2	1	—
54181	Advertising agencies.....	2 484	28 396	163 179	249	150	41	27	21	8	1	1	—	—
541810	Advertising agencies.....	2 484	28 396	163 179	249	150	41	27	21	8	1	1	—	—
54182	Public relations agencies.....	357	3 285	16 246	122	99	15	8	—	—	—	—	—	—
541820	Public relations agencies.....	357	3 285	16 246	122	99	15	8	—	—	—	—	—	—
54183	Media buying agencies.....	65	795	3 904	12	6	5	—	1	—	—	—	—	—
541830	Media buying agencies.....	65	795	3 904	12	6	5	—	1	—	—	—	—	—
54184	Media representatives.....	378	2 906	15 775	45	25	6	6	8	—	—	—	—	—
541840	Media representatives.....	378	2 906	15 775	45	25	6	6	8	—	—	—	—	—
54185	Display advertising.....	603	2 282	8 819	33	26	2	2	1	1	—	1	—	—
541850	Display advertising.....	603	2 282	8 819	33	26	2	2	1	1	—	1	—	—
54186	Direct mail advertising.....	3 254	21 082	87 002	107	42	13	12	24	10	5	—	1	—
541860	Direct mail advertising.....	3 254	21 082	87 002	107	42	13	12	24	10	5	—	1	—
54187	Advertising material distribution services.....	76	948	3 539	8	6	—	1	—	—	—	—	—	—

See footnotes at end of table.

Table 2. The State—Employees, Payroll, and Establishments by Industry: 2000—Con.

[Excludes most government employees, railroad employees, and self-employed persons. Size class 1 to 4 includes establishments with payroll, but no employees, during mid-March pay period. (D) denotes figures withheld to avoid disclosing data for individual companies; the data are included in broader industry totals. For explanation of terms, abbreviations, and data reliability/comparability, see introductory text]

NAICS code	Industry	Number of employees for week including March 12	Payroll (\$1,000)		Total number of establishments	Number of establishments by employment-size class									
			First quarter	Annual		1 to 4	5 to 9	10 to 19	20 to 49	50 to 99	100 to 249	250 to 499	500 to 999	1,000 or more	
<b>54</b>	<b>Professional, scientific &amp; technical services—Con.</b>														
541	Professional, scientific & technical services—Con.														
5418	Advertising & related services—Con.														
54187	Advertising material distribution services—Con.														
541870	Advertising material distribution services .....	76	948	3 539	8	6	—	1	—	1	—	—	—	—	—
54189	Other services related to advertising .....	1 023	9 311	42 013	179	121	35	12	8	3	—	—	—	—	—
541890	Other services related to advertising .....	1 023	9 311	42 013	179	121	35	12	8	3	—	—	—	—	—
5419	Oth professional, scientific, technical services .....	12 872	88 837	399 950	1 306	774	223	200	86	10	9	2	1	1	1
54191	Marketing research & public opinion polling .....	2 541	21 948	97 708	97	47	13	13	16	—	7	1	—	—	—
541910	Marketing research & public opinion polling .....	2 541	21 948	97 708	97	47	13	13	16	—	7	1	—	—	—
54192	Photographic services .....	1 102	4 433	22 621	320	235	53	28	4	—	—	—	—	—	—
541921	Photography studios, portrait .....	859	2 802	14 803	247	176	45	24	2	—	—	—	—	—	—
541922	Commercial photography .....	243	1 631	7 818	73	59	8	4	2	—	—	—	—	—	—
54193	Translation & interpretation services .....	333	2 262	12 434	40	32	1	3	2	1	1	—	—	—	—
541930	Translation & interpretation services .....	333	2 262	12 434	40	32	1	3	2	1	1	—	—	—	—
54194	Veterinary services .....	4 616	23 539	108 138	431	135	106	132	51	7	—	—	—	—	—
541940	Veterinary services .....	4 616	23 539	108 138	431	135	106	132	51	7	—	—	—	—	—
54199	All oth prof, scientific & technical services .....	4 280	36 655	159 049	418	325	50	24	13	2	1	1	1	1	1
541990	All oth prof, scientific & technical services .....	4 280	36 655	159 049	418	325	50	24	13	2	1	1	1	1	1
<b>55</b>	<b>Management of companies &amp; enterprises</b> .....	<b>53 398</b>	<b>746 325</b>	<b>3 077 775</b>	<b>814</b>	<b>271</b>	<b>131</b>	<b>109</b>	<b>139</b>	<b>60</b>	<b>58</b>	<b>27</b>	<b>12</b>	<b>7</b>	<b>7</b>
551	Management of companies & enterprises .....	53 398	746 325	3 077 775	814	271	131	109	139	60	58	27	12	7	7
5511	Management of companies & enterprises .....	53 398	746 325	3 077 775	814	271	131	109	139	60	58	27	12	7	7
55111	Management of companies & enterprises .....	53 398	746 325	3 077 775	814	271	131	109	139	60	58	27	12	7	7
551111	Offices of bank holding companies .....	99	972	4 990	12	6	3	1	2	—	—	—	—	—	—
551112	Offices of other holding companies .....	5 909	94 110	332 569	108	57	13	9	15	7	1	2	3	1	1
551114	Corp, subsidiary & regional managing offices .....	47 390	651 243	2 740 216	694	208	115	99	122	53	57	25	9	6	6
<b>56</b>	<b>Admin, support, waste mgt, remediation services</b> .....	<b>170 918</b>	<b>910 159</b>	<b>4 123 718</b>	<b>7 259</b>	<b>3 903</b>	<b>1 222</b>	<b>827</b>	<b>643</b>	<b>321</b>	<b>235</b>	<b>65</b>	<b>26</b>	<b>17</b>	<b>17</b>
561	Administrative & support services .....	164 343	852 478	3 875 798	6 917	3 771	1 159	766	596	293	225	64	26	17	17
5611	Office administrative services .....	10 914	119 313	498 889	636	349	91	84	59	32	15	5	1	—	—
56111	Office administrative services .....	10 914	119 313	498 889	636	349	91	84	59	32	15	5	1	—	—
561110	Office administrative services .....	10 914	119 313	498 889	636	349	91	84	59	32	15	5	1	—	—
5612	Facilities support services .....	4 516	36 046	151 654	91	24	24	13	11	8	8	1	1	1	1
56121	Facilities support services .....	4 516	36 046	151 654	91	24	24	13	11	8	8	1	1	1	1
561210	Facilities support services .....	4 516	36 046	151 654	91	24	24	13	11	8	8	1	1	1	1
5613	Employment services .....	64 781	334 511	1 581 236	782	253	69	64	126	107	117	28	8	10	10
56131	Employment placement agencies .....	4 926	23 739	111 024	188	98	28	15	19	14	12	1	1	—	—
561310	Employment placement agencies .....	4 926	23 739	111 024	188	98	28	15	19	14	12	1	1	—	—
56132	Temporary help services .....	44 309	227 344	1 021 387	521	132	34	42	97	85	98	23	6	4	4
561320	Temporary help services .....	44 309	227 344	1 021 387	521	132	34	42	97	85	98	23	6	4	4
56133	Employee leasing services .....	15 546	83 428	448 825	73	23	7	10	8	7	4	1	6	—	—
561330	Employee leasing services .....	15 546	83 428	448 825	73	23	7	10	8	7	4	1	6	—	—
5614	Business support services .....	9 793	56 583	246 959	615	340	94	80	65	22	9	3	1	1	1
56141	Document preparation services .....	830	4 251	18 776	88	68	10	3	4	1	1	—	—	—	—
561410	Document preparation services .....	830	4 251	18 776	88	68	10	3	4	1	1	—	—	—	—
56142	Telephone call centers .....	4 282	21 765	95 765	88	29	11	13	17	12	4	—	1	1	1
561421	Telephone answering services .....	715	3 036	13 406	40	14	5	7	11	3	—	—	—	—	—
561422	Telemarketing bureaus .....	3 567	18 729	82 359	48	15	6	6	6	9	4	—	1	1	1
56143	Business service centers .....	2 359	12 662	52 172	205	114	33	29	22	4	1	2	—	—	—
561431	Private mail centers .....	759	3 055	13 465	102	67	23	8	3	—	—	1	—	—	—
561439	Oth business service centers (incl copy shops) .....	1 600	9 607	38 707	103	47	10	21	19	4	1	1	—	—	—
56144	Collection agencies .....	1 111	7 873	33 362	95	45	22	13	10	4	1	—	—	—	—
561440	Collection agencies .....	1 111	7 873	33 362	95	45	22	13	10	4	1	—	—	—	—
56145	Credit bureaus .....	201	1 993	7 614	17	4	6	3	4	—	—	—	—	—	—
561450	Credit bureaus .....	201	1 993	7 614	17	4	6	3	4	—	—	—	—	—	—
56149	Other business support services .....	1 010	8 039	39 270	122	80	12	19	8	1	2	—	—	—	—
561491	Repossession services .....	150	981	3 874	20	12	2	3	3	—	—	—	—	—	—
561492	Court reporting & stenotype services .....	464	3 300	14 878	61	45	6	7	1	—	2	—	—	—	—
561499	All other business support services .....	396	3 758	20 518	41	23	4	9	4	1	—	—	—	—	—
5615	Travel arrangement & reservation services .....	3 177	20 763	89 889	521	329	127	50	8	4	3	—	—	—	—
56151	Travel agencies .....	1 977	11 961	49 529	424	279	106	34	3	2	—	—	—	—	—
561510	Travel agencies .....	1 977	11 961	49 529	424	279	106	34	3	2	—	—	—	—	—
56152	Tour operators .....	254	1 260	5 880	38	20	8	8	1	1	—	—	—	—	—
561520	Tour operators .....	254	1 260	5 880	38	20	8	8	1	1	—	—	—	—	—
56159	Oth travel arrangement & reservation services .....	946	7 542	34 480	59	30	13	8	4	1	3	—	—	—	—
561591	Convention and visitors bureaus .....	103	863	3 845	14	8	4	1	—	1	—	—	—	—	—
561599	All oth travel arrange & reservation services .....	843	6 679	30 635	45	22	9	7	4	—	3	—	—	—	—
5616	Investigation & security services .....	16 458	80 308	347 663	472	209	72	68	47	30	34	9	1	2	2
56161	Investigation, guard & armored car services .....	12 976	54 809	244 699	246	98	31	37	23	18	27	9	1	2	2
561611	Investigation services .....	1 947	8 788	41 164	109	57	20	14	9	4	3	2	—	—	—
561612	Security guards & patrol services .....	9 645	38 861	173 954	118	39	8	22	13	8	19	6	1	2	2
561613	Armored car services .....	1 384	7 160	29 581	19	2	3	1	1	6	5	1	—	—	—
56162	Security systems services .....	3 482	25 499	102 964	226	111	41	31	24	12	7	—	—	—	—
561621	Security systems services (except locksmiths) .....	3 093	23 074	92 505	153	62	27	24	22	11	7	—	—	—	—
561622	Locksmiths .....	389	2 425	10 459	73	49	14	7	2	1	—	—	—	—	—

See footnotes at end of table.

**Table 2. The State—Employees, Payroll, and Establishments by Industry: 2000—Con.**

[Excludes most government employees, railroad employees, and self-employed persons. Size class 1 to 4 includes establishments with payroll, but no employees, during mid-March pay period. (D) denotes figures withheld to avoid disclosing data for individual companies; the data are included in broader industry totals. For explanation of terms, abbreviations, and data reliability/comparability, see introductory text.]

NAICS code	Industry	Number of employees for week including March 12	Payroll (\$1,000)		Total number of establishments	Number of establishments by employment-size class											
			First quarter	Annual		1 to 4	5 to 9	10 to 19	20 to 49	50 to 99	100 to 249	250 to 499	500 to 999	1,000 or more			
<b>56</b>	<b>Admin. support, waste mgt, remediation services—Con.</b>																
561	Administrative & support services—Con.																
5617	Services to buildings & dwellings .....	42 574	152 210	730 060	3 286	1 960	598	365	240	72	29	12	7	3			
56171	Exterminating & pest control services .....	1 546	10 808	49 424	178	90	33	33	20	2	—	—	—	—			
561710	Exterminating & pest control services .....	1 546	10 808	49 424	178	90	33	33	20	2	—	—	—	—			
56172	Janitorial services .....	28 110	81 681	354 394	1 376	769	252	116	44	23	11	6	3				
561720	Janitorial services .....	28 110	81 681	354 394	1 376	769	252	116	44	23	11	6	3				
56173	Landscaping services .....	11 057	51 095	278 082	1 421	907	252	145	84	25	6	1	1				
561730	Landscaping services .....	11 057	51 095	278 082	1 421	907	252	145	84	25	6	1	1				
56174	Carpet & upholstery cleaning services .....	1 109	4 419	20 893	173	99	44	17	12	1	—	—	—				
561740	Carpet & upholstery cleaning services .....	1 109	4 419	20 893	173	99	44	17	12	1	—	—	—				
56179	Other services to buildings & dwellings .....	752	4 207	27 267	138	95	17	18	8	—	—	—	—				
561790	Other services to buildings & dwellings .....	752	4 207	27 267	138	95	17	18	8	—	—	—	—				
5619	Other support services .....	12 130	52 744	229 448	514	307	84	42	40	18	10	6	7				
56191	Packaging & labeling services .....	399	2 849	10 250	33	18	6	1	6	1	1	—	—				
561910	Packaging & labeling services .....	399	2 849	10 250	33	18	6	1	6	1	1	—	—				
56192	Convention & trade show organizers .....	2 855	14 965	64 787	99	53	23	6	11	2	1	1	2				
561920	Convention & trade show organizers .....	2 855	14 965	64 787	99	53	23	6	11	2	1	1	2				
56199	All other support services .....	8 876	34 930	154 411	382	236	55	35	23	15	8	5	5				
561990	All other support services .....	8 876	34 930	154 411	382	236	55	35	23	15	8	5	5				
562	Waste management & remediation services ...	6 575	57 681	247 920	342	132	63	61	47	28	10	1	—				
5621	Waste collection .....	3 331	25 585	111 002	171	61	32	35	24	14	4	1	—				
56211	Waste collection .....	3 331	25 585	111 002	171	61	32	35	24	14	4	1	—				
562111	Solid waste collection .....	3 045	23 333	101 198	149	50	28	32	22	12	4	1	—				
562112	Hazardous waste collection .....	88	786	3 369	7	3	2	1	—	1	—	—	—				
562119	Other waste collection .....	198	1 466	6 435	15	8	2	2	2	1	—	—	—				
5622	Waste treatment & disposal .....	1 065	15 814	69 350	48	14	10	9	9	5	1	—	—				
56221	Waste treatment & disposal .....	1 065	15 814	69 350	48	14	10	9	9	5	1	—	—				
562211	Hazardous waste treatment & disposal .....	490	11 063	48 857	14	5	2	2	2	2	1	—	—				
562212	Solid waste landfill .....	414	3 054	13 058	28	9	8	4	5	2	—	—	—				
562213	Solid waste combustors & incinerators .....	(C)	(D)	(D)	2	—	—	—	1	1	—	—	—				
562219	Other nonhazardous waste treatment & disposal .....	(B)	(D)	(D)	4	—	—	3	1	—	—	—	—				
5629	Remediation & oth waste management services .....	2 179	16 282	67 568	123	57	21	17	14	9	5	—	—				
56291	Remediation services .....	1 302	9 664	37 970	38	12	5	4	7	6	4	—	—				
562910	Remediation services .....	1 302	9 664	37 970	38	12	5	4	7	6	4	—	—				
56292	Materials recovery facilities .....	287	2 001	8 325	15	2	4	5	3	1	—	—	—				
562920	Materials recovery facilities .....	287	2 001	8 325	15	2	4	5	3	1	—	—	—				
56299	All other waste management services .....	590	4 617	21 273	70	43	12	8	4	2	1	—	—				
562991	Septic tank & related services .....	537	4 133	19 201	66	41	12	7	3	2	1	—	—				
562998	All other miscellaneous waste management .....	53	484	2 072	4	2	—	1	1	—	—	—	—				
<b>61</b>	<b>Educational services .....</b>	<b>54 213</b>	<b>365 624</b>	<b>1 546 771</b>	<b>1 550</b>	<b>716</b>	<b>226</b>	<b>181</b>	<b>236</b>	<b>109</b>	<b>64</b>	<b>11</b>	<b>4</b>	<b>3</b>			
611	Educational services .....	54 213	365 624	1 546 771	1 550	716	226	181	236	109	64	11	4	3			
6111	Elementary & secondary schools .....	19 205	112 751	464 209	408	52	32	56	135	82	47	4	—				
61111	Elementary & secondary schools .....	19 205	112 751	464 209	408	52	32	56	135	82	47	4	—				
611110	Elementary & secondary schools .....	19 205	112 751	464 209	408	52	32	56	135	82	47	4	—				
6112	Junior colleges .....	1 157	6 649	26 942	10	3	—	—	1	2	2	2	—				
61121	Junior colleges .....	1 157	6 649	26 942	10	3	—	—	1	2	2	2	—				
611210	Junior colleges .....	1 157	6 649	26 942	10	3	—	—	1	2	2	2	—				
6113	Colleges, universities & professional schools .....	24 947	197 508	831 761	50	12	4	3	6	4	10	4	4	3			
61131	Colleges, universities & professional schools .....	24 947	197 508	831 761	50	12	4	3	6	4	10	4	4	3			
611310	Colleges, universities & professional schools .....	24 947	197 508	831 761	50	12	4	3	6	4	10	4	4	3			
6114	Business schools & computer & mgt training .....	1 355	13 141	59 021	169	109	26	18	9	6	1	—	—				
61141	Business & secretarial schools .....	119	1 066	4 543	5	2	1	—	—	2	—	—	—				
611410	Business & secretarial schools .....	119	1 066	4 543	5	2	1	—	—	2	—	—	—				
61142	Computer training .....	838	8 774	40 328	82	48	15	8	7	3	1	—	—				
611420	Computer training .....	838	8 774	40 328	82	48	15	8	7	3	1	—	—				
61143	Professional, management development training .....	398	3 301	14 150	82	59	10	10	2	1	—	—	—				
611430	Professional, management development training .....	398	3 301	14 150	82	59	10	10	2	1	—	—	—				
6115	Technical & trade schools .....	1 593	8 507	37 157	131	61	32	15	17	4	2	—	—				
61151	Technical & trade schools .....	1 593	8 507	37 157	131	61	32	15	17	4	2	—	—				
611511	Cosmetology & barber schools .....	234	912	4 204	39	18	13	6	2	—	—	—	—				
611512	Flight training .....	115	361	1 607	15	9	2	2	2	—	—	—	—				
611513	Apprenticeship training .....	206	1 095	4 414	24	10	7	4	3	—	—	—	—				
611519	Other technical & trade schools .....	1 038	6 139	26 932	53	24	10	3	10	4	2	—	—				
6116	Other schools & instruction .....	5 034	18 713	67 447	673	399	120	82	59	11	2	—	—				
61161	Fine arts schools .....	778	2 390	10 750	162	106	32	17	7	—	—	—	—				
611610	Fine arts schools .....	778	2 390	10 750	162	106	32	17	7	—	—	—	—				
61162	Sports & recreation instruction .....	1 115	2 940	15 012	190	126	36	13	11	4	—	—	—				
611620	Sports & recreation instruction .....	1 115	2 940	15 012	190	126	36	13	11	4	—	—	—				
61163	Language schools .....	264	575	2 451	23	10	5	3	3	2	—	—	—				
611630	Language schools .....	264	575	2 451	23	10	5	3	3	2	—	—	—				
61169	All other schools & instruction .....	2 877	12 808	59 234	298	157	47	49	38	5	2	—	—				
611691	Exam preparation & tutoring .....	1 480	5 739	25 859	113	49	20	19	21	2	—	—	—				
611692	Automobile driving schools .....	359	968	4 918	63	36	16	7	4	—	—	—	—				
611699	All other miscellaneous schools & instruction .....	1 038	6 101	28 457	122	72	11	23	13	3	—	—	—				
6117	Educational support services .....	922	8 355	40 234	109	80	12	7	9	—	—	1	—				
61171	Educational support services .....	922	8 355	40 234	109	80	12	7	9	—	—	1	—				
611710	Educational support services .....	922	8 355	40 234	109	80	12	7	9	—	—	1	—				

See footnotes at end of table.

**Table 2. The State—Employees, Payroll, and Establishments by Industry: 2000—Con.**

[Excludes most government employees, railroad employees, and self-employed persons. Size class 1 to 4 includes establishments with payroll, but no employees, during mid-March pay period. (D) denotes figures withheld to avoid disclosing data for individual companies; the data are included in broader industry totals. For explanation of terms, abbreviations, and data reliability/comparability, see introductory text]

NAICS code	Industry	Number of employees for week including March 12	Payroll (\$1,000)		Total number of establishments	Number of establishments by employment-size class									
			First quarter	Annual		1 to 4	5 to 9	10 to 19	20 to 49	50 to 99	100 to 249	250 to 499	500 to 999	1,000 or more	
<b>62</b>	<b>Health care and social assistance . . . . .</b>	<b>259 960</b>	<b>1 917 655</b>	<b>8 268 262</b>	<b>13 196</b>	<b>6 549</b>	<b>3 187</b>	<b>1 757</b>	<b>973</b>	<b>327</b>	<b>280</b>	<b>61</b>	<b>26</b>	<b>36</b>	
621	Ambulatory health care services . . . . .	84 594	755 230	3 457 784	9 570	5 148	2 489	1 169	552	140	49	17	5	1	
6211	Offices of physicians . . . . .	35 388	404 832	1 897 790	4 541	2 528	1 104	539	298	57	10	3	2	—	
621111	Offices of physicians . . . . .	35 388	404 832	1 897 790	4 541	2 528	1 104	539	298	57	10	3	2	—	
6211111	Offices of physicians (exc mental health) . . . . .	34 244	391 902	1 843 480	4 254	2 292	1 076	524	293	55	9	3	2	—	
6211112	Offices of physicians, mental health . . . . .	1 144	12 930	54 310	287	236	28	15	5	2	1	—	—	—	
6212	Offices of dentists . . . . .	13 553	100 341	460 542	2 396	1 189	861	290	54	2	—	—	—	—	
62121	Offices of dentists . . . . .	13 553	100 341	460 542	2 396	1 189	861	290	54	2	—	—	—	—	
621210	Offices of dentists . . . . .	13 553	100 341	460 542	2 396	1 189	861	290	54	2	—	—	—	—	
6213	Offices of other health practitioners . . . . .	9 592	59 805	291 388	1 616	1 067	339	168	28	7	3	3	1	—	
62131	Offices of chiropractors . . . . .	1 068	6 429	30 254	309	231	63	13	2	—	—	—	—	—	
621310	Offices of chiropractors . . . . .	1 068	6 429	30 254	309	231	63	13	2	—	—	—	—	—	
62132	Offices of optometrists . . . . .	1 465	9 556	41 356	252	134	69	44	4	1	—	—	—	—	
621320	Offices of optometrists . . . . .	1 465	9 556	41 356	252	134	69	44	4	1	—	—	—	—	
62133	Offices of other mental health practitioners . . . . .	1 417	11 392	50 462	284	230	31	17	3	1	—	2	—	—	
621330	Offices of other mental health practitioners . . . . .	1 417	11 392	50 462	284	230	31	17	3	1	—	2	—	—	
62134	Offices of PT, OT, speech therapy & audiology . . . . .	3 112	19 776	89 438	386	209	90	67	13	4	2	1	—	—	
621340	Offices of PT, OT, speech therapy & audiology . . . . .	3 112	19 776	89 438	386	209	90	67	13	4	2	1	—	—	
62139	Offices of all other health practitioners . . . . .	2 530	12 652	79 878	385	263	86	27	6	1	1	—	1	—	
621391	Offices of podiatrists . . . . .	847	5 550	26 771	201	130	58	12	1	—	—	—	—	—	
621399	Offices of all other misc health practitioners . . . . .	1 683	7 102	53 107	184	133	28	15	5	1	1	—	1	—	
6214	Outpatient care centers . . . . .	11 017	90 834	380 358	467	115	110	105	91	28	13	4	1	—	
62141	Family planning centers . . . . .	360	1 922	8 852	28	7	9	5	6	1	—	—	—	—	
621410	Family planning centers . . . . .	360	1 922	8 852	28	7	9	5	6	1	—	—	—	—	
62142	Outpatient mental health, substance abuse ctrs . . . . .	2 064	13 293	55 445	111	36	36	14	16	4	5	—	—	—	
621420	Outpatient mental health, substance abuse ctrs . . . . .	2 064	13 293	55 445	111	36	36	14	16	4	5	—	—	—	
62149	Other outpatient care centers . . . . .	8 593	75 619	316 061	328	72	65	86	69	23	8	4	1	—	
621491	HMO medical centers . . . . .	2 137	18 486	80 220	25	2	1	12	3	1	3	2	1	—	
621492	Kidney dialysis centers . . . . .	1 370	10 148	43 001	77	13	10	30	19	5	—	—	—	—	
621493	Freestanding ambulatory surgery, emergency ctr . . . . .	773	7 077	36 993	48	9	10	15	12	2	—	—	—	—	
621498	All other outpatient care centers . . . . .	4 313	39 908	155 847	178	48	44	29	35	15	5	2	—	—	
6215	Medical & diagnostic laboratories . . . . .	3 798	33 290	146 951	225	120	33	36	23	9	2	1	—	1	
62151	Medical & diagnostic laboratories . . . . .	3 798	33 290	146 951	225	120	33	36	23	9	2	1	—	1	
621511	Medical laboratories . . . . .	2 380	19 837	89 948	104	68	9	14	5	4	2	1	—	1	
621512	Diagnostic Imaging centers . . . . .	1 418	13 453	57 003	121	52	24	22	18	5	—	—	—	—	
6216	Home health care services . . . . .	8 171	47 031	195 810	240	103	28	17	42	29	16	5	—	—	
62161	Home health care services . . . . .	8 171	47 031	195 810	240	103	28	17	42	29	16	5	—	—	
621610	Home health care services . . . . .	8 171	47 031	195 810	240	103	28	17	42	29	16	5	—	—	
6219	Other ambulatory health care services . . . . .	3 075	19 097	84 945	85	26	14	14	16	8	5	1	1	—	
62191	Ambulance services . . . . .	1 745	8 097	35 322	44	13	7	6	9	3	5	1	—	—	
621910	Ambulance services . . . . .	1 745	8 097	35 322	44	13	7	6	9	3	5	1	—	—	
62199	All other ambulatory health care services . . . . .	1 330	11 000	49 623	41	13	7	8	7	5	—	—	1	—	
621991	Blood & organ banks . . . . .	882	7 818	35 980	13	3	3	2	2	—	—	—	1	—	
621999	All oth misc ambulatory health care services . . . . .	448	3 182	13 643	28	10	4	6	5	3	—	—	—	—	
622	Hospitals . . . . .	84 849	745 567	3 040 665	83	6	—	—	—	3	10	15	15	34	
6221	General medical & surgical hospitals . . . . .	74 441	645 401	2 631 956	58	2	—	—	—	1	5	8	11	31	
62211	General medical & surgical hospitals . . . . .	74 441	645 401	2 631 956	58	2	—	—	—	1	5	8	11	31	
622110	General medical & surgical hospitals . . . . .	74 441	645 401	2 631 956	58	2	—	—	—	1	5	8	11	31	
6222	Psychiatric & substance abuse hospitals . . . . .	7 033	66 510	271 245	18	2	—	—	—	2	5	4	3	2	
62221	Psychiatric & substance abuse hospitals . . . . .	7 033	66 510	271 245	18	2	—	—	—	2	5	4	3	2	
622210	Psychiatric & substance abuse hospitals . . . . .	7 033	66 510	271 245	18	2	—	—	—	2	5	4	3	2	
6223	Other specialty hospitals . . . . .	3 375	33 656	137 464	7	2	—	—	—	—	—	3	1	1	
62231	Other specialty hospitals . . . . .	3 375	33 656	137 464	7	2	—	—	—	—	—	3	1	1	
622310	Other specialty hospitals . . . . .	3 375	33 656	137 464	7	2	—	—	—	—	—	3	1	1	
623	Nursing & residential care facilities . . . . .	51 026	253 493	1 056 628	1 179	436	224	126	101	96	178	13	4	1	
6231	Nursing care facilities . . . . .	26 940	143 694	594 891	252	45	11	10	18	31	128	7	2	—	
62311	Nursing care facilities . . . . .	26 940	143 694	594 891	252	45	11	10	18	31	128	7	2	—	
623110	Nursing care facilities . . . . .	26 940	143 694	594 891	252	45	11	10	18	31	128	7	2	—	
6232	Residential mental retardation, health facil . . . . .	8 310	38 006	157 523	472	238	118	45	30	21	18	1	1	—	
62321	Residential mental retardation facilities . . . . .	5 705	24 341	99 721	384	224	92	27	11	15	14	—	1	—	
623210	Residential mental retardation facilities . . . . .	5 705	24 341	99 721	384	224	92	27	11	15	14	—	1	—	
62322	Residential mental health, subst abuse facil . . . . .	2 605	13 665	57 802	88	14	26	18	19	6	4	1	—	—	
623220	Residential mental health, subst abuse facil . . . . .	2 605	13 665	57 802	88	14	26	18	19	6	4	1	—	—	
6233	Community care facilities for the elderly . . . . .	12 314	53 162	226 770	328	125	60	41	37	34	25	4	1	1	
62331	Community care facilities for the elderly . . . . .	12 314	53 162	226 770	328	125	60	41	37	34	25	4	1	1	
623311	Continuing care retirement communities . . . . .	7 657	35 000	145 464	70	10	6	4	14	12	18	4	1	1	
623312	Homes for the elderly . . . . .	4 657	18 162	81 306	258	115	54	37	23	22	7	—	—	—	
6239	Other residential care facilities . . . . .	3 462	18 631	77 444	127	28	35	30	16	10	7	1	—	—	
62399	Other residential care facilities . . . . .	3 462	18 631	77 444	127	28	35	30	16	10	7	1	—	—	
623990	Other residential care facilities . . . . .	3 462	18 631	77 444	127	28	35	30	16	10	7	1	—	—	
624	Social assistance . . . . .	39 491	163 365	713 185	2 364	959	474	462	320	88	43	16	2	—	

See footnotes at end of table.

**Table 2. The State—Employees, Payroll, and Establishments by Industry: 2000—Con.**

[Excludes most government employees, railroad employees, and self-employed persons. Size class 1 to 4 includes establishments with payroll, but no employees, during mid-March pay period. (D) denotes figures withheld to avoid disclosing data for individual companies; the data are included in broader industry totals. For explanation of terms, abbreviations, and data reliability/comparability, see introductory text.]

NAICS code	Industry	Number of employees for week including March 12	Payroll (\$1,000)		Total number of establishments	Number of establishments by employment-size class											
			First quarter	Annual		1 to 4	5 to 9	10 to 19	20 to 49	50 to 99	100 to 249	250 to 499	500 to 999	1,000 or more			
<b>62</b>	<b>Health care and social assistance— Con.</b>																
624	Social assistance—Con.				749	297	149	138	98	34	22	10	1	—	—	—	—
6241	Individual & family services.....	15 757	71 921	298 038													
62411	Child & youth services.....	2 479	12 868	53 340	134	46	34	24	19	8	2	1	—	—	—	—	—
624110	Child & youth services.....	2 479	12 868	53 340	134	46	34	24	19	8	2	1	—	—	—	—	—
62412	Services for elderly & disabled persons ...	8 060	31 529	130 789	240	63	52	48	40	14	15	7	1	—	—	—	—
624120	Services for elderly & disabled persons .	8 060	31 529	130 789	240	63	52	48	40	14	15	7	1	—	—	—	—
62419	Other individual & family services .....	5 218	27 524	113 909	375	188	63	66	39	12	5	2	—	—	—	—	—
624190	Other individual & family services .....	5 218	27 524	113 909	375	188	63	66	39	12	5	2	—	—	—	—	—
6242	Community, emergency & other relief services.....	2 618	16 321	69 876	184	95	41	17	21	6	3	1	—	—	—	—	—
62421	Community food services.....	475	2 076	8 661	64	41	10	7	5	1	—	—	—	—	—	—	—
624210	Community food services.....	475	2 076	8 661	64	41	10	7	5	1	—	—	—	—	—	—	—
62422	Community housing services.....	1 233	6 199	25 256	90	37	24	9	15	4	1	—	—	—	—	—	—
624221	Temporary shelters .....	683	3 263	13 087	41	11	13	7	7	2	1	—	—	—	—	—	—
624229	Other community housing services.....	550	2 936	12 169	49	26	11	2	8	2	—	—	—	—	—	—	—
62423	Emergency & other relief services.....	910	8 046	35 959	30	17	7	1	1	1	2	1	—	—	—	—	—
624230	Emergency & other relief services.....	910	8 046	35 959	30	17	7	1	1	1	2	1	—	—	—	—	—
6243	Vocational rehabilitation services .....	6 921	27 143	115 966	161	48	25	18	27	26	12	4	1	—	—	—	—
62431	Vocational rehabilitation services .....	6 921	27 143	115 966	161	48	25	18	27	26	12	4	1	—	—	—	—
624310	Vocational rehabilitation services .....	6 921	27 143	115 966	161	48	25	18	27	26	12	4	1	—	—	—	—
6244	Child day care services.....	14 195	47 980	229 305	1 270	519	259	289	174	22	6	1	—	—	—	—	—
62441	Child day care services.....	14 195	47 980	229 305	1 270	519	259	289	174	22	6	1	—	—	—	—	—
624410	Child day care services.....	14 195	47 980	229 305	1 270	519	259	289	174	22	6	1	—	—	—	—	—
<b>71</b>	<b>Arts, entertainment &amp; recreation .....</b>	<b>30 817</b>	<b>165 933</b>	<b>841 862</b>	<b>1 866</b>	<b>1 018</b>	<b>268</b>	<b>223</b>	<b>215</b>	<b>87</b>	<b>40</b>	<b>14</b>	<b>1</b>	<b>—</b>	<b>—</b>	<b>—</b>	<b>—</b>
711	Performing arts, spectator sports & related industries.....	6 503	87 760	470 749	510	376	54	34	22	6	12	6	—	—	—	—	—
7111	Performing arts companies.....	1 939	9 625	39 197	127	81	19	10	7	4	5	1	—	—	—	—	—
71111	Theater companies & dinner theaters.....	1 196	5 514	22 383	55	27	10	6	4	3	5	—	—	—	—	—	—
711110	Theater companies & dinner theaters.....	1 196	5 514	22 383	55	27	10	6	4	3	5	—	—	—	—	—	—
71112	Dance companies.....(D)	(D)	(D)	(D)	3	1	1	—	—	—	—	—	—	—	—	—	—
711120	Dance companies.....(B)	(B)	(D)	(D)	3	1	1	—	—	—	—	—	—	—	—	—	—
71113	Musical groups & artists.....	693	3 912	15 640	58	43	8	2	3	1	—	1	—	—	—	—	—
711130	Musical groups & artists.....	693	3 912	15 640	58	43	8	2	3	1	—	1	—	—	—	—	—
71119	Other performing arts companies.....(B)	(D)	(D)	(D)	11	10	—	1	—	—	—	—	—	—	—	—	—
711190	Other performing arts companies.....(B)	(D)	(D)	(D)	11	10	—	1	—	—	—	—	—	—	—	—	—
7112	Spectator sports.....	2 791	66 731	379 258	119	74	16	13	7	—	5	4	—	—	—	—	—
71121	Spectator sports.....	2 791	66 731	379 258	119	74	16	13	7	—	5	4	—	—	—	—	—
711211	Sports teams and clubs.....	1 152	58 238	341 968	16	6	2	—	2	—	5	1	—	—	—	—	—
711212	Racetracks.....(G)	(D)	(D)	(D)	16	11	—	1	1	—	—	3	—	—	—	—	—
711219	Other spectator sports.....(E)	(D)	(D)	(D)	87	57	14	12	4	—	—	—	—	—	—	—	—
7113	Promoters of entertainment events.....	1 011	3 697	18 057	67	48	7	5	4	1	1	1	—	—	—	—	—
71131	Promoters of entertainment events with facility.....	602	1 856	8 641	18	12	1	1	2	1	—	1	—	—	—	—	—
711310	Promoters of entertainment events with facility.....	602	1 856	8 641	18	12	1	1	2	1	—	1	—	—	—	—	—
71132	Promoters of entertainment events without facility.....	409	1 841	9 416	49	36	6	4	2	—	1	—	—	—	—	—	—
711320	Promoters of entertainment events without facility.....	409	1 841	9 416	49	36	6	4	2	—	1	—	—	—	—	—	—
7114	Agents, managers for artists & other public figures.....	320	3 551	14 164	38	30	4	2	1	—	1	—	—	—	—	—	—
71141	Agents, managers for artists & other public figures.....	320	3 551	14 164	38	30	4	2	1	—	1	—	—	—	—	—	—
711410	Agents, managers for artists & other public figures.....	320	3 551	14 164	38	30	4	2	1	—	1	—	—	—	—	—	—
7115	Independent artists, writers & performers ...	442	4 156	20 073	159	143	8	4	3	1	—	—	—	—	—	—	—
71151	Independent artists, writers & performers .	442	4 156	20 073	159	143	8	4	3	1	—	—	—	—	—	—	—
711510	Independent artists, writers & performers .....	442	4 156	20 073	159	143	8	4	3	1	—	—	—	—	—	—	—
712	Museums, historical sites & like institutions ...	1 939	8 303	37 823	81	37	20	10	7	2	3	2	—	—	—	—	—
7121	Museums, historical sites & like institutions ..	1 939	8 303	37 823	81	37	20	10	7	2	3	2	—	—	—	—	—
71211	Museums.....	1 029	4 445	19 177	56	25	16	6	4	2	3	—	—	—	—	—	—
712110	Museums.....	1 029	4 445	19 177	56	25	16	6	4	2	3	—	—	—	—	—	—
71212	Historical sites.....(C)	(D)	(D)	(D)	13	8	1	2	2	—	—	—	—	—	—	—	—
712120	Historical sites.....(C)	(D)	(D)	(D)	13	8	1	2	2	—	—	—	—	—	—	—	—
71213	Zoos & botanical gardens.....(F)	(D)	(D)	(D)	6	—	3	1	—	—	—	2	—	—	—	—	—
712130	Zoos & botanical gardens.....(F)	(D)	(D)	(D)	6	—	3	1	—	—	—	2	—	—	—	—	—
71219	Nature parks & other similar institutions ...	(B)	(D)	(D)	6	4	—	1	1	—	—	—	—	—	—	—	—
712190	Nature parks & other similar institutions ..	(B)	(D)	(D)	6	4	—	1	1	—	—	—	—	—	—	—	—
713	Amusement, gambling & recreation industries .	22 375	69 870	333 290	1 275	605	194	179	186	79	25	6	1	—	—	—	—
7131	Amusement parks & arcades.....	980	2 837	17 237	55	30	8	6	5	5	—	1	—	—	—	—	—
71311	Amusement & theme parks.....	404	1 482	10 941	7	3	1	1	1	—	—	1	—	—	—	—	—
713110	Amusement & theme parks.....	404	1 482	10 941	7	3	1	1	1	—	—	1	—	—	—	—	—
71312	Amusement arcades.....	576	1 355	6 296	48	27	7	5	4	5	—	—	—	—	—	—	—
713120	Amusement arcades.....	576	1 355	6 296	48	27	7	5	4	5	—	—	—	—	—	—	—
7132	Gambling industries.....	333	883	3 580	29	13	7	3	5	1	—	—	—	—	—	—	—
71329	Other gambling industries.....	333	883	3 580	29	13	7	3	5	1	—	—	—	—	—	—	—
713290	Other gambling industries.....	333	883	3 580	29	13	7	3	5	1	—	—	—	—	—	—	—
7139	Other amusement & recreation industries ...	21 062	66 150	312 473	1 191	562	179	170	176	73	25	5	1	—	—	—	—
71391	Golf courses & country clubs.....	5 702	23 927	119 532	142	33	12	17	37	32	10	1	—	—	—	—	—
713910	Golf courses & country clubs.....	5 702	23 927	119 532	142	33	12	17	37	32	10	1	—	—	—	—	—
71392	Skiing facilities.....(E)	(D)	(D)	(D)	3	1	—	—	1	—	—	1	—	—	—	—	—
713920	Skiing facilities.....(E)	(D)	(D)	(D)	3	1	—	—	1	—	—	1	—	—	—	—	—
71393	Marinas.....	1 172	6 153	30 207	187	99	53	27	7	1	—	—	—	—	—	—	—
713930	Marinas.....	1 172	6 153	30 207	187	99	53	27	7	1	—	—	—	—			

**Table 2. The State—Employees, Payroll, and Establishments by Industry: 2000—Con.**

[Excludes most government employees, railroad employees, and self-employed persons. Size class 1 to 4 includes establishments with payroll, but no employees, during mid-March pay period. (D) denotes figures withheld to avoid disclosing data for individual companies; the data are included in broader industry totals. For explanation of terms, abbreviations, and data reliability/comparability, see introductory text]

NAICS code	Industry	Number of employees for week including March 12	Payroll (\$1,000)		Total number of establishments	Number of establishments by employment-size class								
			First quarter	Annual		1 to 4	5 to 9	10 to 19	20 to 49	50 to 99	100 to 249	250 to 499	500 to 999	1,000 or more
<b>71</b>	<b>Arts, entertainment &amp; recreation—Con.</b>													
713	Amusement, gambling & recreation industries—Con.													
7139	Other amusement & recreation industries—Con.													
71399	All other amusement & recreation industries .....	1 925	7 354	37 111	263	159	50	34	15	3	1	1	—	—
713990	All other amusement & recreation industries .....	1 925	7 354	37 111	263	159	50	34	15	3	1	1	—	—
<b>72</b>	<b>Accommodation &amp; food services .....</b>	<b>166 041</b>	<b>472 392</b>	<b>2 116 608</b>	<b>8 849</b>	<b>3 192</b>	<b>1 436</b>	<b>1 479</b>	<b>1 947</b>	<b>604</b>	<b>172</b>	<b>17</b>	<b>2</b>	<b>—</b>
721	Accommodation .....	21 404	88 826	410 503	737	273	95	105	148	60	46	9	1	—
7211	Traveler accommodation .....	20 730	87 112	399 615	634	205	75	96	144	59	45	9	1	—
72111	Hotels (exc casino hotels) & motels .....	20 415	86 314	395 221	585	177	61	92	142	58	45	9	1	—
721110	Hotels (exc casino hotels) & motels .....	20 415	86 314	395 221	585	177	61	92	142	58	45	9	1	—
72119	Other traveler accommodation .....	315	798	4 394	49	28	14	4	2	1	—	—	—	—
721191	Bed & breakfast inns .....	312	784	4 186	45	24	14	4	2	1	—	—	—	—
721199	All other traveler accommodation .....	3	14	208	4	4	—	—	—	—	—	—	—	—
7212	RV parks & recreational camps .....	484	1 213	8 441	73	47	13	9	3	—	1	—	—	—
72121	RV parks & recreational camps .....	484	1 213	8 441	73	47	13	9	3	—	1	—	—	—
721211	RV parks & campgrounds .....	167	574	3 836	33	22	7	2	2	—	—	—	—	—
721214	Recreational, vacation camps (exc campgrounds) .....	317	639	4 605	40	25	6	7	1	—	1	—	—	—
7213	Rooming & boarding houses .....	190	501	2 447	30	21	7	—	1	1	—	—	—	—
72131	Rooming & boarding houses .....	190	501	2 447	30	21	7	—	1	1	—	—	—	—
721310	Rooming & boarding houses .....	190	501	2 447	30	21	7	—	1	1	—	—	—	—
722	Food services & drinking places .....	144 637	383 566	1 706 105	8 112	2 919	1 341	1 374	1 799	544	126	8	1	—
7221	Full-service restaurants .....	72 927	203 750	903 517	3 142	905	504	529	764	344	92	4	—	—
72211	Full-service restaurants .....	72 927	203 750	903 517	3 142	905	504	529	764	344	92	4	—	—
722110	Full-service restaurants .....	72 927	203 750	903 517	3 142	905	504	529	764	344	92	4	—	—
7222	Limited-service eating places .....	57 054	131 058	572 963	3 743	1 380	578	678	916	174	16	—	1	—
72221	Limited-service eating places .....	57 054	131 058	572 963	3 743	1 380	578	678	916	174	16	—	1	—
722211	Limited-service restaurants .....	50 441	114 088	498 947	3 073	1 078	450	538	823	169	14	—	1	—
722212	Cafeterias .....	901	2 668	11 394	85	40	21	10	13	1	—	—	—	—
722213	Snack & nonalcoholic beverage bars ..	5 722	14 302	62 622	585	262	107	130	80	4	2	—	—	—
7223	Special food services .....	10 841	39 196	186 312	585	233	123	105	79	23	18	4	—	—
72231	Food service contractors .....	7 048	26 427	118 356	333	104	83	75	41	14	13	3	—	—
722310	Food service contractors .....	7 048	26 427	118 356	333	104	83	75	41	14	13	3	—	—
72232	Caterers .....	3 360	11 730	57 810	199	91	31	28	35	9	4	1	—	—
722320	Caterers .....	3 360	11 730	57 810	199	91	31	28	35	9	4	1	—	—
72233	Mobile food services .....	433	1 039	10 146	53	38	9	2	3	—	1	—	—	—
722330	Mobile food services .....	433	1 039	10 146	53	38	9	2	3	—	1	—	—	—
7224	Drinking places (alcoholic beverages) .....	3 815	9 562	43 313	642	401	136	62	40	3	—	—	—	—
72241	Drinking places (alcoholic beverages) ..	3 815	9 562	43 313	642	401	136	62	40	3	—	—	—	—
722410	Drinking places (alcoholic beverages) ..	3 815	9 562	43 313	642	401	136	62	40	3	—	—	—	—
<b>81</b>	<b>Other services (except public administration) .....</b>	<b>112 244</b>	<b>623 674</b>	<b>2 614 592</b>	<b>13 346</b>	<b>7 596</b>	<b>2 981</b>	<b>1 638</b>	<b>838</b>	<b>197</b>	<b>76</b>	<b>16</b>	<b>4</b>	<b>—</b>
811	Repair & maintenance .....	28 247	205 829	872 273	4 164	2 480	946	499	198	25	12	3	1	—
8111	Automotive repair & maintenance .....	17 099	108 279	461 911	2 837	1 607	719	373	128	9	1	—	—	—
81111	Automotive mechanical & electrical R&M ..	8 006	54 082	231 099	1 773	1 118	485	139	30	1	—	—	—	—
811111	General automotive repair .....	6 370	41 943	178 210	1 478	963	381	114	20	—	—	—	—	—
811112	Automotive exhaust system repair .....	383	2 595	12 100	79	37	37	4	1	—	—	—	—	—
811113	Automotive transmission repair .....	579	4 924	21 212	101	56	34	5	5	1	—	—	—	—
811118	Other automotive mechanical & electrical R&M .....	674	4 620	19 577	115	62	33	16	4	—	—	—	—	—
81112	Automotive body, paint, interior & glass repair .....	4 955	39 214	168 755	682	322	170	148	40	2	—	—	—	—
811121	Automotive body, paint & interior R&M ..	4 343	34 406	149 067	577	261	144	134	36	2	—	—	—	—
811122	Automotive glass replacement shops .....	612	4 808	19 688	105	61	26	14	4	—	—	—	—	—
81119	Other automotive R&M .....	4 138	14 983	62 057	382	167	64	86	58	6	1	—	—	—
811191	Automotive oil change & lubrication shops .....	1 366	5 587	24 392	119	37	22	43	15	2	—	—	—	—
811192	Car washes .....	2 130	6 930	28 189	211	110	36	27	34	4	—	—	—	—
811198	All other automotive R&M .....	642	2 466	9 476	52	20	6	16	9	—	1	—	—	—
8112	Electronic & precision equipment R&M .....	4 460	49 036	194 830	329	185	59	44	27	5	6	2	1	—
81121	Electronic & precision equipment R&M .....	4 460	49 036	194 830	329	185	59	44	27	5	6	2	1	—
811211	Consumer electronics R&M .....	680	4 865	18 405	88	62	13	7	4	—	2	—	—	—
811212	Computer & office machine R&M .....	2 991	37 141	146 282	143	75	23	18	17	3	4	2	1	—
811213	Communication equipment R&M .....	275	2 552	10 746	23	8	5	5	4	1	—	—	—	—
811219	Other electronic & precision equipment R&M .....	514	4 478	19 397	75	40	18	14	2	1	—	—	—	—
8113	Commercial equipment (exc auto & elec) R&M .....	3 579	29 639	129 598	380	232	69	43	26	6	3	1	—	—
81131	Commercial equipment (exc auto & elec) R&M .....	3 579	29 639	129 598	380	232	69	43	26	6	3	1	—	—
811310	Commercial equipment (exc auto & elec) R&M .....	3 579	29 639	129 598	380	232	69	43	26	6	3	1	—	—
8114	Personal & household goods R&M .....	3 109	18 875	85 934	618	456	99	39	17	5	2	—	—	—
81141	Home, garden equipment & appliance R&M .....	1 437	9 780	45 043	183	123	32	15	6	5	2	—	—	—
811411	Home & garden equipment R&M .....	193	1 071	4 988	58	41	14	3	—	—	—	—	—	—
811412	Appliance repair & maintenance .....	1 244	8 709	40 055	125	82	18	12	6	5	2	—	—	—
81142	Reupholstery & furniture repair .....	568	2 978	13 444	147	111	24	8	4	—	—	—	—	—
811420	Reupholstery & furniture repair .....	568	2 978	13 444	147	111	24	8	4	—	—	—	—	—
81143	Footwear & leather goods repair .....	87	361	1 441	37	33	2	2	—	—	—	—	—	—
811430	Footwear & leather goods repair .....	87	361	1 441	37	33	2	2	—	—	—	—	—	—
81149	Other personal & household goods R&M ..	1 017	5 756	26 006	251	189	41	14	7	—	—	—	—	—
811490	Other personal & household goods R&M ..	1 017	5 756	26 006	251	189	41	14	7	—	—	—	—	—

See footnotes at end of table.

**Table 2. The State—Employees, Payroll, and Establishments by Industry: 2000—Con.**

[Excludes most government employees, railroad employees, and self-employed persons. Size class 1 to 4 includes establishments with payroll, but no employees, during mid-March pay period. (D) denotes figures withheld to avoid disclosing data for individual companies; the data are included in broader industry totals. For explanation of terms, abbreviations, and data reliability/comparability, see introductory text]

NAICS code	Industry	Number of employees for week including March 12	Payroll (\$1,000)		Total number of establishments	Number of establishments by employment-size class								
			First quarter	Annual		1 to 4	5 to 9	10 to 19	20 to 49	50 to 99	100 to 249	250 to 499	500 to 999	1,000 or more
<b>81</b>	<b>Other services (except public administration)—Con.</b>													
812	Personal & laundry services .....	31 233	128 543	542 493	4 097	2 351	902	532	255	40	13	2	2	—
8121	Personal care services .....	14 696	51 830	226 221	2 033	1 076	477	311	155	12	2	—	—	—
81211	Hair, nail & skin care services .....	13 378	47 618	207 304	1 790	917	427	286	148	11	1	—	—	—
812111	Barber shops .....	308	1 325	5 516	86	63	15	8	—	—	—	—	—	—
812112	Beauty salons .....	12 403	44 174	192 358	1 554	768	360	268	146	11	1	—	—	—
812113	Nail salons .....	667	2 119	9 430	150	86	52	10	2	—	—	—	—	—
81219	Other personal care services .....	1 318	4 212	18 917	243	159	50	25	7	1	1	—	—	—
812191	Diet & weight reducing centers .....	440	1 277	4 712	72	31	30	9	2	—	—	—	—	—
812199	Other personal care services .....	878	2 935	14 205	171	128	20	16	5	1	1	—	—	—
8122	Death care services .....	3 474	18 119	77 053	319	142	73	54	38	11	1	—	—	—
81221	Funeral homes .....	1 936	10 993	48 091	210	87	60	36	25	2	—	—	—	—
812210	Funeral homes .....	1 936	10 993	48 091	210	87	60	36	25	2	—	—	—	—
81222	Cemeteries & crematories .....	1 538	7 126	28 962	109	55	13	18	13	9	1	—	—	—
812220	Cemeteries & crematories .....	1 538	7 126	28 962	109	55	13	18	13	9	1	—	—	—
8123	Drycleaning & laundry services .....	6 337	26 999	113 883	899	570	181	94	35	11	7	1	—	—
81231	Coin-operated laundries & drycleaners ..	1 138	4 314	18 216	231	155	56	12	5	2	1	—	—	—
812310	Coin-operated laundries & drycleaners ..	1 138	4 314	18 216	231	155	56	12	5	2	1	—	—	—
81232	Drycleaning & laundry services (exc coin-op) .....	3 574	12 419	52 897	634	410	121	77	22	3	—	1	—	—
812320	Drycleaning & laundry services (exc coin-op) .....	3 574	12 419	52 897	634	410	121	77	22	3	—	1	—	—
81233	Linen & uniform supply .....	1 625	10 266	42 770	34	5	4	5	8	6	6	—	—	—
812331	Linen supply .....	465	2 540	11 189	13	1	3	4	2	1	2	—	—	—
812332	Industrial launderers .....	1 160	7 726	31 581	21	4	1	1	6	5	4	—	—	—
8129	Other personal services .....	6 726	31 595	125 336	846	563	171	73	27	6	3	1	2	—
81291	Pet care (except veterinary) services .....	746	2 438	11 841	167	112	35	15	5	—	—	—	—	—
812910	Pet care (except veterinary) services .....	746	2 438	11 841	167	112	35	15	5	—	—	—	—	—
81292	Photofinishing .....	2 780	16 527	63 780	146	58	60	13	9	2	2	1	1	—
812921	Photofinishing laboratories (except one-hour) .....	2 361	15 063	57 672	79	30	32	4	7	2	2	1	1	—
812922	One-hour photofinishing .....	419	1 464	6 108	67	28	28	9	2	—	—	—	—	—
81293	Parking lots & garages .....	2 155	8 395	30 631	244	167	34	27	11	4	—	—	1	—
812930	Parking lots & garages .....	2 155	8 395	30 631	244	167	34	27	11	4	—	—	1	—
81299	All other personal services .....	1 045	4 235	19 084	289	226	42	18	2	—	1	—	—	—
812990	All other personal services .....	1 045	4 235	19 084	289	226	42	18	2	—	1	—	—	—
<b>813</b>	<b>Religious, grantmaking, civic, prof &amp; like organizations</b> .....	<b>52 764</b>	<b>289 302</b>	<b>1 199 826</b>	<b>5 085</b>	<b>2 765</b>	<b>1 133</b>	<b>607</b>	<b>385</b>	<b>132</b>	<b>51</b>	<b>11</b>	<b>1</b>	<b>—</b>
8131	Religious organizations .....	28 856	117 526	477 025	2 785	1 467	669	314	231	79	17	7	1	—
81311	Religious organizations .....	28 856	117 526	477 025	2 785	1 467	669	314	231	79	17	7	1	—
813110	Religious organizations .....	28 856	117 526	477 025	2 785	1 467	669	314	231	79	17	7	1	—
8132	Grantmaking & giving services .....	3 627	35 586	147 245	283	167	51	31	16	11	6	1	—	—
81321	Grantmaking & giving services .....	3 627	35 586	147 245	283	167	51	31	16	11	6	1	—	—
813211	Grantmaking foundations .....	989	10 067	42 116	122	94	16	5	3	2	1	1	—	—
813212	Voluntary health organizations .....	1 751	16 278	67 363	98	35	22	21	11	6	3	—	—	—
813219	Other grantmaking & giving services .....	887	9 241	37 766	63	38	13	5	2	3	2	—	—	—
8133	Social advocacy organizations .....	2 185	15 552	69 897	214	116	39	28	23	5	3	—	—	—
81331	Social advocacy organizations .....	2 185	15 552	69 897	214	116	39	28	23	5	3	—	—	—
813311	Human rights organizations .....	381	3 432	16 752	27	11	4	6	4	2	—	—	—	—
813312	Environment & wildlife organizations .....	962	6 657	29 968	91	52	16	9	11	1	2	—	—	—
813319	Other social advocacy organizations .....	842	5 463	23 177	96	53	19	13	8	2	1	—	—	—
8134	Civic & social organizations .....	6 102	22 589	96 853	562	284	149	75	29	14	10	1	—	—
81341	Civic & social organizations .....	6 102	22 589	96 853	562	284	149	75	29	14	10	1	—	—
813410	Civic & social organizations .....	6 102	22 589	96 853	562	284	149	75	29	14	10	1	—	—
8139	Business, labor, political, like organizations ..	11 994	98 049	408 806	1 241	731	225	159	86	23	15	2	—	—
81391	Business associations .....	2 435	25 212	105 077	268	172	45	28	15	4	4	—	—	—
813910	Business associations .....	2 435	25 212	105 077	268	172	45	28	15	4	4	—	—	—
81392	Professional organizations .....	2 692	27 730	114 684	237	136	42	26	20	9	4	—	—	—
813920	Professional organizations .....	2 692	27 730	114 684	237	136	42	26	20	9	4	—	—	—
81393	Labor unions & similar labor organizations .....	3 641	26 987	112 034	294	151	61	45	22	10	4	1	—	—
813930	Labor unions & similar labor organizations .....	3 641	26 987	112 034	294	151	61	45	22	10	4	1	—	—
81394	Political organizations .....	177	841	3 364	51	42	5	2	2	—	—	—	—	—
813940	Political organizations .....	177	841	3 364	51	42	5	2	2	—	—	—	—	—
81399	Oth similar organizations (exc business, prof, labor, pol) .....	3 049	17 279	73 647	391	230	72	58	27	—	3	1	—	—
813990	Oth similar organizations (exc business, prof, labor, pol) .....	3 049	17 279	73 647	391	230	72	58	27	—	3	1	—	—
<b>95</b>	<b>Auxiliaries (exc corporate, subsidiary &amp; regional mgt)</b> .....	<b>20 542</b>	<b>295 391</b>	<b>1 105 067</b>	<b>308</b>	<b>75</b>	<b>58</b>	<b>57</b>	<b>53</b>	<b>19</b>	<b>28</b>	<b>12</b>	<b>4</b>	<b>2</b>
<b>99</b>	<b>Unclassified establishments</b> .....	<b>2 155</b>	<b>9 173</b>	<b>77 316</b>	<b>1 616</b>	<b>1 496</b>	<b>88</b>	<b>22</b>	<b>10</b>	<b>—</b>	<b>—</b>	<b>—</b>	<b>—</b>	<b>—</b>

Note: Employment-size classes are indicated as follows: A—0 to 19; B—20 to 99; C—100 to 249; E—250 to 499; F—500 to 999; G—1,000 to 2,499; H—2,500 to 4,999; I—5,000 to 9,999; J—10,000 to 24,999; K—25,000 to 49,999; L—50,000 to 99,999; M—100,000 or more.

**Table 3. The State—Employees and Annual Payroll by Employment-Size Class: 2000**

[Excludes most government employees, railroad employees, and self-employed persons. Size class 1 to 4 includes establishments with payroll, but no employees, during mid-March pay period. (D) denotes figures withheld to avoid disclosing data for individual companies; the data are included in broader industry totals. For explanation of terms, abbreviations, and data reliability/comparability, see introductory text]

NAICS code	Major group	Total	Employment-size class								
			1 to 4	5 to 9	10 to 19	20 to 49	50 to 99	100 to 249	250 to 499	500 to 999	1,000 or more
	<b>Total number of employees ..</b>	<b>2 058 304</b>	<b>114 587</b>	<b>166 323</b>	<b>226 912</b>	<b>344 358</b>	<b>279 859</b>	<b>370 105</b>	<b>200 321</b>	<b>119 088</b>	<b>236 751</b>
	<b>Total payroll, annual (\$1,000) .....</b>	<b>70 877 270</b>	<b>4 273 637</b>	<b>4 709 071</b>	<b>6 595 612</b>	<b>10 357 449</b>	<b>9 065 398</b>	<b>12 922 099</b>	<b>7 635 543</b>	<b>4 670 609</b>	<b>10 647 852</b>
<b>11</b>	<b>FORESTRY, FISHING, HUNTING, AND AGRICULTURE SUPPORT</b>										
	Number of employees .....	(F)	(D)	(D)	258	(D)	-	(D)	-	-	-
	Payroll, annual (\$1,000) .....	(D)	(D)	(D)	7 423	(D)	-	(D)	-	-	-
113	Forestry and logging										
	Number of employees .....	(E)	(D)	(D)	(D)	(D)	-	-	-	-	-
	Payroll, annual (\$1,000) .....	(D)	(D)	(D)	(D)	(D)	-	-	-	-	-
114	Fishing, hunting & trapping										
	Number of employees .....	118	(D)	(D)	(D)	(D)	-	-	-	-	-
	Payroll, annual (\$1,000) .....	3 615	(D)	(D)	(D)	(D)	-	-	-	-	-
115	Agriculture & forestry support activities										
	Number of employees .....	520	(D)	(D)	(D)	(D)	-	(D)	-	-	-
	Payroll, annual (\$1,000) .....	9 066	(D)	(D)	(D)	(D)	-	(D)	-	-	-
<b>21</b>	<b>MINING</b>										
	Number of employees .....	(G)	(D)	(D)	(D)	(D)	(D)	(D)	-	-	-
	Payroll, annual (\$1,000) .....	(D)	(D)	(D)	(D)	(D)	(D)	(D)	-	-	-
211	Oil & gas extraction										
	Number of employees .....	(A)	(D)	(D)	-	-	-	-	-	-	-
	Payroll, annual (\$1,000) .....	(D)	(D)	(D)	-	-	-	-	-	-	-
212	Mining (except oil & gas)										
	Number of employees .....	(G)	(D)	(D)	(D)	(D)	(D)	(D)	-	-	-
	Payroll, annual (\$1,000) .....	(D)	(D)	(D)	(D)	(D)	(D)	(D)	-	-	-
213	Mining support activities										
	Number of employees .....	(C)	(D)	(D)	(D)	(D)	-	(D)	-	-	-
	Payroll, annual (\$1,000) .....	(D)	(D)	(D)	(D)	(D)	-	(D)	-	-	-
<b>22</b>	<b>UTILITIES</b>										
	Number of employees .....	12 034	47	(D)	189	(D)	1 026	2 994	1 502	(D)	(D)
	Payroll, annual (\$1,000) .....	812 828	5 892	(D)	13 577	(D)	61 826	210 721	99 388	(D)	(D)
221	Utilities										
	Number of employees .....	12 034	47	(D)	189	(D)	1 026	2 994	1 502	(D)	(D)
	Payroll, annual (\$1,000) .....	812 828	5 892	(D)	13 577	(D)	61 826	210 721	99 388	(D)	(D)
<b>23</b>	<b>CONSTRUCTION</b>										
	Number of employees .....	159 216	14 676	17 484	23 614	33 392	23 402	24 444	11 806	3 255	7 143
	Payroll, annual (\$1,000) .....	5 800 502	466 312	497 602	753 086	1 204 471	927 930	1 022 725	506 086	125 912	296 378
233	Building, developing & general contracting										
	Number of employees .....	40 103	5 383	(D)	6 200	6 817	5 007	4 292	(D)	-	(D)
	Payroll, annual (\$1,000) .....	1 523 789	164 036	(D)	207 203	263 157	230 576	192 753	(D)	-	(D)
234	Heavy construction										
	Number of employees .....	15 417	395	(D)	1 641	3 231	2 747	3 024	(D)	(D)	-
	Payroll, annual (\$1,000) .....	616 005	15 250	(D)	55 797	114 613	106 811	132 369	(D)	(D)	-
235	Special trade contractors										
	Number of employees .....	103 696	8 898	10 947	15 773	23 344	15 648	17 128	7 601	(D)	(D)
	Payroll, annual (\$1,000) .....	3 660 708	287 026	303 475	490 086	826 701	590 543	697 603	302 299	(D)	(D)
<b>31-33</b>	<b>MANUFACTURING</b>										
	Number of employees .....	158 753	2 439	4 995	8 205	18 343	19 109	34 512	31 150	15 065	24 935
	Payroll, annual (\$1,000) .....	6 900 408	93 832	146 931	264 481	643 832	711 768	1 456 493	1 543 721	589 081	1 450 269
311	Food mfg										
	Number of employees .....	15 890	151	418	747	1 518	1 999	4 323	3 322	3 412	-
	Payroll, annual (\$1,000) .....	466 684	4 988	7 447	16 467	41 846	65 025	138 309	110 396	82 206	-
312	Beverage & tobacco product mfg										
	Number of employees .....	1 759	(D)	(D)	(D)	(D)	(D)	365	866	-	-
	Payroll, annual (\$1,000) .....	79 360	(D)	(D)	(D)	(D)	(D)	18 989	42 132	-	-
313	Textile mills										
	Number of employees .....	2 408	22	(D)	(D)	-	(D)	910	(D)	(D)	-
	Payroll, annual (\$1,000) .....	75 171	417	(D)	(D)	-	(D)	36 024	(D)	(D)	-
314	Textile product mills										
	Number of employees .....	798	(D)	(D)	176	319	(D)	-	-	-	-
	Payroll, annual (\$1,000) .....	22 391	(D)	(D)	5 676	9 244	(D)	-	-	-	-
315	Apparel manufacturing										
	Number of employees .....	2 902	75	90	127	363	672	(D)	(D)	(D)	-
	Payroll, annual (\$1,000) .....	68 125	1 926	1 953	2 095	6 129	14 229	(D)	(D)	(D)	-
316	Leather & allied product mfg										
	Number of employees .....	1 470	(D)	(D)	(D)	(D)	-	(D)	-	-	(D)
	Payroll, annual (\$1,000) .....	48 698	(D)	(D)	(D)	(D)	-	(D)	-	-	(D)
321	Wood product mfg										
	Number of employees .....	4 388	(D)	169	326	958	833	1 597	(D)	-	-
	Payroll, annual (\$1,000) .....	126 017	(D)	3 060	8 384	27 893	25 358	45 152	(D)	-	-
322	Paper mfg										
	Number of employees .....	6 759	(D)	(D)	87	347	711	(D)	(D)	(D)	(D)
	Payroll, annual (\$1,000) .....	239 785	(D)	(D)	2 535	12 357	23 083	(D)	(D)	(D)	(D)

See footnotes at end of table.



**Table 3. The State—Employees and Annual Payroll by Employment-Size Class: 2000—Con.**

[Excludes most government employees, railroad employees, and self-employed persons. Size class 1 to 4 includes establishments with payroll, but no employees, during mid-March pay period. (D) denotes figures withheld to avoid disclosing data for individual companies; the data are included in broader industry totals. For explanation of terms, abbreviations, and data reliability/comparability, see introductory text]

NAICS code	Major group	Total	Employment-size class									
			1 to 4	5 to 9	10 to 19	20 to 49	50 to 99	100 to 249	250 to 499	500 to 999	1,000 or more	
<b>31-33</b>	<b>MANUFACTURING—Con.</b>											
323	Printing & related support activities											
	Number of employees .....	18 305	508	1 137	1 487	3 186	3 307	5 533	(D)	(D)	—	—
	Payroll, annual (\$1,000).....	708 863	14 623	31 596	46 661	119 834	130 864	240 678	(D)	(D)	—	—
324	Petroleum & coal products mfg											
	Number of employees .....	1 234	38	90	81	204	(D)	(D)	(D)	—	—	—
	Payroll, annual (\$1,000).....	52 250	2 375	3 340	3 588	5 896	(D)	(D)	(D)	—	—	—
325	Chemical mfg											
	Number of employees .....	13 513	68	197	458	825	1 293	3 073	4 036	(D)	(D)	(D)
	Payroll, annual (\$1,000).....	913 553	4 271	8 099	16 914	34 382	54 456	212 300	423 195	(D)	(D)	(D)
326	Plastics & rubber products mfg											
	Number of employees .....	8 644	46	113	329	997	898	2 078	4 183	—	—	—
	Payroll, annual (\$1,000).....	286 797	5 365	2 942	10 541	29 940	28 556	74 076	135 377	—	—	—
327	Nonmetallic mineral product mfg											
	Number of employees .....	5 616	(D)	262	(D)	1 372	1 165	1 977	(D)	—	—	—
	Payroll, annual (\$1,000).....	218 993	(D)	9 133	(D)	51 758	43 521	81 942	(D)	—	—	—
331	Primary metal mfg											
	Number of employees .....	5 742	33	(D)	89	(D)	(D)	(D)	(D)	—	(D)	(D)
	Payroll, annual (\$1,000).....	294 175	805	(D)	2 761	(D)	(D)	(D)	(D)	—	(D)	(D)
332	Fabricated metal product mfg											
	Number of employees .....	13 817	(D)	683	1 257	3 117	2 329	3 334	1 837	(D)	—	—
	Payroll, annual (\$1,000).....	513 816	(D)	22 173	38 142	116 268	85 463	133 934	64 457	(D)	—	—
333	Machinery mfg											
	Number of employees .....	10 154	98	259	(D)	395	1 190	2 068	2 314	2 161	(D)	(D)
	Payroll, annual (\$1,000).....	478 869	7 936	7 444	(D)	16 705	45 784	103 012	101 243	73 290	(D)	(D)
334	Computer & electronic product mfg											
	Number of employees .....	24 357	121	265	635	1 401	(D)	2 609	4 430	(D)	(D)	(D)
	Payroll, annual (\$1,000).....	1 505 405	7 242	12 416	33 688	69 080	(D)	141 542	299 679	(D)	(D)	(D)
335	Electrical equip, appliance & component mfg											
	Number of employees .....	1 981	(D)	74	166	174	(D)	458	(D)	(D)	—	—
	Payroll, annual (\$1,000).....	80 906	(D)	2 245	6 350	8 351	(D)	17 487	(D)	(D)	—	—
336	Transportation equipment mfg											
	Number of employees .....	9 559	79	151	(D)	333	274	1 088	(D)	(D)	(D)	(D)
	Payroll, annual (\$1,000).....	425 326	2 703	4 110	(D)	11 027	4 552	45 286	(D)	(D)	(D)	(D)
337	Furniture & related product mfg											
	Number of employees .....	4 210	183	328	(D)	949	990	880	(D)	—	—	—
	Payroll, annual (\$1,000).....	122 837	5 177	8 299	(D)	25 354	34 001	29 279	(D)	—	—	—
339	Miscellaneous mfg											
	Number of employees .....	5 247	(D)	480	725	1 461	(D)	1 302	(D)	—	—	—
	Payroll, annual (\$1,000).....	172 387	(D)	15 219	23 162	45 340	(D)	45 851	(D)	—	—	—
<b>42</b>	<b>WHOLESALE TRADE</b>											
	Number of employees .....	95 135	5 194	7 774	12 459	20 070	16 875	17 261	7 865	(D)	(D)	(D)
	Payroll, annual (\$1,000).....	4 526 289	243 387	347 015	528 255	864 945	812 923	810 599	383 153	(D)	(D)	(D)
421	Wholesale trade, durable goods											
	Number of employees .....	59 481	3 552	5 538	8 828	13 455	10 588	9 109	3 994	(D)	(D)	(D)
	Payroll, annual (\$1,000).....	3 082 106	171 588	250 026	393 655	610 779	555 863	483 464	227 250	(D)	(D)	(D)
422	Wholesale trade, nondurable goods											
	Number of employees .....	35 654	1 642	2 236	3 631	6 615	6 287	8 152	3 871	(D)	(D)	(D)
	Payroll, annual (\$1,000).....	1 444 183	71 799	96 989	134 600	254 166	257 060	327 135	155 903	(D)	(D)	(D)
<b>44-45</b>	<b>RETAIL TRADE</b>											
	Number of employees .....	284 601	15 567	33 740	47 014	49 721	44 747	71 333	(D)	(D)	—	—
	Payroll, annual (\$1,000).....	6 062 491	391 963	617 903	861 060	1 039 661	1 083 138	1 615 971	(D)	(D)	—	—
441	Motor vehicle & parts dealers											
	Number of employees .....	36 768	1 127	2 923	4 395	7 296	8 976	10 016	2 035	—	—	—
	Payroll, annual (\$1,000).....	1 323 000	32 070	76 933	115 099	227 473	363 494	438 287	69 644	—	—	—
442	Furniture & home furnishing stores											
	Number of employees .....	11 009	1 035	2 047	2 631	2 595	(D)	(D)	(D)	—	—	—
	Payroll, annual (\$1,000).....	274 788	31 640	46 707	61 176	67 552	(D)	(D)	(D)	—	—	—
443	Electronics & appliance stores											
	Number of employees .....	8 491	787	1 481	1 181	1 091	1 577	(D)	(D)	—	—	—
	Payroll, annual (\$1,000).....	254 457	20 344	35 605	30 465	43 037	38 917	(D)	(D)	—	—	—
444	Bldg material & garden equip & supp dealers											
	Number of employees .....	21 389	1 105	2 040	3 516	4 910	2 835	(D)	(D)	—	—	—
	Payroll, annual (\$1,000).....	600 042	38 585	60 350	100 711	149 695	94 379	(D)	(D)	—	—	—
445	Food & beverage stores											
	Number of employees .....	64 489	2 602	4 459	7 511	8 081	14 556	25 611	1 669	—	—	—
	Payroll, annual (\$1,000).....	1 230 971	66 232	61 254	102 964	127 577	295 680	546 611	30 653	—	—	—
446	Health & personal care stores											
	Number of employees .....	17 222	1 383	2 398	4 609	6 075	1 603	(D)	(D)	—	—	—
	Payroll, annual (\$1,000).....	376 192	36 959	49 950	99 217	119 430	36 765	(D)	(D)	—	—	—
447	Gasoline stations											
	Number of employees .....	14 102	1 153	4 015	5 441	2 566	(D)	(D)	—	—	—	—
	Payroll, annual (\$1,000).....	221 932	24 364	60 822	85 311	36 802	(D)	(D)	—	—	—	—
448	Clothing & clothing accessories stores											
	Number of employees .....	29 312	2 371	6 664	7 576	5 950	3 678	(D)	(D)	(D)	—	—
	Payroll, annual (\$1,000).....	431 154	47 247	104 186	96 047	73 237	49 662	(D)	(D)	(D)	—	—

See footnotes at end of table.

**Table 3. The State—Employees and Annual Payroll by Employment-Size Class: 2000—Con.**

[Excludes most government employees, railroad employees, and self-employed persons. Size class 1 to 4 includes establishments with payroll, but no employees, during mid-March pay period. (D) denotes figures withheld to avoid disclosing data for individual companies; the data are included in broader industry totals. For explanation of terms, abbreviations, and data reliability/comparability, see introductory text]

NAICS code	Major group	Employment-size class									
		Total	1 to 4	5 to 9	10 to 19	20 to 49	50 to 99	100 to 249	250 to 499	500 to 999	1,000 or more
<b>44-45</b>	<b>RETAIL TRADE—Con.</b>										
451	Sporting goods, hobby, book & music stores										
	Number of employees .....	13 506	981	2 219	3 204	3 140	3 031	931	—	—	—
	Payroll, annual (\$1,000).....	190 100	20 087	29 523	40 687	45 447	37 603	16 753	—	—	—
452	General merchandise stores										
	Number of employees .....	43 303	266	1 053	1 210	1 238	4 096	22 672	12 768	—	—
	Payroll, annual (\$1,000).....	644 605	9 661	12 302	13 722	16 108	62 530	335 319	194 963	—	—
453	Miscellaneous store retailers										
	Number of employees .....	16 856	2 025	3 398	4 083	5 154	1 005	1 191	—	—	—
	Payroll, annual (\$1,000).....	267 088	40 686	52 220	58 847	80 828	17 764	16 743	—	—	—
454	Nonstore retailers										
	Number of employees .....	8 154	732	1 043	1 657	1 625	1 481	(D)	(D)	(D)	—
	Payroll, annual (\$1,000).....	248 162	24 088	28 051	56 814	52 475	43 284	(D)	(D)	(D)	—
<b>48-49</b>	<b>TRANSPORTATION &amp; WAREHOUSING</b>										
	<b>Number of employees .....</b>	<b>56 470</b>	<b>2 900</b>	<b>3 475</b>	<b>5 508</b>	<b>9 104</b>	<b>7 106</b>	<b>9 294</b>	<b>4 702</b>	<b>1 928</b>	<b>12 453</b>
	<b>Payroll, annual (\$1,000).....</b>	<b>1 757 080</b>	<b>86 973</b>	<b>89 357</b>	<b>141 616</b>	<b>255 135</b>	<b>221 640</b>	<b>307 133</b>	<b>127 565</b>	<b>56 261</b>	<b>471 400</b>
481	Air transportation										
	Number of employees .....	6 383	41	62	91	243	(D)	764	(D)	(D)	(D)
	Payroll, annual (\$1,000).....	289 412	3 086	1 645	3 388	5 784	(D)	18 468	(D)	(D)	(D)
483	Water transportation										
	Number of employees .....	510	36	42	(D)	(D)	(D)	(D)	—	—	—
	Payroll, annual (\$1,000).....	27 520	1 985	1 013	(D)	(D)	(D)	(D)	—	—	—
484	Truck transportation										
	Number of employees .....	18 900	1 397	1 479	2 287	4 137	4 000	4 012	1 588	—	—
	Payroll, annual (\$1,000).....	615 259	41 220	38 756	62 235	136 981	132 888	150 832	52 347	—	—
485	Transit & ground passenger transportation										
	Number of employees .....	6 917	607	788	1 287	1 845	1 214	(D)	(D)	—	—
	Payroll, annual (\$1,000).....	103 956	9 814	10 998	18 082	27 272	19 973	(D)	(D)	—	—
486	Pipeline transportation										
	Number of employees .....	(E)	(D)	(D)	(D)	(D)	(D)	—	—	—	—
	Payroll, annual (\$1,000).....	(D)	(D)	(D)	(D)	(D)	(D)	—	—	—	—
487	Scenic & sightseeing transportation										
	Number of employees .....	(C)	(D)	(D)	(D)	(D)	(D)	—	—	—	—
	Payroll, annual (\$1,000).....	(D)	(D)	(D)	(D)	(D)	(D)	—	—	—	—
488	Transportation support activities										
	Number of employees .....	7 649	490	661	890	1 171	(D)	1 338	1 125	(D)	—
	Payroll, annual (\$1,000).....	247 082	18 983	22 480	28 231	36 246	(D)	49 729	27 981	(D)	—
492	Couriers & messengers										
	Number of employees .....	13 706	189	299	506	810	(D)	1 688	(D)	—	(D)
	Payroll, annual (\$1,000).....	387 336	6 389	8 864	14 175	18 228	(D)	48 926	(D)	—	(D)
493	Warehousing & storage										
	Number of employees .....	1 897	92	52	297	657	368	431	—	—	—
	Payroll, annual (\$1,000).....	57 287	3 426	1 712	9 758	19 829	9 231	13 331	—	—	—
<b>51</b>	<b>INFORMATION</b>										
	<b>Number of employees .....</b>	<b>71 221</b>	<b>1 951</b>	<b>2 168</b>	<b>4 283</b>	<b>8 859</b>	<b>8 855</b>	<b>15 469</b>	<b>11 884</b>	<b>8 271</b>	<b>9 481</b>
	<b>Payroll, annual (\$1,000).....</b>	<b>3 951 650</b>	<b>153 254</b>	<b>96 750</b>	<b>215 486</b>	<b>435 551</b>	<b>510 529</b>	<b>752 860</b>	<b>661 998</b>	<b>446 495</b>	<b>678 727</b>
511	Publishing industries										
	Number of employees .....	17 381	(D)	(D)	1 067	2 063	1 960	4 820	(D)	(D)	—
	Payroll, annual (\$1,000).....	1 026 134	(D)	(D)	63 715	119 637	137 332	297 872	(D)	(D)	—
512	Motion picture & sound recording industries										
	Number of employees .....	4 041	(D)	(D)	577	1 424	874	596	—	—	—
	Payroll, annual (\$1,000).....	84 200	(D)	(D)	13 653	25 111	14 807	8 430	—	—	—
513	Broadcasting & telecommunications										
	Number of employees .....	39 887	744	848	1 699	3 867	4 158	7 289	6 069	5 732	9 481
	Payroll, annual (\$1,000).....	2 345 116	83 425	44 482	90 787	215 684	268 401	336 194	334 387	293 029	678 727
514	Information & data processing services										
	Number of employees .....	9 912	(D)	(D)	940	1 505	1 863	2 764	(D)	(D)	—
	Payroll, annual (\$1,000).....	496 200	(D)	(D)	47 331	75 119	89 989	110 364	(D)	(D)	—
<b>52</b>	<b>FINANCE &amp; INSURANCE</b>										
	<b>Number of employees .....</b>	<b>110 052</b>	<b>7 021</b>	<b>10 973</b>	<b>12 520</b>	<b>14 867</b>	<b>9 828</b>	<b>13 731</b>	<b>10 970</b>	<b>10 924</b>	<b>19 218</b>
	<b>Payroll, annual (\$1,000).....</b>	<b>5 343 426</b>	<b>332 537</b>	<b>377 424</b>	<b>540 702</b>	<b>804 470</b>	<b>587 411</b>	<b>700 030</b>	<b>510 528</b>	<b>450 975</b>	<b>1 039 349</b>
521	Monetary authorities - central bank										
	Number of employees .....	(E)	—	—	—	—	—	—	(D)	—	—
	Payroll, annual (\$1,000).....	(D)	—	—	—	—	—	—	(D)	—	—
522	Credit intermediation & related activities										
	Number of employees .....	56 243	2 461	7 693	8 575	8 154	3 940	5 598	(D)	7 884	(D)
	Payroll, annual (\$1,000).....	2 145 402	107 188	213 032	278 954	323 009	177 988	243 736	(D)	294 277	(D)
523	Security, commodity contracts & like activity										
	Number of employees .....	12 073	984	(D)	1 097	1 616	1 480	1 676	—	(D)	(D)
	Payroll, annual (\$1,000).....	1 249 510	75 391	(D)	114 908	208 621	193 032	140 328	—	(D)	(D)

See footnotes at end of table.

**Table 3. The State—Employees and Annual Payroll by Employment-Size Class: 2000—Con.**

[Excludes most government employees, railroad employees, and self-employed persons. Size class 1 to 4 includes establishments with payroll, but no employees, during mid-March pay period. (D) denotes figures withheld to avoid disclosing data for individual companies; the data are included in broader industry totals. For explanation of terms, abbreviations, and data reliability/comparability, see introductory text]

NAICS code	Major group	Employment-size class									
		Total	1 to 4	5 to 9	10 to 19	20 to 49	50 to 99	100 to 249	250 to 499	500 to 999	1,000 or more
<b>52</b>	<b>FINANCE &amp; INSURANCE—Con.</b>										
524	Insurance carriers & related activities										
	Number of employees .....	39 858	3 521	(D)	2 768	4 866	4 048	6 063	(D)	(D)	9 533
	Payroll, annual (\$1,000).....	1 864 016	146 948	(D)	143 298	261 857	202 877	291 223	(D)	(D)	395 729
525	Funds, trusts, & other financial vehicles (part)										
	Number of employees .....	(G)	55	108	80	231	360	394	(D)	—	—
	Payroll, annual (\$1,000).....	(D)	3 010	3 459	3 542	10 983	13 514	24 743	(D)	—	—
<b>53</b>	<b>REAL ESTATE &amp; RENTAL &amp; LEASING</b>										
	Number of employees .....	44 917	5 492	6 670	7 602	7 049	5 039	5 436	3 586	(D)	(D)
	Payroll, annual (\$1,000).....	1 457 077	192 915	190 918	200 597	250 670	218 320	184 829	106 937	(D)	(D)
531	Real estate										
	Number of employees .....	32 718	4 697	(D)	4 779	5 024	3 764	(D)	2 502	(D)	(D)
	Payroll, annual (\$1,000).....	1 126 430	167 948	(D)	141 850	184 983	170 008	(D)	79 448	(D)	(D)
532	Rental & leasing services										
	Number of employees .....	11 671	772	(D)	2 741	1 872	(D)	(D)	1 084	(D)	—
	Payroll, annual (\$1,000).....	311 734	23 511	(D)	54 781	58 574	(D)	(D)	27 489	(D)	—
533	Lessors of other nonfinancial intangible asset										
	Number of employees .....	528	23	(D)	82	153	(D)	(D)	—	—	—
	Payroll, annual (\$1,000).....	18 913	1 456	(D)	3 966	7 113	(D)	(D)	—	—	—
<b>54</b>	<b>PROFESSIONAL, SCIENTIFIC &amp; TECHNICAL SERVICES</b>										
	Number of employees .....	192 610	16 678	15 251	19 663	28 140	26 223	32 844	20 745	13 769	19 297
	Payroll, annual (\$1,000).....	10 389 979	880 662	665 703	912 781	1 543 223	1 388 308	2 042 416	1 043 893	793 441	1 119 552
541	Professional, scientific & technical services										
	Number of employees .....	192 610	16 678	15 251	19 663	28 140	26 223	32 844	20 745	13 769	19 297
	Payroll, annual (\$1,000).....	10 389 979	880 662	665 703	912 781	1 543 223	1 388 308	2 042 416	1 043 893	793 441	1 119 552
<b>55</b>	<b>MANAGEMENT OF COMPANIES &amp; ENTERPRISES</b>										
	Number of employees .....	53 398	495	869	1 514	4 380	4 217	8 998	9 269	8 628	15 028
	Payroll, annual (\$1,000).....	3 077 775	35 254	50 298	104 779	278 817	221 817	546 476	508 594	546 024	785 716
551	Management of companies & enterprises										
	Number of employees .....	53 398	495	869	1 514	4 380	4 217	8 998	9 269	8 628	15 028
	Payroll, annual (\$1,000).....	3 077 775	35 254	50 298	104 779	278 817	221 817	546 476	508 594	546 024	785 716
<b>56</b>	<b>ADMIN, SUPPORT, WASTE MGT, REMEDIATION SERVICES</b>										
	Number of employees .....	170 918	6 201	8 119	(D)	19 878	22 667	35 067	22 484	(D)	27 690
	Payroll, annual (\$1,000).....	4 123 718	235 212	215 404	(D)	543 792	575 080	835 569	422 938	(D)	709 447
561	Administrative & support services										
	Number of employees .....	164 343	(D)	7 700	10 441	18 409	20 869	33 581	(D)	(D)	27 690
	Payroll, annual (\$1,000).....	3 875 798	(D)	203 893	301 461	496 450	507 068	758 767	(D)	(D)	709 447
562	Waste management & remediation services										
	Number of employees .....	6 575	(D)	419	(D)	1 469	1 798	1 486	(D)	—	—
	Payroll, annual (\$1,000).....	247 920	(D)	11 511	(D)	47 342	68 012	76 802	(D)	—	—
<b>61</b>	<b>EDUCATIONAL SERVICES</b>										
	Number of employees .....	54 213	1 023	1 506	2 420	7 308	7 324	9 608	3 856	(D)	(D)
	Payroll, annual (\$1,000).....	1 546 771	36 570	26 685	50 304	158 764	182 046	253 058	104 676	(D)	(D)
611	Educational services										
	Number of employees .....	54 213	1 023	1 506	2 420	7 308	7 324	9 608	3 856	(D)	(D)
	Payroll, annual (\$1,000).....	1 546 771	36 570	26 685	50 304	158 764	182 046	253 058	104 676	(D)	(D)
<b>62</b>	<b>HEALTH CARE AND SOCIAL ASSISTANCE</b>										
	Number of employees .....	259 960	12 710	21 039	23 683	28 795	22 312	43 261	20 344	18 851	68 965
	Payroll, annual (\$1,000).....	8 268 262	552 624	750 519	839 655	915 285	600 748	955 710	567 557	597 419	2 488 745
621	Ambulatory health care services										
	Number of employees .....	84 594	10 029	16 278	15 542	16 159	9 292	7 103	5 669	(D)	(D)
	Payroll, annual (\$1,000).....	3 457 784	458 439	669 189	694 210	691 038	351 965	215 203	199 330	(D)	(D)
622	Hospitals										
	Number of employees .....	84 849	8	—	—	—	199	1 803	5 036	(D)	(D)
	Payroll, annual (\$1,000).....	3 040 665	1 052	—	—	—	6 861	50 204	182 002	(D)	(D)
623	Nursing & residential care facilities										
	Number of employees .....	51 026	982	(D)	1 775	3 250	7 023	27 909	4 359	(D)	(D)
	Payroll, annual (\$1,000).....	1 056 628	23 937	(D)	36 713	64 656	143 228	582 802	90 860	(D)	(D)
624	Social assistance										
	Number of employees .....	39 491	1 691	(D)	6 366	9 386	5 798	6 446	5 280	(D)	—
	Payroll, annual (\$1,000).....	713 185	69 196	(D)	108 732	159 591	98 694	107 501	95 365	(D)	—

See footnotes at end of table.

**Table 3. The State—Employees and Annual Payroll by Employment-Size Class: 2000—Con.**

[Excludes most government employees, railroad employees, and self-employed persons. Size class 1 to 4 includes establishments with payroll, but no employees, during mid-March pay period. (D) denotes figures withheld to avoid disclosing data for individual companies; the data are included in broader industry totals. For explanation of terms, abbreviations, and data reliability/comparability, see introductory text]

NAICS code	Major group	Total	Employment-size class									
			1 to 4	5 to 9	10 to 19	20 to 49	50 to 99	100 to 249	250 to 499	500 to 999	1,000 or more	
<b>71</b>	<b>ARTS, ENTERTAINMENT &amp; RECREATION</b>											
	Number of employees .....	30 817	1 320	1 786	3 073	6 688	5 941	6 100	(D)	(D)	—	
	Payroll, annual (\$1,000) .....	841 862	51 058	36 651	52 396	98 025	88 980	333 377	(D)	(D)	—	
711	Performing arts, spectator sports & related industries											
	Number of employees .....	6 503	471	(D)	(D)	683	(D)	1 867	(D)	—		
	Payroll, annual (\$1,000) .....	470 749	24 180	(D)	(D)	13 275	(D)	269 095	(D)	—		
712	Museums, historical sites & like institutions											
	Number of employees .....	1 939	73	(D)	(D)	230	(D)	498	(D)	—		
	Payroll, annual (\$1,000) .....	37 823	1 245	(D)	(D)	3 779	(D)	9 514	(D)	—		
713	Amusement, gambling & recreation industries											
	Number of employees .....	22 375	776	1 291	2 473	5 775	5 371	3 735	(D)	(D)		
	Payroll, annual (\$1,000) .....	333 290	25 633	23 304	39 926	80 971	73 038	54 768	(D)	(D)		
<b>72</b>	<b>ACCOMMODATION &amp; FOOD SERVICES</b>											
	Number of employees .....	166 041	5 107	9 686	20 448	60 594	39 962	23 670	(D)	(D)		
	Payroll, annual (\$1,000) .....	2 116 608	132 004	129 930	250 772	668 978	474 615	355 328	(D)	(D)		
721	Accommodation											
	Number of employees .....	21 404	423	(D)	1 538	4 554	(D)	(D)	3 015	(D)		
	Payroll, annual (\$1,000) .....	410 503	15 399	(D)	23 553	69 636	(D)	(D)	56 667	(D)		
722	Food services & drinking places											
	Number of employees .....	144 637	4 684	(D)	18 910	56 040	(D)	(D)	(D)	(D)		
	Payroll, annual (\$1,000) .....	1 706 105	116 605	(D)	227 219	599 342	(D)	(D)	(D)	(D)		
<b>81</b>	<b>OTHER SERVICES (EXCEPT PUBLIC ADMINISTRATION)</b>											
	Number of employees .....	112 244	14 293	19 444	21 866	24 140	13 228	11 409	5 083	2 781		
	Payroll, annual (\$1,000) .....	2 614 592	312 740	408 813	483 664	512 038	313 688	344 348	155 299	84 002		
811	Repair & maintenance											
	Number of employees .....	28 247	4 733	6 169	6 590	5 620	1 693	1 795	(D)	(D)		
	Payroll, annual (\$1,000) .....	872 273	131 349	178 789	195 463	160 393	55 390	74 108	(D)	(D)		
812	Personal & laundry services											
	Number of employees .....	31 233	4 143	5 861	7 193	7 258	(D)	1 929	(D)	(D)		
	Payroll, annual (\$1,000) .....	542 493	70 763	90 362	118 248	132 332	(D)	43 144	(D)	(D)		
813	Religious, grantmaking, civic, prof & like organizations											
	Number of employees .....	52 764	5 417	7 414	8 083	11 262	(D)	7 685	(D)	(D)		
	Payroll, annual (\$1,000) .....	1 199 826	110 628	139 662	169 953	219 313	(D)	227 096	(D)	(D)		
<b>95</b>	<b>AUXILIARIES (EXC CORPORATE, SUBSIDIARY &amp; REGIONAL MGT)</b>											
	Number of employees .....	20 542	151	386	815	(D)	(D)	(D)	3 941	3 399		
	Payroll, annual (\$1,000) .....	1 105 067	10 396	38 301	39 003	(D)	(D)	(D)	215 087	201 771		
<b>99</b>	<b>UNCLASSIFIED ESTABLISHMENTS</b>											
	Number of employees .....	2 155	1 035	528	294	298	—	—	—	—		
	Payroll, annual (\$1,000) .....	77 316	52 885	10 761	3 607	10 063	—	—	—	—		

Note: Employment-size classes are indicated as follows: A—0 to 19; B—20 to 99; C—100 to 249; E—250 to 499; F—500 to 999; G—1,000 to 2,499; H—2,500 to 4,999; I—5,000 to 9,999; J—10,000 to 24,999; K—25,000 to 49,999; L—50,000 to 99,999; M—100,000 or more.

**Table 4. The State—Establishments With 1,000 Employees or More by Major Group and Employment-Size Class: 2000**

[Excludes most government employees, railroad employees, and self-employed persons. For explanation of terms, abbreviations, and data reliability/comparability, see introductory text]

NAICS code	Major group	Total number of establishments	Number of establishments by employment-size class			
			1,000 to 1,499	1,500 to 2,499	2,500 to 4,999	5,000 or more
	<b>Total</b> .....	<b>119</b>	<b>59</b>	<b>41</b>	<b>14</b>	<b>5</b>
<b>22</b>	<b>Utilities</b> .....	<b>4</b>	<b>4</b>	—	—	—
221	Utilities .....	4	4	—	—	—
<b>23</b>	<b>Construction</b> .....	<b>3</b>	<b>1</b>	<b>1</b>	<b>1</b>	—
233	Building, developing & general contracting .....	2	1	—	1	—
235	Special trade contractors .....	1	—	1	—	—
<b>31-33</b>	<b>Manufacturing</b> .....	<b>11</b>	<b>5</b>	<b>4</b>	<b>1</b>	<b>1</b>
316	Leather & allied product mfg .....	1	1	—	—	—
322	Paper mfg .....	2	1	1	—	—
325	Chemical mfg .....	2	1	1	—	—
331	Primary metal mfg .....	1	—	—	1	—
333	Machinery mfg .....	1	1	—	—	—
334	Computer & electronic product mfg .....	2	—	1	—	1
336	Transportation equipment mfg .....	2	1	1	—	—
<b>42</b>	<b>Wholesale trade</b> .....	<b>2</b>	<b>1</b>	—	<b>1</b>	—
421	Wholesale trade, durable goods .....	1	—	—	1	—
422	Wholesale trade, nondurable goods .....	1	1	—	—	—
<b>48-49</b>	<b>Transportation &amp; warehousing</b> .....	<b>4</b>	<b>1</b>	<b>1</b>	<b>1</b>	<b>1</b>
481	Air transportation .....	2	1	1	—	—
492	Couriers & messengers .....	2	—	—	1	1
<b>51</b>	<b>Information</b> .....	<b>6</b>	<b>3</b>	<b>3</b>	—	—
513	Broadcasting & telecommunications .....	6	3	3	—	—
<b>52</b>	<b>Finance &amp; insurance</b> .....	<b>12</b>	<b>6</b>	<b>5</b>	<b>1</b>	—
522	Credit intermediation & related activities .....	4	2	1	1	—
523	Security, commodity contracts & like activity .....	2	1	1	—	—
524	Insurance carriers & related activities .....	6	3	3	—	—
<b>53</b>	<b>Real estate &amp; rental &amp; leasing</b> .....	<b>1</b>	<b>1</b>	—	—	—
531	Real estate .....	1	1	—	—	—
<b>54</b>	<b>Professional, scientific &amp; technical services</b> .....	<b>11</b>	<b>5</b>	<b>5</b>	<b>1</b>	—
541	Professional, scientific & technical services .....	11	5	5	1	—
<b>55</b>	<b>Management of companies &amp; enterprises</b> .....	<b>7</b>	<b>4</b>	<b>1</b>	<b>2</b>	—
551	Management of companies & enterprises .....	7	4	1	2	—
<b>56</b>	<b>Admin, support, waste mgt, remediation services</b> .....	<b>17</b>	<b>9</b>	<b>7</b>	<b>1</b>	—
561	Administrative & support services .....	17	9	7	1	—
<b>61</b>	<b>Educational services</b> .....	<b>3</b>	<b>1</b>	<b>1</b>	—	<b>1</b>
611	Educational services .....	3	1	1	—	1
<b>62</b>	<b>Health care and social assistance</b> .....	<b>36</b>	<b>17</b>	<b>13</b>	<b>4</b>	<b>2</b>
621	Ambulatory health care services .....	1	1	—	—	—
622	Hospitals .....	34	15	13	4	2
623	Nursing & residential care facilities .....	1	1	—	—	—
<b>95</b>	<b>Auxiliaries (exc corporate, subsidiary &amp; regional mgt)</b> .....	<b>2</b>	<b>1</b>	—	<b>1</b>	—

**Table 5. The State—Employees, Payroll, and Establishments by County: 2000 and 1999**

[Excludes most government employees, railroad employees, and self-employed persons. (D) denotes figures withheld to avoid disclosing data for individual companies; the data are included in broader industry totals. For explanation of terms, abbreviations, and data reliability/comparability, see introductory text]

County	2000				1999			
	Number of establishments	Number of employees for week including March 12	Payroll (\$1,000)		Number of establishments	Number of employees for week including March 12	Payroll (\$1,000)	
			First quarter	Annual			First quarter	Annual
<b>Total</b> .....	<b>128 467</b>	<b>2 058 304</b>	<b>16 960 349</b>	<b>70 877 270</b>	<b>127 431</b>	<b>1 988 950</b>	<b>14 906 850</b>	<b>64 183 349</b>
Allegany .....	1 847	25 136	144 535	596 528	1 854	24 365	128 773	561 250
Anne Arundel .....	12 175	184 817	1 385 686	6 271 506	11 981	171 047	1 229 297	5 312 222
Baltimore .....	18 990	314 399	2 469 515	10 010 489	19 189	307 955	2 183 371	9 455 204
Calvert .....	1 490	14 922	108 159	420 564	1 444	14 563	92 436	401 329
Caroline .....	592	6 538	35 433	150 488	584	6 276	33 313	143 049
Carroll .....	4 072	43 525	252 243	1 072 086	3 922	42 339	220 006	975 438
Cecil .....	1 644	20 829	152 731	642 861	1 617	18 597	119 759	506 242
Charles .....	2 408	29 433	167 030	708 828	2 432	28 261	150 284	654 592
Dorchester .....	713	9 651	58 084	249 845	724	9 572	52 053	231 863
Frederick .....	4 938	72 344	532 590	2 246 229	4 837	69 114	450 398	1 978 257
Garrett .....	887	9 219	45 908	198 536	867	9 133	38 380	172 291
Harford .....	4 833	58 837	359 446	1 585 099	4 784	56 618	322 779	1 490 996
Howard .....	7 342	134 990	1 286 507	5 374 861	7 171	133 647	1 180 129	5 121 780
Kent .....	669	7 021	37 275	159 820	667	6 577	32 120	147 059
Montgomery .....	25 631	404 150	4 245 822	17 300 895	25 149	387 064	3 592 214	15 072 144
Prince George's .....	13 828	250 694	1 946 102	8 279 122	13 893	246 457	1 773 584	7 696 973
Queen Anne's .....	1 197	9 575	47 991	220 756	1 150	8 999	41 936	197 848
St. Mary's .....	1 689	22 148	152 284	659 276	1 668	22 791	149 615	650 754
Somerset .....	405	3 170	14 216	61 692	415	3 183	13 467	61 561
Talbot .....	1 453	16 897	102 452	445 596	1 450	16 390	93 870	422 015
Washington .....	3 328	58 604	393 814	1 615 992	3 246	53 662	323 098	1 397 368
Wicomico .....	2 534	37 306	227 360	955 688	2 515	35 774	202 111	897 950
Worcester .....	2 123	18 406	81 933	428 418	2 137	17 402	74 349	405 166
Baltimore (IC) .....	13 640	298 378	2 667 793	11 003 531	13 706	297 169	2 389 010	10 143 660
<b>Statewide</b> .....	<b>39</b>	<b>7 315</b>	<b>45 440</b>	<b>218 564</b>	<b>29</b>	<b>1 995</b>	<b>20 498</b>	<b>86 338</b>

Note: Employment-size classes are indicated as follows: A—0 to 19; B—20 to 99; C—100 to 249; E—250 to 499; F—500 to 999; G—1,000 to 2,499; H—2,500 to 4,999; I—5,000 to 9,999; J—10,000 to 24,999; K—25,000 to 49,999; L—50,000 to 99,999; M—100,000 or more.

**Table 6. Counties—Employees, Payroll, and Establishments by Industry: 2000**

[Excludes most government employees, railroad employees, and self-employed persons. Size class 1 to 4 includes establishments with payroll, but no employees, during mid-March pay period. (D) denotes figures withheld to avoid disclosing data for individual companies; the data are included in broader industry totals. Detailed industries with 100 or more employees are shown if industry was not a (D). For explanation of terms, abbreviations, and data reliability/comparability, see introductory text]

NAICS code	Industry	Number of employees for week including March 12	Payroll (\$1,000)		Total number of establishments	Number of establishments by employment-size class								
			First quarter	Annual		1 to 4	5 to 9	10 to 19	20 to 49	50 to 99	100 to 249	250 to 499	500 to 999	1,000 or more
<b>ALLEGANY</b>														
	<b>Total</b> .....	<b>25 136</b>	<b>144 535</b>	<b>596 528</b>	<b>1 847</b>	<b>955</b>	<b>444</b>	<b>231</b>	<b>136</b>	<b>45</b>	<b>26</b>	<b>6</b>	<b>2</b>	<b>2</b>
11	<b>Forestry, fishing, hunting, and agriculture support</b> .....	(B)	(D)	(D)	11	8	2	1	—	—	—	—	—	—
21	<b>Mining</b> .....	128	754	3 754	15	6	5	2	2	—	—	—	—	—
212	Mining (except oil & gas) .....	(C)	(D)	(D)	14	6	4	2	2	—	—	—	—	—
22	<b>Utilities</b> .....	161	2 214	8 255	5	2	—	—	1	2	—	—	—	—
221	Utilities .....	161	2 214	8 255	5	2	—	—	1	2	—	—	—	—
2211	Elec pwr generation, transmsn & distribution ...	(C)	(D)	(D)	2	—	—	—	—	2	—	—	—	—
22112	Electric pwr transmsn, control & distribution ..	(C)	(D)	(D)	2	—	—	—	—	2	—	—	—	—
23	<b>Construction</b> .....	1 156	7 357	36 313	156	101	32	15	4	2	2	—	—	—
233	Building, developing & general contracting .....	353	2 546	11 574	53	37	7	7	1	—	1	—	—	—
2332	Residential building construction .....	123	436	2 096	41	33	5	3	—	—	—	—	—	—
23321	Single-family housing construction .....	(C)	(D)	(D)	40	32	5	3	—	—	—	—	—	—
2333	Nonresidential building construction .....	230	2 110	9 478	12	4	2	4	1	—	1	—	—	—
23331	Mfg & industrial building construction .....	(C)	(D)	(D)	2	—	—	—	1	—	1	—	—	—
235	Special trade contractors .....	727	4 404	20 841	92	58	21	8	2	2	1	—	—	—
2351	Plumbing, heating & AC contractor .....	380	2 549	10 843	20	12	2	3	1	1	1	—	—	—
23511	Plumbing, heating & AC contractor .....	380	2 549	10 843	20	12	2	3	1	1	1	—	—	—
235110	Plumbing, heating & AC contractor .....	380	2 549	10 843	20	12	2	3	1	1	1	—	—	—
31-33	<b>Manufacturing</b> .....	4 487	40 368	158 861	62	22	15	8	8	3	—	4	1	1
311	Food mfg .....	124	860	3 371	9	3	3	1	1	1	—	—	—	—
313	Textile mills .....	(E)	(D)	(D)	2	—	1	—	—	—	—	1	—	—
3132	Fabric mills .....	(E)	(D)	(D)	2	—	1	—	—	—	—	1	—	—
31321	Broadwoven fabric mills .....	(E)	(D)	(D)	2	—	1	—	—	—	—	1	—	—
315	Apparel manufacturing .....	(F)	(D)	(D)	3	1	1	—	—	—	—	—	1	—
3152	Cut & sew apparel mfg .....	(F)	(D)	(D)	3	1	1	—	—	—	—	—	1	—
31529	Other cut & sew apparel mfg .....	(F)	(D)	(D)	1	—	—	—	—	—	—	—	1	—
322	Paper mfg .....	(G)	(D)	(D)	1	—	—	—	—	—	—	—	—	1
3221	Pulp, paper & paperboard mills .....	(G)	(D)	(D)	1	—	—	—	—	—	—	—	—	1
32212	Paper mills .....	(G)	(D)	(D)	1	—	—	—	—	—	—	—	—	1
323	Printing & related support activities .....	112	479	1 746	8	2	3	2	—	1	—	—	—	—
3231	Printing & related support activities .....	112	479	1 746	8	2	3	2	—	1	—	—	—	—
32311	Printing .....	112	479	1 746	8	2	3	2	—	1	—	—	—	—
326	Plastics & rubber products mfg .....	(E)	(D)	(D)	2	—	—	1	—	—	—	1	—	—
3261	Plastics product mfg .....	(E)	(D)	(D)	2	—	—	1	—	—	—	1	—	—
32619	Other plastics product mfg .....	(E)	(D)	(D)	2	—	—	1	—	—	—	1	—	—
333	Machinery mfg .....	(C)	(D)	(D)	2	—	—	—	1	1	—	—	—	—
3339	Other general purpose machinery mfg .....	(C)	(D)	(D)	2	—	—	—	1	1	—	—	—	—
33399	All other general purpose machinery mfg .....	(C)	(D)	(D)	2	—	—	—	1	1	—	—	—	—
336	Transportation equipment mfg .....	(F)	(D)	(D)	3	—	1	—	1	—	—	1	—	—
3366	Ship & boat building .....	(E)	(D)	(D)	1	—	—	—	—	—	—	1	—	—
33661	Ship & boat building .....	(E)	(D)	(D)	1	—	—	—	—	—	—	1	—	—
337	Furniture & related product mfg .....	(E)	(D)	(D)	7	5	—	1	—	—	—	1	—	—
3379	Other furniture related product mfg .....	(E)	(D)	(D)	1	—	—	—	—	—	—	1	—	—
33792	Blind & shade mfg .....	(E)	(D)	(D)	1	—	—	—	—	—	—	1	—	—
42	<b>Wholesale trade</b> .....	804	5 686	24 062	69	30	11	14	13	1	—	—	—	—
421	Wholesale trade, durable goods .....	429	3 102	13 069	49	27	9	6	7	—	—	—	—	—
4214	Professional & commercial equip & supp whlse .	102	707	2 556	9	4	2	—	3	—	—	—	—	—
4218	Machinery, equipment & supplies whlse .....	138	1 221	5 468	14	8	1	3	2	—	—	—	—	—
422	Wholesale trade, nondurable goods .....	375	2 584	10 993	20	3	2	8	6	1	—	—	—	—
4224	Grocery & related product whlse .....	221	1 404	5 649	9	—	—	5	3	1	—	—	—	—
42249	Other grocery & related products whlse .....	(C)	(D)	(D)	7	—	—	3	3	1	—	—	—	—
44-45	<b>Retail trade</b> .....	4 469	16 220	67 912	349	144	98	65	24	10	7	1	—	—
441	Motor vehicle & parts dealers .....	606	2 956	12 217	47	18	13	8	6	1	1	—	—	—
4411	Automobile dealers .....	377	2 039	8 304	21	8	4	3	4	1	1	—	—	—
44111	New car dealers .....	307	1 792	7 229	10	1	2	2	3	1	1	—	—	—
441110	New car dealers .....	307	1 792	7 229	10	1	2	2	3	1	1	—	—	—
4413	Automotive parts, accessories & tire stores .....	211	865	3 653	22	8	7	5	2	—	—	—	—	—
44131	Automotive parts, accessories & tire stores ...	170	641	2 707	15	4	5	4	2	—	—	—	—	—
441310	Automotive parts, accessories & tire stores .	170	641	2 707	15	4	5	4	2	—	—	—	—	—
444	Bldg material & garden equip & supp dealers .....	375	1 746	8 018	25	7	8	7	2	—	1	—	—	—
4441	Building material & supplies dealers .....	367	1 723	7 910	22	4	8	7	2	—	1	—	—	—
44411	Home centers .....	(C)	(D)	(D)	1	—	—	—	—	—	1	—	—	—
44419	Other building material dealers .....	151	759	3 628	13	2	6	4	1	—	—	—	—	—
444190	Other building material dealers .....	151	759	3 628	13	2	6	4	1	—	—	—	—	—
445	Food & beverage stores .....	846	2 659	10 996	44	18	10	8	4	1	3	—	—	—
4451	Grocery stores .....	(F)	(D)	(D)	22	4	4	6	4	1	3	—	—	—
44511	Grocery (except convenience) stores .....	724	2 355	9 558	20	4	3	5	4	1	3	—	—	—
445110	Grocery (except convenience) stores .....	724	2 355	9 558	20	4	3	5	4	1	3	—	—	—
446	Health & personal care stores .....	335	1 474	6 396	32	9	13	8	1	1	—	—	—	—
4461	Health & personal care stores .....	335	1 474	6 396	32	9	13	8	1	1	—	—	—	—
44611	Pharmacies & drug stores .....	259	1 232	5 447	19	3	8	6	1	1	—	—	—	—
446110	Pharmacies & drug stores .....	259	1 232	5 447	19	3	8	6	1	1	—	—	—	—

See footnotes at end of table.

**Table 6. Counties—Employees, Payroll, and Establishments by Industry: 2000—Con.**

[Excludes most government employees, railroad employees, and self-employed persons. Size class 1 to 4 includes establishments with payroll, but no employees, during mid-March pay period. (D) denotes figures withheld to avoid disclosing data for individual companies; the data are included in broader industry totals. Detailed industries with 100 or more employees are shown if industry was not a (D). For explanation of terms, abbreviations, and data reliability/comparability, see introductory text]

NAICS code	Industry	Number of employees for week including March 12	Payroll (\$1,000)		Total number of establishments	Number of establishments by employment-size class								
			First quarter	Annual		1 to 4	5 to 9	10 to 19	20 to 49	50 to 99	100 to 249	250 to 499	500 to 999	1,000 or more
<b>ALLEGANY—Con.</b>														
<b>44-45</b>	<b>Retail trade—Con.</b>													
447	Gasoline stations .....	372	996	4 023	34	11	12	6	3	2	—	—	—	—
4471	Gasoline stations .....	372	996	4 023	34	11	12	6	3	2	—	—	—	—
44711	Gasoline stations with convenience stores ...	166	573	2 294	12	—	5	4	3	—	—	—	—	—
447110	Gasoline stations with convenience stores ...	166	573	2 294	12	—	5	4	3	—	—	—	—	—
44719	Other gasoline stations .....	206	423	1 729	22	11	7	2	—	2	—	—	—	—
447190	Other gasoline stations .....	206	423	1 729	22	11	7	2	—	2	—	—	—	—
448	Clothing & clothing accessories stores .....	355	1 001	4 000	47	23	15	6	2	1	—	—	—	—
4481	Clothing stores .....	222	611	2 513	25	11	8	4	1	1	—	—	—	—
44812	Women's clothing stores .....	105	295	1 179	11	4	4	2	1	—	—	—	—	—
448120	Women's clothing stores .....	105	295	1 179	11	4	4	2	1	—	—	—	—	—
451	Sporting goods, hobby, book & music stores .....	126	338	1 557	21	10	5	6	—	—	—	—	—	—
452	General merchandise stores .....	980	3 272	13 464	21	3	5	4	2	4	2	1	—	—
4521	Department stores .....	875	3 007	12 243	8	—	—	—	1	4	2	1	—	—
45211	Department stores .....	875	3 007	12 243	8	—	—	—	1	4	2	1	—	—
452110	Department stores .....	875	3 007	12 243	8	—	—	—	1	4	2	1	—	—
4529	Other general merchandise stores .....	105	265	1 221	13	3	5	4	1	—	—	—	—	—
45299	All other general merchandise stores .....	(C)	(D)	(D)	12	2	5	4	1	—	—	—	—	—
453	Miscellaneous store retailers .....	210	545	2 334	38	23	8	6	1	—	—	—	—	—
4532	Office supplies, stationery & gift stores .....	104	321	1 349	17	9	5	2	1	—	—	—	—	—
<b>48-49</b>	<b>Transportation &amp; warehousing .....</b>	<b>636</b>	<b>4 313</b>	<b>19 027</b>	<b>78</b>	<b>42</b>	<b>19</b>	<b>9</b>	<b>7</b>	<b>—</b>	<b>1</b>	<b>—</b>	<b>—</b>	<b>—</b>
484	Truck transportation .....	461	3 438	15 390	46	24	10	5	6	—	1	—	—	—
4841	General freight trucking .....	313	2 429	10 457	24	12	4	2	5	—	1	—	—	—
48411	General freight trucking, local .....	145	1 398	6 156	9	6	—	1	1	—	1	—	—	—
484110	General freight trucking, local .....	145	1 398	6 156	9	6	—	1	1	—	1	—	—	—
48412	General freight trucking, long-distance .....	168	1 031	4 301	15	6	4	1	4	—	—	—	—	—
4842	Specialized freight trucking .....	148	1 009	4 933	22	12	6	3	1	—	—	—	—	—
<b>51</b>	<b>Information .....</b>	<b>961</b>	<b>5 183</b>	<b>20 777</b>	<b>24</b>	<b>8</b>	<b>6</b>	<b>1</b>	<b>6</b>	<b>—</b>	<b>2</b>	<b>1</b>	<b>—</b>	<b>—</b>
511	Publishing industries .....	(C)	(D)	(D)	4	1	2	—	—	—	1	—	—	—
5111	Newspaper, periodical, book, database publishers .....	(C)	(D)	(D)	4	1	2	—	—	—	1	—	—	—
51111	Newspaper publishers .....	(C)	(D)	(D)	1	—	—	—	—	—	1	—	—	—
513	Broadcasting & telecommunications .....	709	4 058	16 230	16	5	4	1	4	—	1	1	—	—
5133	Telecommunications .....	613	3 524	13 964	11	4	3	1	1	—	1	1	—	—
51331	Wired telecommunications carriers .....	(C)	(D)	(D)	7	4	1	—	1	—	1	—	—	—
51333	Telecommunications resellers .....	(E)	(D)	(D)	1	—	—	—	—	—	—	1	—	—
<b>52</b>	<b>Finance &amp; insurance .....</b>	<b>839</b>	<b>6 515</b>	<b>26 273</b>	<b>104</b>	<b>58</b>	<b>31</b>	<b>9</b>	<b>2</b>	<b>2</b>	<b>2</b>	<b>—</b>	<b>—</b>	<b>—</b>
522	Credit intermediation & related activities .....	503	3 176	13 056	65	29	24	8	2	2	—	—	—	—
5221	Depository credit intermediation .....	469	2 905	11 871	53	19	22	8	2	2	—	—	—	—
52211	Commercial banking .....	307	1 976	7 812	38	15	15	6	—	2	—	—	—	—
522110	Commercial banking .....	307	1 976	7 812	38	15	15	6	—	2	—	—	—	—
52213	Credit unions .....	(C)	(D)	(D)	14	4	6	2	2	—	—	—	—	—
524	Insurance carriers & related activities .....	310	3 083	12 203	30	22	5	1	—	—	2	—	—	—
5241	Insurance carriers .....	(C)	(D)	(D)	8	6	—	1	—	—	1	—	—	—
52411	Direct life, health, medical insurance carriers ..	(C)	(D)	(D)	3	1	—	1	—	—	1	—	—	—
5242	Agencies & other insurance related activities ...	(C)	(D)	(D)	22	16	5	—	—	—	1	—	—	—
52421	Insurance agencies & brokerages .....	175	1 877	7 960	21	15	5	—	—	—	1	—	—	—
524210	Insurance agencies & brokerages .....	175	1 877	7 960	21	15	5	—	—	—	1	—	—	—
<b>53</b>	<b>Real estate &amp; rental &amp; leasing .....</b>	<b>387</b>	<b>1 325</b>	<b>7 176</b>	<b>60</b>	<b>46</b>	<b>10</b>	<b>1</b>	<b>2</b>	<b>—</b>	<b>1</b>	<b>—</b>	<b>—</b>	<b>—</b>
531	Real estate .....	278	965	5 301	42	38	2	—	1	—	1	—	—	—
5313	Activities related to real estate .....	(C)	(D)	(D)	8	7	—	—	—	—	1	—	—	—
53132	Offices of real estate appraisers .....	(C)	(D)	(D)	4	3	—	—	—	—	1	—	—	—
532	Rental & leasing services .....	109	360	1 875	18	8	8	1	1	—	—	—	—	—
<b>54</b>	<b>Professional, scientific &amp; technical services .....</b>	<b>668</b>	<b>3 888</b>	<b>17 268</b>	<b>118</b>	<b>78</b>	<b>29</b>	<b>6</b>	<b>4</b>	<b>—</b>	<b>1</b>	<b>—</b>	<b>—</b>	<b>—</b>
541	Professional, scientific & technical services .....	668	3 888	17 268	118	78	29	6	4	—	1	—	—	—
5411	Legal services .....	118	830	3 837	37	29	5	3	—	—	—	—	—	—
54111	Offices of lawyers .....	118	830	3 837	37	29	5	3	—	—	—	—	—	—
541110	Offices of lawyers .....	118	830	3 837	37	29	5	3	—	—	—	—	—	—
5412	Accounting, tax prep, bookkeep, payroll services .....	289	1 842	7 993	24	11	9	1	2	—	1	—	—	—
54121	Accounting, tax prep, bookkeep, payroll services .....	289	1 842	7 993	24	11	9	1	2	—	1	—	—	—
5419	Oth professional, scientific, technical services ...	111	341	1 469	19	13	3	1	2	—	—	—	—	—
<b>55</b>	<b>Management of companies &amp; enterprises ..</b>	<b>(B)</b>	<b>(D)</b>	<b>(D)</b>	<b>4</b>	<b>2</b>	<b>1</b>	<b>—</b>	<b>—</b>	<b>1</b>	<b>—</b>	<b>—</b>	<b>—</b>	<b>—</b>
<b>56</b>	<b>Admin. support, waste mgt, remediation services .....</b>	<b>647</b>	<b>2 970</b>	<b>10 476</b>	<b>49</b>	<b>24</b>	<b>12</b>	<b>5</b>	<b>5</b>	<b>2</b>	<b>1</b>	<b>—</b>	<b>—</b>	<b>—</b>
561	Administrative & support services .....	572	1 930	8 219	38	17	10	4	4	2	1	—	—	—
5613	Employment services .....	188	732	3 074	5	1	—	—	3	1	—	—	—	—
56132	Temporary help services .....	(C)	(D)	(D)	4	1	—	—	2	1	—	—	—	—
5617	Services to buildings & dwellings .....	125	259	1 356	17	7	6	3	1	—	—	—	—	—
5619	Other support services .....	(C)	(D)	(D)	3	1	1	—	—	—	1	—	—	—
56199	All other support services .....	(C)	(D)	(D)	2	—	1	—	—	—	1	—	—	—

See footnotes at end of table.



**Table 6. Counties—Employees, Payroll, and Establishments by Industry: 2000—Con.**

[Excludes most government employees, railroad employees, and self-employed persons. Size class 1 to 4 includes establishments with payroll, but no employees, during mid-March pay period. (D) denotes figures withheld to avoid disclosing data for individual companies; the data are included in broader industry totals. Detailed industries with 100 or more employees are shown if industry was not a (D). For explanation of terms, abbreviations, and data reliability/comparability, see introductory text]

NAICS code	Industry	Number of employees for week including March 12	Payroll (\$1,000)		Total number of establishments	Number of establishments by employment-size class								
			First quarter	Annual		1 to 4	5 to 9	10 to 19	20 to 49	50 to 99	100 to 249	250 to 499	500 to 999	1,000 or more
<b>ALLEGANY—Con.</b>														
<b>61</b>	<b>Educational services</b>	<b>172</b>	<b>659</b>	<b>2 675</b>	<b>17</b>	<b>10</b>	<b>1</b>	<b>2</b>	<b>4</b>	—	—	—	—	—
611	Educational services	172	659	2 675	17	10	1	2	4	—	—	—	—	—
6111	Elementary & secondary schools	143	623	2 460	7	1	1	1	4	—	—	—	—	—
61111	Elementary & secondary schools	143	623	2 460	7	1	1	1	4	—	—	—	—	—
611110	Elementary & secondary schools	143	623	2 460	7	1	1	1	4	—	—	—	—	—
<b>62</b>	<b>Health care and social assistance</b>	<b>5 059</b>	<b>34 129</b>	<b>141 878</b>	<b>247</b>	<b>112</b>	<b>78</b>	<b>31</b>	<b>11</b>	<b>6</b>	<b>7</b>	—	<b>1</b>	<b>1</b>
621	Ambulatory health care services	1 183	10 924	52 281	172	85	55	22	8	2	—	—	—	—
6211	Offices of physicians	659	7 708	37 229	102	51	37	8	5	1	—	—	—	—
62111	Offices of physicians	659	7 708	37 229	102	51	37	8	5	1	—	—	—	—
621111	Offices of physicians (exc mental health)	631	7 622	36 870	96	47	35	8	5	1	—	—	—	—
6212	Offices of dentists	190	1 120	5 596	34	17	11	6	—	—	—	—	—	—
62121	Offices of dentists	190	1 120	5 596	34	17	11	6	—	—	—	—	—	—
621210	Offices of dentists	190	1 120	5 596	34	17	11	6	—	—	—	—	—	—
6214	Outpatient care centers	151	815	3 225	8	2	—	3	2	1	—	—	—	—
62149	Other outpatient care centers	(C)	(D)	(D)	6	1	—	2	2	1	—	—	—	—
622	Hospitals	(G)	(D)	(D)	3	—	—	—	—	—	1	—	1	1
6221	General medical & surgical hospitals	(G)	(D)	(D)	2	—	—	—	—	—	—	—	1	1
62211	General medical & surgical hospitals	(G)	(D)	(D)	2	—	—	—	—	—	—	—	1	1
6222	Psychiatric & substance abuse hospitals	(C)	(D)	(D)	1	—	—	—	—	—	1	—	—	—
62221	Psychiatric & substance abuse hospitals	(C)	(D)	(D)	1	—	—	—	—	—	1	—	—	—
623	Nursing & residential care facilities	1 054	4 310	17 107	26	9	6	2	2	2	5	—	—	—
6231	Nursing care facilities	473	2 068	8 029	5	1	—	—	—	1	3	—	—	—
62311	Nursing care facilities	473	2 068	8 029	5	1	—	—	—	1	3	—	—	—
623110	Nursing care facilities	473	2 068	8 029	5	1	—	—	—	1	3	—	—	—
6232	Residential mental retardation, health facil	282	988	3 864	9	3	4	—	—	1	1	—	—	—
62321	Residential mental retardation facilities	282	988	3 864	9	3	4	—	—	1	1	—	—	—
623210	Residential mental retardation facilities	282	988	3 864	9	3	4	—	—	1	1	—	—	—
6233	Community care facilities for the elderly	251	997	4 244	9	4	1	2	1	—	1	—	—	—
62331	Community care facilities for the elderly	251	997	4 244	9	4	1	2	1	—	1	—	—	—
624	Social assistance	(F)	(D)	(D)	46	18	17	7	1	2	1	—	—	—
6241	Individual & family services	(C)	(D)	(D)	20	8	7	4	1	—	—	—	—	—
6243	Vocational rehabilitation services	(E)	(D)	(D)	5	1	1	—	—	2	1	—	—	—
62431	Vocational rehabilitation services	(E)	(D)	(D)	5	1	1	—	—	2	1	—	—	—
<b>71</b>	<b>Arts, entertainment &amp; recreation</b>	<b>(E)</b>	<b>(D)</b>	<b>(D)</b>	<b>24</b>	<b>12</b>	<b>5</b>	<b>5</b>	<b>1</b>	—	<b>1</b>	—	—	—
713	Amusement, gambling & recreation industries	(E)	(D)	(D)	22	10	5	5	1	—	1	—	—	—
7139	Other amusement & recreation industries	247	664	2 994	19	9	5	3	1	—	1	—	—	—
71394	Fitness & recreational sports centers	160	378	1 514	7	4	1	1	—	—	1	—	—	—
713940	Fitness & recreational sports centers	160	378	1 514	7	4	1	1	—	—	1	—	—	—
<b>72</b>	<b>Accommodation &amp; food services</b>	<b>2 736</b>	<b>5 610</b>	<b>24 122</b>	<b>166</b>	<b>55</b>	<b>32</b>	<b>32</b>	<b>31</b>	<b>15</b>	<b>1</b>	—	—	—
721	Accommodation	247	695	2 986	21	10	5	2	2	2	—	—	—	—
7211	Traveler accommodation	234	666	2 866	18	8	4	2	2	2	—	—	—	—
72111	Hotels (exc casino hotels) & motels	219	648	2 771	15	7	2	2	2	2	—	—	—	—
721110	Hotels (exc casino hotels) & motels	219	648	2 771	15	7	2	2	2	2	—	—	—	—
722	Food services & drinking places	2 489	4 915	21 136	145	45	27	30	29	13	1	—	—	—
7221	Full-service restaurants	1 185	2 499	10 091	60	13	11	16	12	8	—	—	—	—
72211	Full-service restaurants	1 185	2 499	10 091	60	13	11	16	12	8	—	—	—	—
722110	Full-service restaurants	1 185	2 499	10 091	60	13	11	16	12	8	—	—	—	—
7222	Limited-service eating places	1 045	1 935	8 668	56	13	11	11	16	5	—	—	—	—
72221	Limited-service eating places	1 045	1 935	8 668	56	13	11	11	16	5	—	—	—	—
722211	Limited-service restaurants	1 034	1 915	8 584	52	11	9	11	16	5	—	—	—	—
7223	Special food services	(C)	(D)	(D)	4	1	1	—	1	—	1	—	—	—
72231	Food service contractors	(C)	(D)	(D)	3	—	—	—	1	—	1	—	—	—
7224	Drinking places (alcoholic beverages)	(C)	(D)	(D)	25	18	4	3	—	—	—	—	—	—
72241	Drinking places (alcoholic beverages)	(C)	(D)	(D)	25	18	4	3	—	—	—	—	—	—
<b>81</b>	<b>Other services (except public administration)</b>	<b>1 411</b>	<b>4 758</b>	<b>20 246</b>	<b>274</b>	<b>184</b>	<b>54</b>	<b>24</b>	<b>11</b>	<b>1</b>	—	—	—	—
811	Repair & maintenance	318	1 485	6 459	58	38	7	8	5	—	—	—	—	—
8111	Automotive repair & maintenance	190	802	3 399	41	29	5	4	3	—	—	—	—	—
812	Personal & laundry services	456	1 567	6 679	73	45	17	7	3	1	—	—	—	—
8121	Personal care services	185	457	1 928	44	29	11	4	—	—	—	—	—	—
81211	Hair, nail & skin care services	(C)	(D)	(D)	42	27	11	4	—	—	—	—	—	—
8122	Death care services	103	420	1 825	16	8	5	2	1	—	—	—	—	—
813	Religious, grantmaking, civic, prof & like organizations	637	1 706	7 108	143	101	30	9	3	—	—	—	—	—
8131	Religious organizations	388	964	3 931	85	61	19	2	3	—	—	—	—	—
81311	Religious organizations	388	964	3 931	85	61	19	2	3	—	—	—	—	—
813110	Religious organizations	388	964	3 931	85	61	19	2	3	—	—	—	—	—
8134	Civic & social organizations	118	290	1 182	25	14	8	3	—	—	—	—	—	—
81341	Civic & social organizations	118	290	1 182	25	14	8	3	—	—	—	—	—	—
813410	Civic & social organizations	118	290	1 182	25	14	8	3	—	—	—	—	—	—
8139	Business, labor, political, like organizations	101	297	1 273	27	22	2	3	—	—	—	—	—	—
<b>95</b>	<b>Auxiliaries (exc corporate, subsidiary &amp; regional mgt)</b>	<b>(A)</b>	<b>(D)</b>	<b>(D)</b>	<b>3</b>	<b>2</b>	<b>1</b>	—	—	—	—	—	—	—
<b>99</b>	<b>Unclassified establishments</b>	<b>28</b>	<b>53</b>	<b>341</b>	<b>12</b>	<b>9</b>	<b>2</b>	<b>1</b>	—	—	—	—	—	—

See footnotes at end of table.

**Table 6. Counties—Employees, Payroll, and Establishments by Industry: 2000—Con.**

[Excludes most government employees, railroad employees, and self-employed persons. Size class 1 to 4 includes establishments with payroll, but no employees, during mid-March pay period. (D) denotes figures withheld to avoid disclosing data for individual companies; the data are included in broader industry totals. Detailed industries with 100 or more employees are shown if industry was not a (D). For explanation of terms, abbreviations, and data reliability/comparability, see introductory text]

NAICS code	Industry	Number of employees for week including March 12	Payroll (\$1,000)		Total number of establishments	Number of establishments by employment-size class								
			First quarter	Annual		1 to 4	5 to 9	10 to 19	20 to 49	50 to 99	100 to 249	250 to 499	500 to 999	1,000 or more
<b>ANNE ARUNDEL</b>														
	<b>Total</b> .....	<b>184 817</b>	<b>1 385 686</b>	<b>6 271 506</b>	<b>12 175</b>	<b>6 435</b>	<b>2 430</b>	<b>1 653</b>	<b>1 007</b>	<b>364</b>	<b>207</b>	<b>59</b>	<b>12</b>	<b>8</b>
11	Forestry, fishing, hunting, and agriculture support .....	(B)	(D)	(D)	8	7	—	1	—	—	—	—	—	—
21	Mining .....	(B)	(D)	(D)	9	5	2	1	1	—	—	—	—	—
22	Utilities .....	534	11 211	45 660	14	9	2	1	—	1	—	1	—	—
221	Utilities .....	534	11 211	45 660	14	9	2	1	—	1	—	1	—	—
2211	Elec pwr generation, transmsn & distribution ...	519	11 150	45 357	7	3	1	—	1	—	1	—	—	—
22112	Electric pwr transmsn, control & distribution ..	(F)	(D)	(D)	6	3	1	—	—	1	—	1	—	—
23	Construction .....	13 883	111 204	490 486	1 639	999	306	191	102	22	16	3	—	—
233	Building, developing & general contracting .....	3 270	25 975	109 564	545	370	91	51	25	5	3	—	—	—
2332	Residential building construction .....	2 515	20 006	84 854	455	315	78	41	15	4	2	—	—	—
23321	Single-family housing construction .....	2 283	18 096	78 357	436	303	72	41	15	4	1	—	—	—
233210	Single-family housing construction .....	2 283	18 096	78 357	436	303	72	41	15	4	1	—	—	—
23322	Multifamily housing construction .....	232	1 910	6 497	19	12	6	—	—	—	1	—	—	—
233220	Multifamily housing construction .....	232	1 910	6 497	19	12	6	—	—	—	1	—	—	—
2333	Nonresidential building construction .....	692	5 491	23 051	71	41	10	9	9	1	1	—	—	—
23332	Commercial & institutional bldg construction ..	639	5 120	21 448	64	36	10	8	8	1	1	—	—	—
233320	Commercial & institutional bldg construction ..	639	5 120	21 448	64	36	10	8	8	1	1	—	—	—
234	Heavy construction .....	1 472	12 049	54 932	74	31	16	12	8	3	3	1	—	—
2341	Highway, street, bridge & tunnel construction ...	634	4 682	21 395	20	9	3	3	2	1	1	1	—	—
23411	Highway & street construction .....	(F)	(D)	(D)	18	8	3	3	2	—	1	1	—	—
2349	Other heavy construction .....	838	7 367	33 537	54	22	13	9	6	2	2	—	—	—
23491	Water, sewer & pipeline construction .....	267	2 083	9 430	16	4	6	2	3	—	1	—	—	—
234910	Water, sewer & pipeline construction .....	267	2 083	9 430	16	4	6	2	3	—	1	—	—	—
23492	Pwr, communication transmsn line construction .....	367	3 397	16 017	9	3	1	1	1	2	1	—	—	—
234920	Pwr, communication transmsn line construction .....	367	3 397	16 017	9	3	1	1	1	2	1	—	—	—
23499	All other heavy construction .....	(C)	(D)	(D)	27	15	5	5	2	—	—	—	—	—
235	Special trade contractors .....	9 141	73 180	325 990	1 020	598	199	128	69	14	10	2	—	—
2351	Plumbing, heating & AC contractor .....	1 915	16 520	71 789	217	124	37	33	18	3	2	—	—	—
23511	Plumbing, heating & AC contractor .....	1 915	16 520	71 789	217	124	37	33	18	3	2	—	—	—
235110	Plumbing, heating & AC contractor .....	1 915	16 520	71 789	217	124	37	33	18	3	2	—	—	—
2352	Painting & wall covering contractors .....	541	3 084	14 959	87	59	13	7	6	2	—	—	—	—
23521	Painting & wall covering contractors .....	541	3 084	14 959	87	59	13	7	6	2	—	—	—	—
235210	Painting & wall covering contractors .....	541	3 084	14 959	87	59	13	7	6	2	—	—	—	—
2353	Electrical contractors .....	1 833	15 150	71 124	153	79	34	19	16	2	2	1	—	—
23531	Electrical contractors .....	1 833	15 150	71 124	153	79	34	19	16	2	2	1	—	—
235310	Electrical contractors .....	1 833	15 150	71 124	153	79	34	19	16	2	2	1	—	—
2354	Masonry, drywall, insulation, tile contractors ....	1 012	6 887	29 507	130	72	34	16	6	1	1	—	—	—
23541	Masonry & stone contractors .....	358	1 942	10 233	66	36	19	9	2	—	—	—	—	—
235410	Masonry & stone contractors .....	358	1 942	10 233	66	36	19	9	2	—	—	—	—	—
23542	Drywall, acoustical & insulation contractors ...	606	4 633	17 954	50	25	13	6	4	1	1	—	—	—
235420	Drywall, acoustical & insulation contractors ...	606	4 633	17 954	50	25	13	6	4	1	1	—	—	—
2355	Carpentry & floor contractors .....	709	4 627	20 699	126	79	23	17	5	2	—	—	—	—
23551	Carpentry contractors .....	521	3 083	13 450	90	54	17	14	4	1	—	—	—	—
235510	Carpentry contractors .....	521	3 083	13 450	90	54	17	14	4	1	—	—	—	—
23552	Floor laying & other floor contractors .....	188	1 544	7 249	36	25	6	3	1	1	—	—	—	—
235520	Floor laying & other floor contractors .....	188	1 544	7 249	36	25	6	3	1	1	—	—	—	—
2356	Roofing, siding, & sheet metal contractors .....	422	2 585	12 078	75	45	16	10	4	—	—	—	—	—
23561	Roofing, siding, & sheet metal contractors .....	422	2 585	12 078	75	45	16	10	4	—	—	—	—	—
235610	Roofing, siding, & sheet metal contractors ..	422	2 585	12 078	75	45	16	10	4	—	—	—	—	—
2357	Concrete contractors .....	926	9 001	38 770	41	22	8	3	6	—	1	1	—	—
23571	Concrete contractors .....	926	9 001	38 770	41	22	8	3	6	—	1	1	—	—
235710	Concrete contractors .....	926	9 001	38 770	41	22	8	3	6	—	1	1	—	—
2359	Other special trade contractors .....	1 693	14 641	63 717	182	115	32	21	6	4	4	—	—	—
23591	Structural steel erection contractors .....	315	2 536	10 886	13	4	4	2	1	1	1	—	—	—
235910	Structural steel erection contractors .....	315	2 536	10 886	13	4	4	2	1	1	1	—	—	—
23593	Excavation contractors .....	394	3 817	16 356	54	38	8	5	1	1	1	—	—	—
235930	Excavation contractors .....	394	3 817	16 356	54	38	8	5	1	1	1	—	—	—
23595	Bldg equip & oth mach installation contractor .	209	2 566	10 503	14	8	1	2	1	2	—	—	—	—
235950	Bldg equip & oth mach installation contractor .	209	2 566	10 503	14	8	1	2	1	2	—	—	—	—
23599	All other special trade contractors .....	697	5 090	22 838	88	58	15	11	2	—	2	—	—	—
235990	All other special trade contractors .....	697	5 090	22 838	88	58	15	11	2	—	2	—	—	—
31-33	<b>Manufacturing</b> .....	<b>13 074</b>	<b>167 371</b>	<b>711 330</b>	<b>337</b>	<b>133</b>	<b>87</b>	<b>50</b>	<b>44</b>	<b>11</b>	<b>6</b>	<b>4</b>	<b>1</b>	<b>1</b>
311	Food mfg .....	102	460	1 976	12	3	6	1	2	—	—	—	—	—
314	Textile product mills .....	155	905	3 451	21	10	8	1	2	—	—	—	—	—
3149	Other textile product mills .....	135	831	3 138	15	5	7	1	2	—	—	—	—	—
31491	Textile bag & canvas mills .....	119	743	2 645	12	4	5	1	2	—	—	—	—	—
322	Paper mfg .....	(C)	(D)	(D)	4	2	1	—	—	—	1	—	—	—
3222	Converted paper product mfg .....	(C)	(D)	(D)	3	1	—	—	—	—	1	—	—	—
32221	Paperboard container mfg .....	(C)	(D)	(D)	2	—	1	—	—	—	1	—	—	—
323	Printing & related support activities .....	1 475	12 145	53 885	71	29	15	11	9	5	1	1	—	—
3231	Printing & related support activities .....	1 475	12 145	53 885	71	29	15	11	9	5	1	1	—	—
32311	Printing .....	1 184	9 927	44 625	54	19	14	9	8	2	1	1	—	—
323110	Commercial lithographic printing .....	551	5 323	26 900	27	9	8	4	4	1	1	—	—	—
323114	Quick printing .....	128	792	3 605	12	6	2	1	3	—	—	—	—	—
32312	Printing support activities .....	291	2 218	9 260	17	10	1	2	1	3	—	—	—	—
323121	Tradebinding & related work .....	193	1 388	5 939	5	1	—	1	1	2	—	—	—	—
325	Chemical mfg .....	119	1 200	5 548	13	6	2	3	2	—	—	—	—	—

See footnotes at end of table.



**Table 6. Counties—Employees, Payroll, and Establishments by Industry: 2000—Con.**

[Excludes most government employees, railroad employees, and self-employed persons. Size class 1 to 4 includes establishments with payroll, but no employees, during mid-March pay period. (D) denotes figures withheld to avoid disclosing data for individual companies; the data are included in broader industry totals. Detailed industries with 100 or more employees are shown if industry was not a (D). For explanation of terms, abbreviations, and data reliability/comparability, see introductory text]

NAICS code	Industry	Number of employees for week including March 12	Payroll (\$1,000)		Total number of establishments	Number of establishments by employment-size class								
			First quarter	Annual		1 to 4	5 to 9	10 to 19	20 to 49	50 to 99	100 to 249	250 to 499	500 to 999	1,000 or more
<b>ANNE ARUNDEL—Con.</b>														
<b>Wholesale trade—Con.</b>														
42	Wholesale trade, durable goods—Con.													
421	Hardware, plumb & heating equip & sup whsle . . . . .	459	3 950	17 773	42	23	7	8	2	1	1	—	—	—
4217	Hardware whsle . . . . .	262	1 896	8 845	13	7	2	2	—	1	1	—	—	—
421710	Hardware whsle . . . . .	262	1 896	8 845	13	7	2	2	—	1	1	—	—	—
42172	Plumbing & heating equipment & supplies whsle . . . . .	114	1 195	5 086	16	10	—	5	1	—	—	—	—	—
421720	Plumbing & heating equipment & supplies whsle . . . . .	114	1 195	5 086	16	10	—	5	1	—	—	—	—	—
4218	Machinery, equipment & supplies whsle . . . . .	848	11 346	47 154	91	55	17	10	7	1	1	—	—	—
42183	Industrial machinery & equipment whsle . . . . .	500	7 762	30 638	45	29	6	5	4	—	1	—	—	—
421830	Industrial machinery & equipment whsle . . . . .	500	7 762	30 638	45	29	6	5	4	—	1	—	—	—
42185	Service establishment equip & supplies whsle . . . . .	168	1 680	7 237	21	11	5	3	1	1	—	—	—	—
421850	Service establishment equip & supplies whsle . . . . .	168	1 680	7 237	21	11	5	3	1	1	—	—	—	—
4219	Miscellaneous durable goods whsle . . . . .	597	4 077	19 357	50	22	15	7	4	1	1	—	—	—
42191	Sporting & recreational goods & supply whsle . . . . .	119	1 045	4 444	16	6	6	2	2	—	—	—	—	—
421910	Sporting & recreational goods & supply whsle . . . . .	119	1 045	4 444	16	6	6	2	2	—	—	—	—	—
42199	Other miscellaneous durable goods whsle . . . . .	336	1 945	9 789	19	9	7	—	1	1	1	—	—	—
421990	Other miscellaneous durable goods whsle . . . . .	336	1 945	9 789	19	9	7	—	1	1	1	—	—	—
422	Wholesale trade, nondurable goods . . . . .	3 551	35 134	149 139	174	99	33	12	17	6	4	2	1	—
4221	Paper & paper product whsle . . . . .	493	4 781	19 287	19	9	5	1	3	—	—	1	—	—
42212	Stationery & office supplies whsle . . . . .	442	4 277	16 601	11	4	3	1	2	—	—	1	—	—
422120	Stationery & office supplies whsle . . . . .	442	4 277	16 601	11	4	3	1	2	—	—	1	—	—
4224	Grocery & related product whsle . . . . .	1 644	15 186	66 959	52	24	10	4	8	2	3	—	1	—
42241	General line grocery whsle . . . . .	(F)	(D)	(D)	5	2	—	—	1	1	—	—	1	—
42242	Packaged frozen food whsle . . . . .	138	1 248	5 342	9	3	3	1	2	—	—	—	—	—
422420	Packaged frozen food whsle . . . . .	138	1 248	5 342	9	3	3	1	2	—	—	—	—	—
42248	Fresh fruit & vegetable whsle . . . . .	369	2 213	10 595	9	3	1	2	1	—	2	—	—	—
422480	Fresh fruit & vegetable whsle . . . . .	369	2 213	10 595	9	3	1	2	1	—	2	—	—	—
42249	Other grocery & related products whsle . . . . .	403	3 581	15 331	19	7	5	1	4	1	1	—	—	—
422490	Other grocery & related products whsle . . . . .	403	3 581	15 331	19	7	5	1	4	1	1	—	—	—
4228	Beer, wine, distilled alcoholic beverage whsle . . . . .	657	7 757	31 009	12	5	1	1	2	2	—	1	—	—
42281	Beer & ale whsle . . . . .	181	1 806	7 772	3	—	—	—	1	2	—	—	—	—
422810	Beer & ale whsle . . . . .	181	1 806	7 772	3	—	—	—	1	2	—	—	—	—
42282	Wine & distilled alcoholic beverage whsle . . . . .	476	5 951	23 237	9	5	1	1	1	—	—	1	—	—
422820	Wine & distilled alcoholic beverage whsle . . . . .	476	5 951	23 237	9	5	1	1	1	—	—	1	—	—
4229	Miscellaneous nondurable goods whsle . . . . .	482	4 873	19 956	52	35	10	4	1	1	1	—	—	—
42291	Farm supplies whsle . . . . .	(C)	(D)	(D)	2	1	—	—	—	—	1	—	—	—
42292	Book, periodical & newspaper whsle . . . . .	(C)	(D)	(D)	4	2	1	—	—	1	—	—	—	—
42299	Other miscellaneous nondurable goods whsle . . . . .	104	991	5 229	34	28	5	—	1	—	—	—	—	—
422990	Other miscellaneous nondurable goods whsle . . . . .	104	991	5 229	34	28	5	—	1	—	—	—	—	—
<b>44-45</b>	<b>Retail trade . . . . .</b>	<b>29 501</b>	<b>146 734</b>	<b>623 924</b>	<b>1 943</b>	<b>789</b>	<b>507</b>	<b>362</b>	<b>159</b>	<b>64</b>	<b>51</b>	<b>11</b>	<b>—</b>	<b>—</b>
441	Motor vehicle & parts dealers . . . . .	3 438	28 590	127 972	216	79	50	42	24	17	4	—	—	—
4411	Automobile dealers . . . . .	2 090	20 037	87 661	71	27	10	4	11	15	4	—	—	—
44111	New car dealers . . . . .	1 949	19 092	82 954	38	5	1	3	10	15	4	—	—	—
441110	New car dealers . . . . .	1 949	19 092	82 954	38	5	1	3	10	15	4	—	—	—
44112	Used car dealers . . . . .	141	945	4 707	33	22	9	1	1	—	—	—	—	—
441120	Used car dealers . . . . .	141	945	4 707	33	22	9	1	1	—	—	—	—	—
4412	Other motor vehicle dealers . . . . .	499	3 961	20 683	64	27	14	19	4	—	—	—	—	—
44122	Motorcycle & boat & other MV dealers . . . . .	465	3 752	19 582	61	26	14	17	4	—	—	—	—	—
441222	Boat dealers . . . . .	389	2 591	13 783	52	22	13	14	3	—	—	—	—	—
4413	Automotive parts, accessories & tire stores . . . . .	849	4 592	19 628	81	25	26	19	9	2	—	—	—	—
44131	Automotive parts, accessories & tire stores . . . . .	545	2 703	11 363	52	19	15	10	6	2	—	—	—	—
441310	Automotive parts, accessories & tire stores . . . . .	545	2 703	11 363	52	19	15	10	6	2	—	—	—	—
44132	Tire dealers . . . . .	304	1 889	8 265	29	6	11	9	3	—	—	—	—	—
441320	Tire dealers . . . . .	304	1 889	8 265	29	6	11	9	3	—	—	—	—	—
442	Furniture & home furnishing stores . . . . .	1 062	6 205	24 764	131	65	33	21	9	3	—	—	—	—
4421	Furniture stores . . . . .	457	3 531	13 466	47	24	9	8	4	2	—	—	—	—
44211	Furniture stores . . . . .	457	3 531	13 466	47	24	9	8	4	2	—	—	—	—
442110	Furniture stores . . . . .	457	3 531	13 466	47	24	9	8	4	2	—	—	—	—
4422	Home furnishings stores . . . . .	605	2 674	11 298	84	41	24	13	5	1	—	—	—	—
44221	Floor covering stores . . . . .	195	1 203	5 309	39	23	12	2	2	—	—	—	—	—
442210	Floor covering stores . . . . .	195	1 203	5 309	39	23	12	2	2	—	—	—	—	—
44229	Other home furnishings stores . . . . .	410	1 471	5 989	45	18	12	11	3	1	—	—	—	—
442299	All other home furnishings stores . . . . .	383	1 383	5 631	39	14	11	10	3	1	—	—	—	—
443	Electronics & appliance stores . . . . .	1 231	10 485	38 805	79	31	25	12	4	3	4	—	—	—
4431	Electronics & appliance stores . . . . .	1 231	10 485	38 805	79	31	25	12	4	3	4	—	—	—
44311	Appliance, TV & all other electronics stores . . . . .	(F)	(D)	(D)	43	14	13	8	3	2	3	—	—	—
443112	Radio, television & other electronics stores . . . . .	738	4 251	17 687	33	12	9	5	2	2	3	—	—	—
44312	Computer & software stores . . . . .	365	5 420	18 209	29	15	10	1	1	1	1	—	—	—
443120	Computer & software stores . . . . .	365	5 420	18 209	29	15	10	1	1	1	1	—	—	—
444	Bldg material & garden equip & supp dealers . . . . .	2 148	13 368	56 676	126	50	30	20	18	5	1	2	—	—
4441	Building material & supplies dealers . . . . .	1 907	12 587	52 460	98	39	24	13	14	5	1	2	—	—
44411	Home centers . . . . .	(F)	(D)	(D)	5	2	—	—	—	—	1	2	—	—
44413	Hardware stores . . . . .	228	835	3 477	15	6	3	2	3	1	—	—	—	—
444130	Hardware stores . . . . .	228	835	3 477	15	6	3	2	3	1	—	—	—	—
44419	Other building material dealers . . . . .	870	7 188	30 513	67	26	17	10	10	4	—	—	—	—
444190	Other building material dealers . . . . .	870	7 188	30 513	67	26	17	10	10	4	—	—	—	—
4442	Lawn & garden equip & supplies stores . . . . .	241	781	4 216	28	11	6	7	4	—	—	—	—	—
44422	Nursery & garden centers . . . . .	225	685	3 978	25	9	6	6	4	—	—	—	—	—
444220	Nursery & garden centers . . . . .	225	685	3 978	25	9	6	6	4	—	—	—	—	—

See footnotes at end of table.

**Table 6. Counties—Employees, Payroll, and Establishments by Industry: 2000—Con.**

[Excludes most government employees, railroad employees, and self-employed persons. Size class 1 to 4 includes establishments with payroll, but no employees, during mid-March pay period. (D) denotes figures withheld to avoid disclosing data for individual companies; the data are included in broader industry totals. Detailed industries with 100 or more employees are shown if industry was not a (D). For explanation of terms, abbreviations, and data reliability/comparability, see introductory text]

NAICS code	Industry	Number of employees for week including March 12	Payroll (\$1,000)		Total number of establishments	Number of establishments by employment-size class									
			First quarter	Annual		1 to 4	5 to 9	10 to 19	20 to 49	50 to 99	100 to 249	250 to 499	500 to 999	1,000 or more	
<b>ANNE ARUNDEL—Con.</b>															
<b>44-45 Retail trade—Con.</b>															
445	Food & beverage stores .....	6 843	32 077	130 939	300	106	68	61	25	17	21	2	—	—	
4451	Grocery stores .....	5 883	28 401	115 240	161	40	28	37	16	17	21	2	—	—	
44511	Grocery (except convenience) stores .....	5 120	25 289	102 965	86	25	6	6	9	17	21	2	—	—	
445110	Grocery (except convenience) stores .....	5 120	25 289	102 965	86	25	6	6	9	17	21	2	—	—	
44512	Convenience stores .....	763	3 112	12 275	75	15	22	31	7	—	—	—	—	—	
445120	Convenience stores .....	763	3 112	12 275	75	15	22	31	7	—	—	—	—	—	
4452	Specialty food stores .....	423	1 460	6 048	54	25	14	8	7	—	—	—	—	—	
44522	Fish & seafood markets .....	149	763	3 282	8	—	3	1	4	—	—	—	—	—	
445220	Fish & seafood markets .....	149	763	3 282	8	—	3	1	4	—	—	—	—	—	
44529	Other specialty food stores .....	152	378	1 677	32	19	7	5	1	—	—	—	—	—	
4453	Beer, wine & liquor stores .....	537	2 216	9 651	85	41	26	16	2	—	—	—	—	—	
44531	Beer, wine & liquor stores .....	537	2 216	9 651	85	41	26	16	2	—	—	—	—	—	
445310	Beer, wine & liquor stores .....	537	2 216	9 651	85	41	26	16	2	—	—	—	—	—	
446	Health & personal care stores .....	1 227	6 206	29 917	143	69	36	21	15	1	1	—	—	—	
4461	Health & personal care stores .....	1 227	6 206	29 917	143	69	36	21	15	1	1	—	—	—	
44611	Pharmacies & drug stores .....	702	3 665	17 458	47	14	6	16	9	1	1	—	—	—	
446110	Pharmacies & drug stores .....	702	3 665	17 458	47	14	6	16	9	1	1	—	—	—	
44612	Cosmetics, beauty supplies & perfume stores .....	136	364	1 588	23	10	9	3	1	—	—	—	—	—	
446120	Cosmetics, beauty supplies & perfume stores .....	136	364	1 588	23	10	9	3	1	—	—	—	—	—	
44613	Optical goods stores .....	212	1 116	4 302	39	26	8	2	3	—	—	—	—	—	
446130	Optical goods stores .....	212	1 116	4 302	39	26	8	2	3	—	—	—	—	—	
44619	Other health & personal care stores .....	177	1 061	6 569	34	19	13	—	2	—	—	—	—	—	
446199	All other health & personal care stores .....	115	888	5 876	16	10	4	—	2	—	—	—	—	—	
447	Gasoline stations .....	1 256	4 388	18 786	156	53	56	41	5	—	1	—	—	—	
4471	Gasoline stations .....	1 256	4 388	18 786	156	53	56	41	5	—	1	—	—	—	
44711	Gasoline stations with convenience stores .....	447	1 507	6 485	58	18	16	24	—	—	—	—	—	—	
447110	Gasoline stations with convenience stores .....	447	1 507	6 485	58	18	16	24	—	—	—	—	—	—	
44719	Other gasoline stations .....	809	2 881	12 301	98	35	40	17	5	—	1	—	—	—	
447190	Other gasoline stations .....	809	2 881	12 301	98	35	40	17	5	—	1	—	—	—	
448	Clothing & clothing accessories stores .....	2 908	10 436	45 518	289	117	82	67	17	5	—	1	—	—	
4481	Clothing stores .....	2 174	7 291	32 056	162	59	37	45	15	5	—	1	—	—	
44811	Men's clothing stores .....	133	564	2 456	24	13	7	4	—	—	—	—	—	—	
448110	Men's clothing stores .....	133	564	2 456	24	13	7	4	—	—	—	—	—	—	
44812	Women's clothing stores .....	505	1 331	6 673	60	22	12	23	3	—	—	—	—	—	
448120	Women's clothing stores .....	505	1 331	6 673	60	22	12	23	3	—	—	—	—	—	
44813	Children's & infants' clothing stores .....	170	426	1 841	12	2	4	4	2	—	—	—	—	—	
448130	Children's & infants' clothing stores .....	170	426	1 841	12	2	4	4	2	—	—	—	—	—	
44814	Family clothing stores .....	961	3 736	16 006	32	6	5	11	5	4	—	1	—	—	
448140	Family clothing stores .....	961	3 736	16 006	32	6	5	11	5	4	—	1	—	—	
44815	Clothing accessories stores .....	107	330	1 461	15	9	3	1	2	—	—	—	—	—	
448150	Clothing accessories stores .....	107	330	1 461	15	9	3	1	2	—	—	—	—	—	
44819	Other clothing stores .....	298	904	3 619	19	7	6	2	3	1	—	—	—	—	
448190	Other clothing stores .....	298	904	3 619	19	7	6	2	3	1	—	—	—	—	
4482	Shoe stores .....	329	1 112	5 064	62	32	19	10	1	—	—	—	—	—	
44821	Shoe stores .....	329	1 112	5 064	62	32	19	10	1	—	—	—	—	—	
448210	Shoe stores .....	329	1 112	5 064	62	32	19	10	1	—	—	—	—	—	
4483	Jewelry, luggage & leather goods stores .....	405	2 033	8 398	65	26	26	12	1	—	—	—	—	—	
44831	Jewelry stores .....	372	1 924	7 968	56	20	23	12	1	—	—	—	—	—	
448310	Jewelry stores .....	372	1 924	7 968	56	20	23	12	1	—	—	—	—	—	
451	Sporting goods, hobby, book & music stores .....	1 593	5 037	21 057	137	53	34	33	10	6	1	—	—	—	
4511	Sporting goods, hobby, musical instrument stores .....	1 222	4 030	16 702	101	41	23	23	8	5	1	—	—	—	
45111	Sporting goods stores .....	571	2 051	7 635	54	26	10	12	3	3	—	—	—	—	
451110	Sporting goods stores .....	571	2 051	7 635	54	26	10	12	3	3	—	—	—	—	
45112	Hobby, toy & game stores .....	525	1 512	7 232	29	9	7	5	5	2	1	—	—	—	
451120	Hobby, toy & game stores .....	525	1 512	7 232	29	9	7	5	5	2	1	—	—	—	
4512	Book, periodical & music stores .....	371	1 007	4 355	36	12	11	10	2	1	—	—	—	—	
45121	Book stores & news dealers .....	225	567	2 474	21	8	4	8	—	1	—	—	—	—	
45122	Prerecorded tape, CD & record stores .....	146	440	1 881	15	4	7	2	2	—	—	—	—	—	
451220	Prerecorded tape, CD & record stores .....	146	440	1 881	15	4	7	2	2	—	—	—	—	—	
452	General merchandise stores .....	5 443	20 031	86 168	64	16	8	6	6	4	18	6	—	—	
4521	Department stores .....	4 476	15 654	66 476	24	—	—	—	—	4	14	6	—	—	
45211	Department stores .....	4 476	15 654	66 476	24	—	—	—	—	4	14	6	—	—	
452110	Department stores .....	4 476	15 654	66 476	24	—	—	—	—	4	14	6	—	—	
4529	Other general merchandise stores .....	967	4 377	19 692	40	16	8	6	6	—	4	—	—	—	
45291	Warehouse clubs & superstores .....	680	3 507	15 843	5	—	—	—	1	—	4	—	—	—	
452910	Warehouse clubs & superstores .....	680	3 507	15 843	5	—	—	—	1	—	4	—	—	—	
45299	All other general merchandise stores .....	287	870	3 849	35	16	8	6	5	—	—	—	—	—	
452990	All other general merchandise stores .....	287	870	3 849	35	16	8	6	5	—	—	—	—	—	
453	Miscellaneous store retailers .....	1 825	6 594	28 294	226	105	67	32	20	2	—	—	—	—	
4531	Florists .....	225	727	3 336	41	20	14	5	2	—	—	—	—	—	
45311	Florists .....	225	727	3 336	41	20	14	5	2	—	—	—	—	—	
453110	Florists .....	225	727	3 336	41	20	14	5	2	—	—	—	—	—	
4532	Office supplies, stationery & gift stores .....	706	2 273	9 720	78	32	25	13	7	1	—	—	—	—	
45321	Office supplies & stationery stores .....	165	710	3 134	12	5	4	—	3	—	—	—	—	—	
453210	Office supplies & stationery stores .....	165	710	3 134	12	5	4	—	3	—	—	—	—	—	
45322	Gift, novelty & souvenir stores .....	541	1 563	6 586	66	27	21	13	4	1	—	—	—	—	
453220	Gift, novelty & souvenir stores .....	541	1 563	6 586	66	27	21	13	4	1	—	—	—	—	
4533	Used merchandise stores .....	188	728	2 918	22	12	4	3	3	—	—	—	—	—	
45331	Used merchandise stores .....	188	728	2 918	22	12	4	3	3	—	—	—	—	—	
453310	Used merchandise stores .....	188	728	2 918	22	12	4	3	3	—	—	—	—	—	

See footnotes at end of table.

**Table 6. Counties—Employees, Payroll, and Establishments by Industry: 2000—Con.**

[Excludes most government employees, railroad employees, and self-employed persons. Size class 1 to 4 includes establishments with payroll, but no employees, during mid-March pay period. (D) denotes figures withheld to avoid disclosing data for individual companies; the data are included in broader industry totals. Detailed industries with 100 or more employees are shown if industry was not a (D). For explanation of terms, abbreviations, and data reliability/comparability, see introductory text]

NAICS code	Industry	Number of employees for week including March 12	Payroll (\$1,000)		Total number of establishments	Number of establishments by employment-size class									
			First quarter	Annual		1 to 4	5 to 9	10 to 19	20 to 49	50 to 99	100 to 249	250 to 499	500 to 999	1,000 or more	
<b>ANNE ARUNDEL—Con.</b>															
<b>44-45</b>	<b>Retail trade—Con.</b>														
453	Miscellaneous store retailers—Con.														
4539	Other miscellaneous store retailers . . . . .	706	2 866	12 320	85	41	24	11	8	1	—	—	—	—	
45391	Pet & pet supplies stores . . . . .	201	592	2 642	16	6	3	2	5	—	—	—	—	—	
453910	Pet & pet supplies stores . . . . .	201	592	2 642	16	6	3	2	5	—	—	—	—	—	
45399	All other miscellaneous store retailers . . . . .	449	1 993	8 503	57	28	17	8	3	1	—	—	—	—	
454	Nonstore retailers . . . . .	527	3 317	15 028	76	45	18	6	6	1	—	—	—	—	
4541	Electronic shopping & mail-order houses . . . . .	101	626	3 860	19	10	4	5	—	—	—	—	—	—	
45411	Electronic shopping & mail-order houses . . . . .	101	626	3 860	19	10	4	5	—	—	—	—	—	—	
454110	Electronic shopping & mail-order houses . . . . .	101	626	3 860	19	10	4	5	—	—	—	—	—	—	
4543	Direct selling establishments . . . . .	377	2 397	9 985	39	22	10	—	6	1	—	—	—	—	
45431	Fuel dealers . . . . .	228	1 657	6 520	10	3	3	—	3	1	—	—	—	—	
45439	Other direct selling establishments . . . . .	149	740	3 465	29	19	7	—	3	—	—	—	—	—	
454390	Other direct selling establishments . . . . .	149	740	3 465	29	19	7	—	3	—	—	—	—	—	
<b>48-49</b>	<b>Transportation &amp; warehousing . . . . .</b>	<b>11 101</b>	<b>97 083</b>	<b>420 606</b>	<b>423</b>	<b>209</b>	<b>70</b>	<b>70</b>	<b>40</b>	<b>16</b>	<b>12</b>	<b>3</b>	<b>1</b>	<b>2</b>	
481	Air transportation . . . . .	5 115	60 210	264 926	29	11	3	2	5	1	3	1	1	2	
4811	Scheduled air transportation . . . . .	5 069	59 832	263 928	24	7	3	2	4	1	3	1	1	2	
48111	Scheduled air transportation . . . . .	5 069	59 832	263 928	24	7	3	2	4	1	3	1	1	2	
481111	Scheduled passenger air transportation . . . . .	4 970	59 086	261 171	15	2	2	1	2	1	3	1	1	2	
484	Truck transportation . . . . .	1 450	9 341	38 447	153	93	21	20	12	6	1	—	—	—	
4841	General freight trucking . . . . .	560	3 967	16 424	64	44	8	6	2	3	1	—	—	—	
48411	General freight trucking, local . . . . .	169	1 066	5 043	36	28	4	3	—	1	—	—	—	—	
484110	General freight trucking, local . . . . .	169	1 066	5 043	36	28	4	3	—	1	—	—	—	—	
48412	General freight trucking, long-distance . . . . .	391	2 901	11 381	28	16	4	3	2	2	1	—	—	—	
4842	Specialized freight trucking . . . . .	890	5 374	22 023	89	49	13	14	10	3	—	—	—	—	
48421	Used household & office goods moving . . . . .	314	1 381	7 229	22	6	5	5	5	1	—	—	—	—	
484210	Used household & office goods moving . . . . .	314	1 381	7 229	22	6	5	5	5	1	—	—	—	—	
48422	Specialized freight (exc used) trucking, local . . . . .	351	2 218	7 650	54	36	7	7	3	1	—	—	—	—	
484220	Specialized freight (exc used) trucking, local . . . . .	351	2 218	7 650	54	36	7	7	3	1	—	—	—	—	
48423	Specialized freight (exc used) trucking, LDist . . . . .	225	1 775	7 144	13	7	1	2	2	1	—	—	—	—	
484230	Specialized freight (exc used) trucking, LDist . . . . .	225	1 775	7 144	13	7	1	2	2	1	—	—	—	—	
485	Transit & ground passenger transportation . . . . .	1 355	5 300	22 077	75	27	7	22	12	6	1	—	—	—	
4851	Urban transit systems . . . . .	(C)	(D)	(D)	3	—	—	1	—	1	1	—	—	—	
48511	Urban transit systems . . . . .	(C)	(D)	(D)	3	—	—	1	—	1	1	—	—	—	
4853	Taxi & limousine service . . . . .	131	435	2 177	16	7	3	4	2	—	—	—	—	—	
4854	School & employee bus transportation . . . . .	782	3 335	12 319	39	11	2	14	8	4	—	—	—	—	
48541	School & employee bus transportation . . . . .	782	3 335	12 319	39	11	2	14	8	4	—	—	—	—	
485410	School & employee bus transportation . . . . .	782	3 335	12 319	39	11	2	14	8	4	—	—	—	—	
4855	Charter bus industry . . . . .	134	559	2 548	7	4	—	—	2	1	—	—	—	—	
48551	Charter bus industry . . . . .	134	559	2 548	7	4	—	—	2	1	—	—	—	—	
485510	Charter bus industry . . . . .	134	559	2 548	7	4	—	—	2	1	—	—	—	—	
488	Transportation support activities . . . . .	1 648	11 383	47 756	106	45	29	18	8	27	3	1	—	—	
4881	Air transportation support activities . . . . .	773	3 827	15 304	12	2	5	1	—	1	2	1	—	—	
48811	Airport operations . . . . .	756	3 750	14 906	9	1	3	1	—	1	2	1	—	—	
488119	Other airport operations . . . . .	756	3 750	14 906	9	1	3	1	—	1	2	1	—	—	
4882	Rail transportation support activities . . . . .	(C)	(D)	(D)	1	—	—	—	—	—	1	—	—	—	
48821	Rail transportation support activities . . . . .	(C)	(D)	(D)	1	—	—	—	—	—	1	—	—	—	
4885	Freight transportation arrangement . . . . .	566	5 339	22 243	63	28	15	11	8	1	—	—	—	—	
48851	Freight transportation arrangement . . . . .	566	5 339	22 243	63	28	15	11	8	1	—	—	—	—	
488510	Freight transportation arrangement . . . . .	566	5 339	22 243	63	28	15	11	8	1	—	—	—	—	
492	Couriers & messengers . . . . .	1 407	10 024	43 372	45	23	9	6	1	1	4	1	—	—	
4921	Couriers . . . . .	1 119	8 217	37 764	28	14	4	4	1	1	3	1	—	—	
49211	Couriers . . . . .	1 119	8 217	37 764	28	14	4	4	1	1	3	1	—	—	
492110	Couriers . . . . .	1 119	8 217	37 764	28	14	4	4	1	1	3	1	—	—	
4922	Local messengers & local delivery . . . . .	288	1 807	5 608	17	9	5	2	—	—	1	—	—	—	
49221	Local messengers & local delivery . . . . .	288	1 807	5 608	17	9	5	2	—	—	1	—	—	—	
492210	Local messengers & local delivery . . . . .	288	1 807	5 608	17	9	5	2	—	—	1	—	—	—	
<b>51</b>	<b>Information . . . . .</b>	<b>4 803</b>	<b>61 715</b>	<b>269 198</b>	<b>210</b>	<b>115</b>	<b>31</b>	<b>30</b>	<b>16</b>	<b>8</b>	<b>5</b>	<b>4</b>	<b>1</b>	<b>—</b>	
511	Publishing industries . . . . .	1 175	10 687	44 070	48	28	7	7	2	2	—	2	—	—	
5111	Newspaper, periodical, book, database publishers . . . . .	974	6 891	28 132	25	12	6	3	1	1	—	2	—	—	
51111	Newspaper publishers . . . . .	(E)	(D)	(D)	3	1	1	—	—	—	—	1	—	—	
51113	Book publishers . . . . .	(C)	(D)	(D)	3	1	—	—	1	1	—	—	—	—	
51119	Other publishers . . . . .	(E)	(D)	(D)	4	2	1	—	—	—	—	1	—	—	
5112	Software publishers . . . . .	201	3 796	15 938	23	16	1	4	1	1	—	—	—	—	
51121	Software publishers . . . . .	201	3 796	15 938	23	16	1	4	1	1	—	—	—	—	
511210	Software publishers . . . . .	201	3 796	15 938	23	16	1	4	1	1	—	—	—	—	
512	Motion picture & sound recording industries . . . . .	302	1 759	7 841	31	20	3	3	4	1	—	—	—	—	
5121	Motion picture & video industries . . . . .	286	1 660	7 420	25	15	2	3	4	1	—	—	—	—	
51213	Motion picture & video exhibition . . . . .	202	415	1 941	9	2	1	2	3	1	—	—	—	—	
512131	Motion picture theaters (except drive-ins) . . . . .	202	415	1 941	9	2	1	2	3	1	—	—	—	—	
513	Broadcasting & telecommunications . . . . .	2 163	29 536	120 877	93	46	16	15	6	4	4	2	—	—	
5132	Cable networks & program distribution . . . . .	446	5 035	19 893	7	3	—	—	2	—	2	—	—	—	
51322	Cable & other program distribution . . . . .	446	5 035	19 893	7	3	—	—	2	—	2	—	—	—	
513220	Cable & other program distribution . . . . .	446	5 035	19 893	7	3	—	—	2	—	2	—	—	—	
5133	Telecommunications . . . . .	1 680	24 321	100 253	81	41	14	14	4	4	2	2	—	—	
51331	Wired telecommunications carriers . . . . .	1 184	16 612	64 935	51	26	6	11	3	2	1	2	—	—	
513310	Wired telecommunications carriers . . . . .	1 184	16 612	64 935	51	26	6	11	3	2	1	2	—	—	
51332	Wireless telecom carriers (exc satellite) . . . . .	(E)	(D)	(D)	25	12	8	2	1	1	—	—	—	—	
513322	Cellular & other wireless telecommunications . . . . .	405	6 571	29 686	20	9	6	2	1	1	—	—	—	—	

See footnotes at end of table.

**Table 6. Counties—Employees, Payroll, and Establishments by Industry: 2000—Con.**

[Excludes most government employees, railroad employees, and self-employed persons. Size class 1 to 4 includes establishments with payroll, but no employees, during mid-March pay period. (D) denotes figures withheld to avoid disclosing data for individual companies; the data are included in broader industry totals. Detailed industries with 100 or more employees are shown if industry was not a (D). For explanation of terms, abbreviations, and data reliability/comparability, see introductory text]

NAICS code	Industry	Number of employees for week including March 12	Payroll (\$1,000)		Total number of establishments	Number of establishments by employment-size class								
			First quarter	Annual		1 to 4	5 to 9	10 to 19	20 to 49	50 to 99	100 to 249	250 to 499	500 to 999	1,000 or more
<b>ANNE ARUNDEL—Con.</b>														
<b>51 Information—Con.</b>														
514	Information & data processing services .....	1 163	19 733	96 410	38	21	5	5	4	1	1	—	1	—
5142	Data processing services .....	1 068	18 363	91 793	19	8	2	3	3	1	1	—	1	—
51421	Data processing services .....	1 068	18 363	91 793	19	8	2	3	3	1	1	—	1	—
514210	Data processing services .....	1 068	18 363	91 793	19	8	2	3	3	1	1	—	1	—
<b>52</b>	<b>Finance &amp; insurance .....</b>	<b>6 624</b>	<b>68 675</b>	<b>273 795</b>	<b>625</b>	<b>337</b>	<b>143</b>	<b>91</b>	<b>33</b>	<b>12</b>	<b>7</b>	<b>2</b>	—	—
522	Credit intermediation & related activities .....	4 463	39 802	161 006	314	101	111	72	18	5	5	2	—	—
5221	Depository credit intermediation .....	2 887	23 825	93 412	194	39	80	55	13	4	2	1	—	—
52211	Commercial banking .....	2 194	18 894	71 095	148	28	66	41	7	4	1	1	—	—
522110	Commercial banking .....	2 194	18 894	71 095	148	28	66	41	7	4	1	1	—	—
52212	Savings institutions .....	232	1 500	6 806	26	5	12	8	1	—	—	—	—	—
522120	Savings institutions .....	232	1 500	6 806	26	5	12	8	1	—	—	—	—	—
52213	Credit unions .....	461	3 431	15 511	20	6	2	6	5	—	1	—	—	—
522130	Credit unions .....	461	3 431	15 511	20	6	2	6	5	—	1	—	—	—
5222	Nondepository credit intermediation .....	1 119	10 663	40 793	93	50	25	12	3	—	2	1	—	—
52222	Sales financing .....	290	2 768	9 836	11	6	2	1	—	—	2	—	—	—
522220	Sales financing .....	290	2 768	9 836	11	6	2	1	—	—	2	—	—	—
52229	Other nondepository credit intermediation .....	829	7 895	30 957	82	44	23	11	3	—	—	1	—	—
522292	Real estate credit .....	750	7 138	27 465	54	21	18	11	3	—	—	1	—	—
5223	Activities related to credit intermediation .....	457	5 314	26 801	27	12	6	5	2	1	1	—	—	—
52231	Mortgage & nonmortgage brokers .....	(C)	(D)	(D)	19	6	6	5	2	—	—	—	—	—
52232	Financial clearinghouse & reserve activities ..	(E)	(D)	(D)	3	1	—	—	—	1	1	—	—	—
523	Security, commodity contracts & like activity .....	654	11 138	47 107	83	64	8	4	5	1	1	—	—	—
5231	Scrtcy & comdty contracts intermed & brokerage ..	277	7 848	30 332	32	19	5	4	4	—	—	—	—	—
52312	Securities brokerage .....	219	6 593	23 827	25	17	2	2	4	—	—	—	—	—
523120	Securities brokerage .....	219	6 593	23 827	25	17	2	2	4	—	—	—	—	—
5239	Other financial investment activities .....	377	3 290	16 775	51	45	3	—	1	1	1	—	—	—
52392	Portfolio management .....	100	1 170	6 785	18	16	1	—	—	1	—	—	—	—
523920	Portfolio management .....	100	1 170	6 785	18	16	1	—	—	1	—	—	—	—
52393	Investment advice .....	251	1 962	8 893	20	16	2	—	1	—	1	—	—	—
523930	Investment advice .....	251	1 962	8 893	20	16	2	—	1	—	1	—	—	—
524	Insurance carriers & related activities .....	1 458	17 371	64 078	220	168	22	13	10	6	1	—	—	—
5241	Insurance carriers .....	800	11 347	39 390	59	40	4	5	3	6	1	—	—	—
52411	Direct life, health, medical insurance carriers ..	480	7 365	26 599	17	10	1	—	1	4	1	—	—	—
524113	Direct life Insurance carriers .....	264	4 839	16 922	13	8	1	—	1	3	—	—	—	—
524114	Direct health & medical insurance carriers ..	216	2 526	9 677	4	2	—	—	—	1	1	—	—	—
52412	Other direct insurance carriers .....	320	3 982	12 791	42	30	3	5	2	2	—	—	—	—
524126	Direct property & casualty insurance carriers .....	308	3 930	12 540	36	25	2	5	2	2	—	—	—	—
5242	Agencies & other insurance related activities ...	658	6 024	24 688	161	128	18	8	7	—	—	—	—	—
52421	Insurance agencies & brokerages .....	550	5 107	21 250	149	121	16	7	5	—	—	—	—	—
524210	Insurance agencies & brokerages .....	550	5 107	21 250	149	121	16	7	5	—	—	—	—	—
52429	Other insurance related activities .....	108	917	3 438	12	7	2	1	2	—	—	—	—	—
<b>53</b>	<b>Real estate &amp; rental &amp; leasing .....</b>	<b>4 696</b>	<b>29 040</b>	<b>122 830</b>	<b>449</b>	<b>280</b>	<b>85</b>	<b>49</b>	<b>18</b>	<b>8</b>	<b>6</b>	<b>3</b>	—	—
531	Real estate .....	2 335	15 272	64 800	339	241	58	20	13	3	3	1	—	—
5311	Lessors of real estate .....	614	3 022	13 593	95	72	10	6	5	1	1	—	—	—
53111	Lessors of residential buildings & dwellings ...	315	1 408	5 932	30	15	8	3	3	—	1	—	—	—
531110	Lessors of residential buildings & dwellings ...	315	1 408	5 932	30	15	8	3	3	—	1	—	—	—
53112	Lessors of nonres bldg (exc min Warehouses) .....	163	616	3 098	31	27	1	2	—	1	—	—	—	—
531120	Lessors of nonres bldg (exc min Warehouses) .....	163	616	3 098	31	27	1	2	—	1	—	—	—	—
5312	Offices of real estate agents & brokers .....	361	2 594	10 784	113	83	24	6	—	—	—	—	—	—
53121	Offices of real estate agents & brokers .....	361	2 594	10 784	113	83	24	6	—	—	—	—	—	—
531210	Offices of real estate agents & brokers .....	361	2 594	10 784	113	83	24	6	—	—	—	—	—	—
5313	Activities related to real estate .....	1 360	9 656	40 423	131	86	24	8	8	2	2	1	—	—
53131	Real estate property managers .....	1 022	7 232	29 664	70	37	15	7	7	2	1	1	—	—
531311	Residential property managers .....	794	5 610	22 512	46	26	9	3	5	1	1	1	—	—
531312	Nonresidential property managers .....	228	1 622	7 152	24	11	6	4	2	1	—	—	—	—
53139	Other activities related to real estate .....	271	1 975	8 669	32	23	6	1	1	—	1	—	—	—
531390	Other activities related to real estate .....	271	1 975	8 669	32	23	6	1	1	—	1	—	—	—
532	Rental & leasing services .....	2 054	12 029	49 296	104	38	27	27	4	4	2	2	—	—
5321	Automotive equipment rental & leasing .....	1 330	6 961	28 081	23	10	5	1	—	3	2	2	—	—
53211	Passenger car rental & leasing .....	1 310	6 845	27 612	20	8	5	—	—	3	2	2	—	—
532111	Passenger car rental .....	1 298	6 720	27 101	16	5	4	—	—	3	2	2	—	—
5322	Consumer goods rental .....	385	1 480	7 075	46	17	9	19	1	—	—	—	—	—
53223	Video tape & disc rental .....	238	645	2 574	25	9	3	12	1	—	—	—	—	—
532230	Video tape & disc rental .....	238	645	2 574	25	9	3	12	1	—	—	—	—	—
53229	Other consumer goods rental .....	103	536	3 035	13	5	2	6	—	—	—	—	—	—
5324	Commercial, industrial equip rental & leasing ...	243	3 024	11 903	22	7	7	5	2	1	—	—	—	—
53249	Oth commercial, industrial equip rental, lease .....	197	2 279	9 417	13	3	3	4	2	1	—	—	—	—
532490	Oth commercial, industrial equip rental, lease .....	197	2 279	9 417	13	3	3	4	2	1	—	—	—	—
533	Lessors of other nonfinancial intangible asset .....	307	1 739	8 734	6	1	—	2	1	1	1	—	—	—
5331	Lessors of other nonfinancial intangible asset ...	307	1 739	8 734	6	1	—	2	1	1	1	—	—	—
53311	Lessors of other nonfinancial intangible asset ..	307	1 739	8 734	6	1	—	2	1	1	1	—	—	—
533110	Lessors of other nonfinancial intangible asset ..	307	1 739	8 734	6	1	—	2	1	1	1	—	—	—

See footnotes at end of table.

**Table 6. Counties—Employees, Payroll, and Establishments by Industry: 2000—Con.**

[Excludes most government employees, railroad employees, and self-employed persons. Size class 1 to 4 includes establishments with payroll, but no employees, during mid-March pay period. (D) denotes figures withheld to avoid disclosing data for individual companies; the data are included in broader industry totals. Detailed industries with 100 or more employees are shown if industry was not a (D). For explanation of terms, abbreviations, and data reliability/comparability, see introductory text]

NAICS code	Industry	Number of employees for week including March 12	Payroll (\$1,000)		Total number of establishments	Number of establishments by employment-size class								
			First quarter	Annual		1 to 4	5 to 9	10 to 19	20 to 49	50 to 99	100 to 249	250 to 499	500 to 999	1,000 or more
<b>ANNE ARUNDEL—Con.</b>														
<b>54</b>	<b>Professional, scientific &amp; technical services</b>	<b>14 736</b>	<b>164 582</b>	<b>733 893</b>	<b>1 585</b>	<b>1 098</b>	<b>235</b>	<b>129</b>	<b>70</b>	<b>31</b>	<b>12</b>	<b>9</b>	—	<b>1</b>
541	Professional, scientific & technical services	14 736	164 582	733 893	1 585	1 098	235	129	70	31	12	9	—	1
5411	Legal services	1 338	11 298	51 167	296	207	58	24	6	—	1	—	—	—
54111	Offices of lawyers	922	8 532	40 130	234	178	32	19	5	—	—	—	—	—
541110	Offices of lawyers	922	8 532	40 130	234	178	32	19	5	—	—	—	—	—
54119	Other legal services	416	2 766	11 037	62	29	26	5	1	—	1	—	—	—
5412	Accounting, tax prep, bookkeep, payroll services	1 145	8 280	35 591	173	131	28	5	5	2	1	1	—	—
54121	Accounting, tax prep, bookkeep, payroll services	1 145	8 280	35 591	173	131	28	5	5	2	1	1	—	—
541211	Offices of certified public accountants	625	6 535	28 846	100	73	20	3	3	—	—	1	—	—
541219	Other accounting services	102	552	2 465	46	40	5	—	—	—	—	—	—	—
5413	Architectural, engineering & related services	2 354	25 105	111 452	261	164	44	27	18	6	1	1	—	—
54131	Architectural services	235	2 750	12 919	51	34	12	4	1	—	—	—	—	—
541310	Architectural services	235	2 750	12 919	51	34	12	4	1	—	—	—	—	—
54133	Engineering services	1 625	17 998	80 509	152	92	21	19	14	5	—	1	—	—
541330	Engineering services	1 625	17 998	80 509	152	92	21	19	14	5	—	1	—	—
54137	Surveying, mapping (exc geophysical) services	121	1 074	4 642	17	10	4	2	—	1	—	—	—	—
541370	Surveying, mapping (exc geophysical) services	121	1 074	4 642	17	10	4	2	—	1	—	—	—	—
54138	Testing laboratories	270	2 717	10 629	9	2	3	1	2	—	1	—	—	—
541380	Testing laboratories	270	2 717	10 629	9	2	3	1	2	—	1	—	—	—
5414	Specialized design services	272	2 369	10 338	70	57	8	2	3	—	—	—	—	—
54143	Graphic design services	177	1 388	6 439	40	32	4	1	3	—	—	—	—	—
541430	Graphic design services	177	1 388	6 439	40	32	4	1	3	—	—	—	—	—
5415	Computer systems design & related services	3 937	55 497	251 420	270	185	27	19	18	13	4	4	—	—
54151	Computer systems design & related services	3 937	55 497	251 420	270	185	27	19	18	13	4	4	—	—
541511	Custom computer programming services	829	12 146	56 911	95	66	11	4	8	5	1	—	—	—
541512	Computer systems design services	2 816	40 153	180 478	115	72	9	12	9	6	3	4	—	—
541519	Other computer related services	279	3 106	13 645	57	45	6	3	1	2	—	—	—	—
5416	Management, sci & tech consulting services	1 807	22 682	105 049	263	201	31	15	8	4	3	1	—	—
54161	Management consulting services	1 162	15 654	71 896	202	161	22	10	5	2	1	1	—	—
541611	Admin & gen management consulting services	697	10 145	47 186	80	61	8	5	3	2	—	1	—	—
541612	Human res & exec search consulting services	108	1 275	6 481	38	31	6	—	1	—	—	—	—	—
541613	Marketing consulting services	243	2 784	11 714	55	46	5	3	—	1	—	—	—	—
54162	Environmental consulting services	469	4 450	23 177	20	6	4	5	3	—	2	—	—	—
541620	Environmental consulting services	469	4 450	23 177	20	6	4	5	3	—	2	—	—	—
54169	Oth scientific & technical consulting services	176	2 578	9 976	41	34	5	—	—	2	—	—	—	—
541690	Oth scientific & technical consulting services	176	2 578	9 976	41	34	5	—	—	2	—	—	—	—
5417	Scientific R&D services	1 860	26 887	109 051	42	20	7	7	4	2	—	1	—	1
54171	R&D in physical, engineering & life sciences	(G)	(D)	(D)	39	19	6	6	4	2	—	1	—	1
5418	Advertising & related services	906	5 103	24 284	87	55	18	9	3	1	—	1	—	—
54181	Advertising agencies	134	1 351	6 413	24	14	5	4	1	—	—	—	—	—
541810	Advertising agencies	134	1 351	6 413	24	14	5	4	1	—	—	—	—	—
54185	Display advertising	(E)	(D)	(D)	2	1	—	—	—	—	—	1	—	—
54189	Other services related to advertising	167	1 591	7 282	24	13	8	2	—	1	—	—	—	—
541890	Other services related to advertising	167	1 591	7 282	24	13	8	2	—	1	—	—	—	—
5419	Oth professional, scientific, technical services	1 117	7 361	35 541	123	78	14	21	5	3	2	—	—	—
54191	Marketing research & public opinion polling	208	1 461	8 234	8	6	—	1	—	8	1	—	—	—
541910	Marketing research & public opinion polling	208	1 461	8 234	8	6	—	1	—	8	1	—	—	—
54194	Veterinary services	560	3 363	14 617	41	11	9	15	3	3	—	—	—	—
541940	Veterinary services	560	3 363	14 617	41	11	9	15	3	3	—	—	—	—
54199	All oth prof, scientific & technical services	235	1 968	10 235	40	36	1	1	1	—	1	—	—	—
541990	All oth prof, scientific & technical services	235	1 968	10 235	40	36	1	1	1	—	1	—	—	—
<b>55</b>	<b>Management of companies &amp; enterprises</b>	<b>8 401</b>	<b>68 192</b>	<b>551 976</b>	<b>79</b>	<b>27</b>	<b>14</b>	<b>10</b>	<b>15</b>	<b>3</b>	<b>6</b>	<b>1</b>	<b>2</b>	<b>1</b>
551	Management of companies & enterprises	8 401	68 192	551 976	79	27	14	10	15	3	6	1	2	1
5511	Management of companies & enterprises	8 401	68 192	551 976	79	27	14	10	15	3	6	1	2	1
55111	Management of companies & enterprises	8 401	68 192	551 976	79	27	14	10	15	3	6	1	2	1
551114	Corp. subsidiary & regional managing offices	8 222	63 429	532 476	68	23	11	10	11	3	6	1	2	1
<b>56</b>	<b>Admin, support, waste mgt, remediation services</b>	<b>15 377</b>	<b>70 474</b>	<b>329 322</b>	<b>731</b>	<b>405</b>	<b>121</b>	<b>85</b>	<b>66</b>	<b>34</b>	<b>10</b>	<b>5</b>	<b>4</b>	<b>1</b>
561	Administrative & support services	14 926	67 248	313 372	694	386	115	79	62	32	10	5	4	1
5611	Office administrative services	493	4 471	20 470	70	48	9	7	4	2	—	—	—	—
56111	Office administrative services	493	4 471	20 470	70	48	9	7	4	2	—	—	—	—
561110	Office administrative services	493	4 471	20 470	70	48	9	7	4	2	—	—	—	—
5613	Employment services	5 795	29 733	143 036	60	22	3	2	11	9	9	2	1	1
56131	Employment placement agencies	206	900	4 437	8	4	—	—	2	2	—	—	—	—
561310	Employment placement agencies	206	900	4 437	8	4	—	—	2	2	—	—	—	—
56132	Temporary help services	3 363	14 741	72 308	42	14	2	2	9	6	6	2	1	—
561320	Temporary help services	3 363	14 741	72 308	42	14	2	2	9	6	6	2	1	—
56133	Employee leasing services	2 226	14 092	66 291	10	4	1	—	—	1	3	—	—	1
561330	Employee leasing services	2 226	14 092	66 291	10	4	1	—	—	1	3	—	—	1
5614	Business support services	923	7 833	32 860	70	38	12	7	6	7	—	—	—	—
56142	Telephone call centers	357	2 838	12 789	10	4	—	1	1	4	—	—	—	—
561422	Telemarketing bureaus	268	2 362	10 755	6	2	—	—	1	3	—	—	—	—
56143	Business service centers	198	1 992	7 007	21	11	5	2	2	1	—	—	—	—
561439	Oth business service centers (incl copy shops)	111	1 614	5 521	7	2	2	1	1	1	—	—	—	—
56144	Collection agencies	268	2 330	10 310	11	3	3	—	3	2	—	—	—	—
561440	Collection agencies	268	2 330	10 310	11	3	3	—	3	2	—	—	—	—

See footnotes at end of table.



**Table 6. Counties—Employees, Payroll, and Establishments by Industry: 2000—Con.**

[Excludes most government employees, railroad employees, and self-employed persons. Size class 1 to 4 includes establishments with payroll, but no employees, during mid-March pay period. (D) denotes figures withheld to avoid disclosing data for individual companies; the data are included in broader industry totals. Detailed industries with 100 or more employees are shown if industry was not a (D). For explanation of terms, abbreviations, and data reliability/comparability, see introductory text]

NAICS code	Industry	Number of employees for week including March 12	Payroll (\$1,000)		Total number of establishments	Number of establishments by employment-size class									
			First quarter	Annual		1 to 4	5 to 9	10 to 19	20 to 49	50 to 99	100 to 249	250 to 499	500 to 999	1,000 or more	
<b>ANNE ARUNDEL—Con.</b>															
<b>56</b>	<b>Admin, support, waste mgt, remediation services—Con.</b>														
561	Administrative & support services—Con.														
5615	Travel arrangement & reservation services . . . . .	381	2 350	12 217	48	26	10	8	3	1	—	—	—	—	
56151	Travel agencies . . . . .	192	1 241	4 942	32	19	7	5	1	—	—	—	—	—	
561510	Travel agencies . . . . .	192	1 241	4 942	32	19	7	5	1	—	—	—	—	—	
56152	Tour operators . . . . .	113	438	2 508	9	4	2	1	1	1	—	—	—	—	
561520	Tour operators . . . . .	113	438	2 508	9	4	2	1	1	1	—	—	—	—	
5616	Investigation & security services . . . . .	449	2 445	10 077	49	26	7	7	8	1	—	—	—	—	
56161	Investigation, guard & armored car services . . . . .	123	413	1 873	16	8	3	3	2	—	—	—	—	—	
561611	Investigation services . . . . .	102	362	1 698	10	4	2	2	2	—	—	—	—	—	
56162	Security systems services . . . . .	326	2 032	8 204	33	18	4	4	6	1	—	—	—	—	
561621	Security systems services (except locksmiths) . . . . .	237	1 642	6 600	25	12	4	3	6	—	—	—	—	—	
5617	Services to buildings & dwellings . . . . .	5 116	15 688	73 762	322	182	56	43	27	9	1	2	2	—	
56171	Exterminating & pest control services . . . . .	213	1 572	8 320	23	14	3	4	1	1	—	—	—	—	
561710	Exterminating & pest control services . . . . .	213	1 572	8 320	23	14	3	4	1	1	—	—	—	—	
56172	Janitorial services . . . . .	3 588	8 680	34 505	133	71	23	16	13	5	1	2	2	—	
561720	Janitorial services . . . . .	3 588	8 680	34 505	133	71	23	16	13	5	1	2	2	—	
56173	Landscaping services . . . . .	1 109	4 588	26 132	129	74	21	20	11	3	—	—	—	—	
561730	Landscaping services . . . . .	1 109	4 588	26 132	129	74	21	20	11	3	—	—	—	—	
56174	Carpet & upholstery cleaning services . . . . .	135	611	2 893	20	11	6	2	1	—	—	—	—	—	
561740	Carpet & upholstery cleaning services . . . . .	135	611	2 893	20	11	6	2	1	—	—	—	—	—	
5619	Other support services . . . . .	1 755	4 619	20 605	71	42	16	5	3	3	—	1	1	—	
56192	Convention & trade show organizers . . . . .	837	1 382	5 796	14	6	6	1	—	—	—	—	1	—	
561920	Convention & trade show organizers . . . . .	837	1 382	5 796	14	6	6	1	—	—	—	—	1	—	
56199	All other support services . . . . .	901	3 156	14 357	51	32	8	4	3	3	—	1	—	—	
561990	All other support services . . . . .	901	3 156	14 357	51	32	8	4	3	3	—	1	—	—	
562	Waste management & remediation services . . . . .	451	3 226	15 950	37	19	6	6	4	2	—	—	—	—	
5621	Waste collection . . . . .	153	962	6 305	17	11	2	2	2	—	—	—	—	—	
56211	Waste collection . . . . .	153	962	6 305	17	11	2	2	2	—	—	—	—	—	
5629	Remediation & oth waste management services . . . . .	(E)	(D)	(D)	18	7	4	3	2	2	—	—	—	—	
56291	Remediation services . . . . .	173	1 576	6 940	5	2	—	—	1	2	—	—	—	—	
562910	Remediation services . . . . .	173	1 576	6 940	5	2	—	—	1	2	—	—	—	—	
<b>61</b>	<b>Educational services . . . . .</b>	<b>2 472</b>	<b>13 932</b>	<b>59 545</b>	<b>117</b>	<b>51</b>	<b>17</b>	<b>20</b>	<b>16</b>	<b>5</b>	<b>7</b>	<b>1</b>	<b>—</b>	<b>—</b>	
611	Educational services . . . . .	2 472	13 932	59 545	117	51	17	20	16	5	7	1	—	—	
6111	Elementary & secondary schools . . . . .	1 395	7 997	33 218	28	1	1	9	7	3	7	—	—	—	
61111	Elementary & secondary schools . . . . .	1 395	7 997	33 218	28	1	1	9	7	3	7	—	—	—	
611110	Elementary & secondary schools . . . . .	1 395	7 997	33 218	28	1	1	9	7	3	7	—	—	—	
6113	Colleges, universities & professional schools . . . . .	(E)	(D)	(D)	2	—	—	—	1	—	—	1	—	—	
61131	Colleges, universities & professional schools . . . . .	(E)	(D)	(D)	2	—	—	—	1	—	—	1	—	—	
6116	Other schools & instruction . . . . .	341	1 114	5 538	50	25	12	8	5	—	—	—	—	—	
61169	All other schools & instruction . . . . .	216	734	3 742	25	11	6	4	4	—	—	—	—	—	
611691	Exam preparation & tutoring . . . . .	104	326	1 376	12	5	3	3	1	—	—	—	—	—	
6117	Educational support services . . . . .	114	1 147	5 075	13	9	—	2	2	—	—	—	—	—	
61171	Educational support services . . . . .	114	1 147	5 075	13	9	—	2	2	—	—	—	—	—	
611710	Educational support services . . . . .	114	1 147	5 075	13	9	—	2	2	—	—	—	—	—	
<b>62</b>	<b>Health care and social assistance . . . . .</b>	<b>17 250</b>	<b>125 944</b>	<b>559 399</b>	<b>991</b>	<b>444</b>	<b>257</b>	<b>157</b>	<b>72</b>	<b>35</b>	<b>21</b>	<b>2</b>	<b>1</b>	<b>2</b>	
621	Ambulatory health care services . . . . .	6 016	54 113	254 216	742	361	216	108	43	12	1	1	—	—	
6211	Offices of physicians . . . . .	2 790	30 727	148 354	339	183	83	41	27	4	—	1	—	—	
62111	Offices of physicians . . . . .	2 790	30 727	148 354	339	183	83	41	27	4	—	1	—	—	
621111	Offices of physicians (exc mental health) . . . . .	2 698	29 415	142 804	322	172	81	38	26	4	—	1	—	—	
6212	Offices of dentists . . . . .	1 301	9 897	47 091	187	64	82	38	3	—	—	—	—	—	
62121	Offices of dentists . . . . .	1 301	9 897	47 091	187	64	82	38	3	—	—	—	—	—	
621210	Offices of dentists . . . . .	1 301	9 897	47 091	187	64	82	38	3	—	—	—	—	—	
6213	Offices of other health practitioners . . . . .	634	4 087	18 333	140	87	34	19	—	—	—	—	—	—	
62131	Offices of chiropractors . . . . .	126	864	3 976	36	26	9	1	—	—	—	—	—	—	
621310	Offices of chiropractors . . . . .	126	864	3 976	36	26	9	1	—	—	—	—	—	—	
62132	Offices of optometrists . . . . .	116	619	2 796	15	3	7	5	—	—	—	—	—	—	
621320	Offices of optometrists . . . . .	116	619	2 796	15	3	7	5	—	—	—	—	—	—	
621334	Offices of PT, OT, speech therapy & audiology . . . . .	197	1 132	5 004	33	18	6	9	—	—	—	—	—	—	
621340	Offices of PT, OT, speech therapy & audiology . . . . .	197	1 132	5 004	33	18	6	9	—	—	—	—	—	—	
62139	Offices of all other health practitioners . . . . .	127	1 035	4 652	37	26	9	2	—	—	—	—	—	—	
6214	Outpatient care centers . . . . .	689	5 496	23 449	38	7	11	10	6	3	1	—	—	—	
62149	Other outpatient care centers . . . . .	606	4 911	20 951	29	5	7	8	5	3	1	—	—	—	
621498	All other outpatient care centers . . . . .	454	2 994	12 157	18	4	4	4	2	3	1	—	—	—	
6215	Medical & diagnostic laboratories . . . . .	(C)	(D)	(D)	21	14	3	—	4	—	—	—	—	—	
62151	Medical & diagnostic laboratories . . . . .	(C)	(D)	(D)	21	14	3	—	4	—	—	—	—	—	
621512	Diagnostic Imaging centers . . . . .	129	1 012	4 824	12	6	3	—	3	—	—	—	—	—	
6216	Home health care services . . . . .	390	2 040	8 319	15	5	3	—	2	5	—	—	—	—	
62161	Home health care services . . . . .	390	2 040	8 319	15	5	3	—	2	5	—	—	—	—	
621610	Home health care services . . . . .	390	2 040	8 319	15	5	3	—	2	5	—	—	—	—	
622	Hospitals . . . . .	(H)	(D)	(D)	5	—	—	—	—	1	—	1	1	2	
6221	General medical & surgical hospitals . . . . .	3 919	35 124	147 737	3	—	—	—	—	—	—	1	—	2	
62211	General medical & surgical hospitals . . . . .	3 919	35 124	147 737	3	—	—	—	—	—	—	1	—	2	
622110	General medical & surgical hospitals . . . . .	3 919	35 124	147 737	3	—	—	—	—	—	—	1	—	2	
6222	Psychiatric & substance abuse hospitals . . . . .	(F)	(D)	(D)	2	—	—	—	—	1	—	—	1	—	
62221	Psychiatric & substance abuse hospitals . . . . .	(F)	(D)	(D)	2	—	—	—	—	1	—	—	1	—	

See footnotes at end of table.

**Table 6. Counties—Employees, Payroll, and Establishments by Industry: 2000—Con.**

[Excludes most government employees, railroad employees, and self-employed persons. Size class 1 to 4 includes establishments with payroll, but no employees, during mid-March pay period. (D) denotes figures withheld to avoid disclosing data for individual companies; the data are included in broader industry totals. Detailed industries with 100 or more employees are shown if industry was not a (D). For explanation of terms, abbreviations, and data reliability/comparability, see introductory text]

NAICS code	Industry	Number of employees for week including March 12	Payroll (\$1,000)		Total number of establishments	Number of establishments by employment-size class										
			First quarter	Annual		1 to 4	5 to 9	10 to 19	20 to 49	50 to 99	100 to 249	250 to 499	500 to 999	1,000 or more		
<b>62</b>	<b>ANNE ARUNDEL—Con.</b>															
	<b>Health care and social assistance—Con.</b>															
623	Nursing & residential care facilities .....	3 936	19 937	82 938	70	19	11	6	5	12	17	—	—	—	—	—
6231	Nursing care facilities .....	2 443	12 753	51 622	22	2	1	—	1	5	13	—	—	—	—	—
62311	Nursing care facilities .....	2 443	12 753	51 622	22	2	1	—	1	5	13	—	—	—	—	—
623110	Nursing care facilities .....	2 443	12 753	51 622	22	2	1	—	1	5	13	—	—	—	—	—
6232	Residential mental retardation, health facil .....	681	3 458	15 008	17	6	3	2	1	2	3	—	—	—	—	—
62321	Residential mental retardation facilities .....	427	1 985	8 756	12	6	3	—	—	1	2	—	—	—	—	—
623210	Residential mental retardation facilities .....	427	1 985	8 756	12	6	3	—	—	1	2	—	—	—	—	—
62322	Residential mental health, subst abuse facil ..	254	1 473	6 252	5	—	—	2	1	1	1	—	—	—	—	—
623220	Residential mental health, subst abuse facil .....	254	1 473	6 252	5	—	—	2	1	1	1	—	—	—	—	—
6233	Community care facilities for the elderly .....	548	2 309	10 830	21	10	5	1	1	3	1	—	—	—	—	—
62331	Community care facilities for the elderly .....	548	2 309	10 830	21	10	5	1	1	3	1	—	—	—	—	—
6239	Other residential care facilities .....	264	1 417	5 478	10	1	2	3	2	2	—	—	—	—	—	—
62399	Other residential care facilities .....	264	1 417	5 478	10	1	2	3	2	2	—	—	—	—	—	—
623990	Other residential care facilities .....	264	1 417	5 478	10	1	2	3	2	2	—	—	—	—	—	—
624	Social assistance .....	(H)	(D)	(D)	174	64	30	43	24	10	3	—	—	—	—	—
6241	Individual & family services .....	751	3 205	14 778	59	25	11	14	6	3	—	—	—	—	—	—
62412	Services for elderly & disabled persons .....	392	1 483	7 422	17	5	2	3	5	2	—	—	—	—	—	—
624120	Services for elderly & disabled persons .....	392	1 483	7 422	17	5	2	3	5	2	—	—	—	—	—	—
62419	Other individual & family services .....	300	1 434	6 296	34	18	6	8	1	1	—	—	—	—	—	—
624190	Other individual & family services .....	300	1 434	6 296	34	18	6	8	1	1	—	—	—	—	—	—
6242	Community, emergency & other relief services ..	(C)	(D)	(D)	16	8	4	2	2	—	—	—	—	—	—	—
62422	Community housing services .....	(C)	(D)	(D)	7	1	2	2	2	—	—	—	—	—	—	—
6243	Vocational rehabilitation services .....	650	2 408	11 036	10	2	1	—	1	3	3	—	—	—	—	—
62431	Vocational rehabilitation services .....	650	2 408	11 036	10	2	1	—	1	3	3	—	—	—	—	—
624310	Vocational rehabilitation services .....	650	2 408	11 036	10	2	1	—	1	3	3	—	—	—	—	—
6244	Child day care services .....	1 185	4 195	17 315	89	29	14	27	15	4	—	—	—	—	—	—
62441	Child day care services .....	1 185	4 195	17 315	89	29	14	27	15	4	—	—	—	—	—	—
624410	Child day care services .....	1 185	4 195	17 315	89	29	14	27	15	4	—	—	—	—	—	—
<b>71</b>	<b>Arts, entertainment &amp; recreation .....</b>	<b>3 066</b>	<b>11 295</b>	<b>51 553</b>	<b>237</b>	<b>126</b>	<b>40</b>	<b>31</b>	<b>28</b>	<b>9</b>	<b>2</b>	<b>1</b>	—	—	—	—
711	Performing arts, spectator sports & related industries .....	(F)	(D)	(D)	45	31	5	3	4	—	1	1	—	—	—	—
7111	Performing arts companies .....	200	256	1 063	12	8	1	2	—	—	1	—	—	—	—	—
71111	Theater companies & dinner theaters .....	(C)	(D)	(D)	3	2	—	—	—	—	1	—	—	—	—	—
7112	Spectator sports .....	447	2 630	12 076	14	7	3	1	2	—	—	1	—	—	—	—
71121	Spectator sports .....	447	2 630	12 076	14	7	3	1	2	—	—	1	—	—	—	—
713	Amusement, gambling & recreation industries .....	2 288	8 084	36 503	186	92	34	26	24	9	1	—	—	—	—	—
7132	Gambling industries .....	107	399	1 571	8	4	2	—	1	1	—	—	—	—	—	—
71329	Other gambling industries .....	107	399	1 571	8	4	2	—	1	1	—	—	—	—	—	—
713290	Other gambling industries .....	107	399	1 571	8	4	2	—	1	1	—	—	—	—	—	—
7139	Other amusement & recreation industries .....	2 095	7 457	34 050	175	88	31	25	23	7	1	—	—	—	—	—
71391	Golf courses & country clubs .....	306	1 322	5 449	9	3	—	2	2	2	—	—	—	—	—	—
713910	Golf courses & country clubs .....	306	1 322	5 449	9	3	—	2	2	2	—	—	—	—	—	—
71393	Marinas .....	347	1 955	9 400	62	35	14	12	1	—	—	—	—	—	—	—
713930	Marinas .....	347	1 955	9 400	62	35	14	12	1	—	—	—	—	—	—	—
71394	Fitness & recreational sports centers .....	964	2 433	11 397	60	31	7	5	12	4	1	—	—	—	—	—
713940	Fitness & recreational sports centers .....	964	2 433	11 397	60	31	7	5	12	4	1	—	—	—	—	—
71395	Bowling centers .....	(E)	(D)	(D)	11	—	1	3	7	—	—	—	—	—	—	—
71399	All other amusement & recreation industries ..	218	1 141	5 210	32	18	9	3	1	1	—	—	—	—	—	—
713990	All other amusement & recreation industries ..	218	1 141	5 210	32	18	9	3	1	1	—	—	—	—	—	—
<b>72</b>	<b>Accommodation &amp; food services .....</b>	<b>18 075</b>	<b>52 703</b>	<b>233 618</b>	<b>781</b>	<b>221</b>	<b>115</b>	<b>152</b>	<b>203</b>	<b>67</b>	<b>19</b>	<b>4</b>	—	—	—	—
721	Accommodation .....	2 622	10 957	46 251	65	22	5	5	20	5	6	2	—	—	—	—
7211	Traveler accommodation .....	2 602	10 897	45 797	57	16	3	5	20	5	6	2	—	—	—	—
72111	Hotels (exc casino hotels) & motels .....	2 591	10 861	45 603	53	13	2	5	20	5	6	2	—	—	—	—
721110	Hotels (exc casino hotels) & motels .....	2 591	10 861	45 603	53	13	2	5	20	5	6	2	—	—	—	—
722	Food services & drinking places .....	15 453	41 746	187 367	716	199	110	147	183	62	13	2	—	—	—	—
7221	Full-service restaurants .....	7 845	22 314	98 094	270	57	37	43	78	46	9	—	—	—	—	—
72211	Full-service restaurants .....	7 845	22 314	98 094	270	57	37	43	78	46	9	—	—	—	—	—
722110	Full-service restaurants .....	7 845	22 314	98 094	270	57	37	43	78	46	9	—	—	—	—	—
7222	Limited-service eating places .....	5 692	13 466	58 255	357	98	56	91	97	13	2	—	—	—	—	—
72221	Limited-service eating places .....	5 692	13 466	58 255	357	98	56	91	97	13	2	—	—	—	—	—
722211	Limited-service restaurants .....	4 906	11 340	48 795	279	65	45	68	86	13	2	—	—	—	—	—
722212	Cafeterias .....	100	278	1 154	10	5	1	3	1	—	—	—	—	—	—	—
722213	Snack & nonalcoholic beverage bars .....	686	1 848	8 306	68	28	10	20	10	—	—	—	—	—	—	—
7223	Special food services .....	1 504	4 813	26 251	31	10	4	8	2	3	2	2	—	—	—	—
72231	Food service contractors .....	1 100	4 087	18 067	15	4	1	4	2	1	1	2	—	—	—	—
722310	Food service contractors .....	1 100	4 087	18 067	15	4	1	4	2	1	1	2	—	—	—	—
72232	Caterers .....	(C)	(D)	(D)	13	4	3	4	—	2	—	—	—	—	—	—
72233	Mobile food services .....	(C)	(D)	(D)	3	2	—	—	—	—	1	—	—	—	—	—
7224	Drinking places (alcoholic beverages) .....	412	1 153	4 767	58	34	13	5	6	—	—	—	—	—	—	—
72241	Drinking places (alcoholic beverages) .....	412	1 153	4 767	58	34	13	5	6	—	—	—	—	—	—	—
722410	Drinking places (alcoholic beverages) .....	412	1 153	4 767	58	34	13	5	6	—	—	—	—	—	—	—

See footnotes at end of table.

**Table 6. Counties—Employees, Payroll, and Establishments by Industry: 2000—Con.**

[Excludes most government employees, railroad employees, and self-employed persons. Size class 1 to 4 includes establishments with payroll, but no employees, during mid-March pay period. (D) denotes figures withheld to avoid disclosing data for individual companies; the data are included in broader industry totals. Detailed industries with 100 or more employees are shown if industry was not a (D). For explanation of terms, abbreviations, and data reliability/comparability, see introductory text]

NAICS code	Industry	Number of employees for week including March 12	Payroll (\$1,000)		Total number of establishments	Number of establishments by employment-size class									
			First quarter	Annual		1 to 4	5 to 9	10 to 19	20 to 49	50 to 99	100 to 249	250 to 499	500 to 999	1,000 or more	
<b>ANNE ARUNDEL—Con.</b>															
<b>81</b>	<b>Other services (except public administration)</b>	<b>9 592</b>	<b>51 220</b>	<b>219 353</b>	<b>1 188</b>	<b>681</b>	<b>268</b>	<b>143</b>	<b>73</b>	<b>15</b>	<b>7</b>	—	<b>1</b>	—	
811	Repair & maintenance	2 849	19 555	83 887	453	268	102	61	17	3	2	—	—	—	
8111	Automotive repair & maintenance	1 801	11 187	46 732	297	170	68	43	13	3	—	—	—	—	
81111	Automotive mechanical & electrical R&M	873	6 087	24 819	188	117	50	18	2	1	—	—	—	—	
811111	General automotive repair	633	4 258	17 471	145	95	34	14	2	—	—	—	—	—	
81112	Automotive body, paint, interior & glass repair	396	3 256	13 832	68	35	16	16	1	—	—	—	—	—	
811121	Automotive body, paint & interior R&M	359	2 893	12 430	61	31	15	14	1	—	—	—	—	—	
81119	Other automotive R&M	532	1 844	8 081	41	18	2	9	10	2	—	—	—	—	
811191	Automotive oil change & lubrication shops	202	780	3 678	10	1	1	4	3	1	—	—	—	—	
811192	Car washes	278	828	3 487	26	15	1	3	6	1	—	—	—	—	
8112	Electronic & precision equipment R&M	377	3 983	17 039	40	20	9	8	2	—	1	—	—	—	
81121	Electronic & precision equipment R&M	377	3 983	17 039	40	20	9	8	2	—	1	—	—	—	
811212	Computer & office machine R&M	231	2 664	11 677	19	11	3	3	1	—	1	—	—	—	
8113	Commercial equipment (exc auto & elec) R&M	159	1 145	5 320	35	23	8	3	1	—	—	—	—	—	
81131	Commercial equipment (exc auto & elec) R&M	159	1 145	5 320	35	23	8	3	1	—	—	—	—	—	
811310	Commercial equipment (exc auto & elec) R&M	159	1 145	5 320	35	23	8	3	1	—	—	—	—	—	
8114	Personal & household goods R&M	512	3 240	14 796	81	55	17	7	1	—	1	—	—	—	
81141	Home, garden equipment & appliance R&M	239	1 672	7 633	21	17	2	1	—	—	1	—	—	—	
811412	Appliance repair & maintenance	224	1 590	7 232	14	11	1	1	—	—	1	—	—	—	
81149	Other personal & household goods R&M	215	1 347	6 231	41	23	13	4	1	—	—	—	—	—	
811490	Other personal & household goods R&M	215	1 347	6 231	41	23	13	4	1	—	—	—	—	—	
812	Personal & laundry services	3 139	11 572	50 710	355	213	71	38	28	4	—	—	1	—	
8121	Personal care services	1 438	4 997	21 863	192	112	39	20	19	2	—	—	—	—	
81211	Hair, nail & skin care services	1 274	4 457	19 532	156	84	36	17	17	2	—	—	—	—	
812112	Beauty salons	1 211	4 236	18 526	139	72	32	16	17	2	—	—	—	—	
81219	Other personal care services	164	540	2 331	36	28	3	3	2	—	—	—	—	—	
812199	Other personal care services	100	368	1 659	26	21	2	1	—	—	—	—	—	—	
8122	Death care services	183	1 162	5 037	21	8	7	3	3	—	—	—	—	—	
81221	Funeral homes	126	865	3 749	14	5	5	2	2	—	—	—	—	—	
812210	Funeral homes	126	865	3 749	14	5	5	2	2	—	—	—	—	—	
8123	Drycleaning & laundry services	473	1 624	6 968	82	54	11	13	4	—	—	—	—	—	
81231	Coin-operated laundries & drycleaners	103	304	1 257	21	15	3	2	1	—	—	—	—	—	
812310	Coin-operated laundries & drycleaners	103	304	1 257	21	15	3	2	1	—	—	—	—	—	
81232	Drycleaning & laundry services (exc coin-op)	334	1 199	5 147	58	39	7	9	3	—	—	—	—	—	
812320	Drycleaning & laundry services (exc coin-op)	334	1 199	5 147	58	39	7	9	3	—	—	—	—	—	
8129	Other personal services	1 045	3 789	16 842	60	39	14	2	2	2	—	—	1	—	
81293	Parking lots & garages	842	3 070	13 168	5	—	1	—	1	2	—	—	1	—	
812930	Parking lots & garages	842	3 070	13 168	5	—	1	—	1	2	—	—	1	—	
813	Religious, grantmaking, civic, prof & like organizations	3 604	20 093	84 756	380	200	95	44	28	8	5	—	—	—	
8131	Religious organizations	1 970	7 554	30 627	191	85	54	27	17	6	2	—	—	—	
81311	Religious organizations	1 970	7 554	30 627	191	85	54	27	17	6	2	—	—	—	
813110	Religious organizations	1 970	7 554	30 627	191	85	54	27	17	6	2	—	—	—	
8133	Social advocacy organizations	275	2 249	10 426	23	17	1	3	1	—	1	—	—	—	
81331	Social advocacy organizations	275	2 249	10 426	23	17	1	3	1	—	1	—	—	—	
813312	Environment & wildlife organizations	217	1 802	8 476	8	5	—	1	1	—	—	—	—	—	
8134	Civic & social organizations	368	1 966	7 879	51	23	19	6	2	1	—	—	—	—	
81341	Civic & social organizations	368	1 966	7 879	51	23	19	6	2	1	—	—	—	—	
813410	Civic & social organizations	368	1 966	7 879	51	23	19	6	2	1	—	—	—	—	
8139	Business, labor, political, like organizations	964	8 129	35 057	104	65	20	8	8	1	2	—	—	—	
81391	Business associations	290	2 873	12 124	31	24	6	—	—	—	1	—	—	—	
813910	Business associations	290	2 873	12 124	31	24	6	—	—	—	1	—	—	—	
81392	Professional organizations	187	1 603	6 751	19	10	4	1	4	—	—	—	—	—	
813920	Professional organizations	187	1 603	6 751	19	10	4	1	4	—	—	—	—	—	
81393	Labor unions & similar labor organizations	257	1 783	7 398	23	9	5	5	3	1	—	—	—	—	
813930	Labor unions & similar labor organizations	257	1 783	7 398	23	9	5	5	3	1	—	—	—	—	
81399	Oth similar organizations (exc business, prof, labor, pol)	211	1 720	8 018	23	15	4	2	1	—	1	—	—	—	
813990	Oth similar organizations (exc business, prof, labor, pol)	211	1 720	8 018	23	15	4	2	1	—	1	—	—	—	
<b>95</b>	<b>Auxiliaries (exc corporate, subsidiary &amp; regional mgt)</b>	<b>1 040</b>	<b>11 631</b>	<b>67 033</b>	<b>16</b>	<b>4</b>	<b>2</b>	<b>2</b>	<b>3</b>	—	<b>4</b>	<b>1</b>	—	—	
<b>99</b>	<b>Unclassified establishments</b>	<b>(C)</b>	<b>(D)</b>	<b>(D)</b>	<b>153</b>	<b>139</b>	<b>9</b>	<b>4</b>	<b>1</b>	—	—	—	—	—	
<b>BALTIMORE</b>															
	<b>Total</b>	<b>314 399</b>	<b>2 469 515</b>	<b>10 010 489</b>	<b>18 990</b>	<b>9 796</b>	<b>3 727</b>	<b>2 553</b>	<b>1 666</b>	<b>702</b>	<b>418</b>	<b>86</b>	<b>22</b>	<b>20</b>	
<b>11</b>	<b>Forestry, fishing, hunting, and agriculture support</b>	<b>26</b>	<b>104</b>	<b>363</b>	<b>17</b>	<b>16</b>	—	<b>1</b>	—	—	—	—	—	—	
<b>21</b>	<b>Mining</b>	<b>(C)</b>	<b>(D)</b>	<b>(D)</b>	<b>13</b>	<b>5</b>	<b>2</b>	<b>2</b>	<b>2</b>	<b>2</b>	—	—	—	—	
212	Mining (except oil & gas)	(C)	(D)	(D)	9	3	—	2	2	2	—	—	—	—	
2123	Nonmetallic mineral mining & quarrying	(C)	(D)	(D)	9	3	—	2	2	2	—	—	—	—	
21231	Stone mining & quarrying	(C)	(D)	(D)	7	3	—	—	2	2	—	—	—	—	

See footnotes at end of table.

**Table 6. Counties—Employees, Payroll, and Establishments by Industry: 2000—Con.**

[Excludes most government employees, railroad employees, and self-employed persons. Size class 1 to 4 includes establishments with payroll, but no employees, during mid-March pay period. (D) denotes figures withheld to avoid disclosing data for individual companies; the data are included in broader industry totals. Detailed industries with 100 or more employees are shown if industry was not a (D). For explanation of terms, abbreviations, and data reliability/comparability, see introductory text]

NAICS code	Industry	Number of employees for week including March 12	Payroll (\$1,000)		Total number of establishments	Number of establishments by employment-size class								
			First quarter	Annual		1 to 4	5 to 9	10 to 19	20 to 49	50 to 99	100 to 249	250 to 499	500 to 999	1,000 or more
<b>BALTIMORE—Con.</b>														
<b>22</b>	<b>Utilities</b>	<b>(F)</b>	<b>(D)</b>	<b>(D)</b>	<b>11</b>	<b>5</b>	<b>1</b>	—	—	<b>1</b>	<b>4</b>	—	—	—
221	Utilities	(F)	(D)	(D)	11	5	1	—	—	1	4	—	—	—
2211	Elec pwr generation, transm & distribution	(F)	(D)	(D)	10	4	1	—	—	1	4	—	—	—
22111	Electric power generation	(C)	(D)	(D)	4	2	1	—	—	—	1	—	—	—
22112	Electric pwr transm, control & distribution	(E)	(D)	(D)	6	2	—	—	—	1	3	—	—	—
<b>23</b>	<b>Construction</b>	<b>20 751</b>	<b>174 961</b>	<b>773 006</b>	<b>1 877</b>	<b>1 102</b>	<b>333</b>	<b>213</b>	<b>140</b>	<b>61</b>	<b>25</b>	<b>2</b>	—	<b>1</b>
233	Building, developing & general contracting	5 430	49 649	209 924	642	420	129	49	27	13	3	—	—	1
2331	Land subdivision & land development	219	2 042	8 180	22	12	6	1	2	1	—	—	—	—
23311	Land subdivision & land development	219	2 042	8 180	22	12	6	1	2	1	—	—	—	—
233110	Land subdivision & land development	219	2 042	8 180	22	12	6	1	2	1	—	—	—	—
2332	Residential building construction	2 283	17 818	74 103	479	347	89	26	10	6	1	—	—	—
23321	Single-family housing construction	2 146	16 576	68 941	462	339	83	25	9	5	1	—	—	—
233210	Single-family housing construction	2 146	16 576	68 941	462	339	83	25	9	5	1	—	—	—
23322	Multifamily housing construction	137	1 242	5 162	17	8	6	1	1	1	—	—	—	—
233220	Multifamily housing construction	137	1 242	5 162	17	8	6	1	1	1	—	—	—	—
2333	Nonresidential building construction	2 928	29 789	127 641	141	61	34	22	15	6	2	—	—	1
23331	Mfg & industrial building construction	145	1 182	5 667	10	4	4	1	—	—	1	—	—	—
233310	Mfg & industrial building construction	145	1 182	5 667	10	4	4	1	—	—	1	—	—	—
23332	Commercial & institutional bldg construction	2 783	28 607	121 974	131	57	30	21	15	6	1	—	—	1
233320	Commercial & institutional bldg construction	2 783	28 607	121 974	131	57	30	21	15	6	1	—	—	1
234	Heavy construction	2 158	19 093	89 974	86	31	11	18	14	8	3	1	—	—
2341	Highway, street, bridge & tunnel construction	1 338	12 534	59 033	39	13	6	7	6	4	2	1	—	—
23411	Highway & street construction	1 315	12 292	58 122	36	12	5	6	6	4	2	1	—	—
234110	Highway & street construction	1 315	12 292	58 122	36	12	5	6	6	4	2	1	—	—
2349	Other heavy construction	820	6 559	30 941	47	18	5	11	8	4	1	—	—	—
23491	Water, sewer & pipeline construction	342	2 372	13 127	14	5	2	2	2	2	1	—	—	—
234910	Water, sewer & pipeline construction	342	2 372	13 127	14	5	2	2	2	2	1	—	—	—
23499	All other heavy construction	379	2 896	13 668	25	10	2	7	4	2	—	—	—	—
234990	All other heavy construction	379	2 896	13 668	25	10	2	7	4	2	—	—	—	—
235	Special trade contractors	13 163	106 219	473 108	1 149	651	193	146	99	40	19	1	—	—
2351	Plumbing, heating & AC contractor	3 845	35 644	157 814	264	132	53	35	28	8	7	1	—	—
23511	Plumbing, heating & AC contractor	3 845	35 644	157 814	264	132	53	35	28	8	7	1	—	—
235110	Plumbing, heating & AC contractor	3 845	35 644	157 814	264	132	53	35	28	8	7	1	—	—
2352	Painting & wall covering contractors	564	3 674	18 374	124	97	13	11	2	—	1	—	—	—
23521	Painting & wall covering contractors	564	3 674	18 374	124	97	13	11	2	—	1	—	—	—
235210	Painting & wall covering contractors	564	3 674	18 374	124	97	13	11	2	—	1	—	—	—
2353	Electrical contractors	2 834	24 292	107 779	205	112	32	26	19	11	5	—	—	—
23531	Electrical contractors	2 834	24 292	107 779	205	112	32	26	19	11	5	—	—	—
235310	Electrical contractors	2 834	24 292	107 779	205	112	32	26	19	11	5	—	—	—
2354	Masonry, drywall, insulation, tile contractors	1 765	11 572	51 236	129	61	21	19	18	9	1	—	—	—
23541	Masonry & stone contractors	824	4 685	21 955	57	28	8	7	8	6	—	—	—	—
235410	Masonry & stone contractors	824	4 685	21 955	57	28	8	7	8	6	—	—	—	—
23542	Drywall, acoustical & insulation contractors	918	6 785	28 862	64	27	11	12	10	3	1	—	—	—
235420	Drywall, acoustical & insulation contractors	918	6 785	28 862	64	27	11	12	10	3	1	—	—	—
2355	Carpentry & floor contractors	851	5 760	26 560	133	93	18	14	4	4	—	—	—	—
23551	Carpentry contractors	648	4 164	19 563	88	63	10	9	2	4	—	—	—	—
235510	Carpentry contractors	648	4 164	19 563	88	63	10	9	2	4	—	—	—	—
23552	Floor laying & other floor contractors	203	1 596	6 997	45	30	8	5	2	—	—	—	—	—
235520	Floor laying & other floor contractors	203	1 596	6 997	45	30	8	5	2	—	—	—	—	—
2356	Roofing, siding, & sheet metal contractors	(E)	(D)	(D)	62	44	11	4	2	1	—	—	—	—
23561	Roofing, siding, & sheet metal contractors	(E)	(D)	(D)	62	44	11	4	2	1	—	—	—	—
2357	Concrete contractors	1 406	11 895	49 018	64	25	10	13	10	2	4	—	—	—
23571	Concrete contractors	1 406	11 895	49 018	64	25	10	13	10	2	4	—	—	—
235710	Concrete contractors	1 406	11 895	49 018	64	25	10	13	10	2	4	—	—	—
2359	Other special trade contractors	1 553	11 281	52 056	167	87	35	24	15	5	1	—	—	—
23591	Structural steel erection contractors	259	1 976	9 669	14	4	2	4	2	2	—	—	—	—
235910	Structural steel erection contractors	259	1 976	9 669	14	4	2	4	2	2	—	—	—	—
23593	Excavation contractors	159	1 046	4 937	25	14	6	4	1	—	—	—	—	—
235930	Excavation contractors	159	1 046	4 937	25	14	6	4	1	—	—	—	—	—
23594	Wrecking & demolition contractors	141	1 300	5 096	8	2	1	3	1	1	—	—	—	—
235940	Wrecking & demolition contractors	141	1 300	5 096	8	2	1	3	1	1	—	—	—	—
23595	Bldg equip & oth mach installation contractor	187	2 076	7 792	20	10	7	—	2	1	—	—	—	—
235950	Bldg equip & oth mach installation contractor	187	2 076	7 792	20	10	7	—	2	1	—	—	—	—
23599	All other special trade contractors	728	4 286	21 568	87	51	16	9	9	1	1	—	—	—
235990	All other special trade contractors	728	4 286	21 568	87	51	16	9	9	1	1	—	—	—
<b>31-33</b>	<b>Manufacturing</b>	<b>28 732</b>	<b>307 815</b>	<b>1 223 471</b>	<b>558</b>	<b>204</b>	<b>93</b>	<b>77</b>	<b>78</b>	<b>52</b>	<b>37</b>	<b>8</b>	<b>5</b>	<b>4</b>
311	Food mfg	2 210	18 332	75 873	42	12	5	6	10	3	5	—	1	—
3112	Grain & oilseed milling	(C)	(D)	(D)	2	—	—	1	—	—	1	—	—	—
31121	Flour milling & malt mfg	(C)	(D)	(D)	2	—	—	1	—	—	1	—	—	—
3118	Bakeries & tortilla mfg	(F)	(D)	(D)	23	5	5	4	8	—	1	—	—	—
31181	Bread & bakery product mfg	489	2 278	8 586	21	4	5	4	7	—	1	—	—	—
311811	Retail bakeries	178	422	1 780	14	2	5	3	4	—	—	—	—	—
311812	Commercial bakeries	311	1 856	6 806	7	2	—	1	3	—	1	—	—	—
3119	Other food mfg	1 388	14 452	59 459	11	2	—	1	2	2	3	—	1	—
31194	Seasoning & dressing mfg	(G)	(D)	(D)	9	1	—	1	1	2	3	—	1	—
312	Beverage & tobacco product mfg	(F)	(D)	(D)	6	—	1	—	3	—	—	2	—	—
3121	Beverage mfg	(F)	(D)	(D)	6	—	1	—	3	—	—	2	—	—
31211	Soft drink & ice mfg	(E)	(D)	(D)	1	—	—	—	—	—	—	1	—	—
31214	Distilleries	(E)	(D)	(D)	3	—	—	—	2	—	—	1	—	—

See footnotes at end of table.

**Table 6. Counties—Employees, Payroll, and Establishments by Industry: 2000—Con.**

[Excludes most government employees, railroad employees, and self-employed persons. Size class 1 to 4 includes establishments with payroll, but no employees, during mid-March pay period. (D) denotes figures withheld to avoid disclosing data for individual companies; the data are included in broader industry totals. Detailed industries with 100 or more employees are shown if industry was not a (D). For explanation of terms, abbreviations, and data reliability/comparability, see introductory text]

NAICS code	Industry	Number of employees for week including March 12	Payroll (\$1,000)		Total number of establishments	Number of establishments by employment-size class								
			First quarter	Annual		1 to 4	5 to 9	10 to 19	20 to 49	50 to 99	100 to 249	250 to 499	500 to 999	1,000 or more
<b>BALTIMORE—Con.</b>														
<b>31-33 Manufacturing—Con.</b>														
313	Textile mills .....	142	908	3 329	6	2	2	1	—	—	1	—	—	—
3132	Fabric mills .....	(C)	(D)	(D)	2	—	—	1	—	—	1	—	—	—
31322	Narrow fabric mills & schiffli mach embroidery .....	(C)	(D)	(D)	1	—	—	—	—	—	1	—	—	—
315	Apparel manufacturing .....	159	1 134	5 063	13	7	3	1	1	1	—	—	—	—
3152	Cut & sew apparel mfg .....	153	1 116	5 001	10	4	3	1	1	1	—	—	—	—
321	Wood product mfg .....	225	1 590	6 980	10	4	2	1	1	1	1	—	—	—
3211	Sawmills & wood preservation .....	(C)	(D)	(D)	1	—	—	—	—	—	1	—	—	—
32111	Sawmills & wood preservation .....	(C)	(D)	(D)	1	—	—	—	—	—	1	—	—	—
3219	Other wood product mfg .....	(C)	(D)	(D)	9	4	2	1	1	1	—	—	—	—
322	Paper mfg .....	2 120	15 916	61 901	11	3	—	—	3	1	3	—	—	1
3221	Pulp, paper & paperboard mills .....	(C)	(D)	(D)	1	—	—	—	—	—	1	—	—	—
32213	Paperboard mills .....	(C)	(D)	(D)	1	—	—	—	—	—	1	—	—	—
3222	Converted paper product mfg .....	(G)	(D)	(D)	10	3	—	—	3	1	2	—	—	1
32221	Paperboard container mfg .....	(G)	(D)	(D)	4	1	—	—	—	—	2	—	—	1
323	Printing & related support activities .....	2 434	23 314	91 997	107	38	25	13	14	12	5	—	—	—
3231	Printing & related support activities .....	2 434	23 314	91 997	107	38	25	13	14	12	5	—	—	—
32311	Printing .....	2 252	21 825	85 233	97	34	22	12	14	10	5	—	—	—
323110	Commercial lithographic printing .....	1 270	13 433	49 784	54	13	8	11	8	2	—	—	—	—
323114	Quick printing .....	112	691	2 900	21	10	8	3	—	—	—	—	—	—
323116	Manifold business form printing .....	331	3 260	12 630	3	—	—	1	1	1	—	—	—	—
323117	Book printing .....	425	3 466	16 164	3	—	—	—	1	2	—	—	—	—
32312	Printing support activities .....	182	1 489	6 764	10	4	3	1	—	2	—	—	—	—
324	Petroleum & coal products mfg .....	(E)	(D)	(D)	4	1	1	1	—	—	—	1	—	—
3241	Petroleum & coal products mfg .....	(E)	(D)	(D)	4	1	1	1	—	—	—	1	—	—
32419	Other petroleum & coal products mfg .....	(E)	(D)	(D)	1	—	—	—	—	—	—	1	—	—
325	Chemical mfg .....	3 827	45 672	182 555	23	8	3	4	2	1	2	1	—	2
3254	Pharmaceutical & medicine mfg .....	(G)	(D)	(D)	5	2	—	—	1	—	—	1	—	1
32541	Pharmaceutical & medicine mfg .....	(G)	(D)	(D)	5	2	—	—	1	—	—	1	—	1
3255	Paint, coating & adhesive mfg .....	(C)	(D)	(D)	4	1	1	1	—	—	1	—	—	—
32552	Adhesive mfg .....	(C)	(D)	(D)	3	—	1	1	—	—	1	—	—	—
3256	Soap, cleaners & toilet preparation mfg .....	(G)	(D)	(D)	1	—	—	—	—	—	—	—	—	1
32562	Toilet preparation mfg .....	(G)	(D)	(D)	1	—	—	—	—	—	—	—	—	1
3259	Other chemical product & preparation mfg .....	135	973	4 253	5	2	1	1	—	—	1	—	—	—
32599	All other chemical product & preparation mfg .....	(C)	(D)	(D)	4	2	—	1	—	—	1	—	—	—
326	Plastics & rubber products mfg .....	1 034	8 084	33 007	21	4	3	4	3	4	2	1	—	—
3261	Plastics product mfg .....	911	7 258	29 574	18	4	1	4	3	4	1	1	—	—
32616	Plastics bottle mfg .....	(C)	(D)	(D)	1	—	—	—	—	—	1	—	—	—
32619	Other plastics product mfg .....	710	5 658	23 429	11	2	—	2	3	3	—	1	—	—
326199	All other plastics product mfg .....	710	5 658	23 429	11	2	—	2	3	3	—	1	—	—
3262	Rubber product mfg .....	123	826	3 433	3	—	2	—	—	—	1	—	—	—
32629	Other rubber product mfg .....	123	826	3 433	3	—	2	—	—	—	1	—	—	—
327	Nonmetallic mineral product mfg .....	695	6 816	30 132	22	3	7	3	5	3	1	—	—	—
3273	Cement & concrete product mfg .....	540	5 381	23 911	12	2	2	—	5	2	1	—	—	—
32732	Ready-mix concrete mfg .....	365	3 013	16 690	5	1	1	—	1	1	—	—	—	—
327320	Ready-mix concrete mfg .....	365	3 013	16 690	5	1	1	—	1	1	—	—	—	—
32733	Concrete pipe, brick & block mfg .....	110	851	4 067	3	—	—	—	2	1	—	—	—	—
3279	Other nonmetallic mineral product mfg .....	(C)	(D)	(D)	6	—	3	2	—	1	—	—	—	—
32799	All other nonmetallic mineral product mfg .....	(C)	(D)	(D)	5	—	3	1	—	1	—	—	—	—
331	Primary metal mfg .....	(H)	(D)	(D)	12	3	—	3	—	2	3	—	—	1
3311	Iron & steel mills & ferroalloy mfg .....	(H)	(D)	(D)	4	1	—	2	—	—	—	—	—	1
33111	Iron & steel mills & ferroalloy mfg .....	(H)	(D)	(D)	4	1	—	2	—	—	—	—	—	1
3312	Steel product mfg from purchased steel .....	(F)	(D)	(D)	6	1	—	1	—	1	3	—	—	—
33122	Rolling & drawing of purchased steel .....	(F)	(D)	(D)	6	1	—	1	—	1	3	—	—	—
332	Fabricated metal product mfg .....	3 060	29 641	125 492	90	24	18	17	18	7	5	—	1	—
3321	Forging & stamping .....	(E)	(D)	(D)	6	—	3	—	1	—	2	—	—	—
33211	Forging & stamping .....	(E)	(D)	(D)	6	—	3	—	1	—	2	—	—	—
3323	Architectural & structural metals mfg .....	301	2 570	10 685	16	7	2	3	3	—	1	—	—	—
33232	Ornamental & architectural metal prod mfg .....	(E)	(D)	(D)	13	5	2	3	2	—	1	—	—	—
3324	Boiler, tank & shipping container mfg .....	298	2 549	12 589	5	1	—	—	2	1	1	—	—	—
33243	Light gauge metal container mfg .....	(E)	(D)	(D)	4	1	—	—	1	1	1	—	—	—
3326	Spring & wire product mfg .....	224	1 490	6 712	7	1	1	1	2	2	—	—	—	—
33261	Spring & wire product mfg .....	224	1 490	6 712	7	1	1	1	2	2	—	—	—	—
3327	Mach shops, turn prod, screw, nut, bolt mfg .....	646	5 993	26 091	38	10	8	9	8	3	—	—	—	—
33271	Machine shops .....	527	4 558	20 556	33	9	8	7	7	2	—	—	—	—
332710	Machine shops .....	527	4 558	20 556	33	9	8	7	7	2	—	—	—	—
33272	Turned product & screw, nut & bolt mfg .....	119	1 435	5 535	5	1	—	2	1	1	—	—	—	—
3329	Other fabricated metal product mfg .....	1 196	13 239	53 401	10	5	—	—	1	1	1	—	1	—
33291	Metal valve mfg .....	(F)	(D)	(D)	1	—	—	—	—	—	—	—	1	—
33299	All other fabricated metal product mfg .....	(C)	(D)	(D)	9	5	—	1	1	1	—	—	—	—

See footnotes at end of table.

**Table 6. Counties—Employees, Payroll, and Establishments by Industry: 2000—Con.**

[Excludes most government employees, railroad employees, and self-employed persons. Size class 1 to 4 includes establishments with payroll, but no employees, during mid-March pay period. (D) denotes figures withheld to avoid disclosing data for individual companies; the data are included in broader industry totals. Detailed industries with 100 or more employees are shown if industry was not a (D). For explanation of terms, abbreviations, and data reliability/comparability, see introductory text]

NAICS code	Industry	Number of employees for week including March 12	Payroll (\$1,000)		Total number of establishments	Number of establishments by employment-size class								
			First quarter	Annual		1 to 4	5 to 9	10 to 19	20 to 49	50 to 99	100 to 249	250 to 499	500 to 999	1,000 or more
<b>BALTIMORE—Con.</b>														
<b>31-33 Manufacturing—Con.</b>														
333	Machinery mfg .....	2 118	22 255	89 928	29	8	5	3	3	4	3	2	1	—
3332	Industrial machinery mfg .....	497	6 282	25 541	7	2	1	—	1	2	—	1	—	—
33329	Other industrial machinery mfg .....	(E)	(D)	(D)	6	2	—	—	1	2	—	1	—	—
3333	Commercial & service industry machinery mfg ..	(E)	(D)	(D)	6	2	1	1	—	1	—	1	—	—
33331	Commercial & service industry machinery mfg .....	(E)	(D)	(D)	6	2	1	1	—	1	—	1	—	—
3334	HVAC & commercial refrigeration equipment mfg .....	(C)	(D)	(D)	2	—	1	—	—	—	1	—	—	—
33341	HVAC & commercial refrigeration equipment mfg .....	(C)	(D)	(D)	2	—	1	—	—	—	1	—	—	—
3339	Other general purpose machinery mfg .....	957	11 605	45 932	9	4	—	1	—	1	2	—	1	—
33392	Material handling equipment mfg .....	(C)	(D)	(D)	3	1	—	1	—	—	1	—	—	—
33399	All other general purpose machinery mfg .....	(F)	(D)	(D)	6	3	—	—	—	1	1	—	1	—
334	Computer & electronic product mfg .....	2 764	37 389	147 453	38	14	2	7	3	8	2	—	2	—
3341	Computer & peripheral equipment mfg .....	179	2 846	10 250	5	2	—	1	—	2	—	—	—	—
33411	Computer & peripheral equipment mfg .....	179	2 846	10 250	5	2	—	1	—	2	—	—	—	—
3342	Communications equipment mfg .....	(C)	(D)	(D)	8	4	—	2	—	2	—	—	—	—
3344	Semiconductor & oth electronic component mfg .....	188	1 151	5 611	4	1	—	2	—	—	1	—	—	—
33441	Semiconductor & oth electronic component mfg .....	188	1 151	5 611	4	1	—	2	—	—	1	—	—	—
3345	Nav, measuring, medical, control instruments mfg .....	2 203	30 678	120 931	17	5	2	1	2	4	1	—	2	—
33451	Nav, measuring, medical, control instruments mfg .....	2 203	30 678	120 931	17	5	2	1	2	4	1	—	2	—
334511	Search, detection & navigation instrument mfg .....	1 787	25 364	99 810	4	1	—	—	—	1	—	—	2	—
335	Electrical equip, appliance & component mfg .....	171	1 466	7 093	8	2	2	3	—	—	1	—	—	—
3353	Electrical equipment mfg .....	(C)	(D)	(D)	3	—	1	1	—	—	1	—	—	—
33531	Electrical equipment mfg .....	(C)	(D)	(D)	3	—	1	1	—	—	1	—	—	—
336	Transportation equipment mfg .....	643	6 907	24 762	10	6	—	—	—	2	1	1	—	—
3363	Motor vehicle parts mfg .....	(C)	(D)	(D)	7	4	—	—	—	2	1	—	—	—
33639	Other motor vehicle parts mfg .....	(C)	(D)	(D)	1	—	—	—	—	—	1	—	—	—
3366	Ship & boat building .....	(E)	(D)	(D)	1	—	—	—	—	—	—	1	—	—
33661	Ship & boat building .....	(E)	(D)	(D)	1	—	—	—	—	—	—	1	—	—
337	Furniture & related product mfg .....	422	2 949	12 192	23	10	4	3	4	1	1	—	—	—
3371	HH & institutional furniture & kitchen cabinet mfg .....	277	1 893	6 931	16	7	4	1	3	—	1	—	—	—
33712	Household & institutional furniture mfg .....	202	1 378	5 175	11	5	4	—	1	—	1	—	—	—
3372	Office furniture (including fixtures) mfg .....	(C)	(D)	(D)	5	2	—	2	—	1	—	—	—	—
33721	Office furniture (including fixtures) mfg .....	(C)	(D)	(D)	5	2	—	2	—	1	—	—	—	—
339	Miscellaneous mfg .....	705	5 233	21 545	74	48	8	7	8	2	1	—	—	—
3391	Medical equipment & supplies mfg .....	318	2 741	10 633	32	19	4	3	4	2	—	—	—	—
33911	Medical equipment & supplies mfg .....	318	2 741	10 633	32	19	4	3	4	2	—	—	—	—
339116	Dental laboratories .....	152	990	3 996	18	11	3	2	1	1	—	—	—	—
3399	Other miscellaneous mfg .....	387	2 492	10 912	42	29	4	4	4	—	1	—	—	—
33995	Sign mfg .....	177	1 234	5 360	14	10	1	1	1	—	1	—	—	—
339950	Sign mfg .....	177	1 234	5 360	14	10	1	1	1	—	1	—	—	—
<b>42</b>	<b>Wholesale trade .....</b>	<b>11 593</b>	<b>132 031</b>	<b>533 850</b>	<b>927</b>	<b>504</b>	<b>155</b>	<b>137</b>	<b>83</b>	<b>31</b>	<b>14</b>	<b>3</b>	—	—
421	Wholesale trade, durable goods .....	7 506	84 840	340 263	636	338	112	91	64	23	7	1	—	—
4211	Motor vehicle, motor vehicle pt & supply whsle .	583	5 592	22 530	51	24	8	13	2	4	—	—	—	—
42111	Automobile & other motor vehicle whsle .	186	2 073	7 557	11	5	1	3	—	2	—	—	—	—
421110	Automobile & other motor vehicle whsle .	186	2 073	7 557	11	5	1	3	—	2	—	—	—	—
42112	Motor vehicle supplies & new parts whsle .	311	2 678	11 186	28	14	3	8	1	2	—	—	—	—
421120	Motor vehicle supplies & new parts whsle .	311	2 678	11 186	28	14	3	8	1	2	—	—	—	—
4212	Furniture & home furnishing whsle .....	409	3 758	16 375	36	21	5	2	6	1	1	—	—	—
42121	Furniture whsle .....	216	1 963	9 061	18	13	1	—	3	—	1	—	—	—
421210	Furniture whsle .....	216	1 963	9 061	18	13	1	—	3	—	1	—	—	—
42122	Home furnishing whsle .....	193	1 795	7 314	18	8	4	2	3	1	—	—	—	—
421220	Home furnishing whsle .....	193	1 795	7 314	18	8	4	2	3	1	—	—	—	—
4213	Lumber & other construction materials whsle ...	431	4 050	15 425	32	17	3	8	2	2	—	—	—	—
42131	Lumber, plywood, millwork & wood panel whsle .....	322	2 986	10 231	17	9	1	3	2	2	—	—	—	—
421310	Lumber, plywood, millwork & wood panel whsle .....	322	2 986	10 231	17	9	1	3	2	2	—	—	—	—
4214	Professional & commercial equip & supp whsle .	1 759	21 048	78 421	127	61	32	13	12	7	2	—	—	—
42142	Office equipment whsle .....	687	8 119	27 971	32	10	11	1	5	4	1	—	—	—
421420	Office equipment whsle .....	687	8 119	27 971	32	10	11	1	5	4	1	—	—	—
42143	Computer & peripheral equip & software whsle .....	738	8 967	33 924	46	18	15	5	5	2	1	—	—	—
421430	Computer & peripheral equip & software whsle .....	738	8 967	33 924	46	18	15	5	5	2	1	—	—	—
42144	Other commercial equipment whsle .....	147	1 850	7 134	14	10	2	—	1	1	—	—	—	—
421440	Other commercial equipment whsle .....	147	1 850	7 134	14	10	2	—	1	1	—	—	—	—
42145	Medical, dental, hospital equip & supp whsle .	111	1 517	6 780	25	18	2	5	—	—	—	—	—	—
421450	Medical, dental, hospital equip & supp whsle .....	111	1 517	6 780	25	18	2	5	—	—	—	—	—	—
4215	Metal & mineral (except petroleum) whsle .....	414	5 617	18 617	28	16	3	3	4	1	1	—	—	—
42151	Metal service centers & offices whsle .....	317	3 334	12 119	23	14	2	3	3	—	1	—	—	—
421510	Metal service centers & offices whsle .....	317	3 334	12 119	23	14	2	3	3	—	1	—	—	—

See footnotes at end of table.

**Table 6. Counties—Employees, Payroll, and Establishments by Industry: 2000—Con.**

[Excludes most government employees, railroad employees, and self-employed persons. Size class 1 to 4 includes establishments with payroll, but no employees, during mid-March pay period. (D) denotes figures withheld to avoid disclosing data for individual companies; the data are included in broader industry totals. Detailed industries with 100 or more employees are shown if industry was not a (D). For explanation of terms, abbreviations, and data reliability/comparability, see introductory text]

NAICS code	Industry	Number of employees for week including March 12	Payroll (\$1,000)		Total number of establishments	Number of establishments by employment-size class								
			First quarter	Annual		1 to 4	5 to 9	10 to 19	20 to 49	50 to 99	100 to 249	250 to 499	500 to 999	1,000 or more
<b>BALTIMORE—Con.</b>														
<b>Wholesale trade—Con.</b>														
42	Wholesale trade, durable goods—Con.													
4216	Electrical goods whsle . . . . .	1 281	18 021	68 946	84	41	11	18	11	2	—	1	—	—
42161	Elec equip, wiring supp, const material whsle . . . . .	378	4 554	17 917	34	14	6	8	6	—	—	—	—	—
421610	Elec equip, wiring supp, const material whsle . . . . .	378	4 554	17 917	34	14	6	8	6	—	—	—	—	—
42169	Other electronic parts & equipment whsle . . . . .	845	12 602	47 693	44	24	5	7	5	2	—	1	—	—
421690	Other electronic parts & equipment whsle . . . . .	845	12 602	47 693	44	24	5	7	5	2	—	1	—	—
4217	Hardware, plumb & heating equip & sup whsle . . . . .	548	5 870	26 970	60	29	16	11	2	1	1	—	—	—
42171	Hardware whsle . . . . .	174	1 586	6 787	23	7	9	7	—	—	—	—	—	—
421710	Hardware whsle . . . . .	174	1 586	6 787	23	7	9	7	—	—	—	—	—	—
42172	Plumbing & heating equipment & supplies whsle . . . . .	198	2 051	10 188	15	9	2	2	1	—	1	—	—	—
421720	Plumbing & heating equipment & supplies whsle . . . . .	198	2 051	10 188	15	9	2	2	1	—	1	—	—	—
42173	Warm air heating & AC equip & supplies whsle . . . . .	162	2 140	9 512	18	10	4	2	1	1	—	—	—	—
421730	Warm air heating & AC equip & supplies whsle . . . . .	162	2 140	9 512	18	10	4	2	1	1	—	—	—	—
4218	Machinery, equipment & supplies whsle . . . . .	1 518	17 027	76 214	158	90	29	16	18	3	2	—	—	—
42181	Const & mining (exc petroleum) equip whsle . . . . .	585	7 434	30 814	20	6	2	1	7	2	2	—	—	—
421810	Const & mining (exc petroleum) equip whsle . . . . .	585	7 434	30 814	20	6	2	1	7	2	2	—	—	—
42183	Industrial machinery & equipment whsle . . . . .	467	5 230	26 313	80	52	15	8	5	—	—	—	—	—
421830	Industrial machinery & equipment whsle . . . . .	467	5 230	26 313	80	52	15	8	5	—	—	—	—	—
42184	Industrial supplies whsle . . . . .	227	2 392	10 054	34	18	9	3	4	—	—	—	—	—
421840	Industrial supplies whsle . . . . .	227	2 392	10 054	34	18	9	3	4	—	—	—	—	—
42185	Service establishment equip & supplies whsle . . . . .	219	1 818	8 158	19	10	3	3	2	1	—	—	—	—
421850	Service establishment equip & supplies whsle . . . . .	219	1 818	8 158	19	10	3	3	2	1	—	—	—	—
4219	Miscellaneous durable goods whsle . . . . .	563	3 857	16 765	60	39	5	7	7	2	—	—	—	—
42192	Toy & hobby goods & supplies whsle . . . . .	137	1 109	4 900	10	6	—	2	1	1	—	—	—	—
421920	Toy & hobby goods & supplies whsle . . . . .	137	1 109	4 900	10	6	—	2	1	1	—	—	—	—
42193	Recyclable material whsle . . . . .	220	1 341	5 513	17	8	1	4	4	—	—	—	—	—
421930	Recyclable material whsle . . . . .	220	1 341	5 513	17	8	1	4	4	—	—	—	—	—
42199	Other miscellaneous durable goods whsle . . . . .	121	917	4 063	16	11	2	1	1	1	—	—	—	—
421990	Other miscellaneous durable goods whsle . . . . .	121	917	4 063	16	11	2	1	1	1	—	—	—	—
422	Wholesale trade, nondurable goods . . . . .	4 087	47 191	193 587	291	166	43	46	19	8	7	2	—	—
4221	Paper & paper product whsle . . . . .	637	9 404	40 207	44	21	7	8	5	2	1	—	—	—
42212	Stationery & office supplies whsle . . . . .	358	4 141	15 928	25	9	6	5	4	1	—	—	—	—
422120	Stationery & office supplies whsle . . . . .	358	4 141	15 928	25	9	6	5	4	1	—	—	—	—
42213	Industrial & personal service paper whsle . . . . .	186	4 116	19 638	14	9	1	2	1	—	1	—	—	—
422130	Industrial & personal service paper whsle . . . . .	186	4 116	19 638	14	9	1	2	1	—	1	—	—	—
4222	Drugs & druggists' sundries whsle . . . . .	806	10 843	42 143	20	12	—	3	1	1	2	1	—	—
42221	Drugs & druggists' sundries whsle . . . . .	806	10 843	42 143	20	12	—	3	1	1	2	1	—	—
422210	Drugs & druggists' sundries whsle . . . . .	806	10 843	42 143	20	12	—	3	1	1	2	1	—	—
4223	Apparel, piece goods & notions whsle . . . . .	195	1 307	5 903	31	21	4	3	3	—	—	—	—	—
42232	Men's & boys' clothing & furnishings whsle . . . . .	102	581	2 438	9	4	—	3	2	—	—	—	—	—
422320	Men's & boys' clothing & furnishings whsle . . . . .	102	581	2 438	9	4	—	3	2	—	—	—	—	—
4224	Grocery & related product whsle . . . . .	1 348	12 544	51 566	88	49	16	14	4	2	2	1	—	—
42249	Other grocery & related products whsle . . . . .	1 114	10 741	42 357	48	22	11	9	1	2	2	1	—	—
422490	Other grocery & related products whsle . . . . .	1 114	10 741	42 357	48	22	11	9	1	2	2	1	—	—
4226	Chemical & allied products whsle . . . . .	288	3 381	15 673	33	16	5	9	2	1	—	—	—	—
42269	Other chemical & allied products whsle . . . . .	246	2 873	12 957	27	13	5	6	2	1	—	—	—	—
422690	Other chemical & allied products whsle . . . . .	246	2 873	12 957	27	13	5	6	2	1	—	—	—	—
4228	Beer, wine, distilled alcoholic beverage whsle . . . . .	148	1 489	6 369	5	1	2	1	—	—	1	—	—	—
42281	Beer & ale whsle . . . . .	(C)	(D)	(D)	1	—	—	—	—	—	1	—	—	—
4229	Miscellaneous nondurable goods whsle . . . . .	594	6 921	27 571	62	42	7	7	3	2	1	—	—	—
42292	Book, periodical & newspaper whsle . . . . .	134	1 821	4 988	5	2	—	1	—	2	—	—	—	—
422920	Book, periodical & newspaper whsle . . . . .	134	1 821	4 988	5	2	—	1	—	2	—	—	—	—
42299	Other miscellaneous nondurable goods whsle . . . . .	273	2 915	13 210	26	19	3	3	—	—	1	—	—	—
422990	Other miscellaneous nondurable goods whsle . . . . .	273	2 915	13 210	26	19	3	3	—	—	1	—	—	—
<b>44-45</b>	<b>Retail trade . . . . .</b>	<b>52 221</b>	<b>259 640</b>	<b>1 085 384</b>	<b>2 997</b>	<b>1 094</b>	<b>789</b>	<b>609</b>	<b>267</b>	<b>128</b>	<b>93</b>	<b>16</b>	<b>1</b>	<b>—</b>
441	Motor vehicle & parts dealers . . . . .	6 333	53 491	231 696	241	63	58	50	32	24	12	2	—	—
4411	Automobile dealers . . . . .	4 706	44 512	192 432	91	24	10	6	14	23	12	2	—	—
44111	New car dealers . . . . .	4 559	43 417	188 034	61	7	1	3	13	23	12	2	—	—
441110	New car dealers . . . . .	4 559	43 417	188 034	61	7	1	3	13	23	12	2	—	—
44112	Used car dealers . . . . .	147	1 095	4 398	30	17	9	3	1	—	—	—	—	—
441120	Used car dealers . . . . .	147	1 095	4 398	30	17	9	3	1	—	—	—	—	—
4412	Other motor vehicle dealers . . . . .	244	1 339	6 970	23	9	5	4	5	—	—	—	—	—
44122	Motorcycle & boat & other MV dealers . . . . .	189	1 052	5 347	20	9	4	4	3	—	—	—	—	—
441222	Boat dealers . . . . .	126	606	3 099	13	5	3	3	2	—	—	—	—	—
4413	Automotive parts, accessories & tire stores . . . . .	1 383	7 640	32 294	127	30	43	40	13	1	—	—	—	—
44131	Automotive parts, accessories & tire stores . . . . .	847	3 847	15 678	77	23	18	27	8	1	—	—	—	—
441310	Automotive parts, accessories & tire stores . . . . .	847	3 847	15 678	77	23	18	27	8	1	—	—	—	—
44132	Tire dealers . . . . .	536	3 793	16 616	50	7	25	13	5	—	—	—	—	—
441320	Tire dealers . . . . .	536	3 793	16 616	50	7	25	13	5	—	—	—	—	—
442	Furniture & home furnishing stores . . . . .	2 566	15 644	67 853	186	74	54	31	18	6	2	1	—	—
4421	Furniture stores . . . . .	1 331	7 927	33 108	78	33	24	9	5	5	1	1	—	—
44211	Furniture stores . . . . .	1 331	7 927	33 108	78	33	24	9	5	5	1	1	—	—
442110	Furniture stores . . . . .	1 331	7 927	33 108	78	33	24	9	5	5	1	1	—	—
4422	Home furnishings stores . . . . .	1 235	7 717	34 745	108	41	30	22	13	1	1	—	—	—
44221	Floor covering stores . . . . .	628	5 363	25 700	46	18	12	9	5	1	1	—	—	—
442210	Floor covering stores . . . . .	628	5 363	25 700	46	18	12	9	5	1	1	—	—	—
44229	Other home furnishings stores . . . . .	607	2 354	9 045	62	23	18	13	8	—	—	—	—	—
442290	All other home furnishings stores . . . . .	597	2 309	8 739	58	20	17	13	8	—	—	—	—	—

See footnotes at end of table.

**Table 6. Counties—Employees, Payroll, and Establishments by Industry: 2000—Con.**

[Excludes most government employees, railroad employees, and self-employed persons. Size class 1 to 4 includes establishments with payroll, but no employees, during mid-March pay period. (D) denotes figures withheld to avoid disclosing data for individual companies; the data are included in broader industry totals. Detailed industries with 100 or more employees are shown if industry was not a (D). For explanation of terms, abbreviations, and data reliability/comparability, see introductory text]

NAICS code	Industry	Number of employees for week including March 12	Payroll (\$1,000)		Total number of establishments	Number of establishments by employment-size class								
			First quarter	Annual		1 to 4	5 to 9	10 to 19	20 to 49	50 to 99	100 to 249	250 to 499	500 to 999	1,000 or more
<b>BALTIMORE—Con.</b>														
<b>44-45 Retail trade—Con.</b>														
443	Electronics & appliance stores	1 667	11 224	45 174	141	70	36	17	9	5	4	—	—	—
4431	Electronics & appliance stores	1 667	11 224	45 174	141	70	36	17	9	5	4	—	—	—
44311	Appliance, TV & all other electronics stores	1 292	8 959	36 575	83	38	21	9	7	4	4	—	—	—
443111	Household appliance stores	198	1 805	6 783	19	6	7	4	1	1	—	—	—	—
443112	Radio, television & other electronics stores	1 094	7 154	29 792	64	32	14	5	6	3	4	—	—	—
44312	Computer & software stores	246	1 774	6 764	38	25	7	3	2	1	—	—	—	—
443120	Computer & software stores	246	1 774	6 764	38	25	7	3	2	1	—	—	—	—
44313	Camera & photographic supplies stores	129	491	1 835	20	7	8	5	—	—	—	—	—	—
443130	Camera & photographic supplies stores	129	491	1 835	20	7	8	5	—	—	—	—	—	—
444	Bldg material & garden equip & supp dealers	3 660	23 824	98 719	191	80	37	36	21	10	5	2	—	—
4441	Building material & supplies dealers	3 080	20 940	86 356	153	68	29	25	17	8	4	2	—	—
44411	Home centers	(G)	(D)	(D)	8	2	—	—	—	—	4	2	—	—
44412	Paint & wallpaper stores	115	625	2 506	25	18	5	1	1	—	—	—	—	—
444120	Paint & wallpaper stores	115	625	2 506	25	18	5	1	1	—	—	—	—	—
44419	Other building material dealers	1 517	12 606	54 682	102	38	18	22	16	8	—	—	—	—
444190	Other building material dealers	1 517	12 606	54 682	102	38	18	22	16	8	—	—	—	—
4442	Lawn & garden equip & supplies stores	580	2 884	12 363	38	12	8	11	4	2	1	—	—	—
44422	Nursery & garden centers	500	2 497	10 546	22	3	3	9	4	2	1	—	—	—
444220	Nursery & garden centers	500	2 497	10 546	22	3	3	9	4	2	1	—	—	—
445	Food & beverage stores	11 153	52 212	205 860	489	190	97	99	35	32	35	1	—	—
4451	Grocery stores	9 782	47 635	185 908	249	50	49	56	26	32	35	1	—	—
44511	Grocery (except convenience) stores	8 814	44 855	174 584	144	27	19	11	19	32	35	1	—	—
445110	Grocery (except convenience) stores	8 814	44 855	174 584	144	27	19	11	19	32	35	1	—	—
44512	Convenience stores	968	2 780	11 324	105	23	30	45	7	—	—	—	—	—
445120	Convenience stores	968	2 780	11 324	105	23	30	45	7	—	—	—	—	—
4452	Specialty food stores	559	1 335	6 252	94	49	22	19	4	—	—	—	—	—
44521	Meat markets	114	352	1 515	18	8	6	4	—	—	—	—	—	—
445210	Meat markets	114	352	1 515	18	8	6	4	—	—	—	—	—	—
44529	Other specialty food stores	280	564	2 473	53	30	10	12	1	—	—	—	—	—
445291	Baked goods stores	101	283	972	15	7	4	4	—	—	—	—	—	—
445292	Confectionery & nut stores	148	234	1 006	20	8	4	7	1	—	—	—	—	—
4453	Beer, wine & liquor stores	812	3 242	13 700	146	91	26	24	5	—	—	—	—	—
44531	Beer, wine & liquor stores	812	3 242	13 700	146	91	26	24	5	—	—	—	—	—
445310	Beer, wine & liquor stores	812	3 242	13 700	146	91	26	24	5	—	—	—	—	—
446	Health & personal care stores	3 154	15 524	67 722	274	99	74	60	34	4	3	—	—	—
4461	Health & personal care stores	3 154	15 524	67 722	274	99	74	60	34	4	3	—	—	—
44611	Pharmacies & drug stores	2 060	10 632	47 406	118	12	32	42	27	3	2	—	—	—
446110	Pharmacies & drug stores	2 060	10 632	47 406	118	12	32	42	27	3	2	—	—	—
44612	Cosmetics, beauty supplies & perfume stores	302	769	3 460	37	10	17	8	2	—	—	—	—	—
446120	Cosmetics, beauty supplies & perfume stores	302	769	3 460	37	10	17	8	2	—	—	—	—	—
44613	Optical goods stores	347	1 959	7 922	72	48	15	5	4	—	—	—	—	—
446130	Optical goods stores	347	1 959	7 922	72	48	15	5	4	—	—	—	—	—
44619	Other health & personal care stores	445	2 164	8 934	47	29	10	5	1	1	1	—	—	—
446191	Food (health) supplement stores	213	663	2 406	24	13	8	1	1	1	—	—	—	—
446199	All other health & personal care stores	232	1 501	6 528	23	16	2	4	—	—	1	—	—	—
447	Gasoline stations	1 557	5 995	24 797	202	74	67	53	8	—	—	—	—	—
4471	Gasoline stations	1 557	5 995	24 797	202	74	67	53	8	—	—	—	—	—
44711	Gasoline stations with convenience stores	626	2 209	9 277	76	29	19	24	4	—	—	—	—	—
447110	Gasoline stations with convenience stores	626	2 209	9 277	76	29	19	24	4	—	—	—	—	—
44719	Other gasoline stations	931	3 786	15 520	126	45	48	29	4	—	—	—	—	—
447190	Other gasoline stations	931	3 786	15 520	126	45	48	29	4	—	—	—	—	—
448	Clothing & clothing accessories stores	6 230	22 720	93 983	521	166	183	114	37	18	2	—	1	—
4481	Clothing stores	4 679	14 424	61 553	306	72	101	82	32	17	1	—	1	—
44811	Men's clothing stores	455	1 848	7 785	38	7	16	11	2	2	—	—	—	—
448110	Men's clothing stores	455	1 848	7 785	38	7	16	11	2	2	—	—	—	—
44812	Women's clothing stores	1 275	3 222	14 932	129	26	46	44	13	—	—	—	—	—
448120	Women's clothing stores	1 275	3 222	14 932	129	26	46	44	13	—	—	—	—	—
44813	Children's & infants' clothing stores	442	1 260	5 246	25	2	7	10	4	2	—	—	—	—
448130	Children's & infants' clothing stores	442	1 260	5 246	25	2	7	10	4	2	—	—	—	—
44814	Family clothing stores	1 911	6 142	25 750	45	9	6	10	7	11	1	—	1	—
448140	Family clothing stores	1 911	6 142	25 750	45	9	6	10	7	11	1	—	1	—
44815	Clothing accessories stores	176	643	2 407	25	13	9	1	1	—	—	—	—	—
448150	Clothing accessories stores	176	643	2 407	25	13	9	1	1	—	—	—	—	—
44819	Other clothing stores	420	1 309	5 433	44	15	17	6	5	1	—	—	—	—
448190	Other clothing stores	420	1 309	5 433	44	15	17	6	5	1	—	—	—	—
4482	Shoe stores	765	2 585	10 659	120	53	44	20	2	1	—	—	—	—
44821	Shoe stores	765	2 585	10 659	120	53	44	20	2	1	—	—	—	—
448210	Shoe stores	765	2 585	10 659	120	53	44	20	2	1	—	—	—	—
4483	Jewelry, luggage & leather goods stores	786	5 711	21 771	95	41	38	12	3	—	1	—	—	—
44831	Jewelry stores	706	5 317	20 193	86	38	34	11	2	—	1	—	—	—
448310	Jewelry stores	706	5 317	20 193	86	38	34	11	2	—	1	—	—	—
451	Sporting goods, hobby, book & music stores	2 769	8 447	36 423	212	63	63	53	20	13	—	—	—	—
4511	Sporting goods, hobby, musical instrument stores	1 866	6 046	26 782	157	56	45	32	16	8	—	—	—	—
45111	Sporting goods stores	759	2 466	10 346	73	34	21	11	2	5	—	—	—	—
451110	Sporting goods stores	759	2 466	10 346	73	34	21	11	2	5	—	—	—	—
45112	Hobby, toy & game stores	675	1 892	8 716	46	13	12	10	9	2	—	—	—	—
451120	Hobby, toy & game stores	675	1 892	8 716	46	13	12	10	9	2	—	—	—	—
45113	Sewing, needlework & piece goods stores	183	533	2 193	19	4	4	10	1	—	—	—	—	—
451130	Sewing, needlework & piece goods stores	183	533	2 193	19	4	4	10	1	—	—	—	—	—
45114	Musical instrument & supplies stores	249	1 155	5 527	19	5	8	1	4	1	—	—	—	—
451140	Musical instrument & supplies stores	249	1 155	5 527	19	5	8	1	4	1	—	—	—	—
4512	Book, periodical & music stores	903	2 401	9 641	55	7	18	21	4	5	—	—	—	—
45121	Book stores & news dealers	635	1 817	7 217	25	2	6	9	3	5	—	—	—	—
45122	Prerecorded tape, CD & record stores	268	584	2 424	30	5	12	12	1	—	—	—	—	—
451220	Prerecorded tape, CD & record stores	268	584	2 424	30	5	12	12	1	—	—	—	—	—

See footnotes at end of table.



**Table 6. Counties—Employees, Payroll, and Establishments by Industry: 2000—Con.**

[Excludes most government employees, railroad employees, and self-employed persons. Size class 1 to 4 includes establishments with payroll, but no employees, during mid-March pay period. (D) denotes figures withheld to avoid disclosing data for individual companies; the data are included in broader industry totals. Detailed industries with 100 or more employees are shown if industry was not a (D). For explanation of terms, abbreviations, and data reliability/comparability, see introductory text]

NAICS code	Industry	Number of employees for week including March 12	Payroll (\$1,000)		Total number of establishments	Number of establishments by employment-size class																					
			First quarter	Annual		1 to 4	5 to 9	10 to 19	20 to 49	50 to 99	100 to 249	250 to 499	500 to 999	1,000 or more													
<b>BALTIMORE—Con.</b>																											
<b>44-45 Retail trade—Con.</b>																											
452	General merchandise stores .....	8 677	30 028	127 735	101	13	20	16	6	9	27	10	—	—													
4521	Department stores .....	6 450	22 174	93 418	38	1	—	—	1	8	19	9	—	—													
45211	Department stores .....	6 450	22 174	93 418	38	1	—	—	1	8	19	9	—	—													
452110	Department stores .....	6 450	22 174	93 418	38	1	—	—	1	8	19	9	—	—													
4529	Other general merchandise stores .....	2 227	7 854	34 317	63	12	20	16	5	1	8	1	—	—													
45291	Warehouse clubs & superstores .....	882	4 024	18 669	6	—	—	—	—	—	6	—	—	—													
452910	Warehouse clubs & superstores .....	882	4 024	18 669	6	—	—	—	—	—	6	—	—	—													
45299	All other general merchandise stores .....	1 345	3 830	15 648	57	12	20	16	5	1	2	1	—	—													
452990	All other general merchandise stores .....	1 345	3 830	15 648	57	12	20	16	5	1	2	1	—	—													
453	Miscellaneous store retailers .....	3 352	13 214	54 756	313	129	75	63	41	3	2	—	—	—													
4531	Florists .....	675	2 499	11 412	58	28	10	8	11	—	1	—	—	—													
45311	Florists .....	675	2 499	11 412	58	28	10	8	11	—	1	—	—	—													
453110	Florists .....	675	2 499	11 412	58	28	10	8	11	—	1	—	—	—													
4532	Office supplies, stationery & gift stores .....	1 294	5 154	20 126	108	31	30	30	16	—	1	—	—	—													
45321	Office supplies & stationery stores .....	463	2 400	9 222	24	4	4	6	10	—	—	—	—	—													
453210	Office supplies & stationery stores .....	463	2 400	9 222	24	4	4	6	10	—	—	—	—	—													
45322	Gift, novelty & souvenir stores .....	831	2 754	10 904	84	27	26	24	6	—	1	—	—	—													
453220	Gift, novelty & souvenir stores .....	831	2 754	10 904	84	27	26	24	6	—	1	—	—	—													
4533	Used merchandise stores .....	265	838	3 571	33	19	6	3	5	—	—	—	—	—													
45331	Used merchandise stores .....	265	838	3 571	33	19	6	3	5	—	—	—	—	—													
453310	Used merchandise stores .....	265	838	3 571	33	19	6	3	5	—	—	—	—	—													
4539	Other miscellaneous store retailers .....	1 118	4 723	19 647	114	51	29	22	9	3	—	—	—	—													
45391	Pet & pet supplies stores .....	413	1 479	5 493	32	11	10	4	6	1	—	—	—	—													
453910	Pet & pet supplies stores .....	413	1 479	5 493	32	11	10	4	6	1	—	—	—	—													
45399	All other miscellaneous store retailers .....	636	2 732	12 196	67	31	15	16	3	2	—	—	—	—													
453991	Tobacco stores .....	142	388	1 729	10	6	—	2	1	1	—	—	—	—													
453998	All other misc store retailers (exc tobacco) ..	494	2 344	10 467	57	25	15	14	2	1	—	—	—	—													
454	Nonstore retailers .....	1 103	7 317	30 666	126	73	25	17	6	4	1	—	—	—													
4541	Electronic shopping & mail-order houses .....	306	1 660	7 508	31	17	9	3	—	1	1	—	—	—													
45411	Electronic shopping & mail-order houses .....	306	1 660	7 508	31	17	9	3	—	1	1	—	—	—													
454110	Electronic shopping & mail-order houses .....	306	1 660	7 508	31	17	9	3	—	1	1	—	—	—													
4542	Vending machine operators .....	168	1 087	5 100	17	11	2	1	2	1	—	—	—	—													
45421	Vending machine operators .....	168	1 087	5 100	17	11	2	1	2	1	—	—	—	—													
454210	Vending machine operators .....	168	1 087	5 100	17	11	2	1	2	1	—	—	—	—													
4543	Direct selling establishments .....	629	4 570	18 058	78	45	14	13	4	2	—	—	—	—													
45431	Fuel dealers .....	273	2 440	8 958	23	9	6	5	2	1	—	—	—	—													
454311	Heating oil dealers .....	236	2 056	7 566	18	6	5	5	1	1	—	—	—	—													
45439	Other direct selling establishments .....	356	2 130	9 100	55	36	8	8	2	1	—	—	—	—													
454390	Other direct selling establishments .....	356	2 130	9 100	55	36	8	8	2	1	—	—	—	—													
<b>48-49</b>	<b>Transportation &amp; warehousing .....</b>	<b>7 665</b>	<b>54 415</b>	<b>244 481</b>	<b>344</b>	<b>193</b>	<b>52</b>	<b>52</b>	<b>27</b>	<b>9</b>	<b>9</b>	<b>1</b>	<b>—</b>	<b>1</b>													
484	Truck transportation .....	2 447	21 384	92 262	190	114	20	30	15	5	6	—	—	—													
4841	General freight trucking .....	1 449	14 320	63 199	82	51	9	6	9	2	5	—	—	—													
48411	General freight trucking, local .....	319	2 839	12 266	36	27	4	2	2	—	1	—	—	—													
484110	General freight trucking, local .....	319	2 839	12 266	36	27	4	2	2	—	1	—	—	—													
48412	General freight trucking, long-distance .....	1 130	11 481	50 933	46	24	5	4	7	2	4	—	—	—													
484121	General freight trucking, long-distance, TL ..	633	6 274	28 634	36	19	4	4	6	2	1	—	—	—													
484122	General freight trucking, long-distance, LTL ..	497	5 207	22 299	10	5	1	—	1	—	3	—	—	—													
4842	Specialized freight trucking .....	998	7 064	29 063	108	63	11	24	6	3	1	—	—	—													
48421	Used household & office goods moving .....	438	3 107	12 065	28	10	4	9	3	1	1	—	—	—													
484210	Used household & office goods moving .....	438	3 107	12 065	28	10	4	9	3	1	1	—	—	—													
48422	Specialized freight (exc used) trucking, local ..	409	2 702	11 302	65	46	5	10	3	1	—	—	—	—													
484220	Specialized freight (exc used) trucking, local ..	409	2 702	11 302	65	46	5	10	3	1	—	—	—	—													
48423	Specialized freight (exc used) trucking, LDist ..	151	1 255	5 696	15	7	2	5	—	1	—	—	—	—													
484230	Specialized freight (exc used) trucking, LDist ..	151	1 255	5 696	15	7	2	5	—	1	—	—	—	—													
485	Transit & ground passenger transportation .....	773	2 309	10 071	35	16	3	9	5	—	1	1	—	—													
4854	School & employee bus transportation .....	529	1 457	5 887	7	1	—	3	1	—	1	1	—	—													
48541	School & employee bus transportation .....	529	1 457	5 887	7	1	—	3	1	—	1	1	—	—													
485410	School & employee bus transportation .....	529	1 457	5 887	7	1	—	3	1	—	1	1	—	—													
4855	Charter bus industry .....	102	404	2 138	5	1	—	2	2	—	—	—	—	—													
48551	Charter bus industry .....	102	404	2 138	5	1	—	2	2	—	—	—	—	—													
485510	Charter bus industry .....	102	404	2 138	5	1	—	2	2	—	—	—	—	—													
488	Transportation support activities .....	468	3 858	17 551	62	34	19	6	1	1	1	—	—	—													
4884	Road transportation support activities .....	(C)	(D)	(D)	24	9	9	6	—	—	—	—	—	—													
48841	Motor vehicle towing .....	151	949	4 150	23	8	9	6	—	—	—	—	—	—													
488410	Motor vehicle towing .....	151	949	4 150	23	8	9	6	—	—	—	—	—	—													
4885	Freight transportation arrangement .....	233	2 108	10 229	33	23	8	—	1	—	1	—	—	—													
48851	Freight transportation arrangement .....	233	2 108	10 229	33	23	8	—	1	—	1	—	—	—													
488510	Freight transportation arrangement .....	233	2 108	10 229	33	23	8	—	1	—	1	—	—	—													
492	Couriers & messengers .....	3 665	24 505	114 188	33	19	7	—	3	2	1	—	—	1													
4921	Couriers .....	(H)	(D)	(D)	14	8	2	—	—	2	1	—	—	1													
49211	Couriers .....	(H)	(D)	(D)	14	8	2	—	—	2	1	—	—	1													
4922	Local messengers & local delivery .....	(C)	(D)	(D)	19	11	5	—	3	—	—	—	—	—													
49221	Local messengers & local delivery .....	(C)	(D)	(D)	19	11	5	—	3	—	—	—	—	—													
493	Warehousing & storage .....	230	1 614	6 954	10	2	1	3	3	1	—	—	—	—													
4931	Warehousing & storage .....	230	1 614	6 954	10	2	1	3	3	1	—	—	—	—													
49311	General warehousing & storage .....	230	1 614	6 954	10	2	1	3	3	1	—	—	—	—													
493110	General warehousing & storage .....	230	1 614	6 954	10	2	1	3	3	1	—	—	—	—													

See footnotes at end of table.

**Table 6. Counties—Employees, Payroll, and Establishments by Industry: 2000—Con.**

[Excludes most government employees, railroad employees, and self-employed persons. Size class 1 to 4 includes establishments with payroll, but no employees, during mid-March pay period. (D) denotes figures withheld to avoid disclosing data for individual companies; the data are included in broader industry totals. Detailed industries with 100 or more employees are shown if industry was not a (D). For explanation of terms, abbreviations, and data reliability/comparability, see introductory text]

NAICS code	Industry	Number of employees for week including March 12	Payroll (\$1,000)		Total number of establishments	Number of establishments by employment-size class									
			First quarter	Annual		1 to 4	5 to 9	10 to 19	20 to 49	50 to 99	100 to 249	250 to 499	500 to 999	1,000 or more	
<b>BALTIMORE—Con.</b>															
<b>51</b>	<b>Information</b>	<b>8 699</b>	<b>94 821</b>	<b>376 945</b>	<b>308</b>	<b>166</b>	<b>34</b>	<b>35</b>	<b>39</b>	<b>18</b>	<b>11</b>	<b>2</b>	<b>2</b>	<b>1</b>	
5111	Publishing industries	1 140	13 246	57 548	79	39	12	13	9	5	1	—	—	—	
	Newspaper, periodical, book, database publishers	744	7 843	32 265	48	21	9	9	5	3	1	—	—	—	
51111	Newspaper publishers	172	1 118	4 932	11	3	3	2	2	1	—	—	—	—	
511110	Newspaper publishers	172	1 118	4 932	11	3	3	2	2	1	—	—	—	—	
51112	Periodical publishers	104	961	3 947	15	9	1	3	2	—	—	—	—	—	
511120	Periodical publishers	104	961	3 947	15	9	1	3	2	—	—	—	—	—	
51114	Database and directory publishers	177	2 342	9 365	6	—	2	2	—	2	—	—	—	—	
511140	Database and directory publishers	177	2 342	9 365	6	—	2	2	—	2	—	—	—	—	
51119	Other publishers	208	2 604	10 573	7	4	1	1	—	—	1	—	—	—	
5112	Software publishers	396	5 403	25 283	31	18	3	4	4	2	—	—	—	—	
51121	Software publishers	396	5 403	25 283	31	18	3	4	4	2	—	—	—	—	
511210	Software publishers	396	5 403	25 283	31	18	3	4	4	2	—	—	—	—	
512	Motion picture & sound recording industries	888	2 901	11 969	57	34	2	4	13	3	1	—	—	—	
5121	Motion picture & video industries	880	2 842	11 658	54	31	2	4	13	3	1	—	—	—	
51211	Motion picture & video production	165	668	2 956	28	23	1	2	1	1	—	—	—	—	
512110	Motion picture & video production	165	668	2 956	28	23	1	2	1	1	—	—	—	—	
51213	Motion picture & video exhibition	628	1 349	5 233	16	1	1	1	10	2	1	—	—	—	
512131	Motion picture theaters (except drive-ins)	628	1 349	5 233	16	1	1	1	10	2	1	—	—	—	
513	Broadcasting & telecommunications	5 916	70 403	266 670	121	60	15	15	11	8	7	2	2	1	
5131	Radio & television broadcasting	(F)	(D)	(D)	15	5	1	—	5	1	3	—	—	—	
51311	Radio broadcasting	597	5 861	24 455	12	5	—	—	4	1	2	—	—	—	
51312	Television broadcasting	(C)	(D)	(D)	3	—	1	—	1	—	1	—	—	—	
5132	Cable networks & program distribution	(F)	(D)	(D)	4	1	—	1	—	1	—	—	1	—	
51322	Cable & other program distribution	(F)	(D)	(D)	4	1	—	1	—	1	—	—	1	—	
5133	Telecommunications	4 507	52 556	205 527	102	54	14	14	6	6	4	2	1	1	
51331	Wired telecommunications carriers	4 190	48 041	182 036	58	27	9	6	2	6	4	2	1	1	
513310	Wired telecommunications carriers	4 190	48 041	182 036	58	27	9	6	2	6	4	2	1	1	
51332	Wireless telecom carriers (exc satellite)	286	4 024	21 421	36	20	5	7	4	—	—	—	—	—	
513322	Cellular & other wireless telecommunications	192	2 893	16 788	27	13	5	7	2	—	—	—	—	—	
514	Information & data processing services	755	8 271	40 758	51	33	5	3	6	2	2	—	—	—	
5141	Information services	328	3 482	16 967	19	12	2	1	3	—	1	—	—	—	
51419	Other information services	328	3 482	16 967	19	12	2	1	3	—	1	—	—	—	
5142	Data processing services	427	4 789	23 791	32	21	3	2	3	2	1	—	—	—	
51421	Data processing services	427	4 789	23 791	32	21	3	2	3	2	1	—	—	—	
514210	Data processing services	427	4 789	23 791	32	21	3	2	3	2	1	—	—	—	
<b>52</b>	<b>Finance &amp; insurance</b>	<b>22 210</b>	<b>262 458</b>	<b>980 340</b>	<b>1 426</b>	<b>773</b>	<b>286</b>	<b>182</b>	<b>112</b>	<b>42</b>	<b>20</b>	<b>6</b>	<b>4</b>	<b>1</b>	
522	Credit intermediation & related activities	9 031	84 788	329 946	592	205	184	124	55	16	5	1	2	—	
5221	Depository credit intermediation	4 245	33 519	137 654	317	71	123	87	26	6	3	1	—	—	
52211	Commercial banking	2 747	20 557	84 035	229	45	102	65	11	4	1	1	—	—	
522110	Commercial banking	2 747	20 557	84 035	229	45	102	65	11	4	1	1	—	—	
52212	Savings institutions	1 072	9 563	40 417	61	14	18	19	8	—	2	—	—	—	
522120	Savings institutions	1 072	9 563	40 417	61	14	18	19	8	—	2	—	—	—	
52213	Credit unions	426	3 399	13 202	27	12	3	3	7	2	—	—	—	—	
522130	Credit unions	426	3 399	13 202	27	12	3	3	7	2	—	—	—	—	
5222	Nondepository credit intermediation	3 732	39 334	144 306	186	91	45	22	17	8	1	—	2	—	
52221	Credit card issuing	(G)	(D)	(D)	2	—	—	—	1	—	—	—	1	—	
52222	Sales financing	1 374	18 794	68 913	31	16	4	3	3	4	—	—	1	—	
522220	Sales financing	1 374	18 794	68 913	31	16	4	3	3	4	—	—	1	—	
52229	Other nondepository credit intermediation	(G)	(D)	(D)	153	75	41	19	13	4	1	—	—	—	
522292	Real estate credit	1 048	10 085	38 162	109	51	27	11	3	1	—	—	—	—	
522298	All oth nondepository credit intermediation	155	1 455	5 780	18	11	3	2	1	1	—	—	—	—	
5223	Activities related to credit intermediation	1 054	11 935	47 986	89	43	16	15	12	2	1	—	—	—	
52231	Mortgage & nonmortgage brokers	649	5 550	24 428	65	34	10	10	1	—	—	—	—	—	
522310	Mortgage & nonmortgage brokers	649	5 550	24 428	65	34	10	10	1	—	—	—	—	—	
52232	Financial clearinghouse & reserve activities	(C)	(D)	(D)	4	1	—	1	—	1	1	—	—	—	
52239	Other credit intermediation activities	(C)	(D)	(D)	20	8	6	4	2	—	—	—	—	—	
523	Security, commodity contracts & like activity	2 810	49 069	188 626	161	112	20	13	8	6	—	—	2	—	
5231	Secrty & comdty contracts intermed & brokerage	693	22 563	75 496	60	38	7	5	5	—	—	—	—	—	
52312	Securities brokerage	669	21 515	73 660	53	32	7	4	5	5	—	—	—	—	
523120	Securities brokerage	669	21 515	73 660	53	32	7	4	5	5	—	—	—	—	
5239	Other financial investment activities	2 117	26 506	113 130	101	74	13	8	3	1	—	—	2	—	
52392	Portfolio management	1 182	17 925	76 097	49	32	7	6	2	1	—	—	1	—	
523920	Portfolio management	1 182	17 925	76 097	49	32	7	6	2	1	—	—	1	—	
52393	Investment advice	102	1 731	7 322	32	26	4	2	—	—	—	—	—	—	
523930	Investment advice	102	1 731	7 322	32	26	4	2	—	—	—	—	—	—	
52399	All other financial investment activities	(F)	(D)	(D)	10	8	—	—	1	—	—	—	1	—	
524	Insurance carriers & related activities	10 101	127 143	454 687	663	450	81	45	48	19	14	5	—	1	
5241	Insurance carriers	6 209	83 555	279 676	153	78	15	13	21	14	7	4	—	1	
52411	Direct life, health, medical insurance carriers	3 627	50 920	163 059	51	22	5	6	9	2	4	2	—	1	
524113	Direct life insurance carriers	864	12 379	39 257	40	18	5	4	9	2	2	—	—	—	
524114	Direct health & medical insurance carriers	2 763	38 541	123 802	11	4	—	2	—	2	2	—	—	1	
52412	Other direct insurance carriers	(H)	(D)	(D)	99	54	10	7	11	12	3	2	—	—	
524126	Direct property & casualty insurance carriers	2 504	30 871	111 797	93	52	7	6	11	12	3	2	—	—	
5242	Agencies & other insurance related activities	3 892	43 588	175 011	510	372	66	32	27	5	7	1	—	—	
52421	Insurance agencies & brokerages	2 784	33 426	133 124	443	339	57	21	18	4	3	1	—	—	
524210	Insurance agencies & brokerages	2 784	33 426	133 124	443	339	57	21	18	4	3	1	—	—	
52429	Other insurance related activities	1 108	10 162	41 887	67	33	9	11	9	1	4	—	—	—	
524291	Claims adjusting	406	3 421	14 075	23	9	4	3	6	—	1	—	—	—	
524292	Insurance & pension funds, third party admin	518	5 407	22 313	32	16	4	7	2	1	2	—	—	—	
524298	All other insurance related activities	184	1 334	5 499	12	8	1	1	1	—	1	—	—	—	

See footnotes at end of table.

**Table 6. Counties—Employees, Payroll, and Establishments by Industry: 2000—Con.**

[Excludes most government employees, railroad employees, and self-employed persons. Size class 1 to 4 includes establishments with payroll, but no employees, during mid-March pay period. (D) denotes figures withheld to avoid disclosing data for individual companies; the data are included in broader industry totals. Detailed industries with 100 or more employees are shown if industry was not a (D). For explanation of terms, abbreviations, and data reliability/comparability, see introductory text]

NAICS code	Industry	Number of employees for week including March 12	Payroll (\$1,000)		Total number of establishments	Number of establishments by employment-size class									
			First quarter	Annual		1 to 4	5 to 9	10 to 19	20 to 49	50 to 99	100 to 249	250 to 499	500 to 999	1,000 or more	
<b>BALTIMORE—Con.</b>															
<b>52 Finance &amp; insurance—Con.</b>															
525	Funds, trusts, & other financial vehicles (part) . . . .	268	1 458	7 081	10	6	1	—	1	1	1	—	—	—	
5259	Other investment pools & funds . . . . .	268	1 458	7 081	10	6	1	—	1	1	1	—	—	—	
52593	Real estate investment trusts . . . . .	(E)	(D)	(D)	6	3	—	—	1	1	1	—	—	—	
<b>53</b>	<b>Real estate &amp; rental &amp; leasing . . . . .</b>	<b>7 610</b>	<b>58 547</b>	<b>235 441</b>	<b>772</b>	<b>458</b>	<b>149</b>	<b>101</b>	<b>38</b>	<b>20</b>	<b>3</b>	<b>2</b>	<b>—</b>	<b>1</b>	
531	Real estate . . . . .	6 138	48 715	195 031	606	391	101	67	25	16	3	2	—	1	
5311	Lessors of real estate . . . . .	3 340	23 619	95 347	238	144	35	38	13	5	1	1	—	1	
53111	Lessors of residential buildings & dwellings . . .	2 766	18 486	71 727	134	67	24	30	7	3	1	1	—	1	
531110	Lessors of residential buildings & dwellings . . .	2 766	18 486	71 727	134	67	24	30	7	3	1	1	—	1	
53112	Lessors of nonres bldg (exc miniwarehouses) . . . . .	488	4 481	20 132	72	49	8	7	6	2	—	—	—	—	
531120	Lessors of nonres bldg (exc miniwarehouses) . . . . .	488	4 481	20 132	72	49	8	7	6	2	—	—	—	—	
5312	Offices of real estate agents & brokers . . . . .	642	4 927	18 775	150	113	26	8	1	2	—	—	—	—	
53121	Offices of real estate agents & brokers . . . . .	642	4 927	18 775	150	113	26	8	1	2	—	—	—	—	
531210	Offices of real estate agents & brokers . . . . .	642	4 927	18 775	150	113	26	8	1	2	—	—	—	—	
5313	Activities related to real estate . . . . .	2 156	20 169	80 909	218	134	40	21	11	9	2	1	—	—	
53131	Real estate property managers . . . . .	1 611	15 166	59 535	108	52	25	13	8	7	2	1	—	—	
531311	Residential property managers . . . . .	1 082	10 926	42 429	64	28	16	10	5	2	1	—	—	—	
531312	Nonresidential property managers . . . . .	529	4 240	17 106	44	24	9	3	3	5	—	—	—	—	
53132	Offices of real estate appraisers . . . . .	215	1 539	6 298	53	40	9	3	—	1	—	—	—	—	
531320	Offices of real estate appraisers . . . . .	215	1 539	6 298	53	40	9	3	—	1	—	—	—	—	
53139	Other activities related to real estate . . . . .	330	3 464	15 076	57	42	6	5	3	1	—	—	—	—	
531390	Other activities related to real estate . . . . .	330	3 464	15 076	57	42	6	5	3	1	—	—	—	—	
532	Rental & leasing services . . . . .	1 408	9 156	36 994	159	64	46	34	11	4	—	—	—	—	
5321	Automotive equipment rental & leasing . . . . .	345	2 806	10 910	40	19	14	3	2	2	—	—	—	—	
53211	Passenger car rental & leasing . . . . .	228	1 899	7 014	20	8	9	—	1	2	—	—	—	—	
532111	Passenger car rental . . . . .	121	1 069	3 548	16	7	8	—	—	1	—	—	—	—	
532112	Passenger car leasing . . . . .	107	830	3 466	4	1	1	—	1	1	—	—	—	—	
53212	Truck, utility trailer & RV rental & leasing . . . . .	117	907	3 896	20	11	5	3	1	—	—	—	—	—	
532120	Truck, utility trailer & RV rental & leasing . . . . .	117	907	3 896	20	11	5	3	1	—	—	—	—	—	
5322	Consumer goods rental . . . . .	695	2 694	11 213	74	23	16	31	3	1	—	—	—	—	
53223	Video tape & disc rental . . . . .	410	1 006	4 128	42	11	6	24	1	—	—	—	—	—	
532230	Video tape & disc rental . . . . .	410	1 006	4 128	42	11	6	24	1	—	—	—	—	—	
53229	Other consumer goods rental . . . . .	199	1 362	5 315	18	7	4	4	2	1	—	—	—	—	
532291	Home health equipment rental . . . . .	125	930	3 234	9	3	3	1	1	1	—	—	—	—	
5324	Commercial, industrial equip rental & leasing . . .	316	3 262	13 245	34	20	7	—	6	1	—	—	—	—	
53241	Const, trans, mining equip rental & leasing . . .	204	2 082	8 421	13	3	6	—	3	1	—	—	—	—	
532412	Const, mining, forestry equip rental & leasing . . . . .	204	2 082	8 421	13	3	6	—	3	1	—	—	—	—	
53249	Oth commercial, industrial equip rental, lease . . . . .	104	965	4 171	16	12	1	—	3	—	—	—	—	—	
532490	Oth commercial, industrial equip rental, lease . . . . .	104	965	4 171	16	12	1	—	3	—	—	—	—	—	
<b>54</b>	<b>Professional, scientific &amp; technical services . . . . .</b>	<b>23 291</b>	<b>305 852</b>	<b>1 160 935</b>	<b>2 346</b>	<b>1 596</b>	<b>342</b>	<b>201</b>	<b>129</b>	<b>47</b>	<b>20</b>	<b>7</b>	<b>3</b>	<b>1</b>	
541	Professional, scientific & technical services . . . . .	23 291	305 852	1 160 935	2 346	1 596	342	201	129	47	20	7	3	1	
5411	Legal services . . . . .	2 495	23 498	111 323	576	424	93	38	19	2	—	—	—	—	
54111	Offices of lawyers . . . . .	2 064	20 185	98 646	512	395	73	26	16	2	—	—	—	—	
541110	Offices of lawyers . . . . .	2 064	20 185	98 646	512	395	73	26	16	2	—	—	—	—	
54119	Other legal services . . . . .	431	3 313	12 677	64	29	20	12	3	—	—	—	—	—	
541191	Title abstract & settlement offices . . . . .	411	3 223	12 139	58	25	18	3	—	—	—	—	—	—	
5412	Accounting, tax prep, bookkeep, payroll services . . . . .	4 411	34 699	156 412	405	285	59	32	14	6	5	3	1	—	
54121	Accounting, tax prep, bookkeep, payroll services . . . . .	4 411	34 699	156 412	405	285	59	32	14	6	5	3	1	—	
541211	Offices of certified public accountants . . . . .	1 465	15 009	74 583	233	161	36	21	10	4	1	—	—	—	
541213	Tax preparation services . . . . .	859	1 882	4 261	40	29	5	2	1	—	1	2	—	—	
541214	Payroll services . . . . .	742	8 836	36 588	18	7	2	4	2	1	1	1	—	—	
541219	Other accounting services . . . . .	1 345	8 972	40 980	114	88	16	5	1	1	2	—	1	—	
5413	Architectural, engineering & related services . . .	5 451	139 338	416 982	284	146	52	36	31	10	6	2	—	1	
54131	Architectural services . . . . .	195	1 986	9 647	43	28	9	5	1	—	—	—	—	—	
541310	Architectural services . . . . .	195	1 986	9 647	43	28	9	5	1	—	—	—	—	—	
54132	Landscape architectural services . . . . .	123	1 206	3 829	21	13	5	2	—	1	—	—	—	—	
541320	Landscape architectural services . . . . .	123	1 206	3 829	21	13	5	2	—	1	—	—	—	—	
54133	Engineering services . . . . .	4 748	133 214	389 930	163	69	28	21	28	8	6	2	—	1	
541330	Engineering services . . . . .	4 748	133 214	389 930	163	69	28	21	28	8	6	2	—	1	
54138	Testing laboratories . . . . .	228	1 898	8 094	16	7	2	4	2	1	—	—	—	—	
541380	Testing laboratories . . . . .	228	1 898	8 094	16	7	2	4	2	1	—	—	—	—	
5414	Specialized design services . . . . .	417	3 084	14 413	110	86	12	8	4	—	—	—	—	—	
54141	Interior design services . . . . .	118	853	3 904	45	38	5	2	—	—	—	—	—	—	
541410	Interior design services . . . . .	118	853	3 904	45	38	5	2	—	—	—	—	—	—	
54143	Graphic design services . . . . .	287	2 134	10 033	59	43	6	6	4	—	—	—	—	—	
541430	Graphic design services . . . . .	287	2 134	10 033	59	43	6	6	4	—	—	—	—	—	
5415	Computer systems design & related services . . .	4 033	55 732	244 375	300	203	31	22	21	17	5	1	—	—	
54151	Computer systems design & related services . . .	4 033	55 732	244 375	300	203	31	22	21	17	5	1	—	—	
541511	Custom computer programming services . . .	1 781	27 673	127 540	108	77	8	4	8	7	4	—	—	—	
541512	Computer systems design services . . . . .	1 840	23 990	92 811	118	72	13	11	12	8	1	1	—	—	
5416	Management, sci & tech consulting services . . .	2 863	25 625	111 290	303	230	33	21	9	6	2	1	1	—	
54161	Management consulting services . . . . .	2 345	19 648	86 819	234	177	24	18	7	5	1	1	1	—	
541611	Admin & gen management consulting services . . . . .	1 414	8 168	37 554	92	75	7	6	—	1	1	1	1	—	
541612	Human res & exec search consulting services . . . . .	418	3 906	18 007	69	49	8	8	3	1	—	—	—	—	
541613	Marketing consulting services . . . . .	370	5 446	23 466	56	43	8	1	1	3	—	—	—	—	
541614	Process, phys dist & log consulting services . . . . .	140	2 069	7 554	14	7	1	3	3	—	—	—	—	—	
54162	Environmental consulting services . . . . .	390	4 436	16 061	23	13	6	1	1	1	1	—	—	—	
541620	Environmental consulting services . . . . .	390	4 436	16 061	23	13	6	1	1	1	1	—	—	—	

See footnotes at end of table.

**Table 6. Counties—Employees, Payroll, and Establishments by Industry: 2000—Con.**

[Excludes most government employees, railroad employees, and self-employed persons. Size class 1 to 4 includes establishments with payroll, but no employees, during mid-March pay period. (D) denotes figures withheld to avoid disclosing data for individual companies; the data are included in broader industry totals. Detailed industries with 100 or more employees are shown if industry was not a (D). For explanation of terms, abbreviations, and data reliability/comparability, see introductory text]

NAICS code	Industry	Number of employees for week including March 12	Payroll (\$1,000)		Total number of establishments	Number of establishments by employment-size class									
			First quarter	Annual		1 to 4	5 to 9	10 to 19	20 to 49	50 to 99	100 to 249	250 to 499	500 to 999	1,000 or more	
<b>BALTIMORE—Con.</b>															
<b>54</b>	<b>Professional, scientific &amp; technical services—Con.</b>														
541	Professional, scientific & technical services—Con.														
5416	Management, sci & tech consulting services—Con.														
54169	Oth scientific & technical consulting services	128	1 541	8 410	46	40	3	2	1	—	—	—	—	—	
541690	Oth scientific & technical consulting services	128	1 541	8 410	46	40	3	2	1	—	—	—	—	—	
5417	Scientific R&D services	467	4 800	22 141	43	18	11	8	4	2	—	—	—	—	
54171	R&D in physical, engineering & life sciences	394	4 205	19 668	35	13	10	7	3	2	—	—	—	—	
541710	R&D in physical, engineering & life sciences	394	4 205	19 668	35	13	10	7	3	2	—	—	—	—	
5418	Advertising & related services	1 367	10 102	43 421	137	99	18	6	12	1	—	—	1	—	
54181	Advertising agencies	297	3 365	14 512	48	36	5	2	4	1	—	—	—	—	
541810	Advertising agencies	297	3 365	14 512	48	36	5	2	4	1	—	—	—	—	
54186	Direct mail advertising	754	4 300	17 447	20	11	2	2	4	—	—	—	1	—	
541860	Direct mail advertising	754	4 300	17 447	20	11	2	2	4	—	—	—	1	—	
54189	Other services related to advertising	151	1 436	6 105	33	26	4	1	2	—	—	—	—	—	
541890	Other services related to advertising	151	1 436	6 105	33	26	4	1	2	—	—	—	—	—	
5419	Oth professional, scientific, technical services	1 787	8 974	40 578	188	105	33	30	15	3	2	—	—	—	
54191	Marketing research & public opinion polling	549	3 156	13 413	16	3	1	6	4	—	2	—	—	—	
541910	Marketing research & public opinion polling	549	3 156	13 413	16	3	1	6	4	—	2	—	—	—	
54192	Photographic services (C)	197	475	2 217	59	42	11	6	—	—	—	—	—	—	
541921	Photography studios, portrait	197	475	2 217	59	42	11	6	—	—	—	—	—	—	
54194	Veterinary services	808	4 131	18 755	66	22	17	16	9	2	—	—	—	—	
541940	Veterinary services	808	4 131	18 755	66	22	17	16	9	2	—	—	—	—	
54199	All oth prof, scientific & technical services	218	1 105	5 679	45	36	4	2	2	1	—	—	—	—	
541990	All oth prof, scientific & technical services	218	1 105	5 679	45	36	4	2	2	1	—	—	—	—	
<b>55</b>	<b>Management of companies &amp; enterprises</b>	<b>9 053</b>	<b>146 011</b>	<b>498 539</b>	<b>136</b>	<b>43</b>	<b>21</b>	<b>17</b>	<b>20</b>	<b>11</b>	<b>15</b>	<b>7</b>	<b>—</b>	<b>2</b>	
551	Management of companies & enterprises	9 053	146 011	498 539	136	43	21	17	20	11	15	7	—	2	
5511	Management of companies & enterprises	9 053	146 011	498 539	136	43	21	17	20	11	15	7	—	2	
55111	Management of companies & enterprises	9 053	146 011	498 539	136	43	21	17	20	11	15	7	—	2	
551114	Corp, subsidiary & regional managing offices	8 716	140 687	477 792	110	30	16	15	16	9	15	7	—	2	
<b>56</b>	<b>Admin. support, waste mgt, remediation services</b>	<b>25 038</b>	<b>117 939</b>	<b>531 961</b>	<b>1 161</b>	<b>608</b>	<b>189</b>	<b>154</b>	<b>96</b>	<b>50</b>	<b>50</b>	<b>10</b>	<b>3</b>	<b>1</b>	
561	Administrative & support services	23 977	110 907	499 805	1 096	592	175	132	89	46	48	10	3	1	
5611	Office administrative services	1 133	10 130	44 620	97	58	12	12	8	6	1	—	—	—	
56111	Office administrative services	1 133	10 130	44 620	97	58	12	12	8	6	1	—	—	—	
561110	Office administrative services	1 133	10 130	44 620	97	58	12	12	8	6	1	—	—	—	
5612	Facilities support services	309	2 278	10 380	14	1	6	3	2	1	1	—	—	—	
56121	Facilities support services	309	2 278	10 380	14	1	6	3	2	1	1	—	—	—	
561210	Facilities support services	309	2 278	10 380	14	1	6	3	2	1	1	—	—	—	
5613	Employment services	9 916	41 982	185 448	129	43	10	11	15	17	27	3	2	1	
56131	Employment placement agencies (G)	249	1 734	7 801	30	16	7	5	1	1	—	—	—	—	
56132	Temporary help services	8 220	30 649	136 553	91	21	7	8	13	15	23	2	1	1	
561320	Temporary help services	8 220	30 649	136 553	91	21	7	8	13	15	23	2	1	1	
56133	Employee leasing services (F)	142	1 038	4 715	12	10	1	—	—	—	1	—	—	—	
5614	Business support services	1 575	9 137	41 262	132	78	14	19	15	3	3	—	—	—	
56142	Telephone call centers	646	2 658	12 116	16	4	2	1	2	2	—	—	—	—	
561421	Telephone answering services	159	717	3 333	5	2	—	—	2	1	—	—	—	—	
561422	Telemarketing bureaus	487	1 941	8 783	11	2	2	1	3	1	2	—	—	—	
56143	Business service centers	260	1 597	7 333	34	21	1	8	4	—	—	—	—	—	
561439	Oth business service centers (incl copy shops)	170	1 032	4 179	18	9	—	6	3	—	—	—	—	—	
56144	Collection agencies	249	1 734	7 801	30	16	7	5	1	1	—	—	—	—	
561440	Collection agencies	249	1 734	7 801	30	16	7	5	1	1	—	—	—	—	
56145	Credit bureaus	100	1 058	4 007	6	1	1	1	3	—	—	—	—	—	
561450	Credit bureaus	100	1 058	4 007	6	1	1	1	3	—	—	—	—	—	
56149	Other business support services	230	1 659	8 126	21	15	1	3	1	—	1	—	—	—	
561492	Court reporting & stenotype services	142	1 038	4 715	12	10	1	—	—	—	1	—	—	—	
5615	Travel arrangement & reservation services	511	3 361	14 055	78	40	26	10	1	1	—	—	—	—	
56151	Travel agencies	448	2 757	11 314	69	35	25	8	—	1	—	—	—	—	
561510	Travel agencies	448	2 757	11 314	69	35	25	8	—	1	—	—	—	—	
5616	Investigation & security services	3 780	17 268	80 257	95	36	15	15	11	4	11	3	—	—	
56161	Investigation, guard & armored car services	3 188	13 326	62 125	55	17	9	9	4	3	10	3	—	—	
561612	Security guards & patrol services	2 199	8 177	40 687	26	7	2	4	3	1	7	2	—	—	
56162	Security systems services	592	3 942	18 132	40	19	6	6	7	1	1	—	—	—	
561621	Security systems services (except locksmiths)	516	3 397	15 818	31	15	4	4	6	1	1	—	—	—	
5617	Services to buildings & dwellings	4 622	17 606	85 091	485	301	84	54	31	10	3	2	—	—	
56171	Exterminating & pest control services	210	1 560	6 357	23	10	6	3	4	—	—	—	—	—	
561710	Exterminating & pest control services	210	1 560	6 357	23	10	6	3	4	—	—	—	—	—	
56172	Janitorial services	2 488	6 986	30 326	202	123	33	24	14	4	2	2	—	—	
561720	Janitorial services	2 488	6 986	30 326	202	123	33	24	14	4	2	2	—	—	
56173	Landscaping services	1 582	7 400	40 021	206	135	34	20	11	5	1	—	—	—	
561730	Landscaping services	1 582	7 400	40 021	206	135	34	20	11	5	1	—	—	—	
56174	Carpet & upholstery cleaning services	235	955	4 745	35	21	7	5	1	1	—	—	—	—	
561740	Carpet & upholstery cleaning services	235	955	4 745	35	21	7	5	1	1	—	—	—	—	
56179	Other services to buildings & dwellings	107	705	3 642	19	12	4	2	1	—	—	—	—	—	
561790	Other services to buildings & dwellings	107	705	3 642	19	12	4	2	1	—	—	—	—	—	
5619	Other support services	2 131	9 145	38 692	66	35	8	6	4	2	2	1	—	—	
56199	All other support services	2 021	7 317	33 786	51	26	6	7	3	4	2	1	—	—	
561990	All other support services	2 021	7 317	33 786	51	26	6	7	3	4	2	1	—	—	

See footnotes at end of table.

**Table 6. Counties—Employees, Payroll, and Establishments by Industry: 2000—Con.**

[Excludes most government employees, railroad employees, and self-employed persons. Size class 1 to 4 includes establishments with payroll, but no employees, during mid-March pay period. (D) denotes figures withheld to avoid disclosing data for individual companies; the data are included in broader industry totals. Detailed industries with 100 or more employees are shown if industry was not a (D). For explanation of terms, abbreviations, and data reliability/comparability, see introductory text]

NAICS code	Industry	Number of employees for week including March 12	Payroll (\$1,000)		Total number of establishments	Number of establishments by employment-size class								
			First quarter	Annual		1 to 4	5 to 9	10 to 19	20 to 49	50 to 99	100 to 249	250 to 499	500 to 999	1,000 or more
<b>BALTIMORE—Con.</b>														
<b>56</b>	<b>Admin, support, waste mgmt, remediation services—Con.</b>													
562	Waste management & remediation services .....	1 061	7 032	32 156	65	16	14	22	7	4	2	—	—	—
5621	Waste collection .....	562	3 535	14 674	40	6	9	18	5	2	—	—	—	—
56211	Waste collection .....	562	3 535	14 674	40	6	9	18	5	2	—	—	—	—
5629	Remediation & oth waste management services .....	456	3 109	15 890	21	8	5	3	1	2	2	—	—	—
56291	Remediation services .....	347	2 351	12 288	11	4	1	3	—	1	2	—	—	—
562910	Remediation services .....	347	2 351	12 288	11	4	1	3	—	1	2	—	—	—
56299	All other waste management services .....	(C)	(D)	(D)	9	4	3	—	1	1	—	—	—	—
<b>61</b>	<b>Educational services .....</b>	<b>6 003</b>	<b>36 755</b>	<b>150 821</b>	<b>222</b>	<b>107</b>	<b>31</b>	<b>22</b>	<b>27</b>	<b>19</b>	<b>12</b>	<b>3</b>	<b>1</b>	<b>—</b>
611	Educational services .....	6 003	36 755	150 821	222	107	31	22	27	19	12	3	1	—
6111	Elementary & secondary schools .....	3 341	21 435	86 399	51	6	3	4	12	16	8	2	—	—
61111	Elementary & secondary schools .....	3 341	21 435	86 399	51	6	3	4	12	16	8	2	—	—
611110	Elementary & secondary schools .....	3 341	21 435	86 399	51	6	3	4	12	16	8	2	—	—
6112	Junior colleges .....	(E)	(D)	(D)	2	—	—	—	—	—	1	1	—	—
61121	Junior colleges .....	(E)	(D)	(D)	2	—	—	—	—	—	1	1	—	—
6113	Colleges, universities & professional schools ...	919	6 161	25 714	5	1	—	—	1	—	2	—	1	—
61131	Colleges, universities & professional schools ...	919	6 161	25 714	5	1	—	—	1	—	2	—	1	—
611310	Colleges, universities & professional schools .....	919	6 161	25 714	5	1	—	—	1	—	2	—	1	—
6114	Business schools & computer & mgt training ...	122	1 185	5 545	20	12	3	3	2	—	—	—	—	—
61142	Computer training .....	112	1 157	5 370	13	6	2	3	2	—	—	—	—	—
611420	Computer training .....	112	1 157	5 370	13	6	2	3	2	—	—	—	—	—
6115	Technical & trade schools .....	371	1 673	6 098	25	14	6	2	1	1	1	—	—	—
61151	Technical & trade schools .....	371	1 673	6 098	25	14	6	2	1	1	1	—	—	—
611519	Other technical & trade schools .....	301	1 211	4 059	11	6	2	—	1	1	1	—	—	—
6116	Other schools & instruction .....	771	2 354	10 566	109	67	19	12	9	2	—	—	—	—
61161	Fine arts schools .....	102	280	1 352	27	19	5	3	—	—	—	—	—	—
611610	Fine arts schools .....	102	280	1 352	27	19	5	3	—	—	—	—	—	—
61162	Sports & recreation instruction .....	219	567	2 578	27	19	5	—	2	1	—	—	—	—
611620	Sports & recreation instruction .....	219	567	2 578	27	19	5	—	2	1	—	—	—	—
61169	All other schools & instruction .....	427	1 460	6 461	51	26	9	8	7	1	—	—	—	—
611691	Exam preparation & tutoring .....	214	709	2 843	20	10	3	2	4	1	—	—	—	—
611699	All other miscellaneous schools & instruction .....	164	633	2 965	18	8	3	4	3	—	—	—	—	—
<b>62</b>	<b>Health care and social assistance .....</b>	<b>44 487</b>	<b>321 370</b>	<b>1 391 783</b>	<b>2 307</b>	<b>1 176</b>	<b>545</b>	<b>287</b>	<b>160</b>	<b>57</b>	<b>59</b>	<b>13</b>	<b>3</b>	<b>7</b>
621	Ambulatory health care services .....	17 606	151 534	678 154	1 754	967	436	200	104	24	14	7	1	1
6211	Offices of physicians .....	6 226	76 571	352 393	849	508	192	86	53	6	3	—	1	—
62111	Offices of physicians .....	6 226	76 571	352 393	849	508	192	86	53	6	3	—	1	—
621111	Offices of physicians (exc mental health) ...	5 983	72 831	337 633	795	464	187	82	53	6	2	—	1	—
621112	Offices of physicians, mental health .....	243	3 740	14 760	54	44	5	4	—	1	—	—	—	—
6212	Offices of dentists .....	2 497	18 262	83 158	420	200	151	56	13	—	—	—	—	—
62121	Offices of dentists .....	2 497	18 262	83 158	420	200	151	56	13	—	—	—	—	—
621210	Offices of dentists .....	2 497	18 262	83 158	420	200	151	56	13	—	—	—	—	—
6213	Offices of other health practitioners .....	2 196	14 259	66 482	314	196	73	33	8	2	—	2	—	—
62131	Offices of chiropractors .....	184	1 069	5 366	51	36	12	2	1	—	—	—	—	—
621310	Offices of chiropractors .....	184	1 069	5 366	51	36	12	2	1	—	—	—	—	—
62132	Offices of optometrists .....	235	1 250	5 468	40	20	13	6	1	—	—	—	—	—
621320	Offices of optometrists .....	235	1 250	5 468	40	20	13	6	1	—	—	—	—	—
62133	Offices of other mental health practitioners ...	514	4 010	20 079	61	49	6	3	1	1	—	1	—	—
621330	Offices of other mental health practitioners ...	514	4 010	20 079	61	49	6	3	1	1	—	1	—	—
62134	Offices of PT, OT, speech therapy & audiology .....	943	5 374	24 319	83	39	20	18	4	1	—	1	—	—
621340	Offices of PT, OT, speech therapy & audiology .....	943	5 374	24 319	83	39	20	18	4	1	—	1	—	—
62139	Offices of all other health practitioners .....	320	2 556	11 250	79	52	22	4	1	—	—	—	—	—
621391	Offices of podiatrists .....	192	1 362	6 196	45	29	14	2	—	—	—	—	—	—
621399	Offices of all other misc health practitioners .....	128	1 194	5 054	34	23	8	2	1	—	—	—	—	—
6214	Outpatient care centers .....	1 090	7 991	31 841	64	18	11	17	13	4	1	—	—	—
62149	Other outpatient care centers .....	969	7 199	28 184	49	12	7	14	11	4	1	—	—	—
621493	Freestanding ambulatory surgery, emergency ctr .....	223	1 845	7 419	10	1	1	4	3	1	—	—	—	—
621498	All other outpatient care centers .....	411	3 275	11 833	25	8	5	4	6	2	—	—	—	—
6215	Medical & diagnostic laboratories .....	1 657	12 432	52 974	46	24	6	6	2	1	—	—	—	1
62151	Medical & diagnostic laboratories .....	1 657	12 432	52 974	46	24	6	6	2	1	—	—	—	1
621511	Medical laboratories .....	1 321	9 746	42 814	24	17	2	1	1	1	—	—	—	1
621512	Diagnostic Imaging centers .....	336	2 686	10 160	22	7	4	5	5	1	—	—	—	—
6216	Home health care services .....	2 910	15 929	64 514	39	14	3	—	4	7	7	4	—	—
62161	Home health care services .....	2 910	15 929	64 514	39	14	3	—	4	7	7	4	—	—
621610	Home health care services .....	2 910	15 929	64 514	39	14	3	—	4	7	7	4	—	—
6219	Other ambulatory health care services .....	1 030	6 090	26 792	22	7	—	2	7	3	2	1	—	—
62191	Ambulance services .....	734	3 660	16 013	13	5	—	1	4	—	2	1	—	—
621910	Ambulance services .....	734	3 660	16 013	13	5	—	1	4	—	2	1	—	—
62199	All other ambulatory health care services .....	296	2 430	10 779	9	2	—	1	3	3	—	—	—	—
622	Hospitals .....	10 472	94 611	395 135	7	—	—	—	—	—	—	1	1	5
6221	General medical & surgical hospitals .....	8 043	72 673	305 349	4	—	—	—	—	—	—	—	—	4
62211	General medical & surgical hospitals .....	8 043	72 673	305 349	4	—	—	—	—	—	—	—	—	4
622110	General medical & surgical hospitals .....	8 043	72 673	305 349	4	—	—	—	—	—	—	—	—	4
6222	Psychiatric & substance abuse hospitals .....	2 429	21 938	89 786	3	—	—	—	—	—	—	1	1	1
62221	Psychiatric & substance abuse hospitals .....	2 429	21 938	89 786	3	—	—	—	—	—	—	1	1	1
622210	Psychiatric & substance abuse hospitals .....	2 429	21 938	89 786	3	—	—	—	—	—	—	1	1	1

See footnotes at end of table.

**Table 6. Counties—Employees, Payroll, and Establishments by Industry: 2000—Con.**

[Excludes most government employees, railroad employees, and self-employed persons. Size class 1 to 4 includes establishments with payroll, but no employees, during mid-March pay period. (D) denotes figures withheld to avoid disclosing data for individual companies; the data are included in broader industry totals. Detailed industries with 100 or more employees are shown if industry was not a (D). For explanation of terms, abbreviations, and data reliability/comparability, see introductory text]

NAICS code	Industry	Number of employees for week including March 12	Payroll (\$1,000)		Total number of establishments	Number of establishments by employment-size class								
			First quarter	Annual		1 to 4	5 to 9	10 to 19	20 to 49	50 to 99	100 to 249	250 to 499	500 to 999	1,000 or more
<b>BALTIMORE—Con.</b>														
<b>62 Health care and social assistance—Con.</b>														
623	Nursing & residential care facilities .....	11 155	55 390	236 977	218	70	43	22	22	19	38	2	1	1
6231	Nursing care facilities .....	4 423	24 620	102 844	51	13	5	2	6	1	23	—	1	—
62311	Nursing care facilities .....	4 423	24 620	102 844	51	13	5	2	6	1	23	—	1	—
623110	Nursing care facilities .....	4 423	24 620	102 844	51	13	5	2	6	1	23	—	1	—
6232	Residential mental retardation, health facil .....	1 493	7 526	33 711	78	28	27	9	6	4	4	—	—	—
62321	Residential mental retardation facilities .....	953	4 361	18 819	60	26	22	4	2	3	3	—	—	—
623210	Residential mental retardation facilities .....	953	4 361	18 819	60	26	22	4	2	3	3	—	—	—
62322	Residential mental health, subst abuse facil ..	540	3 165	14 892	18	2	5	5	4	1	1	—	—	—
623220	Residential mental health, subst abuse facil .....	540	3 165	14 892	18	2	5	5	4	1	1	—	—	—
6233	Community care facilities for the elderly .....	4 149	16 708	72 574	72	23	9	9	8	13	8	1	—	1
62331	Community care facilities for the elderly .....	4 149	16 708	72 574	72	23	9	9	8	13	8	1	—	1
623311	Continuing care retirement communities .....	2 932	11 747	48 805	26	3	—	2	7	8	4	1	—	1
623312	Homes for the elderly .....	1 217	4 961	23 769	46	20	9	7	1	5	4	—	—	—
6239	Other residential care facilities .....	1 090	6 536	27 848	17	6	2	2	2	1	3	1	—	—
62399	Other residential care facilities .....	1 090	6 536	27 848	17	6	2	2	2	1	3	1	—	—
623990	Other residential care facilities .....	1 090	6 536	27 848	17	6	2	2	2	1	3	1	—	—
624	Social assistance .....	5 254	19 835	81 517	328	139	66	65	34	14	7	3	—	—
6241	Individual & family services .....	2 321	11 065	44 180	96	40	11	16	16	7	4	2	—	—
62411	Child & youth services .....	286	2 151	8 030	17	9	3	1	3	—	1	—	—	—
624110	Child & youth services .....	286	2 151	8 030	17	9	3	1	3	—	1	—	—	—
62412	Services for elderly & disabled persons .....	1 488	5 620	21 894	32	4	3	7	9	5	2	—	—	—
624120	Services for elderly & disabled persons .....	1 488	5 620	21 894	32	4	3	7	9	5	2	—	—	—
62419	Other individual & family services .....	547	3 294	14 256	47	27	5	8	4	2	1	—	—	—
624190	Other individual & family services .....	547	3 294	14 256	47	27	5	8	4	2	1	—	—	—
6242	Community, emergency & other relief services ..	119	547	2 201	12	7	4	—	—	1	—	—	—	—
62422	Community housing services .....	107	494	1 946	5	—	4	—	—	1	—	—	—	—
6243	Vocational rehabilitation services .....	872	2 659	12 105	13	4	2	—	1	3	2	1	—	—
62431	Vocational rehabilitation services .....	872	2 659	12 105	13	4	2	—	1	3	2	1	—	—
624310	Vocational rehabilitation services .....	872	2 659	12 105	13	4	2	—	1	3	2	1	—	—
6244	Child day care services .....	1 942	5 564	23 031	207	88	49	49	17	3	1	—	—	—
62441	Child day care services .....	1 942	5 564	23 031	207	88	49	49	17	3	1	—	—	—
624410	Child day care services .....	1 942	5 564	23 031	207	88	49	49	17	3	1	—	—	—
71	<b>Arts, entertainment &amp; recreation .....</b>	<b>3 853</b>	<b>13 532</b>	<b>66 453</b>	<b>281</b>	<b>147</b>	<b>35</b>	<b>40</b>	<b>35</b>	<b>21</b>	<b>3</b>	—	—	—
711	Performing arts, spectator sports & related industries .....	297	1 849	8 455	71	55	9	3	3	1	—	—	—	—
7111	Performing arts companies .....	144	541	2 328	16	8	5	1	1	1	—	—	—	—
71111	Theater companies & dinner theaters .....	125	462	1 943	10	4	3	1	1	1	—	—	—	—
711110	Theater companies & dinner theaters .....	125	462	1 943	10	4	3	1	1	1	—	—	—	—
713	Amusement, gambling & recreation industries .....	3 537	11 654	57 839	207	91	24	37	32	20	3	—	—	—
7131	Amusement parks & arcades .....	126	332	1 332	11	8	1	—	1	1	—	—	—	—
71312	Amusement arcades .....	(C)	(D)	(D)	10	8	—	—	1	1	—	—	—	—
7139	Other amusement & recreation industries .....	3 322	11 162	55 849	190	82	21	36	29	19	3	—	—	—
71391	Golf courses & country clubs .....	1 236	4 961	25 978	24	5	2	1	2	12	2	—	—	—
713910	Golf courses & country clubs .....	1 236	4 961	25 978	24	5	2	1	2	12	2	—	—	—
71394	Fitness & recreational sports centers .....	1 340	3 778	19 163	87	37	6	24	13	6	1	—	—	—
713940	Fitness & recreational sports centers .....	1 340	3 778	19 163	87	37	6	24	13	6	1	—	—	—
71395	Bowling centers .....	404	985	3 705	19	3	1	4	10	1	—	—	—	—
713950	Bowling centers .....	404	985	3 705	19	3	1	4	10	1	—	—	—	—
71399	All other amusement & recreation industries ..	261	976	4 956	40	23	8	5	4	—	—	—	—	—
713990	All other amusement & recreation industries .....	261	976	4 956	40	23	8	5	4	—	—	—	—	—
72	<b>Accommodation &amp; food services .....</b>	<b>24 656</b>	<b>64 379</b>	<b>279 659</b>	<b>1 223</b>	<b>403</b>	<b>220</b>	<b>202</b>	<b>264</b>	<b>104</b>	<b>28</b>	<b>2</b>	—	—
721	Accommodation .....	1 907	7 152	32 924	59	24	2	11	11	5	5	1	—	—
7211	Traveler accommodation .....	(G)	(D)	(D)	53	21	2	8	11	5	5	1	—	—
72111	Hotels (exc casino hotels) & motels .....	1 842	7 045	32 405	51	19	2	8	11	5	5	1	—	—
721110	Hotels (exc casino hotels) & motels .....	1 842	7 045	32 405	51	19	2	8	11	5	5	1	—	—
722	Food services & drinking places .....	22 749	57 227	246 735	1 164	379	218	191	253	99	23	1	—	—
7221	Full-service restaurants .....	10 561	28 814	122 909	381	96	61	55	100	52	17	—	—	—
72211	Full-service restaurants .....	10 561	28 814	122 909	381	96	61	55	100	52	17	—	—	—
722110	Full-service restaurants .....	10 561	28 814	122 909	381	96	61	55	100	52	17	—	—	—
7222	Limited-service eating places .....	9 162	19 703	83 644	556	184	98	107	126	37	4	—	—	—
72221	Limited-service eating places .....	9 162	19 703	83 644	556	184	98	107	126	37	4	—	—	—
722211	Limited-service restaurants .....	8 127	17 346	73 695	455	142	70	92	111	37	3	—	—	—
722212	Cafeterias .....	132	309	984	12	5	4	1	2	—	—	—	—	—
722213	Snack & nonalcoholic beverage bars .....	903	2 048	8 965	89	37	24	14	13	—	1	—	—	—
7223	Special food services .....	2 452	7 200	33 577	123	41	28	20	21	10	2	1	—	—
72231	Food service contractors .....	1 311	3 833	17 151	72	18	19	16	12	6	1	—	—	—
722310	Food service contractors .....	1 311	3 833	17 151	72	18	19	16	12	6	1	—	—	—
72232	Caterers .....	1 115	3 305	16 109	41	16	6	4	9	4	1	1	—	—
722320	Caterers .....	1 115	3 305	16 109	41	16	6	4	9	4	1	1	—	—
7224	Drinking places (alcoholic beverages) .....	574	1 510	6 605	104	58	31	9	6	—	—	—	—	—
72241	Drinking places (alcoholic beverages) .....	574	1 510	6 605	104	58	31	9	6	—	—	—	—	—
722410	Drinking places (alcoholic beverages) .....	574	1 510	6 605	104	58	31	9	6	—	—	—	—	—

See footnotes at end of table.

**Table 6. Counties—Employees, Payroll, and Establishments by Industry: 2000—Con.**

[Excludes most government employees, railroad employees, and self-employed persons. Size class 1 to 4 includes establishments with payroll, but no employees, during mid-March pay period. (D) denotes figures withheld to avoid disclosing data for individual companies; the data are included in broader industry totals. Detailed industries with 100 or more employees are shown if industry was not a (D). For explanation of terms, abbreviations, and data reliability/comparability, see introductory text]

NAICS code	Industry	Number of employees for week including March 12	Payroll (\$1,000)		Total number of establishments	Number of establishments by employment-size class								
			First quarter	Annual		1 to 4	5 to 9	10 to 19	20 to 49	50 to 99	100 to 249	250 to 499	500 to 999	1,000 or more
<b>BALTIMORE—Con.</b>														
<b>81</b>	<b>Other services (except public administration)</b>	<b>16 070</b>	<b>80 762</b>	<b>335 300</b>	<b>1 838</b>	<b>1 002</b>	<b>435</b>	<b>217</b>	<b>142</b>	<b>29</b>	<b>11</b>	<b>2</b>	—	—
811	Repair & maintenance	4 094	31 099	129 747	617	369	148	63	35	—	1	1	—	—
8111	Automotive repair & maintenance	2 766	18 317	77 535	437	247	117	49	23	—	1	—	—	—
81111	Automotive mechanical & electrical R&M	1 388	9 597	40 195	281	175	80	18	8	—	—	—	—	—
811111	General automotive repair	1 026	6 943	28 772	235	152	65	16	2	—	—	—	—	—
811113	Automotive transmission repair	147	1 128	4 671	14	7	3	—	4	—	—	—	—	—
811118	Other automotive mechanical & electrical R&M	132	1 012	4 188	18	9	6	2	1	—	—	—	—	—
81112	Automotive body, paint, interior & glass repair	726	6 103	26 970	96	45	26	17	8	—	—	—	—	—
811121	Automotive body, paint & interior R&M	564	4 756	21 183	75	34	21	14	6	—	—	—	—	—
811122	Automotive glass replacement shops	162	1 347	5 787	21	11	5	3	2	—	—	—	—	—
81119	Other automotive R&M	652	2 617	10 370	60	27	11	14	7	—	1	—	—	—
811191	Automotive oil change & lubrication shops	256	1 071	4 399	22	7	3	9	3	—	—	—	—	—
811192	Car washes	175	514	2 104	27	18	5	1	3	—	—	—	—	—
811198	All other automotive R&M	221	1 032	3 867	11	2	3	4	1	—	1	—	—	—
8112	Electronic & precision equipment R&M	710	8 080	30 790	41	22	8	4	6	—	—	1	—	—
81121	Electronic & precision equipment R&M	710	8 080	30 790	41	22	8	4	6	—	—	1	—	—
811211	Consumer electronics R&M	113	623	2 560	12	8	—	1	3	—	—	—	—	—
811212	Computer & office machine R&M	518	6 741	24 801	16	9	1	3	2	—	—	1	—	—
8113	Commercial equipment (exc auto & elec) R&M	383	3 368	14 925	61	38	10	7	6	—	—	—	—	—
81131	Commercial equipment (exc auto & elec) R&M	383	3 368	14 925	61	38	10	7	6	—	—	—	—	—
811310	Commercial equipment (exc auto & elec) R&M	383	3 368	14 925	61	38	10	7	6	—	—	—	—	—
8114	Personal & household goods R&M	235	1 334	6 497	78	62	13	3	—	—	—	—	—	—
81149	Other personal & household goods R&M	116	653	3 026	38	32	4	2	—	—	—	—	—	—
811490	Other personal & household goods R&M	116	653	3 026	38	32	4	2	—	—	—	—	—	—
812	Personal & laundry services	4 968	16 729	72 675	619	327	145	82	53	11	1	—	—	—
8121	Personal care services	2 711	8 623	37 909	334	165	83	51	31	3	1	—	—	—
81211	Hair, nail & skin care services	2 397	7 821	34 216	288	138	73	45	29	2	1	—	—	—
812112	Beauty salons	2 264	7 367	32 346	255	118	62	43	29	2	1	—	—	—
81219	Other personal care services	314	802	3 693	46	27	10	6	2	1	—	—	—	—
812199	Other personal care services	235	588	2 882	35	21	7	5	1	1	—	—	—	—
8122	Death care services	899	3 972	17 771	41	8	9	7	11	6	—	—	—	—
81221	Funeral homes	432	2 508	10 991	27	4	7	6	10	—	—	—	—	—
812210	Funeral homes	432	2 508	10 991	27	4	7	6	10	—	—	—	—	—
81222	Cemeteries & crematories	467	1 464	6 780	14	4	2	1	1	6	—	—	—	—
812220	Cemeteries & crematories	467	1 464	6 780	14	4	2	1	1	6	—	—	—	—
8123	Drycleaning & laundry services	849	2 629	10 622	136	82	28	18	6	2	—	—	—	—
81231	Coin-operated laundries & drycleaners (C)	614	1 773	7 468	99	61	16	16	5	1	—	—	—	—
81232	Drycleaning & laundry services (exc coin-op)	614	1 773	7 468	99	61	16	16	5	1	—	—	—	—
812320	Drycleaning & laundry services (exc coin-op)	614	1 773	7 468	99	61	16	16	5	1	—	—	—	—
8129	Other personal services	509	1 505	6 373	108	72	25	6	5	—	—	—	—	—
81293	Parking lots & garages	167	428	1 715	14	7	2	1	4	—	—	—	—	—
812930	Parking lots & garages	167	428	1 715	14	7	2	1	4	—	—	—	—	—
81299	All other personal services	171	531	2 242	48	34	10	3	1	—	—	—	—	—
812990	All other personal services	171	531	2 242	48	34	10	3	1	—	—	—	—	—
813	Religious, grantmaking, civic, prof & like organizations	7 008	32 934	132 878	602	306	142	72	54	18	9	1	—	—
8131	Religious organizations	4 398	17 287	69 499	340	157	81	47	37	14	3	1	—	—
81311	Religious organizations	4 398	17 287	69 499	340	157	81	47	37	14	3	1	—	—
813110	Religious organizations	4 398	17 287	69 499	340	157	81	47	37	14	3	1	—	—
8132	Grantmaking & giving services	392	3 373	14 271	39	18	13	2	4	2	—	—	—	—
81321	Grantmaking & giving services	392	3 373	14 271	39	18	13	2	4	2	—	—	—	—
813212	Voluntary health organizations	249	2 111	9 136	13	1	6	2	2	2	—	—	—	—
8134	Civic & social organizations	841	3 912	15 001	73	44	16	6	3	1	3	—	—	—
81341	Civic & social organizations	841	3 912	15 001	73	44	16	6	3	1	3	—	—	—
813410	Civic & social organizations	841	3 912	15 001	73	44	16	6	3	1	3	—	—	—
8139	Business, labor, political, like organizations	1 284	7 651	31 169	136	78	29	16	9	1	3	—	—	—
81391	Business associations	315	2 227	9 148	27	18	3	4	—	1	1	—	—	—
813910	Business associations	315	2 227	9 148	27	18	3	4	—	1	1	—	—	—
81392	Professional organizations	103	690	2 754	22	15	4	2	1	—	—	—	—	—
813920	Professional organizations	103	690	2 754	22	15	4	2	1	—	—	—	—	—
81393	Labor unions & similar labor organizations	478	2 165	8 704	51	24	18	5	3	—	1	—	—	—
813930	Labor unions & similar labor organizations	478	2 165	8 704	51	24	18	5	3	—	1	—	—	—
81399	Oth similar organizations (exc business, prof, labor, pol)	356	2 433	10 214	29	16	3	5	4	—	1	—	—	—
813990	Oth similar organizations (exc business, prof, labor, pol)	356	2 433	10 214	29	16	3	5	4	—	1	—	—	—
<b>95</b>	<b>Auxiliaries (exc corporate, subsidiary &amp; regional mgt)</b>	<b>1 399</b>	<b>19 836</b>	<b>72 936</b>	<b>37</b>	<b>17</b>	<b>5</b>	<b>3</b>	<b>6</b>	—	<b>4</b>	<b>2</b>	—	—
<b>99</b>	<b>Unclassified establishments</b>	<b>(C)</b>	<b>(D)</b>	<b>(D)</b>	<b>189</b>	<b>177</b>	<b>10</b>	<b>1</b>	<b>1</b>	—	—	—	—	—
<b>CALVERT</b>														
	<b>Total</b>	<b>14 922</b>	<b>108 159</b>	<b>420 564</b>	<b>1 490</b>	<b>848</b>	<b>312</b>	<b>184</b>	<b>102</b>	<b>33</b>	<b>7</b>	<b>2</b>	<b>1</b>	<b>1</b>
<b>11</b>	<b>Forestry, fishing, hunting, and agriculture support</b>	<b>(A)</b>	<b>(D)</b>	<b>(D)</b>	<b>4</b>	<b>4</b>	—	—	—	—	—	—	—	—
<b>21</b>	<b>Mining</b>	<b>(A)</b>	<b>(D)</b>	<b>(D)</b>	<b>1</b>	<b>1</b>	—	—	—	—	—	—	—	—

See footnotes at end of table.

**Table 6. Counties—Employees, Payroll, and Establishments by Industry: 2000—Con.**

[Excludes most government employees, railroad employees, and self-employed persons. Size class 1 to 4 includes establishments with payroll, but no employees, during mid-March pay period. (D) denotes figures withheld to avoid disclosing data for individual companies; the data are included in broader industry totals. Detailed industries with 100 or more employees are shown if industry was not a (D). For explanation of terms, abbreviations, and data reliability/comparability, see introductory text]

NAICS code	Industry	Number of employees for week including March 12	Payroll (\$1,000)		Total number of establishments	Number of establishments by employment-size class									
			First quarter	Annual		1 to 4	5 to 9	10 to 19	20 to 49	50 to 99	100 to 249	250 to 499	500 to 999	1,000 or more	
<b>CALVERT—Con.</b>															
<b>22</b>	<b>Utilities</b>	(G)	(D)	(D)	<b>5</b>	—	<b>3</b>	—	—	<b>1</b>	—	—	—	<b>1</b>	
221	Utilities	(G)	(D)	(D)	5	—	3	—	—	1	—	—	—	1	
2211	Elec pwr generation, transmsn & distribution	(G)	(D)	(D)	4	—	2	—	—	1	—	—	—	1	
22112	Electric pwr transmsn, control & distribution	(G)	(D)	(D)	3	—	1	—	—	1	—	—	—	1	
<b>23</b>	<b>Construction</b>	<b>1 867</b>	<b>12 012</b>	<b>54 323</b>	<b>353</b>	<b>228</b>	<b>70</b>	<b>40</b>	<b>13</b>	<b>2</b>	—	—	—	—	
233	Building, developing & general contracting	604	3 677	16 676	126	83	28	10	5	—	—	—	—	—	
2332	Residential building construction	479	2 930	13 208	108	74	22	9	3	—	—	—	—	—	
23321	Single-family housing construction	464	2 874	12 931	102	69	21	9	3	—	—	—	—	—	
233210	Single-family housing construction	464	2 874	12 931	102	69	21	9	3	—	—	—	—	—	
234	Heavy construction	221	1 551	6 145	11	4	2	3	—	2	—	—	—	—	
2349	Other heavy construction	(C)	(D)	(D)	9	3	2	3	—	1	—	—	—	—	
235	Special trade contractors	1 042	6 784	31 502	216	141	40	27	8	—	—	—	—	—	
2351	Plumbing, heating & AC contractor	193	1 555	5 800	46	30	11	4	1	—	—	—	—	—	
23511	Plumbing, heating & AC contractor	193	1 555	5 800	46	30	11	4	1	—	—	—	—	—	
235110	Plumbing, heating & AC contractor	193	1 555	5 800	46	30	11	4	1	—	—	—	—	—	
2353	Electrical contractors	172	1 078	5 094	34	21	5	8	—	—	—	—	—	—	
23531	Electrical contractors	172	1 078	5 094	34	21	5	8	—	—	—	—	—	—	
235310	Electrical contractors	172	1 078	5 094	34	21	5	8	—	—	—	—	—	—	
2354	Masonry, drywall, insulation, tile contractors	116	702	2 930	22	12	6	3	1	—	—	—	—	—	
2355	Carpentry & floor contractors	140	819	3 665	34	27	3	3	1	—	—	—	—	—	
23551	Carpentry contractors	123	726	3 246	27	20	3	3	1	—	—	—	—	—	
235510	Carpentry contractors	123	726	3 246	27	20	3	3	1	—	—	—	—	—	
2359	Other special trade contractors	243	1 666	8 354	38	21	8	6	3	—	—	—	—	—	
23599	All other special trade contractors	127	999	5 132	17	10	3	2	2	—	—	—	—	—	
235990	All other special trade contractors	127	999	5 132	17	10	3	2	2	—	—	—	—	—	
<b>31-33</b>	<b>Manufacturing</b>	<b>472</b>	<b>3 325</b>	<b>15 258</b>	<b>42</b>	<b>23</b>	<b>7</b>	<b>5</b>	<b>5</b>	<b>2</b>	—	—	—	—	
<b>42</b>	<b>Wholesale trade</b>	<b>267</b>	<b>1 506</b>	<b>8 537</b>	<b>38</b>	<b>28</b>	<b>6</b>	<b>1</b>	<b>1</b>	<b>2</b>	—	—	—	—	
421	Wholesale trade, durable goods	128	1 067	4 889	27	20	6	—	—	1	—	—	—	—	
422	Wholesale trade, nondurable goods	139	439	3 648	11	8	—	1	1	1	—	—	—	—	
<b>44-45</b>	<b>Retail trade</b>	<b>2 601</b>	<b>12 121</b>	<b>49 882</b>	<b>207</b>	<b>87</b>	<b>56</b>	<b>38</b>	<b>16</b>	<b>7</b>	<b>2</b>	<b>1</b>	—	—	
441	Motor vehicle & parts dealers	298	2 248	10 038	25	10	7	4	3	1	—	—	—	—	
4411	Automobile dealers	188	1 602	7 222	6	2	—	—	3	1	—	—	—	—	
44111	New car dealers	188	1 602	7 222	6	2	—	—	3	1	—	—	—	—	
441110	New car dealers	188	1 602	7 222	6	2	—	—	3	1	—	—	—	—	
444	Bldg material & garden equip & supp dealers	205	1 000	3 585	18	8	2	5	2	1	—	—	—	—	
4441	Building material & supplies dealers	165	848	2 909	12	5	1	3	2	1	—	—	—	—	
445	Food & beverage stores	869	4 140	16 974	43	17	7	10	3	4	2	—	—	—	
4451	Grocery stores	764	3 900	15 919	22	4	2	8	2	4	2	—	—	—	
44511	Grocery (except convenience) stores	681	3 598	14 763	13	1	1	3	2	4	2	—	—	—	
445110	Grocery (except convenience) stores	681	3 598	14 763	13	1	1	3	2	4	2	—	—	—	
446	Health & personal care stores	120	618	2 753	11	4	3	1	3	—	—	—	—	—	
4461	Health & personal care stores	120	618	2 753	11	4	3	1	3	—	—	—	—	—	
44611	Pharmacies & drug stores	102	514	2 301	6	1	1	1	3	—	—	—	—	—	
446110	Pharmacies & drug stores	102	514	2 301	6	1	1	1	3	—	—	—	—	—	
447	Gasoline stations	249	736	3 006	26	4	14	5	3	—	—	—	—	—	
4471	Gasoline stations	249	736	3 006	26	4	14	5	3	—	—	—	—	—	
44711	Gasoline stations with convenience stores	140	376	1 552	10	1	3	3	3	—	—	—	—	—	
447110	Gasoline stations with convenience stores	140	376	1 552	10	1	3	3	3	—	—	—	—	—	
44719	Other gasoline stations	109	360	1 454	16	3	11	2	—	—	—	—	—	—	
447190	Other gasoline stations	109	360	1 454	16	3	11	2	—	—	—	—	—	—	
448	Clothing & clothing accessories stores	113	342	1 559	13	8	1	3	1	—	—	—	—	—	
452	General merchandise stores	(E)	(D)	(D)	4	—	2	—	—	1	—	—	1	—	
4521	Department stores	(E)	(D)	(D)	2	—	—	—	—	1	—	—	1	—	
45211	Department stores	(E)	(D)	(D)	2	—	—	—	—	1	—	—	1	—	
453	Miscellaneous store retailers	119	274	1 217	31	20	9	2	—	—	—	—	—	—	
454	Nonstore retailers	110	665	2 499	12	3	3	5	1	—	—	—	—	—	
<b>48-49</b>	<b>Transportation &amp; warehousing</b>	<b>642</b>	<b>4 269</b>	<b>16 404</b>	<b>65</b>	<b>38</b>	<b>18</b>	<b>6</b>	<b>2</b>	—	—	<b>1</b>	—	—	
485	Transit & ground passenger transportation	(C)	(D)	(D)	34	19	11	4	—	—	—	—	—	—	
4854	School & employee bus transportation	(C)	(D)	(D)	33	19	10	4	—	—	—	—	—	—	
48541	School & employee bus transportation	(C)	(D)	(D)	33	19	10	4	—	—	—	—	—	—	
488	Transportation support activities	364	2 628	10 410	5	2	—	1	1	—	—	—	1	—	
4881	Air transportation support activities	(E)	(D)	(D)	1	—	—	—	—	—	—	—	1	—	
48819	Other air transportation support activities	(E)	(D)	(D)	1	—	—	—	—	—	—	—	1	—	
<b>51</b>	<b>Information</b>	<b>170</b>	<b>1 441</b>	<b>5 474</b>	<b>22</b>	<b>12</b>	<b>2</b>	<b>5</b>	<b>3</b>	—	—	—	—	—	
<b>52</b>	<b>Finance &amp; insurance</b>	<b>316</b>	<b>2 451</b>	<b>10 189</b>	<b>58</b>	<b>31</b>	<b>20</b>	<b>6</b>	<b>1</b>	—	—	—	—	—	
522	Credit intermediation & related activities	208	1 580	6 337	25	6	14	4	1	—	—	—	—	—	
5221	Depository credit intermediation	(C)	(D)	(D)	18	1	14	2	1	—	—	—	—	—	
52211	Commercial banking	171	1 221	4 724	17	1	13	2	1	—	—	—	—	—	
522110	Commercial banking	171	1 221	4 724	17	1	13	2	1	—	—	—	—	—	
<b>53</b>	<b>Real estate &amp; rental &amp; leasing</b>	<b>211</b>	<b>1 154</b>	<b>5 250</b>	<b>58</b>	<b>42</b>	<b>10</b>	<b>6</b>	—	—	—	—	—	—	
531	Real estate	122	632	2 876	43	36	5	2	—	—	—	—	—	—	

See footnotes at end of table.



**Table 6. Counties—Employees, Payroll, and Establishments by Industry: 2000—Con.**

[Excludes most government employees, railroad employees, and self-employed persons. Size class 1 to 4 includes establishments with payroll, but no employees, during mid-March pay period. (D) denotes figures withheld to avoid disclosing data for individual companies; the data are included in broader industry totals. Detailed industries with 100 or more employees are shown if industry was not a (D). For explanation of terms, abbreviations, and data reliability/comparability, see introductory text]

NAICS code	Industry	Number of employees for week including March 12	Payroll (\$1,000)		Total number of establishments	Number of establishments by employment-size class								
			First quarter	Annual		1 to 4	5 to 9	10 to 19	20 to 49	50 to 99	100 to 249	250 to 499	500 to 999	1,000 or more
<b>CALVERT—Con.</b>														
<b>54</b>	<b>Professional, scientific &amp; technical services</b>	<b>783</b>	<b>6 140</b>	<b>26 156</b>	<b>134</b>	<b>98</b>	<b>16</b>	<b>13</b>	<b>6</b>	—	<b>1</b>	—	—	—
541	Professional, scientific & technical services	783	6 140	26 156	134	98	16	13	6	—	1	—	—	—
5413	Architectural, engineering & related services	123	990	4 325	22	14	3	4	1	—	—	—	—	—
5415	Computer systems design & related services	141	2 155	8 657	24	17	2	3	2	—	—	—	—	—
54151	Computer systems design & related services	141	2 155	8 657	24	17	2	3	2	—	—	—	—	—
541511	Custom computer programming services	114	1 778	6 696	10	4	2	2	2	—	—	—	—	—
5418	Advertising & related services	249	1 136	4 740	5	2	—	—	2	—	1	—	—	—
54186	Direct mail advertising	(C)	(D)	(D)	4	1	—	—	2	—	1	—	—	—
<b>55</b>	<b>Management of companies &amp; enterprises</b>	<b>(B)</b>	<b>(D)</b>	<b>(D)</b>	<b>4</b>	<b>1</b>	<b>1</b>	<b>1</b>	<b>1</b>	—	—	—	—	—
<b>56</b>	<b>Admin, support, waste mgt, remediation services</b>	<b>465</b>	<b>1 815</b>	<b>7 817</b>	<b>67</b>	<b>42</b>	<b>14</b>	<b>7</b>	<b>1</b>	<b>3</b>	—	—	—	—
561	Administrative & support services	385	1 148	4 971	59	37	12	7	1	2	—	—	—	—
5617	Services to buildings & dwellings	230	555	2 734	40	25	9	4	1	1	—	—	—	—
56172	Janitorial services	140	301	1 169	14	6	4	2	1	1	—	—	—	—
561720	Janitorial services	140	301	1 169	14	6	4	2	1	1	—	—	—	—
<b>61</b>	<b>Educational services</b>	<b>(C)</b>	<b>(D)</b>	<b>(D)</b>	<b>14</b>	<b>8</b>	<b>2</b>	<b>1</b>	<b>1</b>	<b>2</b>	—	—	—	—
611	Educational services	(C)	(D)	(D)	14	8	2	1	1	2	—	—	—	—
6111	Elementary & secondary schools	(C)	(D)	(D)	4	—	1	—	1	2	—	—	—	—
61111	Elementary & secondary schools	(C)	(D)	(D)	4	—	1	—	1	2	—	—	—	—
<b>62</b>	<b>Health care and social assistance</b>	<b>2 461</b>	<b>16 549</b>	<b>69 916</b>	<b>133</b>	<b>66</b>	<b>28</b>	<b>19</b>	<b>12</b>	<b>3</b>	<b>4</b>	—	<b>1</b>	—
621	Ambulatory health care services	879	7 381	33 583	87	37	22	15	10	3	—	—	—	—
6211	Offices of physicians	571	5 273	23 524	47	20	9	9	6	3	—	—	—	—
62111	Offices of physicians	571	5 273	23 524	47	20	9	9	6	3	—	—	—	—
621111	Offices of physicians (exc mental health)	529	5 013	22 455	44	19	8	9	5	3	—	—	—	—
6212	Offices of dentists	164	1 112	5 368	24	9	10	3	2	—	—	—	—	—
62121	Offices of dentists	164	1 112	5 368	24	9	10	3	2	—	—	—	—	—
621210	Offices of dentists	164	1 112	5 368	24	9	10	3	2	—	—	—	—	—
6213	Offices of other health practitioners	101	683	3 125	11	6	2	2	1	—	—	—	—	—
622	Hospitals	(F)	(D)	(D)	1	—	—	—	—	—	—	—	1	—
6221	General medical & surgical hospitals	(F)	(D)	(D)	1	—	—	—	—	—	—	—	1	—
62211	General medical & surgical hospitals	(F)	(D)	(D)	1	—	—	—	—	—	—	—	1	—
623	Nursing & residential care facilities	664	2 854	11 853	7	2	—	—	1	—	4	—	—	—
6231	Nursing care facilities	(E)	(D)	(D)	2	—	—	—	—	—	2	—	—	—
62311	Nursing care facilities	(E)	(D)	(D)	2	—	—	—	—	—	2	—	—	—
6232	Residential mental retardation, health facil	(C)	(D)	(D)	3	2	—	—	—	—	1	—	—	—
62321	Residential mental retardation facilities	(C)	(D)	(D)	3	2	—	—	—	—	1	—	—	—
6233	Community care facilities for the elderly	(C)	(D)	(D)	2	—	—	—	1	—	1	—	—	—
62331	Community care facilities for the elderly	(C)	(D)	(D)	2	—	—	—	1	—	1	—	—	—
624	Social assistance	(C)	(D)	(D)	38	27	6	4	1	—	—	—	—	—
6244	Child day care services	108	339	1 479	27	19	5	3	—	—	—	—	—	—
62441	Child day care services	108	339	1 479	27	19	5	3	—	—	—	—	—	—
624410	Child day care services	108	339	1 479	27	19	5	3	—	—	—	—	—	—
<b>71</b>	<b>Arts, entertainment &amp; recreation</b>	<b>380</b>	<b>1 340</b>	<b>6 057</b>	<b>31</b>	<b>14</b>	<b>6</b>	<b>4</b>	<b>6</b>	<b>1</b>	—	—	—	—
713	Amusement, gambling & recreation industries	(E)	(D)	(D)	28	12	6	3	6	1	—	—	—	—
7139	Other amusement & recreation industries	(E)	(D)	(D)	26	11	5	3	6	1	—	—	—	—
71393	Marinas	151	773	3 803	11	5	2	2	1	1	—	—	—	—
713930	Marinas	151	773	3 803	11	5	2	2	1	1	—	—	—	—
71394	Fitness & recreational sports centers	102	133	518	9	5	1	—	3	—	—	—	—	—
713940	Fitness & recreational sports centers	102	133	518	9	5	1	—	3	—	—	—	—	—
<b>72</b>	<b>Accommodation &amp; food services</b>	<b>1 874</b>	<b>4 555</b>	<b>21 021</b>	<b>94</b>	<b>28</b>	<b>10</b>	<b>17</b>	<b>29</b>	<b>10</b>	—	—	—	—
721	Accommodation	151	456	2 183	7	3	—	2	1	1	—	—	—	—
7211	Traveler accommodation	151	456	2 183	7	3	—	2	1	1	—	—	—	—
72111	Hotels (exc casino hotels) & motels	151	456	2 183	7	3	—	2	1	1	—	—	—	—
721110	Hotels (exc casino hotels) & motels	151	456	2 183	7	3	—	2	1	1	—	—	—	—
722	Food services & drinking places	1 723	4 099	18 838	87	25	10	15	28	9	—	—	—	—
7221	Full-service restaurants	1 056	2 770	12 443	41	8	2	9	15	7	—	—	—	—
72211	Full-service restaurants	1 056	2 770	12 443	41	8	2	9	15	7	—	—	—	—
722110	Full-service restaurants	1 056	2 770	12 443	41	8	2	9	15	7	—	—	—	—
7222	Limited-service eating places	592	1 120	5 081	32	9	4	5	12	2	—	—	—	—
72221	Limited-service eating places	592	1 120	5 081	32	9	4	5	12	2	—	—	—	—
722211	Limited-service restaurants	564	1 064	4 761	26	5	4	3	12	2	—	—	—	—
<b>81</b>	<b>Other services (except public administration)</b>	<b>753</b>	<b>3 081</b>	<b>13 381</b>	<b>143</b>	<b>80</b>	<b>43</b>	<b>15</b>	<b>5</b>	—	—	—	—	—
811	Repair & maintenance	191	1 220	5 215	44	29	10	5	—	—	—	—	—	—
8111	Automotive repair & maintenance	149	1 041	4 430	31	19	7	5	—	—	—	—	—	—
812	Personal & laundry services	279	808	3 624	44	19	15	8	2	—	—	—	—	—
8121	Personal care services	212	582	2 504	31	12	11	6	2	—	—	—	—	—
81211	Hair, nail & skin care services	200	541	2 342	27	10	9	6	2	—	—	—	—	—
813	Religious, grantmaking, civic, prof & like organizations	283	1 053	4 542	55	32	18	2	3	—	—	—	—	—
8131	Religious organizations	194	740	3 091	38	22	13	1	2	—	—	—	—	—
81311	Religious organizations	194	740	3 091	38	22	13	1	2	—	—	—	—	—
813110	Religious organizations	194	740	3 091	38	22	13	1	2	—	—	—	—	—
<b>99</b>	<b>Unclassified establishments</b>	<b>(B)</b>	<b>(D)</b>	<b>(D)</b>	<b>17</b>	<b>17</b>	—	—	—	—	—	—	—	—

See footnotes at end of table.

**Table 6. Counties—Employees, Payroll, and Establishments by Industry: 2000—Con.**

[Excludes most government employees, railroad employees, and self-employed persons. Size class 1 to 4 includes establishments with payroll, but no employees, during mid-March pay period. (D) denotes figures withheld to avoid disclosing data for individual companies; the data are included in broader industry totals. Detailed industries with 100 or more employees are shown if industry was not a (D). For explanation of terms, abbreviations, and data reliability/comparability, see introductory text]

NAICS code	Industry	Number of employees for week including March 12	Payroll (\$1,000)		Total number of establishments	Number of establishments by employment-size class									
			First quarter	Annual		1 to 4	5 to 9	10 to 19	20 to 49	50 to 99	100 to 249	250 to 499	500 to 999	1,000 or more	
<b>CAROLINE</b>															
	<b>Total</b> .....	<b>6 538</b>	<b>35 433</b>	<b>150 488</b>	<b>592</b>	<b>337</b>	<b>117</b>	<b>69</b>	<b>45</b>	<b>15</b>	<b>6</b>	<b>2</b>	<b>1</b>	<b>-</b>	
<b>11</b>	<b>Forestry, fishing, hunting, and agriculture support</b> .....	<b>(B)</b>	<b>(D)</b>	<b>(D)</b>	<b>7</b>	<b>5</b>	<b>1</b>	<b>1</b>	<b>-</b>	<b>-</b>	<b>-</b>	<b>-</b>	<b>-</b>	<b>-</b>	
<b>22</b>	<b>Utilities</b> .....	<b>(B)</b>	<b>(D)</b>	<b>(D)</b>	<b>2</b>	<b>-</b>	<b>-</b>	<b>1</b>	<b>-</b>	<b>1</b>	<b>-</b>	<b>-</b>	<b>-</b>	<b>-</b>	
<b>23</b>	<b>Construction</b> .....	<b>583</b>	<b>2 967</b>	<b>13 983</b>	<b>124</b>	<b>80</b>	<b>26</b>	<b>12</b>	<b>6</b>	<b>-</b>	<b>-</b>	<b>-</b>	<b>-</b>	<b>-</b>	
233	Building, developing & general contracting .....	(C)	(D)	(D)	37	27	7	2	1	-	-	-	-	-	
2332	Residential building construction .....	(C)	(D)	(D)	35	26	6	2	1	-	-	-	-	-	
23321	Single-family housing construction .....	(C)	(D)	(D)	35	26	6	2	1	-	-	-	-	-	
235	Special trade contractors .....	445	2 286	10 918	83	51	18	9	5	-	-	-	-	-	
2359	Other special trade contractors .....	129	633	3 181	13	3	4	4	2	-	-	-	-	-	
<b>31-33</b>	<b>Manufacturing</b> .....	<b>1 656</b>	<b>10 523</b>	<b>46 007</b>	<b>30</b>	<b>6</b>	<b>2</b>	<b>3</b>	<b>11</b>	<b>6</b>	<b>-</b>	<b>1</b>	<b>1</b>	<b>-</b>	
311	Food mfg .....	(C)	(D)	(D)	3	1	-	-	-	2	-	-	-	-	
315	Apparel manufacturing .....	107	367	1 898	3	-	-	1	1	1	-	-	-	-	
322	Paper mfg .....	(F)	(D)	(D)	1	-	-	-	-	-	-	-	1	-	
3222	Converted paper product mfg .....	(F)	(D)	(D)	1	-	-	-	-	-	-	-	1	-	
32221	Paperboard container mfg .....	(F)	(D)	(D)	1	-	-	-	-	-	-	-	1	-	
326	Plastics & rubber products mfg .....	342	2 221	9 413	3	-	-	-	2	-	-	1	-	-	
3261	Plastics product mfg .....	342	2 221	9 413	3	-	-	-	2	-	-	1	-	-	
32619	Other plastics product mfg .....	(E)	(D)	(D)	2	-	-	-	1	-	-	1	-	-	
333	Machinery mfg .....	(C)	(D)	(D)	3	1	-	-	1	1	-	-	-	-	
339	Miscellaneous mfg .....	135	893	3 619	3	-	-	-	2	1	-	-	-	-	
3399	Other miscellaneous mfg .....	135	893	3 619	3	-	-	-	2	1	-	-	-	-	
<b>42</b>	<b>Wholesale trade</b> .....	<b>349</b>	<b>2 683</b>	<b>10 597</b>	<b>23</b>	<b>4</b>	<b>8</b>	<b>7</b>	<b>3</b>	<b>-</b>	<b>1</b>	<b>-</b>	<b>-</b>	<b>-</b>	
421	Wholesale trade, durable goods .....	137	1 069	4 180	11	2	4	3	2	-	-	-	-	-	
422	Wholesale trade, nondurable goods .....	212	1 614	6 417	12	2	4	4	1	-	1	-	-	-	
4227	Petroleum & petroleum products whsle .....	(C)	(D)	(D)	2	1	-	-	-	-	1	-	-	-	
42271	Petroleum bulk stations & terminals .....	(C)	(D)	(D)	2	1	-	-	-	-	1	-	-	-	
<b>44-45</b>	<b>Retail trade</b> .....	<b>976</b>	<b>3 892</b>	<b>16 072</b>	<b>104</b>	<b>47</b>	<b>26</b>	<b>22</b>	<b>5</b>	<b>3</b>	<b>1</b>	<b>-</b>	<b>-</b>	<b>-</b>	
441	Motor vehicle & parts dealers .....	253	1 597	6 485	17	8	3	4	1	-	1	-	-	-	
4411	Automobile dealers .....	196	1 289	5 192	6	1	1	2	1	-	1	-	-	-	
44111	New car dealers .....	(C)	(D)	(D)	4	1	-	1	1	-	1	-	-	-	
445	Food & beverage stores .....	291	942	3 757	23	11	4	4	1	3	-	-	-	-	
4451	Grocery stores .....	274	896	3 519	19	9	3	3	1	3	-	-	-	-	
44511	Grocery (except convenience) stores .....	221	767	2 940	8	2	1	1	1	3	-	-	-	-	
445110	Grocery (except convenience) stores .....	221	767	2 940	8	2	1	1	1	3	-	-	-	-	
447	Gasoline stations .....	121	328	1 436	14	5	3	5	1	-	-	-	-	-	
4471	Gasoline stations .....	121	328	1 436	14	5	3	5	1	-	-	-	-	-	
44711	Gasoline stations with convenience stores ...	(C)	(D)	(D)	12	4	2	5	1	-	-	-	-	-	
<b>48-49</b>	<b>Transportation &amp; warehousing</b> .....	<b>484</b>	<b>3 626</b>	<b>13 665</b>	<b>48</b>	<b>35</b>	<b>3</b>	<b>4</b>	<b>4</b>	<b>1</b>	<b>1</b>	<b>-</b>	<b>-</b>	<b>-</b>	
484	Truck transportation .....	203	1 945	6 712	33	26	2	2	2	1	-	-	-	-	
4841	General freight trucking .....	118	1 458	4 751	20	17	1	-	1	1	-	-	-	-	
48412	General freight trucking, long-distance .....	106	1 385	4 346	10	7	1	-	1	1	-	-	-	-	
493	Warehousing & storage .....	(C)	(D)	(D)	1	-	-	-	-	-	1	-	-	-	
4931	Warehousing & storage .....	(C)	(D)	(D)	1	-	-	-	-	-	1	-	-	-	
49312	Refrigerated warehousing & storage .....	(C)	(D)	(D)	1	-	-	-	-	-	1	-	-	-	
<b>51</b>	<b>Information</b> .....	<b>(B)</b>	<b>(D)</b>	<b>(D)</b>	<b>5</b>	<b>4</b>	<b>-</b>	<b>-</b>	<b>1</b>	<b>-</b>	<b>-</b>	<b>-</b>	<b>-</b>	<b>-</b>	
<b>52</b>	<b>Finance &amp; insurance</b> .....	<b>221</b>	<b>1 556</b>	<b>4 957</b>	<b>27</b>	<b>9</b>	<b>11</b>	<b>5</b>	<b>2</b>	<b>-</b>	<b>-</b>	<b>-</b>	<b>-</b>	<b>-</b>	
522	Credit intermediation & related activities .....	(C)	(D)	(D)	16	2	7	5	2	-	-	-	-	-	
5221	Depository credit intermediation .....	(C)	(D)	(D)	15	2	7	4	2	-	-	-	-	-	
52211	Commercial banking .....	160	941	3 135	14	1	7	4	2	-	-	-	-	-	
522110	Commercial banking .....	160	941	3 135	14	1	7	4	2	-	-	-	-	-	
<b>53</b>	<b>Real estate &amp; rental &amp; leasing</b> .....	<b>26</b>	<b>113</b>	<b>588</b>	<b>18</b>	<b>16</b>	<b>2</b>	<b>-</b>	<b>-</b>	<b>-</b>	<b>-</b>	<b>-</b>	<b>-</b>	<b>-</b>	
<b>54</b>	<b>Professional, scientific &amp; technical services</b> .....	<b>86</b>	<b>371</b>	<b>1 467</b>	<b>26</b>	<b>21</b>	<b>3</b>	<b>2</b>	<b>-</b>	<b>-</b>	<b>-</b>	<b>-</b>	<b>-</b>	<b>-</b>	
<b>55</b>	<b>Management of companies &amp; enterprises</b> .....	<b>(B)</b>	<b>(D)</b>	<b>(D)</b>	<b>2</b>	<b>-</b>	<b>1</b>	<b>1</b>	<b>-</b>	<b>-</b>	<b>-</b>	<b>-</b>	<b>-</b>	<b>-</b>	
<b>56</b>	<b>Admin, support, waste mgt, remediation services</b> .....	<b>165</b>	<b>927</b>	<b>5 032</b>	<b>28</b>	<b>21</b>	<b>3</b>	<b>1</b>	<b>2</b>	<b>1</b>	<b>-</b>	<b>-</b>	<b>-</b>	<b>-</b>	
561	Administrative & support services .....	(C)	(D)	(D)	26	19	3	1	2	1	-	-	-	-	
<b>61</b>	<b>Educational services</b> .....	<b>(B)</b>	<b>(D)</b>	<b>(D)</b>	<b>2</b>	<b>1</b>	<b>-</b>	<b>-</b>	<b>-</b>	<b>1</b>	<b>-</b>	<b>-</b>	<b>-</b>	<b>-</b>	
<b>62</b>	<b>Health care and social assistance</b> .....	<b>762</b>	<b>3 194</b>	<b>13 732</b>	<b>31</b>	<b>13</b>	<b>8</b>	<b>2</b>	<b>4</b>	<b>1</b>	<b>3</b>	<b>-</b>	<b>-</b>	<b>-</b>	
623	Nursing & residential care facilities .....	312	1 175	5 270	7	3	1	-	-	1	2	-	-	-	
6231	Nursing care facilities .....	251	1 011	4 592	3	1	-	-	-	-	2	-	-	-	
62311	Nursing care facilities .....	251	1 011	4 592	3	1	-	-	-	-	2	-	-	-	
623110	Nursing care facilities .....	251	1 011	4 592	3	1	-	-	-	-	2	-	-	-	
624	Social assistance .....	355	1 233	4 818	11	5	1	2	2	-	1	-	-	-	
6241	Individual & family services .....	283	1 043	4 065	3	-	-	1	1	-	1	-	-	-	
62419	Other individual & family services .....	(E)	(D)	(D)	2	-	-	-	1	-	1	-	-	-	
<b>71</b>	<b>Arts, entertainment &amp; recreation</b> .....	<b>(B)</b>	<b>(D)</b>	<b>(D)</b>	<b>6</b>	<b>3</b>	<b>2</b>	<b>-</b>	<b>1</b>	<b>-</b>	<b>-</b>	<b>-</b>	<b>-</b>	<b>-</b>	

See footnotes at end of table.

**Table 6. Counties—Employees, Payroll, and Establishments by Industry: 2000—Con.**

[Excludes most government employees, railroad employees, and self-employed persons. Size class 1 to 4 includes establishments with payroll, but no employees, during mid-March pay period. (D) denotes figures withheld to avoid disclosing data for individual companies; the data are included in broader industry totals. Detailed industries with 100 or more employees are shown if industry was not a (D). For explanation of terms, abbreviations, and data reliability/comparability, see introductory text]

NAICS code	Industry	Number of employees for week including March 12	Payroll (\$1,000)		Total number of establishments	Number of establishments by employment-size class									
			First quarter	Annual		1 to 4	5 to 9	10 to 19	20 to 49	50 to 99	100 to 249	250 to 499	500 to 999	1,000 or more	
<b>CAROLINE—Con.</b>															
<b>72</b>	<b>Accommodation &amp; food services .....</b>	<b>262</b>	<b>545</b>	<b>2 393</b>	<b>29</b>	<b>16</b>	<b>4</b>	<b>5</b>	<b>4</b>	—	—	—	—	—	
722	Food services & drinking places .....	257	531	2 219	23	10	4	5	4	—	—	—	—	—	
7221	Full-service restaurants .....	131	250	1 028	14	6	3	3	2	—	—	—	—	—	
72211	Full-service restaurants .....	131	250	1 028	14	6	3	3	2	—	—	—	—	—	
722110	Full-service restaurants .....	131	250	1 028	14	6	3	3	2	—	—	—	—	—	
7222	Limited-service eating places .....	(C)	(D)	(D)	5	1	—	2	2	—	—	—	—	—	
72221	Limited-service eating places .....	(C)	(D)	(D)	5	1	—	2	2	—	—	—	—	—	
<b>81</b>	<b>Other services (except public administration) .....</b>	<b>618</b>	<b>2 467</b>	<b>11 189</b>	<b>75</b>	<b>52</b>	<b>17</b>	<b>3</b>	<b>2</b>	—	—	<b>1</b>	—	—	
811	Repair & maintenance .....	135	784	3 503	27	16	7	3	1	—	—	—	—	—	
813	Religious, grantmaking, civic, prof & like organizations .....	439	1 500	6 945	35	26	7	—	1	—	—	1	—	—	
8131	Religious organizations .....	405	1 445	6 695	24	18	4	—	1	—	—	1	—	—	
81311	Religious organizations .....	405	1 445	6 695	24	18	4	—	1	—	—	1	—	—	
813110	Religious organizations .....	405	1 445	6 695	24	18	4	—	1	—	—	1	—	—	
<b>95</b>	<b>Auxiliaries (exc corporate, subsidiary &amp; regional mgt) .....</b>	<b>(B)</b>	<b>(D)</b>	<b>(D)</b>	<b>1</b>	—	—	—	—	<b>1</b>	—	—	—	—	
<b>99</b>	<b>Unclassified establishments .....</b>	<b>1</b>	<b>5</b>	<b>39</b>	<b>4</b>	<b>4</b>	—	—	—	—	—	—	—	—	
<b>CARROLL</b>															
	<b>Total .....</b>	<b>43 525</b>	<b>252 243</b>	<b>1 072 086</b>	<b>4 072</b>	<b>2 376</b>	<b>767</b>	<b>492</b>	<b>296</b>	<b>82</b>	<b>48</b>	<b>7</b>	<b>2</b>	<b>2</b>	
<b>11</b>	<b>Forestry, fishing, hunting, and agriculture support .....</b>	<b>11</b>	<b>48</b>	<b>132</b>	<b>7</b>	<b>6</b>	<b>1</b>	—	—	—	—	—	—	—	
<b>21</b>	<b>Mining .....</b>	<b>(B)</b>	<b>(D)</b>	<b>(D)</b>	<b>1</b>	—	—	—	<b>1</b>	—	—	—	—	—	
<b>22</b>	<b>Utilities .....</b>	<b>(B)</b>	<b>(D)</b>	<b>(D)</b>	<b>1</b>	—	—	—	<b>1</b>	—	—	—	—	—	
<b>23</b>	<b>Construction .....</b>	<b>6 299</b>	<b>39 242</b>	<b>184 796</b>	<b>894</b>	<b>600</b>	<b>148</b>	<b>84</b>	<b>43</b>	<b>11</b>	<b>7</b>	<b>1</b>	—	—	
233	Building, developing & general contracting .....	1 265	8 246	37 009	288	218	41	19	8	2	—	—	—	—	
2332	Residential building construction .....	966	6 341	28 904	248	196	35	12	3	2	—	—	—	—	
23321	Single-family housing construction .....	941	6 191	28 180	241	190	35	11	3	2	—	—	—	—	
233210	Single-family housing construction .....	941	6 191	28 180	241	190	35	11	3	2	—	—	—	—	
2333	Nonresidential building construction .....	278	1 830	7 942	35	19	5	6	5	—	—	—	—	—	
23332	Commercial & institutional bldg construction ..	257	1 705	7 384	30	15	5	5	5	—	—	—	—	—	
233320	Commercial & institutional bldg construction ..	257	1 705	7 384	30	15	5	5	5	—	—	—	—	—	
234	Heavy construction .....	658	4 677	25 568	40	17	11	6	1	4	1	—	—	—	
2341	Highway, street, bridge & tunnel construction ...	243	1 419	7 889	12	4	5	—	—	3	—	—	—	—	
23411	Highway & street construction .....	243	1 419	7 889	12	4	5	—	—	3	—	—	—	—	
234110	Highway & street construction .....	243	1 419	7 889	12	4	5	—	—	3	—	—	—	—	
2349	Other heavy construction .....	415	3 258	17 679	28	13	6	6	1	1	1	—	—	—	
23499	All other heavy construction .....	295	2 478	14 014	18	9	4	4	—	—	1	—	—	—	
234990	All other heavy construction .....	295	2 478	14 014	18	9	4	4	—	—	1	—	—	—	
235	Special trade contractors .....	4 376	26 319	122 219	566	365	96	59	34	5	6	1	—	—	
2351	Plumbing, heating & AC contractor .....	1 072	7 317	33 389	118	73	20	12	10	—	3	—	—	—	
23511	Plumbing, heating & AC contractor .....	1 072	7 317	33 389	118	73	20	12	10	—	3	—	—	—	
235110	Plumbing, heating & AC contractor .....	1 072	7 317	33 389	118	73	20	12	10	—	3	—	—	—	
2352	Painting & wall covering contractors .....	189	989	4 101	45	33	8	3	—	1	—	—	—	—	
23521	Painting & wall covering contractors .....	189	989	4 101	45	33	8	3	—	1	—	—	—	—	
235210	Painting & wall covering contractors .....	189	989	4 101	45	33	8	3	—	1	—	—	—	—	
2353	Electrical contractors .....	552	3 543	16 416	75	52	12	6	3	1	1	—	—	—	
23531	Electrical contractors .....	552	3 543	16 416	75	52	12	6	3	1	1	—	—	—	
235310	Electrical contractors .....	552	3 543	16 416	75	52	12	6	3	1	1	—	—	—	
2354	Masonry, drywall, insulation, tile contractors ...	1 246	6 624	30 410	84	46	10	13	11	1	2	1	—	—	
23541	Masonry & stone contractors .....	760	2 901	14 023	43	24	7	6	3	1	1	1	—	—	
235410	Masonry & stone contractors .....	760	2 901	14 023	43	24	7	6	3	1	1	1	—	—	
23542	Drywall, acoustical & insulation contractors ...	463	3 539	15 513	38	21	3	5	8	—	1	—	—	—	
235420	Drywall, acoustical & insulation contractors ...	463	3 539	15 513	38	21	3	5	8	—	1	—	—	—	
2355	Carpentry & floor contractors .....	395	2 155	9 441	81	54	15	9	3	—	—	—	—	—	
23551	Carpentry contractors .....	322	1 717	7 610	66	46	10	7	3	—	—	—	—	—	
235510	Carpentry contractors .....	322	1 717	7 610	66	46	10	7	3	—	—	—	—	—	
2356	Roofing, siding, & sheet metal contractors .....	183	1 040	4 888	32	21	8	1	1	1	—	—	—	—	
23561	Roofing, siding, & sheet metal contractors ...	183	1 040	4 888	32	21	8	1	1	1	—	—	—	—	
235610	Roofing, siding, & sheet metal contractors .	183	1 040	4 888	32	21	8	1	1	1	—	—	—	—	
2357	Concrete contractors .....	365	2 460	11 654	35	14	10	6	4	1	—	—	—	—	
23571	Concrete contractors .....	365	2 460	11 654	35	14	10	6	4	1	—	—	—	—	
235710	Concrete contractors .....	365	2 460	11 654	35	14	10	6	4	1	—	—	—	—	
2359	Other special trade contractors .....	361	2 091	11 518	93	70	12	9	2	—	—	—	—	—	
23593	Excavation contractors .....	164	1 052	5 958	40	31	5	3	1	—	—	—	—	—	
235930	Excavation contractors .....	164	1 052	5 958	40	31	5	3	1	—	—	—	—	—	
23599	All other special trade contractors .....	113	593	3 179	34	27	3	4	—	—	—	—	—	—	
235990	All other special trade contractors .....	113	593	3 179	34	27	3	4	—	—	—	—	—	—	

See footnotes at end of table.

**Table 6. Counties—Employees, Payroll, and Establishments by Industry: 2000—Con.**

[Excludes most government employees, railroad employees, and self-employed persons. Size class 1 to 4 includes establishments with payroll, but no employees, during mid-March pay period. (D) denotes figures withheld to avoid disclosing data for individual companies; the data are included in broader industry totals. Detailed industries with 100 or more employees are shown if industry was not a (D). For explanation of terms, abbreviations, and data reliability/comparability, see introductory text]

NAICS code	Industry	Number of employees for week including March 12	Payroll (\$1,000)		Total number of establishments	Number of establishments by employment-size class								
			First quarter	Annual		1 to 4	5 to 9	10 to 19	20 to 49	50 to 99	100 to 249	250 to 499	500 to 999	1,000 or more
<b>CARROLL—Con.</b>														
<b>31-33</b>	<b>Manufacturing</b>	<b>4 115</b>	<b>34 971</b>	<b>144 717</b>	<b>144</b>	<b>61</b>	<b>27</b>	<b>19</b>	<b>15</b>	<b>12</b>	<b>7</b>	<b>3</b>		
311	Food mfg	242	1 868	7 915	8	2	1	—	3	2	—	—	—	—
315	Apparel manufacturing	(E)	(D)	(D)	3	1	1	—	—	—	—	1	—	—
3152	Cut & sew apparel mfg	(E)	(D)	(D)	3	1	1	—	—	—	—	1	—	—
31522	Men's, boys' cut & sew apparel mfg	(E)	(D)	(D)	1	—	—	—	—	—	—	1	—	—
321	Wood product mfg	661	4 550	20 152	13	1	1	3	2	3	3	—	—	—
3212	Veneer, plywood & engineered wood product mfg	276	2 128	10 344	4	—	—	1	—	2	1	—	—	—
32121	Veneer, plywood & engineered wood product mfg	276	2 128	10 344	4	—	—	1	—	2	1	—	—	—
321214	Truss mfg	276	2 128	10 344	4	—	—	1	—	2	1	—	—	—
3219	Other wood product mfg	(E)	(D)	(D)	7	1	1	1	1	1	2	—	—	—
32191	Millwork	309	1 955	7 733	4	1	—	—	—	1	2	—	—	—
322	Paper mfg	(C)	(D)	(D)	2	—	—	—	1	1	—	—	—	—
323	Printing & related support activities	252	1 755	5 968	22	10	8	1	1	2	—	—	—	—
3231	Printing & related support activities	252	1 755	5 968	22	10	8	1	1	2	—	—	—	—
32311	Printing	(E)	(D)	(D)	21	9	8	1	1	2	—	—	—	—
323110	Commercial lithographic printing	109	648	2 300	10	6	2	1	—	1	—	—	—	—
327	Nonmetallic mineral product mfg	(E)	(D)	(D)	5	—	1	2	1	—	1	—	—	—
3273	Cement & concrete product mfg	(E)	(D)	(D)	4	—	—	2	1	—	1	—	—	—
32731	Cement mfg	(C)	(D)	(D)	1	—	—	—	—	—	1	—	—	—
332	Fabricated metal product mfg	564	5 035	21 512	31	13	7	6	2	2	1	—	—	—
3327	Mach shops, turn prod, screw, nut, bolt mfg	402	3 792	16 382	20	9	6	2	1	1	1	—	—	—
33271	Machine shops	(E)	(D)	(D)	19	9	5	2	1	1	1	—	—	—
333	Machinery mfg	648	7 498	31 171	11	4	4	—	1	—	1	1	—	—
3334	HVAC & commercial refrigeration equipment mfg	(E)	(D)	(D)	2	—	—	—	1	—	—	1	—	—
33341	HVAC & commercial refrigeration equipment mfg	(E)	(D)	(D)	2	—	—	—	1	—	—	1	—	—
3339	Other general purpose machinery mfg	(C)	(D)	(D)	5	1	3	—	—	—	1	—	—	—
33391	Pump & compressor mfg	(C)	(D)	(D)	1	—	—	—	—	—	1	—	—	—
336	Transportation equipment mfg	(F)	(D)	(D)	4	1	—	1	—	—	1	1	—	—
3363	Motor vehicle parts mfg	(E)	(D)	(D)	1	—	—	—	—	—	—	1	—	—
33637	Motor vehicle metal stamping	(E)	(D)	(D)	1	—	—	—	—	—	—	1	—	—
3365	Railroad rolling stock mfg	(C)	(D)	(D)	1	—	—	—	—	—	1	—	—	—
33651	Railroad rolling stock mfg	(C)	(D)	(D)	1	—	—	—	—	—	1	—	—	—
337	Furniture & related product mfg	102	627	2 873	10	7	1	—	1	1	—	—	—	—
<b>42</b>	<b>Wholesale trade</b>	<b>1 604</b>	<b>12 948</b>	<b>54 718</b>	<b>149</b>	<b>84</b>	<b>29</b>	<b>21</b>	<b>11</b>	<b>2</b>	<b>1</b>	<b>1</b>		
421	Wholesale trade, durable goods	783	6 611	28 341	108	61	23	15	8	1	—	—	—	—
4211	Motor vehicle, motor vehicle pt & supply whsle	216	1 566	5 927	14	3	3	4	4	—	—	—	—	—
4217	Hardware, plumb & heating equip & sup whsle	146	1 051	4 885	13	5	5	2	—	1	—	—	—	—
4218	Machinery, equipment & supplies whsle	133	1 072	5 068	27	20	2	3	2	—	—	—	—	—
42183	Industrial machinery & equipment whsle	105	886	4 229	16	10	2	2	2	—	—	—	—	—
421830	Industrial machinery & equipment whsle	105	886	4 229	16	10	2	2	2	—	—	—	—	—
422	Wholesale trade, nondurable goods	821	6 337	26 377	41	23	6	6	3	1	1	1	—	—
4224	Grocery & related product whsle	166	1 025	4 899	11	8	1	—	1	—	1	—	—	—
42242	Packaged frozen food whsle	(C)	(D)	(D)	2	1	—	—	—	—	1	—	—	—
4228	Beer, wine, distilled alcoholic beverage whsle	103	715	3 131	3	—	1	—	1	1	—	—	—	—
42281	Beer & ale whsle	103	715	3 131	3	—	1	—	1	1	—	—	—	—
422810	Beer & ale whsle	103	715	3 131	3	—	1	—	1	1	—	—	—	—
4229	Miscellaneous nondurable goods whsle	433	3 734	14 909	12	7	3	1	—	—	—	1	—	—
42292	Book, periodical & newspaper whsle	(E)	(D)	(D)	1	—	—	—	—	—	—	1	—	—
<b>44-45</b>	<b>Retail trade</b>	<b>7 417</b>	<b>33 405</b>	<b>140 188</b>	<b>571</b>	<b>246</b>	<b>143</b>	<b>113</b>	<b>41</b>	<b>13</b>	<b>15</b>			
441	Motor vehicle & parts dealers	846	6 224	26 513	62	16	22	9	11	4	—	—	—	—
4411	Automobile dealers	567	4 637	20 034	26	6	6	1	9	4	—	—	—	—
44111	New car dealers	517	4 344	18 658	18	2	3	1	8	4	—	—	—	—
441110	New car dealers	517	4 344	18 658	18	2	3	1	8	4	—	—	—	—
4413	Automotive parts, accessories & tire stores	271	1 544	6 273	33	8	15	8	2	—	—	—	—	—
44131	Automotive parts, accessories & tire stores	169	929	3 733	20	3	12	3	2	—	—	—	—	—
441310	Automotive parts, accessories & tire stores	169	929	3 733	20	3	12	3	2	—	—	—	—	—
44132	Tire dealers	102	615	2 540	13	5	3	5	—	—	—	—	—	—
441320	Tire dealers	102	615	2 540	13	5	3	5	—	—	—	—	—	—
442	Furniture & home furnishing stores	240	1 384	5 810	29	12	9	5	3	—	—	—	—	—
4422	Home furnishings stores	176	986	4 240	18	6	6	4	2	—	—	—	—	—
44221	Floor covering stores	125	811	3 470	9	3	1	3	2	—	—	—	—	—
442210	Floor covering stores	125	811	3 470	9	3	1	3	2	—	—	—	—	—
443	Electronics & appliance stores	124	771	3 486	25	15	8	1	1	—	—	—	—	—
4431	Electronics & appliance stores	124	771	3 486	25	15	8	1	1	—	—	—	—	—
444	Bldg material & garden equip & supp dealers	843	5 416	22 239	55	21	9	18	4	1	2	—	—	—
4441	Building material & supplies dealers	524	3 630	13 793	31	10	7	9	3	1	1	—	—	—
44411	Home centers	(C)	(D)	(D)	3	2	—	—	—	—	1	—	—	—
44419	Other building material dealers	304	2 542	9 433	19	4	5	6	3	1	—	—	—	—
444190	Other building material dealers	304	2 542	9 433	19	4	5	6	3	1	—	—	—	—
4442	Lawn & garden equip & supplies stores	319	1 786	8 446	24	11	2	9	1	—	1	—	—	—
44421	Outdoor power equipment stores	(C)	(D)	(D)	5	4	—	—	—	—	1	—	—	—
44422	Nursery & garden centers	(C)	(D)	(D)	19	7	2	9	1	—	—	—	—	—

See footnotes at end of table.

**Table 6. Counties—Employees, Payroll, and Establishments by Industry: 2000—Con.**

[Excludes most government employees, railroad employees, and self-employed persons. Size class 1 to 4 includes establishments with payroll, but no employees, during mid-March pay period. (D) denotes figures withheld to avoid disclosing data for individual companies; the data are included in broader industry totals. Detailed industries with 100 or more employees are shown if industry was not a (D). For explanation of terms, abbreviations, and data reliability/comparability, see introductory text]

NAICS code	Industry	Number of employees for week including March 12	Payroll (\$1,000)		Total number of establishments	Number of establishments by employment-size class								
			First quarter	Annual		1 to 4	5 to 9	10 to 19	20 to 49	50 to 99	100 to 249	250 to 499	500 to 999	1,000 or more
<b>CARROLL—Con.</b>														
<b>44-45 Retail trade—Con.</b>														
445	Food & beverage stores .....	2 016	7 885	31 603	91	34	21	16	8	6	6	—	—	—
4451	Grocery stores .....	1 775	7 123	28 109	47	10	9	10	6	6	6	—	—	—
44511	Grocery (except convenience) stores .....	1 643	6 895	26 911	29	5	3	3	6	6	6	—	—	—
445110	Grocery (except convenience) stores .....	1 643	6 895	26 911	29	5	3	3	6	6	6	—	—	—
44512	Convenience stores .....	132	228	1 198	18	5	6	7	—	—	—	—	—	—
445120	Convenience stores .....	132	228	1 198	18	5	6	7	—	—	—	—	—	—
4453	Beer, wine & liquor stores .....	162	484	2 321	33	17	12	4	—	—	—	—	—	—
44531	Beer, wine & liquor stores .....	162	484	2 321	33	17	12	4	—	—	—	—	—	—
445310	Beer, wine & liquor stores .....	162	484	2 321	33	17	12	4	—	—	—	—	—	—
446	Health & personal care stores .....	338	1 591	7 327	43	21	8	12	2	—	—	—	—	—
4461	Health & personal care stores .....	338	1 591	7 327	43	21	8	12	2	—	—	—	—	—
44611	Pharmacies & drug stores .....	263	1 247	5 843	23	6	4	11	2	—	—	—	—	—
446110	Pharmacies & drug stores .....	263	1 247	5 843	23	6	4	11	2	—	—	—	—	—
447	Gasoline stations .....	516	1 653	7 345	55	16	12	23	4	—	—	—	—	—
4471	Gasoline stations .....	516	1 653	7 345	55	16	12	23	4	—	—	—	—	—
44711	Gasoline stations with convenience stores .....	310	958	4 533	26	4	4	15	3	—	—	—	—	—
447110	Gasoline stations with convenience stores .....	310	958	4 533	26	4	4	15	3	—	—	—	—	—
44719	Other gasoline stations .....	206	695	2 812	29	12	8	8	1	—	—	—	—	—
447190	Other gasoline stations .....	206	695	2 812	29	12	8	8	1	—	—	—	—	—
448	Clothing & clothing accessories stores .....	262	880	3 497	49	25	17	5	2	—	—	—	—	—
4481	Clothing stores .....	145	368	1 459	21	10	5	4	2	—	—	—	—	—
451	Sporting goods, hobby, book & music stores .....	236	616	2 590	38	18	11	8	1	—	—	—	—	—
4511	Sporting goods, hobby, musical instrument stores .....	109	314	1 392	21	13	4	3	1	—	—	—	—	—
4512	Book, periodical & music stores .....	127	302	1 198	17	5	7	5	—	—	—	—	—	—
452	General merchandise stores .....	1 375	4 447	19 193	17	2	3	2	1	2	7	—	—	—
4521	Department stores .....	1 312	4 314	17 183	9	—	—	—	—	2	7	—	—	—
45211	Department stores .....	1 312	4 314	17 183	9	—	—	—	—	2	7	—	—	—
452110	Department stores .....	1 312	4 314	17 183	9	—	—	—	—	2	7	—	—	—
453	Miscellaneous store retailers .....	357	1 066	4 674	72	44	20	7	1	—	—	—	—	—
4532	Office supplies, stationery & gift stores .....	(C)	(D)	(D)	24	14	8	1	1	—	—	—	—	—
454	Nonstore retailers .....	264	1 472	5 911	35	22	3	7	3	—	—	—	—	—
4541	Electronic shopping & mail-order houses .....	127	605	2 809	10	4	1	3	2	—	—	—	—	—
45411	Electronic shopping & mail-order houses .....	127	605	2 809	10	4	1	3	2	—	—	—	—	—
454110	Electronic shopping & mail-order houses .....	127	605	2 809	10	4	1	3	2	—	—	—	—	—
4543	Direct selling establishments .....	127	825	2 914	19	12	2	4	1	—	—	—	—	—
45431	Fuel dealers .....	110	731	2 468	9	3	1	4	1	—	—	—	—	—
454311	Heating oil dealers .....	110	731	2 468	9	3	1	4	1	—	—	—	—	—
<b>48-49 Transportation &amp; warehousing</b>														
484	Truck transportation .....	315	2 130	10 185	66	55	3	5	2	—	1	—	—	—
4841	General freight trucking .....	100	662	3 352	37	33	1	2	1	—	—	—	—	—
4842	Specialized freight trucking .....	215	1 468	6 833	29	22	2	3	1	—	1	—	—	—
48422	Specialized freight (exc used) trucking, local .....	168	1 179	5 470	25	20	2	2	—	—	1	—	—	—
484220	Specialized freight (exc used) trucking, local .....	168	1 179	5 470	25	20	2	2	—	—	1	—	—	—
485	Transit & ground passenger transportation .....	351	1 062	4 253	53	34	14	1	3	1	—	—	—	—
4854	School & employee bus transportation .....	220	605	2 189	43	26	14	1	2	—	—	—	—	—
48541	School & employee bus transportation .....	220	605	2 189	43	26	14	1	2	—	—	—	—	—
485410	School & employee bus transportation .....	220	605	2 189	43	26	14	1	2	—	—	—	—	—
<b>51 Information</b>														
511	Publishing industries .....	226	3 409	10 622	11	6	2	—	2	—	1	—	—	—
5111	Newspaper, periodical, book, database publishers .....	(C)	(D)	(D)	6	4	—	—	1	—	1	—	—	—
51111	Newspaper publishers .....	(C)	(D)	(D)	2	1	—	—	—	—	1	—	—	—
513	Broadcasting & telecommunications .....	211	2 868	11 307	19	10	2	4	2	1	—	—	—	—
5133	Telecommunications .....	(C)	(D)	(D)	17	9	2	3	2	1	—	—	—	—
51331	Wired telecommunications carriers .....	(C)	(D)	(D)	12	7	1	3	—	1	—	—	—	—
514	Information & data processing services .....	374	580	2 594	14	8	—	1	2	2	1	—	—	—
5141	Information services .....	(E)	(D)	(D)	6	1	—	—	2	2	1	—	—	—
51412	Libraries & archives .....	(E)	(D)	(D)	5	—	—	—	2	2	1	—	—	—
<b>52 Finance &amp; insurance</b>														
522	Credit intermediation & related activities .....	1 066	7 432	32 026	90	32	33	16	4	3	2	—	—	—
5221	Depository credit intermediation .....	939	6 202	25 208	69	20	29	11	4	3	2	—	—	—
52211	Commercial banking .....	901	5 977	24 266	63	18	26	10	4	3	2	—	—	—
522110	Commercial banking .....	901	5 977	24 266	63	18	26	10	4	3	2	—	—	—
524	Insurance carriers & related activities .....	262	1 842	7 847	77	60	9	8	—	—	—	—	—	—
5242	Agencies & other insurance related activities .....	(C)	(D)	(D)	65	51	8	6	—	—	—	—	—	—
52421	Insurance agencies & brokerages .....	201	1 319	5 600	61	48	8	5	—	—	—	—	—	—
524210	Insurance agencies & brokerages .....	201	1 319	5 600	61	48	8	5	—	—	—	—	—	—
<b>53 Real estate &amp; rental &amp; leasing</b>														
531	Real estate .....	246	1 352	5 391	99	87	10	1	1	—	—	—	—	—
532	Rental & leasing services .....	145	531	2 551	22	10	8	3	1	—	—	—	—	—

See footnotes at end of table.

**Table 6. Counties—Employees, Payroll, and Establishments by Industry: 2000—Con.**

[Excludes most government employees, railroad employees, and self-employed persons. Size class 1 to 4 includes establishments with payroll, but no employees, during mid-March pay period. (D) denotes figures withheld to avoid disclosing data for individual companies; the data are included in broader industry totals. Detailed industries with 100 or more employees are shown if industry was not a (D). For explanation of terms, abbreviations, and data reliability/comparability, see introductory text]

NAICS code	Industry	Number of employees for week including March 12	Payroll (\$1,000)		Total number of establishments	Number of establishments by employment-size class								
			First quarter	Annual		1 to 4	5 to 9	10 to 19	20 to 49	50 to 99	100 to 249	250 to 499	500 to 999	1,000 or more
<b>CARROLL—Con.</b>														
<b>54</b>	<b>Professional, scientific &amp; technical services</b>	<b>1 778</b>	<b>12 035</b>	<b>52 331</b>	<b>398</b>	<b>291</b>	<b>55</b>	<b>36</b>	<b>14</b>	<b>2</b>	—	—	—	—
541	Professional, scientific & technical services	1 778	12 035	52 331	398	291	55	36	14	2	—	—	—	—
5411	Legal services	216	1 494	6 842	66	53	7	6	—	—	—	—	—	—
54111	Offices of lawyers	186	1 183	5 689	56	44	7	5	—	—	—	—	—	—
541110	Offices of lawyers	186	1 183	5 689	56	44	7	5	—	—	—	—	—	—
5412	Accounting, tax prep, bookkeep, payroll services	331	1 861	7 552	54	35	11	4	3	1	—	—	—	—
54121	Accounting, tax prep, bookkeep, payroll services	331	1 861	7 552	54	35	11	4	3	1	—	—	—	—
541211	Offices of certified public accountants	118	917	3 867	25	16	7	1	1	—	—	—	—	—
5413	Architectural, engineering & related services	357	3 095	13 585	74	52	13	7	1	1	—	—	—	—
54133	Engineering services	234	2 441	10 403	43	31	6	4	1	1	—	—	—	—
541330	Engineering services	234	2 441	10 403	43	31	6	4	1	1	—	—	—	—
5415	Computer systems design & related services	229	2 538	11 162	69	58	7	2	2	—	—	—	—	—
54151	Computer systems design & related services	229	2 538	11 162	69	58	7	2	2	—	—	—	—	—
541512	Computer systems design services	100	1 266	4 818	20	16	2	1	1	—	—	—	—	—
5419	Oth professional, scientific, technical services	435	1 426	6 454	59	29	11	13	6	—	—	—	—	—
54194	Veterinary services	206	869	3 723	25	10	6	7	2	—	—	—	—	—
541940	Veterinary services	206	869	3 723	25	10	6	7	2	—	—	—	—	—
54199	All oth prof, scientific & technical services	156	473	2 210	24	12	4	5	3	—	—	—	—	—
541990	All oth prof, scientific & technical services	156	473	2 210	24	12	4	5	3	—	—	—	—	—
<b>55</b>	<b>Management of companies &amp; enterprises</b>	<b>401</b>	<b>5 486</b>	<b>18 539</b>	<b>12</b>	<b>5</b>	<b>1</b>	<b>3</b>	<b>1</b>	<b>1</b>	<b>1</b>	—	—	—
551	Management of companies & enterprises	401	5 486	18 539	12	5	1	3	1	1	1	—	—	—
5511	Management of companies & enterprises	401	5 486	18 539	12	5	1	3	1	1	1	—	—	—
55111	Management of companies & enterprises	401	5 486	18 539	12	5	1	3	1	1	1	—	—	—
<b>56</b>	<b>Admin, support, waste mgmt, remediation services</b>	<b>2 030</b>	<b>9 785</b>	<b>37 448</b>	<b>241</b>	<b>165</b>	<b>35</b>	<b>15</b>	<b>22</b>	<b>1</b>	<b>2</b>	<b>1</b>	—	—
561	Administrative & support services	1 649	7 003	30 885	231	161	34	15	18	1	1	1	—	—
5613	Employment services	289	1 242	3 232	7	5	—	—	1	—	—	1	—	—
56132	Temporary help services	(E)	(D)	(D)	4	2	—	—	1	—	—	1	—	—
5616	Investigation & security services	119	585	2 564	19	14	1	2	2	—	—	—	—	—
5617	Services to buildings & dwellings	1 039	4 088	20 514	153	106	19	12	14	1	1	—	—	—
56172	Janitorial services	452	1 066	4 654	47	33	4	4	5	—	1	—	—	—
561720	Janitorial services	452	1 066	4 654	47	33	4	4	5	—	1	—	—	—
56173	Landscaping services	492	2 621	13 975	93	64	15	7	6	1	—	—	—	—
561730	Landscaping services	492	2 621	13 975	93	64	15	7	6	1	—	—	—	—
562	Waste management & remediation services	381	2 782	6 563	10	4	1	—	4	—	1	—	—	—
5629	Remediation & oth waste management services	(C)	(D)	(D)	4	2	1	—	—	—	1	—	—	—
56291	Remediation services	(C)	(D)	(D)	1	—	—	—	—	—	1	—	—	—
<b>61</b>	<b>Educational services</b>	<b>1 464</b>	<b>5 185</b>	<b>20 954</b>	<b>36</b>	<b>20</b>	<b>6</b>	<b>3</b>	<b>4</b>	<b>1</b>	<b>1</b>	—	—	<b>1</b>
611	Educational services	1 464	5 185	20 954	36	20	6	3	4	1	1	—	—	1
6111	Elementary & secondary schools	317	1 014	4 049	8	1	—	1	4	1	1	—	—	—
61111	Elementary & secondary schools	317	1 014	4 049	8	1	—	1	4	1	1	—	—	—
611110	Elementary & secondary schools	317	1 014	4 049	8	1	—	1	4	1	1	—	—	—
6113	Colleges, universities & professional schools	(G)	(D)	(D)	1	—	—	—	—	—	—	—	—	1
61131	Colleges, universities & professional schools	(G)	(D)	(D)	1	—	—	—	—	—	—	—	—	1
<b>62</b>	<b>Health care and social assistance</b>	<b>6 113</b>	<b>35 534</b>	<b>155 068</b>	<b>354</b>	<b>158</b>	<b>95</b>	<b>56</b>	<b>30</b>	<b>6</b>	<b>6</b>	<b>1</b>	<b>1</b>	<b>1</b>
621	Ambulatory health care services	1 781	12 351	55 758	222	99	72	33	15	2	1	—	—	—
6211	Offices of physicians	678	6 311	30 009	94	43	27	17	7	—	—	—	—	—
62111	Offices of physicians	678	6 311	30 009	94	43	27	17	7	—	—	—	—	—
621111	Offices of physicians (exc mental health)	667	6 265	29 783	90	40	26	17	7	—	—	—	—	—
6212	Offices of dentists	456	2 590	11 283	64	24	28	10	2	—	—	—	—	—
62121	Offices of dentists	456	2 590	11 283	64	24	28	10	2	—	—	—	—	—
621210	Offices of dentists	456	2 590	11 283	64	24	28	10	2	—	—	—	—	—
6213	Offices of other health practitioners	217	1 034	4 721	42	24	11	5	2	—	—	—	—	—
6216	Home health care services	278	1 504	6 065	6	2	—	—	2	1	1	—	—	—
62161	Home health care services	278	1 504	6 065	6	2	—	—	2	1	1	—	—	—
621610	Home health care services	278	1 504	6 065	6	2	—	—	2	1	1	—	—	—
622	Hospitals	(G)	(D)	(D)	2	—	—	—	—	—	—	—	1	1
6221	General medical & surgical hospitals	(G)	(D)	(D)	1	—	—	—	—	—	—	—	—	1
62211	General medical & surgical hospitals	(G)	(D)	(D)	1	—	—	—	—	—	—	—	—	1
6222	Psychiatric & substance abuse hospitals	(F)	(D)	(D)	1	—	—	—	—	—	—	—	1	—
62221	Psychiatric & substance abuse hospitals	(F)	(D)	(D)	1	—	—	—	—	—	—	—	1	—
623	Nursing & residential care facilities	1 393	6 854	27 232	60	26	15	9	3	2	4	1	—	—
6231	Nursing care facilities	522	2 772	11 289	5	—	1	—	—	1	3	—	—	—
62311	Nursing care facilities	522	2 772	11 289	5	—	1	—	—	1	3	—	—	—
623110	Nursing care facilities	522	2 772	11 289	5	—	1	—	—	1	3	—	—	—
6232	Residential mental retardation, health facil	(C)	(D)	(D)	32	19	8	3	1	1	—	—	—	—
62321	Residential mental retardation facilities	(C)	(D)	(D)	28	18	8	2	—	—	—	—	—	—
62322	Residential mental health, subst abuse facil	106	532	2 410	4	1	—	1	1	1	—	—	—	—
623220	Residential mental health, subst abuse facil	106	532	2 410	4	1	—	1	1	1	—	—	—	—
6233	Community care facilities for the elderly	602	2 977	11 195	21	7	6	4	2	—	1	1	—	—
62331	Community care facilities for the elderly	602	2 977	11 195	21	7	6	4	2	—	1	1	—	—

See footnotes at end of table.

**Table 6. Counties—Employees, Payroll, and Establishments by Industry: 2000—Con.**

[Excludes most government employees, railroad employees, and self-employed persons. Size class 1 to 4 includes establishments with payroll, but no employees, during mid-March pay period. (D) denotes figures withheld to avoid disclosing data for individual companies; the data are included in broader industry totals. Detailed industries with 100 or more employees are shown if industry was not a (D). For explanation of terms, abbreviations, and data reliability/comparability, see introductory text]

NAICS code	Industry	Number of employees for week including March 12	Payroll (\$1,000)		Total number of establishments	Number of establishments by employment-size class								
			First quarter	Annual		1 to 4	5 to 9	10 to 19	20 to 49	50 to 99	100 to 249	250 to 499	500 to 999	1,000 or more
<b>CARROLL—Con.</b>														
<b>62 Health care and social assistance—Con.</b>														
624	Social assistance . . . . .	(F)	(D)	(D)	70	33	8	14	12	2	1	—	—	—
6241	Individual & family services . . . . .	(E)	(D)	(D)	20	6	4	5	2	2	1	—	—	—
62411	Child & youth services . . . . .	180	710	3 069	5	—	1	1	1	2	—	—	—	—
624110	Child & youth services . . . . .	180	710	3 069	5	—	1	1	1	2	—	—	—	—
62412	Services for elderly & disabled persons . . . . .	223	510	2 412	7	3	2	1	—	—	1	—	—	—
624120	Services for elderly & disabled persons . . . . .	223	510	2 412	7	3	2	1	—	—	1	—	—	—
6244	Child day care services . . . . .	438	1 145	4 983	42	22	3	8	9	—	—	—	—	—
62441	Child day care services . . . . .	438	1 145	4 983	42	22	3	8	9	—	—	—	—	—
624410	Child day care services . . . . .	438	1 145	4 983	42	22	3	8	9	—	—	—	—	—
<b>71</b>	<b>Arts, entertainment &amp; recreation . . . . .</b>	<b>455</b>	<b>1 141</b>	<b>5 520</b>	<b>51</b>	<b>28</b>	<b>6</b>	<b>8</b>	<b>8</b>	<b>1</b>	—	—	—	—
713	Amusement, gambling & recreation industries . . . . .	(E)	(D)	(D)	37	17	5	7	7	1	—	—	—	—
7139	Other amusement & recreation industries . . . . .	(E)	(D)	(D)	36	17	5	7	6	1	—	—	—	—
71391	Golf courses & country clubs . . . . .	147	436	2 177	8	3	—	3	1	1	—	—	—	—
713910	Golf courses & country clubs . . . . .	147	436	2 177	8	3	—	3	1	1	—	—	—	—
71394	Fitness & recreational sports centers . . . . .	166	271	1 330	18	9	3	2	4	—	—	—	—	—
713940	Fitness & recreational sports centers . . . . .	166	271	1 330	18	9	3	2	4	—	—	—	—	—
<b>72</b>	<b>Accommodation &amp; food services . . . . .</b>	<b>4 298</b>	<b>8 711</b>	<b>37 882</b>	<b>210</b>	<b>59</b>	<b>31</b>	<b>37</b>	<b>62</b>	<b>19</b>	<b>2</b>	—	—	—
721	Accommodation . . . . .	171	476	2 417	9	3	3	—	1	2	—	—	—	—
7211	Traveler accommodation . . . . .	(C)	(D)	(D)	5	1	1	—	1	2	—	—	—	—
722	Food services & drinking places . . . . .	4 127	8 235	35 465	201	56	28	37	61	17	2	—	—	—
7221	Full-service restaurants . . . . .	2 369	4 679	19 357	90	15	14	14	34	11	2	—	—	—
72211	Full-service restaurants . . . . .	2 369	4 679	19 357	90	15	14	14	34	11	2	—	—	—
722110	Full-service restaurants . . . . .	2 369	4 679	19 357	90	15	14	14	34	11	2	—	—	—
7222	Limited-service eating places . . . . .	1 535	3 074	13 910	90	29	10	20	26	5	—	—	—	—
72221	Limited-service eating places . . . . .	1 535	3 074	13 910	90	29	10	20	26	5	—	—	—	—
722211	Limited-service restaurants . . . . .	1 421	2 822	12 799	75	20	9	16	25	5	—	—	—	—
7223	Special food services . . . . .	179	439	2 062	14	7	4	1	1	1	—	—	—	—
72231	Food service contractors . . . . .	(C)	(D)	(D)	5	3	1	—	—	1	—	—	—	—
<b>81</b>	<b>Other services (except public administration) . . . . .</b>	<b>2 794</b>	<b>11 686</b>	<b>49 174</b>	<b>444</b>	<b>271</b>	<b>96</b>	<b>51</b>	<b>21</b>	<b>4</b>	<b>1</b>	—	—	—
811	Repair & maintenance . . . . .	919	5 958	24 258	176	115	39	14	6	2	—	—	—	—
8111	Automotive repair & maintenance . . . . .	571	3 441	14 063	114	73	27	10	3	1	—	—	—	—
81111	Automotive mechanical & electrical R&M . . . . .	266	1 812	7 755	77	56	18	2	1	—	—	—	—	—
811111	General automotive repair . . . . .	234	1 591	6 811	67	50	14	2	1	—	—	—	—	—
81112	Automotive body, paint, interior & glass repair . . . . .	173	1 329	5 016	28	15	7	5	1	—	—	—	—	—
811121	Automotive body, paint & interior R&M . . . . .	165	1 300	4 819	25	13	6	5	1	—	—	—	—	—
81119	Other automotive R&M . . . . .	132	300	1 292	9	2	2	3	1	1	—	—	—	—
8112	Electronic & precision equipment R&M . . . . .	108	637	2 729	18	9	6	2	1	—	—	—	—	—
81121	Electronic & precision equipment R&M . . . . .	108	637	2 729	18	9	6	2	1	—	—	—	—	—
8113	Commercial equipment (exc auto & elec) R&M . . . . .	155	1 511	5 614	20	13	3	2	1	1	—	—	—	—
81131	Commercial equipment (exc auto & elec) R&M . . . . .	155	1 511	5 614	20	13	3	2	1	1	—	—	—	—
811310	Commercial equipment (exc auto & elec) R&M . . . . .	155	1 511	5 614	20	13	3	2	1	1	—	—	—	—
812	Personal & laundry services . . . . .	963	2 902	12 926	142	81	29	22	9	1	—	—	—	—
8121	Personal care services . . . . .	583	1 715	7 738	76	38	17	15	5	1	—	—	—	—
81211	Hair, nail & skin care services . . . . .	547	1 671	7 532	69	34	15	14	5	1	—	—	—	—
812112	Beauty salons . . . . .	529	1 624	7 350	61	28	13	14	5	1	—	—	—	—
8122	Death care services . . . . .	159	470	2 223	20	12	4	1	3	—	—	—	—	—
8129	Other personal services . . . . .	139	474	2 047	28	18	6	3	1	—	—	—	—	—
813	Religious, grantmaking, civic, prof & like organizations . . . . .	912	2 826	11 990	126	75	28	15	6	1	1	—	—	—
8131	Religious organizations . . . . .	594	1 888	7 709	95	59	22	7	6	1	—	—	—	—
81311	Religious organizations . . . . .	594	1 888	7 709	95	59	22	7	6	1	—	—	—	—
813110	Religious organizations . . . . .	594	1 888	7 709	95	59	22	7	6	1	—	—	—	—
8134	Civic & social organizations . . . . .	249	434	2 336	14	4	4	5	—	—	1	—	—	—
81341	Civic & social organizations . . . . .	249	434	2 336	14	4	4	5	—	—	1	—	—	—
813410	Civic & social organizations . . . . .	249	434	2 336	14	4	4	5	—	—	1	—	—	—
<b>95</b>	<b>Auxiliaries (exc corporate, subsidiary &amp; regional mgt) . . . . .</b>	<b>1 135</b>	<b>17 379</b>	<b>69 853</b>	<b>6</b>	—	2	—	1	2	—	—	1	—
<b>99</b>	<b>Unclassified establishments . . . . .</b>	<b>(B)</b>	<b>(D)</b>	<b>(D)</b>	<b>56</b>	<b>54</b>	<b>2</b>	—	—	—	—	—	—	—
<b>CECIL</b>														
<b>Total . . . . .</b>		<b>20 829</b>	<b>152 731</b>	<b>642 861</b>	<b>1 644</b>	<b>884</b>	<b>357</b>	<b>201</b>	<b>128</b>	<b>42</b>	<b>24</b>	<b>6</b>	<b>1</b>	<b>1</b>
<b>11</b>	<b>Forestry, fishing, hunting, and agriculture support . . . . .</b>	<b>61</b>	<b>325</b>	<b>1 560</b>	<b>12</b>	<b>6</b>	<b>5</b>	<b>1</b>	—	—	—	—	—	—
<b>21</b>	<b>Mining . . . . .</b>	<b>(C)</b>	<b>(D)</b>	<b>(D)</b>	<b>7</b>	<b>1</b>	<b>1</b>	<b>1</b>	<b>3</b>	<b>1</b>	—	—	—	—
212	Mining (except oil & gas) . . . . .	(C)	(D)	(D)	7	1	1	1	3	1	—	—	—	—
2123	Nonmetallic mineral mining & quarrying . . . . .	(C)	(D)	(D)	7	1	1	1	3	1	—	—	—	—
<b>22</b>	<b>Utilities . . . . .</b>	<b>124</b>	<b>2 271</b>	<b>8 646</b>	<b>6</b>	<b>3</b>	—	<b>1</b>	<b>1</b>	<b>1</b>	—	—	—	—
221	Utilities . . . . .	124	2 271	8 646	6	3	—	1	1	1	—	—	—	—
2211	Elec pwr generation, transmsn & distribution . . . . .	(C)	(D)	(D)	3	1	—	—	1	1	—	—	—	—

See footnotes at end of table.

**Table 6. Counties—Employees, Payroll, and Establishments by Industry: 2000—Con.**

[Excludes most government employees, railroad employees, and self-employed persons. Size class 1 to 4 includes establishments with payroll, but no employees, during mid-March pay period. (D) denotes figures withheld to avoid disclosing data for individual companies; the data are included in broader industry totals. Detailed industries with 100 or more employees are shown if industry was not a (D). For explanation of terms, abbreviations, and data reliability/comparability, see introductory text]

NAICS code	Industry	Number of employees for week including March 12	Payroll (\$1,000)		Total number of establishments	Number of establishments by employment-size class									
			First quarter	Annual		1 to 4	5 to 9	10 to 19	20 to 49	50 to 99	100 to 249	250 to 499	500 to 999	1,000 or more	
<b>CECIL—Con.</b>															
<b>23</b>	<b>Construction</b>	<b>1 242</b>	<b>6 307</b>	<b>29 777</b>	<b>252</b>	<b>164</b>	<b>60</b>	<b>18</b>	<b>8</b>	<b>2</b>	—	—	—	—	
233	Building, developing & general contracting	303	1 316	6 002	87	66	16	3	2	—	—	—	—	—	
2332	Residential building construction	257	1 173	5 399	81	62	15	3	1	—	—	—	—	—	
23321	Single-family housing construction	257	1 173	5 399	81	62	15	3	1	—	—	—	—	—	
233210	Single-family housing construction	257	1 173	5 399	81	62	15	3	1	—	—	—	—	—	
235	Special trade contractors	848	4 611	21 619	148	92	34	14	6	2	—	—	—	—	
2351	Plumbing, heating & AC contractor	202	1 431	6 211	25	12	8	3	1	1	—	—	—	—	
23511	Plumbing, heating & AC contractor	202	1 431	6 211	25	12	8	3	1	1	—	—	—	—	
235110	Plumbing, heating & AC contractor	202	1 431	6 211	25	12	8	3	1	1	—	—	—	—	
2353	Electrical contractors	110	583	2 798	20	12	4	3	1	—	—	—	—	—	
23531	Electrical contractors	110	583	2 798	20	12	4	3	1	—	—	—	—	—	
235310	Electrical contractors	110	583	2 798	20	12	4	3	1	—	—	—	—	—	
2355	Carpentry & floor contractors	105	529	2 386	31	21	10	—	—	—	—	—	—	—	
23551	Carpentry contractors	101	508	2 286	28	18	10	—	—	—	—	—	—	—	
235510	Carpentry contractors	101	508	2 286	28	18	10	—	—	—	—	—	—	—	
2357	Concrete contractors	112	457	2 670	18	12	2	2	2	—	—	—	—	—	
23571	Concrete contractors	112	457	2 670	18	12	2	2	2	—	—	—	—	—	
235710	Concrete contractors	112	457	2 670	18	12	2	2	2	—	—	—	—	—	
2359	Other special trade contractors	170	983	4 539	20	12	1	6	—	1	—	—	—	—	
23599	All other special trade contractors	110	711	2 999	11	7	—	3	—	1	—	—	—	—	
235990	All other special trade contractors	110	711	2 999	11	7	—	3	—	1	—	—	—	—	
<b>31-33</b>	<b>Manufacturing</b>	<b>3 976</b>	<b>46 536</b>	<b>190 007</b>	<b>64</b>	<b>18</b>	<b>9</b>	<b>5</b>	<b>11</b>	<b>7</b>	<b>10</b>	<b>4</b>	—	—	
313	Textile mills	(E)	(D)	(D)	5	1	—	1	—	1	2	—	—	—	
3133	Textile, fabric finishing, fabric coating mills	(E)	(D)	(D)	4	—	—	1	—	1	2	—	—	—	
31332	Fabric coating mills	(E)	(D)	(D)	4	—	—	1	—	1	2	—	—	—	
316	Leather & allied product mfg	(C)	(D)	(D)	1	—	—	—	—	—	1	—	—	—	
3169	Other leather & allied product mfg	(C)	(D)	(D)	1	—	—	—	—	—	1	—	—	—	
31699	Other leather & allied product mfg	(C)	(D)	(D)	1	—	—	—	—	—	1	—	—	—	
325	Chemical mfg	386	4 768	19 210	8	—	—	1	5	1	2	1	—	—	
3255	Paint, coating & adhesive mfg	(C)	(D)	(D)	1	—	—	—	—	—	1	—	—	—	
32552	Adhesive mfg	(C)	(D)	(D)	1	—	—	—	—	—	1	—	—	—	
326	Plastics & rubber products mfg	656	7 634	31 436	7	1	—	—	2	2	1	1	—	—	
3261	Plastics product mfg	(F)	(D)	(D)	6	1	—	—	1	2	1	1	—	—	
32611	Unsupported plastics film, sheet, & bag mfg	(E)	(D)	(D)	2	—	—	—	—	1	—	1	—	—	
32619	Other plastics product mfg	(E)	(D)	(D)	4	1	—	—	1	1	1	—	—	—	
333	Machinery mfg	(F)	(D)	(D)	6	—	1	—	—	—	4	1	—	—	
3334	HVAC & commercial refrigeration equipment mfg	(F)	(D)	(D)	5	—	—	—	—	—	4	1	—	—	
33341	HVAC & commercial refrigeration equipment mfg	(F)	(D)	(D)	5	—	—	—	—	—	4	1	—	—	
334	Computer & electronic product mfg	(C)	(D)	(D)	1	—	—	—	—	—	1	—	—	—	
3341	Computer & peripheral equipment mfg	(C)	(D)	(D)	1	—	—	—	—	—	1	—	—	—	
33411	Computer & peripheral equipment mfg	(C)	(D)	(D)	1	—	—	—	—	—	1	—	—	—	
336	Transportation equipment mfg	(E)	(D)	(D)	3	1	—	—	1	—	—	1	—	—	
3364	Aerospace product & parts mfg	(E)	(D)	(D)	2	—	—	—	1	—	—	1	—	—	
33641	Aerospace product & parts mfg	(E)	(D)	(D)	2	—	—	—	1	—	—	1	—	—	
339	Miscellaneous mfg	(E)	(D)	(D)	6	4	1	—	—	—	—	1	—	—	
3391	Medical equipment & supplies mfg	(E)	(D)	(D)	2	1	—	—	—	—	—	1	—	—	
33911	Medical equipment & supplies mfg	(E)	(D)	(D)	2	1	—	—	—	—	—	1	—	—	
<b>42</b>	<b>Wholesale trade</b>	<b>824</b>	<b>6 972</b>	<b>38 996</b>	<b>55</b>	<b>27</b>	<b>7</b>	<b>11</b>	<b>7</b>	<b>2</b>	<b>1</b>	—	—	—	
421	Wholesale trade, durable goods	389	4 180	18 128	34	17	4	8	4	1	—	—	—	—	
422	Wholesale trade, nondurable goods	435	2 792	20 868	21	10	3	3	3	1	1	—	—	—	
4224	Grocery & related product whse	(E)	(D)	(D)	6	1	1	1	1	1	1	—	—	—	
42249	Other grocery & related products whse	(C)	(D)	(D)	3	1	1	—	—	—	1	—	—	—	
<b>44-45</b>	<b>Retail trade</b>	<b>3 728</b>	<b>16 370</b>	<b>69 435</b>	<b>309</b>	<b>119</b>	<b>90</b>	<b>56</b>	<b>30</b>	<b>10</b>	<b>3</b>	<b>1</b>	—	—	
441	Motor vehicle & parts dealers	375	2 454	11 682	41	20	9	5	7	—	—	—	—	—	
4411	Automobile dealers	177	1 388	6 608	15	8	—	3	4	—	—	—	—	—	
44111	New car dealers	146	1 113	5 226	8	3	—	1	4	—	—	—	—	—	
441110	New car dealers	146	1 113	5 226	8	3	—	1	4	—	—	—	—	—	
4413	Automotive parts, accessories & tire stores	110	509	1 959	14	6	5	2	1	—	—	—	—	—	
44131	Automotive parts, accessories & tire stores	110	509	1 959	14	6	5	2	1	—	—	—	—	—	
441310	Automotive parts, accessories & tire stores	110	509	1 959	14	6	5	2	1	—	—	—	—	—	
444	Bldg material & garden equip & supp dealers	314	2 241	10 288	24	9	5	5	3	2	—	—	—	—	
4441	Building material & supplies dealers	288	2 159	9 875	17	5	2	5	3	2	—	—	—	—	
44419	Other building material dealers	251	1 998	9 186	11	2	1	3	3	2	—	—	—	—	
444190	Other building material dealers	251	1 998	9 186	11	2	1	3	3	2	—	—	—	—	
445	Food & beverage stores	1 006	3 524	14 271	59	17	14	17	5	4	2	—	—	—	
4451	Grocery stores	725	2 705	10 753	36	13	7	8	3	3	2	—	—	—	
44511	Grocery (except convenience) stores	602	2 394	9 336	20	6	4	3	2	3	2	—	—	—	
445110	Grocery (except convenience) stores	602	2 394	9 336	20	6	4	3	2	3	2	—	—	—	
44512	Convenience stores	123	311	1 417	16	7	3	5	1	—	—	—	—	—	
445120	Convenience stores	123	311	1 417	16	7	3	5	1	—	—	—	—	—	
4453	Beer, wine & liquor stores	(E)	(D)	(D)	21	3	6	9	2	1	—	—	—	—	
44531	Beer, wine & liquor stores	(E)	(D)	(D)	21	3	6	9	2	1	—	—	—	—	
446	Health & personal care stores	177	839	3 522	15	5	4	3	3	—	—	—	—	—	
4461	Health & personal care stores	177	839	3 522	15	5	4	3	3	—	—	—	—	—	
44611	Pharmacies & drug stores	150	765	3 167	8	—	2	3	3	—	—	—	—	—	
446110	Pharmacies & drug stores	150	765	3 167	8	—	2	3	3	—	—	—	—	—	

See footnotes at end of table.



**Table 6. Counties—Employees, Payroll, and Establishments by Industry: 2000—Con.**

[Excludes most government employees, railroad employees, and self-employed persons. Size class 1 to 4 includes establishments with payroll, but no employees, during mid-March pay period. (D) denotes figures withheld to avoid disclosing data for individual companies; the data are included in broader industry totals. Detailed industries with 100 or more employees are shown if industry was not a (D). For explanation of terms, abbreviations, and data reliability/comparability, see introductory text]

NAICS code	Industry	Number of employees for week including March 12	Payroll (\$1,000)		Total number of establishments	Number of establishments by employment-size class								
			First quarter	Annual		1 to 4	5 to 9	10 to 19	20 to 49	50 to 99	100 to 249	250 to 499	500 to 999	1,000 or more
<b>CECIL—Con.</b>														
<b>44-45 Retail trade—Con.</b>														
447	Gasoline stations .....	586	2 130	8 687	45	17	13	9	4	1	1	—	—	—
4471	Gasoline stations .....	586	2 130	8 687	45	17	13	9	4	1	1	—	—	—
44711	Gasoline stations with convenience stores ...	239	644	2 904	27	9	8	8	2	—	—	—	—	—
447110	Gasoline stations with convenience stores ...	239	644	2 904	27	9	8	8	2	—	—	—	—	—
44719	Other gasoline stations .....	347	1 486	5 783	18	8	5	1	2	1	1	—	—	—
447190	Other gasoline stations .....	347	1 486	5 783	18	8	5	1	2	1	1	—	—	—
448	Clothing & clothing accessories stores .....	318	787	3 442	34	9	16	5	3	1	—	—	—	—
4481	Clothing stores .....	229	512	2 126	20	3	9	5	2	1	—	—	—	—
44812	Women's clothing stores .....	107	169	706	9	—	5	3	1	—	—	—	—	—
448120	Women's clothing stores .....	107	169	706	9	—	5	3	1	—	—	—	—	—
452	General merchandise stores .....	500	2 048	8 247	15	—	9	2	2	1	—	1	—	—
4521	Department stores .....	381	1 734	6 970	3	—	—	—	1	1	—	1	—	—
45211	Department stores .....	381	1 734	6 970	3	—	—	—	1	1	—	1	—	—
452110	Department stores .....	381	1 734	6 970	3	—	—	—	1	1	—	1	—	—
4529	Other general merchandise stores .....	119	314	1 277	12	—	9	2	1	—	—	—	—	—
45299	All other general merchandise stores .....	(C)	(D)	(D)	11	—	8	2	1	—	—	—	—	—
453	Miscellaneous store retailers .....	162	510	2 170	32	17	10	5	—	—	—	—	—	—
454	Nonstore retailers .....	140	1 192	4 523	16	7	4	4	—	1	—	—	—	—
4543	Direct selling establishments .....	(C)	(D)	(D)	15	6	4	4	—	1	—	—	—	—
45431	Fuel dealers .....	125	1 136	4 248	9	1	3	4	—	1	—	—	—	—
<b>48-49</b>	<b>Transportation &amp; warehousing .....</b>	<b>807</b>	<b>6 295</b>	<b>26 204</b>	<b>84</b>	<b>47</b>	<b>15</b>	<b>11</b>	<b>7</b>	<b>4</b>	—	—	—	—
484	Truck transportation .....	518	4 355	18 080	59	36	11	6	3	3	—	—	—	—
4841	General freight trucking .....	308	2 527	10 532	31	21	3	3	2	2	—	—	—	—
48412	General freight trucking, long-distance .....	214	2 083	9 076	17	10	3	1	2	1	—	—	—	—
4842	Specialized freight trucking .....	210	1 828	7 548	28	15	8	3	1	1	—	—	—	—
48422	Specialized freight (exc used) trucking, local ..	140	1 271	5 102	20	13	4	2	—	1	—	—	—	—
484220	Specialized freight (exc used) trucking, local ..	140	1 271	5 102	20	13	4	2	—	1	—	—	—	—
485	Transit & ground passenger transportation .....	(C)	(D)	(D)	12	3	1	5	3	—	—	—	—	—
4854	School & employee bus transportation .....	149	390	1 455	10	1	1	5	3	—	—	—	—	—
48541	School & employee bus transportation .....	149	390	1 455	10	1	1	5	3	—	—	—	—	—
485410	School & employee bus transportation .....	149	390	1 455	10	1	1	5	3	—	—	—	—	—
<b>51</b>	<b>Information .....</b>	<b>320</b>	<b>3 236</b>	<b>12 530</b>	<b>14</b>	<b>8</b>	—	<b>2</b>	<b>3</b>	—	<b>1</b>	—	—	—
511	Publishing industries .....	(C)	(D)	(D)	3	1	—	1	—	—	1	—	—	—
5111	Newspaper, periodical, book, database publishers .....	(C)	(D)	(D)	2	1	—	—	—	—	1	—	—	—
51111	Newspaper publishers .....	(C)	(D)	(D)	1	—	—	—	—	—	1	—	—	—
513	Broadcasting & telecommunications .....	(C)	(D)	(D)	9	5	—	1	3	—	—	—	—	—
<b>52</b>	<b>Finance &amp; insurance .....</b>	<b>495</b>	<b>3 338</b>	<b>13 592</b>	<b>63</b>	<b>30</b>	<b>17</b>	<b>10</b>	<b>6</b>	—	—	—	—	—
522	Credit intermediation & related activities .....	(E)	(D)	(D)	33	9	9	10	5	—	—	—	—	—
5221	Depository credit intermediation .....	326	2 179	8 661	26	4	8	9	5	—	—	—	—	—
52211	Commercial banking .....	241	1 668	6 482	18	3	6	5	4	—	—	—	—	—
522110	Commercial banking .....	241	1 668	6 482	18	3	6	5	4	—	—	—	—	—
524	Insurance carriers & related activities .....	(C)	(D)	(D)	30	21	8	—	1	—	—	—	—	—
5242	Agencies & other insurance related activities ...	(C)	(D)	(D)	25	17	7	—	1	—	—	—	—	—
52421	Insurance agencies & brokerages .....	122	842	3 789	24	17	6	—	1	—	—	—	—	—
524210	Insurance agencies & brokerages .....	122	842	3 789	24	17	6	—	1	—	—	—	—	—
<b>53</b>	<b>Real estate &amp; rental &amp; leasing .....</b>	<b>181</b>	<b>869</b>	<b>4 155</b>	<b>58</b>	<b>44</b>	<b>12</b>	<b>2</b>	—	—	—	—	—	—
531	Real estate .....	129	608	2 928	44	36	6	2	—	—	—	—	—	—
<b>54</b>	<b>Professional, scientific &amp; technical services .....</b>	<b>597</b>	<b>4 308</b>	<b>18 852</b>	<b>117</b>	<b>83</b>	<b>18</b>	<b>12</b>	<b>2</b>	<b>2</b>	—	—	—	—
541	Professional, scientific & technical services .....	597	4 308	18 852	117	83	18	12	2	2	—	—	—	—
5411	Legal services .....	116	638	2 775	34	27	3	4	—	—	—	—	—	—
54111	Offices of lawyers .....	106	583	2 555	30	24	2	4	—	—	—	—	—	—
541110	Offices of lawyers .....	106	583	2 555	30	24	2	4	—	—	—	—	—	—
5413	Architectural, engineering & related services ...	145	1 642	7 383	19	11	5	2	—	1	—	—	—	—
54133	Engineering services .....	108	1 382	6 471	9	5	1	2	—	1	—	—	—	—
541330	Engineering services .....	108	1 382	6 471	9	5	1	2	—	1	—	—	—	—
<b>55</b>	<b>Management of companies &amp; enterprises .....</b>	<b>(C)</b>	<b>(D)</b>	<b>(D)</b>	<b>3</b>	—	—	<b>2</b>	—	—	<b>1</b>	—	—	—
551	Management of companies & enterprises .....	(C)	(D)	(D)	3	—	—	2	—	—	1	—	—	—
5511	Management of companies & enterprises .....	(C)	(D)	(D)	3	—	—	2	—	—	1	—	—	—
55111	Management of companies & enterprises .....	(C)	(D)	(D)	3	—	—	2	—	—	1	—	—	—
<b>56</b>	<b>Admin, support, waste mgt, remediation services .....</b>	<b>747</b>	<b>4 360</b>	<b>18 155</b>	<b>81</b>	<b>50</b>	<b>14</b>	<b>11</b>	<b>3</b>	<b>2</b>	<b>1</b>	—	—	—
561	Administrative & support services .....	(F)	(D)	(D)	76	46	13	11	3	2	1	—	—	—
5612	Facilities support services .....	(C)	(D)	(D)	3	—	1	1	—	1	—	—	—	—
56121	Facilities support services .....	(C)	(D)	(D)	3	—	1	1	—	1	—	—	—	—
5615	Travel arrangement & reservation services .....	(C)	(D)	(D)	5	1	1	2	—	—	1	—	—	—
56159	Oth travel arrangement & reservation services .....	(C)	(D)	(D)	1	—	—	—	—	—	1	—	—	—
5617	Services to buildings & dwellings .....	181	538	2 804	47	34	8	5	—	—	—	—	—	—

See footnotes at end of table.

**Table 6. Counties—Employees, Payroll, and Establishments by Industry: 2000—Con.**

[Excludes most government employees, railroad employees, and self-employed persons. Size class 1 to 4 includes establishments with payroll, but no employees, during mid-March pay period. (D) denotes figures withheld to avoid disclosing data for individual companies; the data are included in broader industry totals. Detailed industries with 100 or more employees are shown if industry was not a (D). For explanation of terms, abbreviations, and data reliability/comparability, see introductory text]

NAICS code	Industry	Number of employees for week including March 12	Payroll (\$1,000)		Total number of establishments	Number of establishments by employment-size class								
			First quarter	Annual		1 to 4	5 to 9	10 to 19	20 to 49	50 to 99	100 to 249	250 to 499	500 to 999	1,000 or more
<b>CECIL—Con.</b>														
<b>61</b>	<b>Educational services . . . . .</b>	<b>205</b>	<b>836</b>	<b>3 830</b>	<b>12</b>	<b>5</b>	<b>1</b>	<b>2</b>	<b>3</b>	<b>1</b>	—	—	—	—
611	Educational services . . . . .	205	836	3 830	12	5	1	2	3	1	—	—	—	—
6111	Elementary & secondary schools . . . . .	137	691	2 855	3	—	—	—	2	1	—	—	—	—
61111	Elementary & secondary schools . . . . .	137	691	2 855	3	—	—	—	2	1	—	—	—	—
611110	Elementary & secondary schools . . . . .	137	691	2 855	3	—	—	—	2	1	—	—	—	—
<b>62</b>	<b>Health care and social assistance . . . . .</b>	<b>3 210</b>	<b>30 030</b>	<b>113 445</b>	<b>117</b>	<b>60</b>	<b>28</b>	<b>14</b>	<b>6</b>	<b>4</b>	<b>3</b>	—	<b>1</b>	<b>1</b>
621	Ambulatory health care services . . . . .	673	5 959	26 235	83	42	25	11	4	—	1	—	—	—
6211	Offices of physicians . . . . .	237	3 431	15 137	36	23	7	3	3	—	—	—	—	—
62111	Offices of physicians . . . . .	237	3 431	15 137	36	23	7	3	3	—	—	—	—	—
6212	Offices of dentists . . . . .	121	883	3 871	19	7	8	4	—	—	—	—	—	—
62121	Offices of dentists . . . . .	121	883	3 871	19	7	8	4	—	—	—	—	—	—
621210	Offices of dentists . . . . .	121	883	3 871	19	7	8	4	—	—	—	—	—	—
6213	Offices of other health practitioners . . . . .	(C)	(D)	(D)	20	9	8	3	—	—	—	—	—	—
6214	Outpatient care centers . . . . .	171	943	4 048	6	2	2	1	—	—	1	—	—	—
62142	Outpatient mental health, substance abuse ctrs . . . . .	(C)	(D)	(D)	3	1	1	—	—	—	1	—	—	—
622	Hospitals . . . . .	(G)	(D)	(D)	2	—	—	—	—	—	—	—	1	1
6221	General medical & surgical hospitals . . . . .	(F)	(D)	(D)	1	—	—	—	—	—	—	—	1	—
62211	General medical & surgical hospitals . . . . .	(F)	(D)	(D)	1	—	—	—	—	—	—	—	1	—
6222	Psychiatric & substance abuse hospitals . . . . .	(G)	(D)	(D)	1	—	—	—	—	—	—	—	—	1
62221	Psychiatric & substance abuse hospitals . . . . .	(G)	(D)	(D)	1	—	—	—	—	—	—	—	—	1
623	Nursing & residential care facilities . . . . .	491	2 630	12 042	11	6	1	—	—	2	—	—	—	—
6231	Nursing care facilities . . . . .	(E)	(D)	(D)	4	2	—	—	—	—	2	—	—	—
62311	Nursing care facilities . . . . .	(E)	(D)	(D)	4	2	—	—	—	—	2	—	—	—
6232	Residential mental retardation, health facil . . . . .	(C)	(D)	(D)	3	1	—	—	—	2	—	—	—	—
62321	Residential mental retardation facilities . . . . .	(C)	(D)	(D)	2	—	—	—	—	2	—	—	—	—
624	Social assistance . . . . .	(E)	(D)	(D)	21	12	2	3	2	2	—	—	—	—
6241	Individual & family services . . . . .	(C)	(D)	(D)	7	5	—	—	—	2	—	—	—	—
<b>71</b>	<b>Arts, entertainment &amp; recreation . . . . .</b>	<b>256</b>	<b>1 001</b>	<b>5 202</b>	<b>50</b>	<b>30</b>	<b>14</b>	<b>4</b>	<b>2</b>	—	—	—	—	—
713	Amusement, gambling & recreation industries . . . . .	(C)	(D)	(D)	38	21	11	4	2	—	—	—	—	—
7139	Other amusement & recreation industries . . . . .	(C)	(D)	(D)	36	19	11	4	2	—	—	—	—	—
<b>72</b>	<b>Accommodation &amp; food services . . . . .</b>	<b>2 033</b>	<b>4 937</b>	<b>23 634</b>	<b>138</b>	<b>56</b>	<b>25</b>	<b>25</b>	<b>25</b>	<b>5</b>	<b>2</b>	—	—	—
721	Accommodation . . . . .	283	947	4 497	24	13	5	3	2	—	1	—	—	—
7211	Traveler accommodation . . . . .	(E)	(D)	(D)	14	6	3	2	2	—	1	—	—	—
72111	Hotels (exc casino hotels) & motels . . . . .	241	769	3 649	12	6	1	2	2	—	1	—	—	—
721110	Hotels (exc casino hotels) & motels . . . . .	241	769	3 649	12	6	1	2	2	—	1	—	—	—
722	Food services & drinking places . . . . .	1 750	3 990	19 137	114	43	20	22	23	5	1	—	—	—
7221	Full-service restaurants . . . . .	907	2 021	10 029	48	13	7	11	13	4	—	—	—	—
72211	Full-service restaurants . . . . .	907	2 021	10 029	48	13	7	11	13	4	—	—	—	—
722110	Full-service restaurants . . . . .	907	2 021	10 029	48	13	7	11	13	4	—	—	—	—
7222	Limited-service eating places . . . . .	575	1 255	5 708	50	23	9	8	9	1	—	—	—	—
72221	Limited-service eating places . . . . .	575	1 255	5 708	50	23	9	8	9	1	—	—	—	—
722211	Limited-service restaurants . . . . .	499	1 049	4 886	42	18	8	8	7	1	—	—	—	—
7223	Special food services . . . . .	(C)	(D)	(D)	7	3	1	2	—	—	1	—	—	—
72231	Food service contractors . . . . .	192	575	2 708	5	2	1	1	—	—	1	—	—	—
722310	Food service contractors . . . . .	192	575	2 708	5	2	1	1	—	—	1	—	—	—
<b>81</b>	<b>Other services (except public administration) . . . . .</b>	<b>1 164</b>	<b>4 454</b>	<b>19 178</b>	<b>178</b>	<b>115</b>	<b>39</b>	<b>11</b>	<b>11</b>	<b>1</b>	<b>1</b>	—	—	—
811	Repair & maintenance . . . . .	301	1 915	8 195	63	43	12	6	2	—	—	—	—	—
8111	Automotive repair & maintenance . . . . .	256	1 630	6 954	44	26	11	5	2	—	—	—	—	—
81111	Automotive mechanical & electrical R&M . . . . .	130	823	3 481	30	19	8	3	—	—	—	—	—	—
812	Personal & laundry services . . . . .	206	755	3 802	49	34	12	1	2	—	—	—	—	—
8121	Personal care services . . . . .	126	403	2 075	30	21	7	1	1	—	—	—	—	—
81211	Hair, nail & skin care services . . . . .	114	364	1 916	26	17	7	1	1	—	—	—	—	—
813	Religious, grantmaking, civic, prof & like organizations . . . . .	657	1 784	7 181	66	38	15	4	7	1	1	—	—	—
8131	Religious organizations . . . . .	366	1 139	4 452	41	27	4	3	6	1	—	—	—	—
81311	Religious organizations . . . . .	366	1 139	4 452	41	27	4	3	6	1	—	—	—	—
813110	Religious organizations . . . . .	366	1 139	4 452	41	27	4	3	6	1	—	—	—	—
8134	Civic & social organizations . . . . .	218	261	1 185	12	3	8	—	—	—	1	—	—	—
81341	Civic & social organizations . . . . .	218	261	1 185	12	3	8	—	—	—	1	—	—	—
813410	Civic & social organizations . . . . .	218	261	1 185	12	3	8	—	—	—	1	—	—	—
<b>95</b>	<b>Auxiliaries (exc corporate, subsidiary &amp; regional mgt) . . . . .</b>	<b>427</b>	<b>5 753</b>	<b>25 537</b>	<b>5</b>	<b>1</b>	—	<b>2</b>	—	—	<b>1</b>	<b>1</b>	—	—
<b>99</b>	<b>Unclassified establishments . . . . .</b>	<b>(B)</b>	<b>(D)</b>	<b>(D)</b>	<b>19</b>	<b>17</b>	<b>2</b>	—	—	—	—	—	—	—

See footnotes at end of table.

**Table 6. Counties—Employees, Payroll, and Establishments by Industry: 2000—Con.**

[Excludes most government employees, railroad employees, and self-employed persons. Size class 1 to 4 includes establishments with payroll, but no employees, during mid-March pay period. (D) denotes figures withheld to avoid disclosing data for individual companies; the data are included in broader industry totals. Detailed industries with 100 or more employees are shown if industry was not a (D). For explanation of terms, abbreviations, and data reliability/comparability, see introductory text]

NAICS code	Industry	Number of employees for week including March 12	Payroll (\$1,000)		Total number of establishments	Number of establishments by employment-size class								
			First quarter	Annual		1 to 4	5 to 9	10 to 19	20 to 49	50 to 99	100 to 249	250 to 499	500 to 999	1,000 or more
<b>CHARLES</b>														
	<b>Total</b> .....	<b>29 433</b>	<b>167 030</b>	<b>708 828</b>	<b>2 408</b>	<b>1 168</b>	<b>547</b>	<b>344</b>	<b>230</b>	<b>83</b>	<b>32</b>	<b>3</b>	<b>1</b>	<b>-</b>
<b>11</b>	<b>Forestry, fishing, hunting, and agriculture support</b> .....	<b>25</b>	<b>77</b>	<b>326</b>	<b>8</b>	<b>6</b>	<b>2</b>	<b>-</b>	<b>-</b>	<b>-</b>	<b>-</b>	<b>-</b>	<b>-</b>	<b>-</b>
<b>21</b>	<b>Mining</b> .....	<b>133</b>	<b>1 172</b>	<b>5 273</b>	<b>3</b>	<b>-</b>	<b>-</b>	<b>-</b>	<b>2</b>	<b>1</b>	<b>-</b>	<b>-</b>	<b>-</b>	<b>-</b>
212	Mining (except oil & gas) .....	133	1 172	5 273	3	-	-	-	2	1	-	-	-	-
2123	Nonmetallic mineral mining & quarrying .....	133	1 172	5 273	3	-	-	-	2	1	-	-	-	-
21232	Sand, gravel, clay, refractory minerals mining .....	133	1 172	5 273	3	-	-	-	2	1	-	-	-	-
212321	Construction sand & gravel mining .....	133	1 172	5 273	3	-	-	-	2	1	-	-	-	-
<b>22</b>	<b>Utilities</b> .....	<b>(E)</b>	<b>(D)</b>	<b>(D)</b>	<b>5</b>	<b>2</b>	<b>-</b>	<b>-</b>	<b>-</b>	<b>1</b>	<b>2</b>	<b>-</b>	<b>-</b>	<b>-</b>
221	Utilities .....	(E)	(D)	(D)	5	2	-	-	-	1	2	-	-	-
2211	Elec pwr generation, transmsn & distribution ...	(E)	(D)	(D)	4	1	-	-	-	1	2	-	-	-
22111	Electric power generation .....	(C)	(D)	(D)	1	-	-	-	-	-	1	-	-	-
22112	Electric pwr transmsn, control & distribution ..	(E)	(D)	(D)	3	1	-	-	-	1	1	-	-	-
<b>23</b>	<b>Construction</b> .....	<b>3 712</b>	<b>24 053</b>	<b>107 732</b>	<b>397</b>	<b>223</b>	<b>81</b>	<b>52</b>	<b>31</b>	<b>7</b>	<b>1</b>	<b>2</b>	<b>-</b>	<b>-</b>
233	Building, developing & general contracting .....	568	4 122	17 849	108	75	19	7	6	1	-	-	-	-
2332	Residential building construction .....	(E)	(D)	(D)	87	64	14	7	1	1	-	-	-	-
23321	Single-family housing construction .....	309	2 062	8 362	81	60	13	7	1	-	-	-	-	-
233210	Single-family housing construction .....	309	2 062	8 362	81	60	13	7	1	-	-	-	-	-
2333	Nonresidential building construction .....	172	1 436	6 598	16	8	3	-	5	-	-	-	-	-
23332	Commercial & institutional bldg construction ..	163	1 379	6 330	13	6	2	-	5	-	-	-	-	-
233320	Commercial & institutional bldg construction ..	163	1 379	6 330	13	6	2	-	5	-	-	-	-	-
234	Heavy construction .....	658	4 902	22 309	19	5	4	5	3	-	1	1	-	-
2341	Highway, street, bridge & tunnel construction ...	512	4 143	18 704	7	2	-	2	1	-	1	1	-	-
23411	Highway & street construction .....	512	4 143	18 704	7	2	-	2	1	-	1	1	-	-
234110	Highway & street construction .....	512	4 143	18 704	7	2	-	2	1	-	1	1	-	-
2349	Other heavy construction .....	146	759	3 605	12	3	4	3	2	-	-	-	-	-
235	Special trade contractors .....	2 486	15 029	67 574	270	143	58	40	22	6	-	1	-	-
2351	Plumbing, heating & AC contractor .....	402	2 681	12 788	51	30	7	8	5	1	-	-	-	-
23511	Plumbing, heating & AC contractor .....	402	2 681	12 788	51	30	7	8	5	1	-	-	-	-
235110	Plumbing, heating & AC contractor .....	402	2 681	12 788	51	30	7	8	5	1	-	-	-	-
2352	Painting & wall covering contractors .....	137	683	3 329	23	12	5	6	-	-	-	-	-	-
23521	Painting & wall covering contractors .....	137	683	3 329	23	12	5	6	-	-	-	-	-	-
235210	Painting & wall covering contractors .....	137	683	3 329	23	12	5	6	-	-	-	-	-	-
2353	Electrical contractors .....	404	3 499	14 444	44	22	9	6	6	1	-	-	-	-
23531	Electrical contractors .....	404	3 499	14 444	44	22	9	6	6	1	-	-	-	-
235310	Electrical contractors .....	404	3 499	14 444	44	22	9	6	6	1	-	-	-	-
2354	Masonry, drywall, insulation, tile contractors ...	619	2 656	12 298	30	14	4	6	4	1	-	1	-	-
23541	Masonry & stone contractors .....	203	1 222	6 088	17	6	3	5	2	1	-	-	-	-
235410	Masonry & stone contractors .....	203	1 222	6 088	17	6	3	5	2	1	-	-	-	-
23542	Drywall, acoustical & insulation contractors ...	416	1 434	6 210	13	8	1	1	2	-	-	1	-	-
235420	Drywall, acoustical & insulation contractors ...	416	1 434	6 210	13	8	1	1	2	-	-	1	-	-
2355	Carpentry & floor contractors .....	189	818	3 596	43	23	15	5	-	-	-	-	-	-
23551	Carpentry contractors .....	146	572	2 616	33	17	12	4	-	-	-	-	-	-
235510	Carpentry contractors .....	146	572	2 616	33	17	12	4	-	-	-	-	-	-
2356	Roofing, siding, & sheet metal contractors .....	139	1 067	4 906	18	10	4	1	3	-	-	-	-	-
23561	Roofing, siding, & sheet metal contractors ...	139	1 067	4 906	18	10	4	1	3	-	-	-	-	-
235610	Roofing, siding, & sheet metal contractors ...	139	1 067	4 906	18	10	4	1	3	-	-	-	-	-
2357	Concrete contractors .....	168	944	4 204	15	6	3	3	3	-	-	-	-	-
23571	Concrete contractors .....	168	944	4 204	15	6	3	3	3	-	-	-	-	-
235710	Concrete contractors .....	168	944	4 204	15	6	3	3	3	-	-	-	-	-
2359	Other special trade contractors .....	402	2 521	11 009	43	25	10	4	1	3	-	-	-	-
23593	Excavation contractors .....	147	704	3 464	20	14	3	2	-	1	-	-	-	-
235930	Excavation contractors .....	147	704	3 464	20	14	3	2	-	1	-	-	-	-
23599	All other special trade contractors .....	173	1 242	5 582	17	9	4	2	1	1	-	-	-	-
235990	All other special trade contractors .....	173	1 242	5 582	17	9	4	2	1	1	-	-	-	-
<b>31-33</b>	<b>Manufacturing</b> .....	<b>863</b>	<b>7 501</b>	<b>29 255</b>	<b>51</b>	<b>18</b>	<b>14</b>	<b>5</b>	<b>12</b>	<b>-</b>	<b>2</b>	<b>-</b>	<b>-</b>	<b>-</b>
323	Printing & related support activities .....	492	4 657	18 445	17	6	5	-	4	-	2	-	-	-
3231	Printing & related support activities .....	492	4 657	18 445	17	6	5	-	4	-	2	-	-	-
32311	Printing .....	(E)	(D)	(D)	16	5	5	-	4	-	2	-	-	-
323110	Commercial lithographic printing .....	199	1 552	6 310	10	4	2	-	3	-	1	-	-	-
<b>42</b>	<b>Wholesale trade</b> .....	<b>913</b>	<b>6 684</b>	<b>28 909</b>	<b>84</b>	<b>39</b>	<b>19</b>	<b>13</b>	<b>9</b>	<b>4</b>	<b>-</b>	<b>-</b>	<b>-</b>	<b>-</b>
421	Wholesale trade, durable goods .....	599	3 929	17 444	64	30	15	11	6	2	-	-	-	-
4211	Motor vehicle, motor vehicle pt & supply whsle .	111	651	3 006	14	7	2	4	1	-	-	-	-	-
4218	Machinery, equipment & supplies whsle .....	114	887	3 994	13	5	3	4	1	-	-	-	-	-
422	Wholesale trade, nondurable goods .....	314	2 755	11 465	20	9	4	2	3	2	-	-	-	-
4224	Grocery & related product whsle .....	114	1 200	4 791	6	3	1	-	1	1	-	-	-	-
42249	Other grocery & related products whsle .....	(C)	(D)	(D)	4	2	-	-	1	1	-	-	-	-

See footnotes at end of table.

**Table 6. Counties—Employees, Payroll, and Establishments by Industry: 2000—Con.**

[Excludes most government employees, railroad employees, and self-employed persons. Size class 1 to 4 includes establishments with payroll, but no employees, during mid-March pay period. (D) denotes figures withheld to avoid disclosing data for individual companies; the data are included in broader industry totals. Detailed industries with 100 or more employees are shown if industry was not a (D). For explanation of terms, abbreviations, and data reliability/comparability, see introductory text]

NAICS code	Industry	Number of employees for week including March 12	Payroll (\$1,000)		Total number of establishments	Number of establishments by employment-size class								
			First quarter	Annual		1 to 4	5 to 9	10 to 19	20 to 49	50 to 99	100 to 249	250 to 499	500 to 999	1,000 or more
<b>CHARLES—Con.</b>														
<b>44-45</b>	<b>Retail trade</b> .....	<b>8 164</b>	<b>39 389</b>	<b>167 584</b>	<b>472</b>	<b>152</b>	<b>122</b>	<b>107</b>	<b>56</b>	<b>18</b>	<b>16</b>	<b>1</b>	—	—
441	Motor vehicle & parts dealers .....	1 175	8 592	37 943	50	9	17	10	10	—	4	—	—	—
4411	Automobile dealers .....	766	6 125	26 973	15	2	5	—	4	—	4	—	—	—
44111	New car dealers .....	732	5 830	25 795	9	—	1	—	4	—	4	—	—	—
441110	New car dealers .....	732	5 830	25 795	9	—	1	—	4	—	4	—	—	—
4413	Automotive parts, accessories & tire stores .....	351	2 195	8 556	28	3	11	9	5	—	—	—	—	—
44131	Automotive parts, accessories & tire stores .....	223	1 058	4 357	16	3	4	5	4	—	—	—	—	—
441310	Automotive parts, accessories & tire stores .....	223	1 058	4 357	16	3	4	5	4	—	—	—	—	—
44132	Tire dealers .....	128	1 137	4 199	12	—	7	4	1	—	—	—	—	—
441320	Tire dealers .....	128	1 137	4 199	12	—	7	4	1	—	—	—	—	—
442	Furniture & home furnishing stores .....	354	1 809	8 593	31	10	9	7	4	1	—	—	—	—
4421	Furniture stores .....	155	588	3 258	13	4	4	3	1	1	—	—	—	—
44211	Furniture stores .....	155	588	3 258	13	4	4	3	1	1	—	—	—	—
442110	Furniture stores .....	155	588	3 258	13	4	4	3	1	1	—	—	—	—
4422	Home furnishings stores .....	199	1 221	5 335	18	6	5	4	3	—	—	—	—	—
44221	Floor covering stores .....	109	839	3 750	10	5	1	2	2	—	—	—	—	—
442210	Floor covering stores .....	109	839	3 750	10	5	1	2	2	—	—	—	—	—
443	Electronics & appliance stores .....	223	1 854	7 431	16	5	5	4	1	1	—	—	—	—
4431	Electronics & appliance stores .....	223	1 854	7 431	16	5	5	4	1	1	—	—	—	—
44311	Appliance, TV & all other electronics stores ..	181	1 697	6 829	11	3	5	1	1	1	—	—	—	—
443112	Radio, television & other electronics stores .	151	1 513	5 994	6	1	3	—	1	1	—	—	—	—
444	Bldg material & garden equip & supp dealers .....	892	4 747	21 258	38	12	5	8	10	—	3	—	—	—
4441	Building material & supplies dealers .....	839	4 606	20 625	34	11	4	8	8	—	3	—	—	—
44411	Home centers .....	(E)	(D)	(D)	2	—	—	—	—	—	2	—	—	—
44419	Other building material dealers .....	437	2 663	12 645	22	5	2	8	6	—	1	—	—	—
444190	Other building material dealers .....	437	2 663	12 645	22	5	2	8	6	—	1	—	—	—
445	Food & beverage stores .....	1 246	6 183	25 597	69	28	15	12	4	8	2	—	—	—
4451	Grocery stores .....	1 076	5 516	22 555	39	13	5	8	3	8	2	—	—	—
44511	Grocery (except convenience) stores .....	918	4 941	19 920	22	5	3	3	1	8	2	—	—	—
445110	Grocery (except convenience) stores .....	918	4 941	19 920	22	5	3	3	1	8	2	—	—	—
44512	Convenience stores .....	158	575	2 635	17	8	2	5	2	—	—	—	—	—
445120	Convenience stores .....	158	575	2 635	17	8	2	5	2	—	—	—	—	—
4453	Beer, wine & liquor stores .....	146	603	2 718	24	12	7	4	1	—	—	—	—	—
44531	Beer, wine & liquor stores .....	146	603	2 718	24	12	7	4	1	—	—	—	—	—
445310	Beer, wine & liquor stores .....	146	603	2 718	24	12	7	4	1	—	—	—	—	—
446	Health & personal care stores .....	342	1 645	6 804	31	11	6	8	6	—	—	—	—	—
4461	Health & personal care stores .....	342	1 645	6 804	31	11	6	8	6	—	—	—	—	—
44611	Pharmacies & drug stores .....	184	956	3 858	10	1	1	4	4	—	—	—	—	—
446110	Pharmacies & drug stores .....	184	956	3 858	10	1	1	4	4	—	—	—	—	—
447	Gasoline stations .....	423	1 534	6 277	45	14	14	10	7	—	—	—	—	—
4471	Gasoline stations .....	423	1 534	6 277	45	14	14	10	7	—	—	—	—	—
44711	Gasoline stations with convenience stores ..	196	565	2 357	19	5	5	6	3	—	—	—	—	—
447110	Gasoline stations with convenience stores .	196	565	2 357	19	5	5	6	3	—	—	—	—	—
44719	Other gasoline stations .....	227	969	3 920	26	9	9	4	4	—	—	—	—	—
447190	Other gasoline stations .....	227	969	3 920	26	9	9	4	4	—	—	—	—	—
448	Clothing & clothing accessories stores .....	763	2 419	9 813	68	20	20	20	7	1	—	—	—	—
4481	Clothing stores .....	579	1 550	6 420	40	11	8	13	7	1	—	—	—	—
44812	Women's clothing stores .....	139	302	1 185	11	3	2	5	1	—	—	—	—	—
448120	Women's clothing stores .....	139	302	1 185	11	3	2	5	1	—	—	—	—	—
44814	Family clothing stores .....	280	718	3 068	12	2	1	4	4	1	—	—	—	—
448140	Family clothing stores .....	280	718	3 068	12	2	1	4	4	1	—	—	—	—
4483	Jewelry, luggage & leather goods stores .....	107	620	2 242	14	4	5	5	—	—	—	—	—	—
44831	Jewelry stores .....	107	620	2 242	14	4	5	5	—	—	—	—	—	—
448310	Jewelry stores .....	107	620	2 242	14	4	5	5	—	—	—	—	—	—
451	Sporting goods, hobby, book & music stores .....	454	1 253	5 455	34	7	13	9	3	2	—	—	—	—
4511	Sporting goods, hobby, musical instrument stores .....	321	920	4 177	25	6	11	4	2	2	—	—	—	—
45111	Sporting goods stores .....	141	440	1 736	12	5	3	2	1	1	—	—	—	—
451110	Sporting goods stores .....	141	440	1 736	12	5	3	2	1	1	—	—	—	—
45112	Hobby, toy & game stores .....	131	323	1 677	7	1	4	—	1	1	—	—	—	—
451120	Hobby, toy & game stores .....	131	323	1 677	7	1	4	—	1	1	—	—	—	—
4512	Book, periodical & music stores .....	133	333	1 278	9	1	2	5	1	—	—	—	—	—
452	General merchandise stores .....	1 669	5 637	23 903	19	1	3	4	—	4	6	1	—	—
4521	Department stores .....	1 297	4 307	17 999	8	—	—	—	—	2	5	1	—	—
45211	Department stores .....	1 297	4 307	17 999	8	—	—	—	—	2	5	1	—	—
452110	Department stores .....	1 297	4 307	17 999	8	—	—	—	—	2	5	1	—	—
4529	Other general merchandise stores .....	372	1 330	5 904	11	1	3	4	—	2	1	—	—	—
45291	Warehouse clubs & superstores .....	(C)	(D)	(D)	2	—	—	—	—	1	1	—	—	—
45299	All other general merchandise stores .....	(C)	(D)	(D)	9	1	3	4	—	1	—	—	—	—
453	Miscellaneous store retailers .....	392	2 028	8 594	52	26	11	12	2	1	—	—	—	—
4532	Office supplies, stationery & gift stores .....	166	1 222	4 963	18	8	4	4	1	1	—	—	—	—
4539	Other miscellaneous store retailers .....	(C)	(D)	(D)	20	10	5	4	1	—	—	—	—	—
454	Nonstore retailers .....	231	1 688	5 916	19	9	4	3	2	—	1	—	—	—
4543	Direct selling establishments .....	(C)	(D)	(D)	15	6	3	3	2	—	1	—	—	—
45431	Fuel dealers .....	170	1 446	4 783	8	2	2	2	1	—	1	—	—	—

See footnotes at end of table.

**Table 6. Counties—Employees, Payroll, and Establishments by Industry: 2000—Con.**

[Excludes most government employees, railroad employees, and self-employed persons. Size class 1 to 4 includes establishments with payroll, but no employees, during mid-March pay period. (D) denotes figures withheld to avoid disclosing data for individual companies; the data are included in broader industry totals. Detailed industries with 100 or more employees are shown if industry was not a (D). For explanation of terms, abbreviations, and data reliability/comparability, see introductory text]

NAICS code	Industry	Number of employees for week including March 12	Payroll (\$1,000)		Total number of establishments	Number of establishments by employment-size class								
			First quarter	Annual		1 to 4	5 to 9	10 to 19	20 to 49	50 to 99	100 to 249	250 to 499	500 to 999	1,000 or more
<b>CHARLES—Con.</b>														
<b>48-49</b>	<b>Transportation &amp; warehousing</b>	<b>906</b>	<b>4 592</b>	<b>20 465</b>	<b>69</b>	<b>37</b>	<b>16</b>	<b>5</b>	<b>6</b>	<b>4</b>	<b>1</b>	—	—	—
484	Truck transportation	253	1 698	7 804	26	15	6	2	1	2	—	—	—	—
4842	Specialized freight trucking	203	1 275	6 098	19	11	4	2	—	2	—	—	—	—
48421	Used household & office goods moving	101	736	3 650	5	1	2	1	—	1	—	—	—	—
484210	Used household & office goods moving	101	736	3 650	5	1	2	1	—	1	—	—	—	—
485	Transit & ground passenger transportation	487	1 941	8 256	31	13	10	2	4	1	1	—	—	—
4854	School & employee bus transportation	440	1 575	6 591	24	8	9	2	3	1	1	—	—	—
48541	School & employee bus transportation	440	1 575	6 591	24	8	9	2	3	1	1	—	—	—
485410	School & employee bus transportation	440	1 575	6 591	24	8	9	2	3	1	1	—	—	—
493	Warehousing & storage	(C)	(D)	(D)	4	2	—	1	—	1	—	—	—	—
4931	Warehousing & storage	(C)	(D)	(D)	4	2	—	1	—	1	—	—	—	—
49311	General warehousing & storage	(C)	(D)	(D)	4	2	—	1	—	1	—	—	—	—
<b>51</b>	<b>Information</b>	<b>520</b>	<b>5 974</b>	<b>22 393</b>	<b>31</b>	<b>17</b>	<b>5</b>	<b>4</b>	<b>2</b>	<b>2</b>	<b>1</b>	—	—	—
511	Publishing industries	(C)	(D)	(D)	4	1	2	—	—	—	1	—	—	—
5111	Newspaper, periodical, book, database publishers	(C)	(D)	(D)	4	1	2	—	—	—	1	—	—	—
51111	Newspaper publishers	(C)	(D)	(D)	1	—	—	—	—	—	1	—	—	—
513	Broadcasting & telecommunications	255	3 653	13 754	17	10	2	1	2	2	—	—	—	—
5133	Telecommunications	199	2 946	11 633	13	7	2	1	1	2	—	—	—	—
51331	Wired telecommunications carriers	(C)	(D)	(D)	8	4	1	—	1	2	—	—	—	—
<b>52</b>	<b>Finance &amp; insurance</b>	<b>881</b>	<b>6 920</b>	<b>28 936</b>	<b>120</b>	<b>58</b>	<b>32</b>	<b>23</b>	<b>6</b>	<b>1</b>	—	—	—	—
522	Credit intermediation & related activities	661	5 409	22 346	67	19	23	19	5	1	—	—	—	—
5221	Depository credit intermediation	(E)	(D)	(D)	37	5	13	14	4	1	—	—	—	—
52211	Commercial banking	397	3 103	12 478	31	5	12	10	3	1	—	—	—	—
522110	Commercial banking	397	3 103	12 478	31	5	12	10	3	1	—	—	—	—
5222	Nondepository credit intermediation	156	1 706	7 364	26	11	10	4	1	—	—	—	—	—
52229	Other nondepository credit intermediation	(C)	(D)	(D)	24	9	10	4	1	—	—	—	—	—
522292	Real estate credit	128	1 447	6 400	19	5	9	4	1	—	—	—	—	—
524	Insurance carriers & related activities	(C)	(D)	(D)	48	36	8	4	—	—	—	—	—	—
5242	Agencies & other insurance related activities	(C)	(D)	(D)	43	34	7	2	—	—	—	—	—	—
52421	Insurance agencies & brokerages	135	802	3 753	42	33	7	2	—	—	—	—	—	—
524210	Insurance agencies & brokerages	135	802	3 753	42	33	7	2	—	—	—	—	—	—
<b>53</b>	<b>Real estate &amp; rental &amp; leasing</b>	<b>456</b>	<b>3 258</b>	<b>13 378</b>	<b>86</b>	<b>60</b>	<b>20</b>	<b>4</b>	<b>1</b>	—	<b>1</b>	—	—	—
531	Real estate	370	2 875	11 700	74	58	11	3	1	—	1	—	—	—
5311	Lessors of real estate	177	1 218	5 032	19	14	4	—	—	—	1	—	—	—
53111	Lessors of residential buildings & dwellings	(C)	(D)	(D)	6	3	2	—	—	—	1	—	—	—
<b>54</b>	<b>Professional, scientific &amp; technical services</b>	<b>1 287</b>	<b>10 524</b>	<b>47 971</b>	<b>198</b>	<b>130</b>	<b>33</b>	<b>18</b>	<b>13</b>	<b>4</b>	—	—	—	—
541	Professional, scientific & technical services	1 287	10 524	47 971	198	130	33	18	13	4	—	—	—	—
5411	Legal services	182	1 779	7 303	41	25	12	4	—	—	—	—	—	—
54111	Offices of lawyers	151	1 540	6 184	33	21	8	4	—	—	—	—	—	—
541110	Offices of lawyers	151	1 540	6 184	33	21	8	4	—	—	—	—	—	—
5412	Accounting, tax prep, bookkeep, payroll services	119	628	2 320	31	22	6	2	1	—	—	—	—	—
54121	Accounting, tax prep, bookkeep, payroll services	119	628	2 320	31	22	6	2	1	—	—	—	—	—
5413	Architectural, engineering & related services	471	3 880	18 373	34	18	3	5	5	3	—	—	—	—
54133	Engineering services	313	2 858	13 446	19	9	2	3	3	2	—	—	—	—
541330	Engineering services	313	2 858	13 446	19	9	2	3	3	2	—	—	—	—
5415	Computer systems design & related services	209	2 248	9 607	32	22	5	3	1	1	—	—	—	—
54151	Computer systems design & related services	209	2 248	9 607	32	22	5	3	1	1	—	—	—	—
541512	Computer systems design services	105	953	3 618	12	10	—	1	—	1	—	—	—	—
5416	Management, sci & tech consulting services	149	1 162	5 877	30	23	3	—	4	—	—	—	—	—
54161	Management consulting services	101	787	3 972	19	15	1	—	3	—	—	—	—	—
<b>55</b>	<b>Management of companies &amp; enterprises</b>	<b>52</b>	<b>526</b>	<b>2 457</b>	<b>6</b>	<b>2</b>	<b>3</b>	—	<b>1</b>	—	—	—	—	—
<b>56</b>	<b>Admin, support, waste mgt, remediation services</b>	<b>829</b>	<b>5 292</b>	<b>23 791</b>	<b>98</b>	<b>55</b>	<b>23</b>	<b>11</b>	<b>4</b>	<b>5</b>	—	—	—	—
561	Administrative & support services	589	2 918	13 303	89	52	23	9	3	2	—	—	—	—
5617	Services to buildings & dwellings	360	1 518	6 669	50	28	13	6	2	1	—	—	—	—
56172	Janitorial services	224	1 037	4 271	23	11	6	4	1	1	—	—	—	—
561720	Janitorial services	224	1 037	4 271	23	11	6	4	1	1	—	—	—	—
56173	Landscaping services	102	325	1 650	16	9	4	2	1	—	—	—	—	—
561730	Landscaping services	102	325	1 650	16	9	4	2	1	—	—	—	—	—
562	Waste management & remediation services	240	2 374	10 488	9	3	—	2	1	3	—	—	—	—
5629	Remediation & oth waste management services	(C)	(D)	(D)	2	—	—	—	1	1	—	—	—	—
56291	Remediation services	(C)	(D)	(D)	2	—	—	—	1	1	—	—	—	—
<b>61</b>	<b>Educational services</b>	<b>339</b>	<b>1 384</b>	<b>6 252</b>	<b>24</b>	<b>9</b>	<b>6</b>	<b>3</b>	<b>5</b>	<b>1</b>	—	—	—	—
611	Educational services	339	1 384	6 252	24	9	6	3	5	1	—	—	—	—
6111	Elementary & secondary schools	246	1 057	4 696	8	—	1	2	4	1	—	—	—	—
61111	Elementary & secondary schools	246	1 057	4 696	8	—	1	2	4	1	—	—	—	—
611110	Elementary & secondary schools	246	1 057	4 696	8	—	1	2	4	1	—	—	—	—

See footnotes at end of table.

**Table 6. Counties—Employees, Payroll, and Establishments by Industry: 2000—Con.**

[Excludes most government employees, railroad employees, and self-employed persons. Size class 1 to 4 includes establishments with payroll, but no employees, during mid-March pay period. (D) denotes figures withheld to avoid disclosing data for individual companies; the data are included in broader industry totals. Detailed industries with 100 or more employees are shown if industry was not a (D). For explanation of terms, abbreviations, and data reliability/comparability, see introductory text]

NAICS code	Industry	Number of employees for week including March 12	Payroll (\$1,000)		Total number of establishments	Number of establishments by employment-size class								
			First quarter	Annual		1 to 4	5 to 9	10 to 19	20 to 49	50 to 99	100 to 249	250 to 499	500 to 999	1,000 or more
<b>CHARLES—Con.</b>														
<b>62</b>	<b>Health care and social assistance</b> . . . . .	<b>3 478</b>	<b>22 802</b>	<b>93 481</b>	<b>259</b>	<b>115</b>	<b>77</b>	<b>41</b>	<b>16</b>	<b>4</b>	<b>5</b>	—	<b>1</b>	—
621	Ambulatory health care services . . . . .	1 369	10 771	47 052	181	82	62	26	8	3	—	—	—	—
6211	Offices of physicians . . . . .	655	6 158	27 247	90	40	32	12	5	1	—	—	—	—
62111	Offices of physicians (exc mental health) . . . . .	655	6 158	27 247	90	40	32	12	5	1	—	—	—	—
621111	Offices of physicians (exc mental health) . . . . .	641	5 952	26 512	86	37	31	12	5	1	—	—	—	—
6212	Offices of dentists . . . . .	253	1 684	7 438	39	15	18	5	1	—	—	—	—	—
62121	Offices of dentists . . . . .	253	1 684	7 438	39	15	18	5	1	—	—	—	—	—
621210	Offices of dentists . . . . .	253	1 684	7 438	39	15	18	5	1	—	—	—	—	—
6213	Offices of other health practitioners . . . . .	204	1 161	4 942	34	21	7	5	1	—	—	—	—	—
6216	Home health care services . . . . .	188	1 316	5 576	7	2	1	1	1	2	—	—	—	—
62161	Home health care services . . . . .	188	1 316	5 576	7	2	1	1	1	2	—	—	—	—
621610	Home health care services . . . . .	188	1 316	5 576	7	2	1	1	1	2	—	—	—	—
622	Hospitals . . . . .	(F)	(D)	(D)	1	—	—	—	—	—	—	—	1	—
6221	General medical & surgical hospitals . . . . .	(F)	(D)	(D)	1	—	—	—	—	—	—	—	1	—
62211	General medical & surgical hospitals . . . . .	(F)	(D)	(D)	1	—	—	—	—	—	—	—	1	—
623	Nursing & residential care facilities . . . . .	724	3 425	14 043	17	3	1	7	2	1	3	—	—	—
6231	Nursing care facilities . . . . .	467	2 337	9 658	4	1	—	—	—	1	2	—	—	—
62311	Nursing care facilities . . . . .	467	2 337	9 658	4	1	—	—	—	1	2	—	—	—
623110	Nursing care facilities . . . . .	467	2 337	9 658	4	1	—	—	—	1	2	—	—	—
6232	Residential mental retardation, health facil . . . . .	(C)	(D)	(D)	10	—	—	7	2	—	1	—	—	—
62321	Residential mental retardation facilities . . . . .	(C)	(D)	(D)	7	—	—	6	—	—	1	—	—	—
624	Social assistance . . . . .	(F)	(D)	(D)	60	30	14	8	6	—	2	—	—	—
6241	Individual & family services . . . . .	(E)	(D)	(D)	9	2	1	2	3	—	1	—	—	—
62419	Other individual & family services . . . . .	245	1 281	5 028	6	1	1	2	1	—	1	—	—	—
624190	Other individual & family services . . . . .	245	1 281	5 028	6	1	1	2	1	—	1	—	—	—
6243	Vocational rehabilitation services . . . . .	(C)	(D)	(D)	3	2	—	—	—	—	1	—	—	—
62431	Vocational rehabilitation services . . . . .	(C)	(D)	(D)	3	2	—	—	—	—	1	—	—	—
6244	Child day care services . . . . .	280	777	3 175	42	21	12	6	3	—	—	—	—	—
62441	Child day care services . . . . .	280	777	3 175	42	21	12	6	3	—	—	—	—	—
624410	Child day care services . . . . .	280	777	3 175	42	21	12	6	3	—	—	—	—	—
<b>71</b>	<b>Arts, entertainment &amp; recreation</b> . . . . .	<b>(E)</b>	<b>(D)</b>	<b>(D)</b>	<b>26</b>	<b>11</b>	<b>6</b>	<b>3</b>	<b>4</b>	<b>2</b>	—	—	—	—
713	Amusement, gambling & recreation industries . . . . .	(E)	(D)	(D)	23	9	5	3	4	2	—	—	—	—
7139	Other amusement & recreation industries . . . . .	(E)	(D)	(D)	22	9	5	2	4	2	—	—	—	—
71394	Fitness & recreational sports centers . . . . .	201	361	1 463	9	4	—	1	3	1	—	—	—	—
713940	Fitness & recreational sports centers . . . . .	201	361	1 463	9	4	—	1	3	1	—	—	—	—
<b>72</b>	<b>Accommodation &amp; food services</b> . . . . .	<b>4 035</b>	<b>9 954</b>	<b>41 753</b>	<b>176</b>	<b>57</b>	<b>27</b>	<b>23</b>	<b>42</b>	<b>24</b>	<b>3</b>	—	—	—
721	Accommodation . . . . .	211	681	2 977	19	10	2	3	3	1	—	—	—	—
7211	Traveler accommodation . . . . .	195	629	2 690	15	7	1	3	3	1	—	—	—	—
72111	Hotels (exc casino hotels) & motels . . . . .	195	629	2 690	15	7	1	3	3	1	—	—	—	—
721110	Hotels (exc casino hotels) & motels . . . . .	195	629	2 690	15	7	1	3	3	1	—	—	—	—
722	Food services & drinking places . . . . .	3 824	9 273	38 776	157	47	25	20	39	23	3	—	—	—
7221	Full-service restaurants . . . . .	2 259	5 856	24 060	64	12	15	5	11	18	3	—	—	—
72211	Full-service restaurants . . . . .	2 259	5 856	24 060	64	12	15	5	11	18	3	—	—	—
722110	Full-service restaurants . . . . .	2 259	5 856	24 060	64	12	15	5	11	18	3	—	—	—
7222	Limited-service eating places . . . . .	1 405	3 039	13 244	77	25	7	15	25	5	—	—	—	—
72221	Limited-service eating places . . . . .	1 405	3 039	13 244	77	25	7	15	25	5	—	—	—	—
722211	Limited-service restaurants . . . . .	1 325	2 795	12 142	67	20	6	12	24	5	—	—	—	—
7224	Drinking places (alcoholic beverages) . . . . .	102	171	668	7	4	1	—	2	—	—	—	—	—
72241	Drinking places (alcoholic beverages) . . . . .	102	171	668	7	4	1	—	2	—	—	—	—	—
722410	Drinking places (alcoholic beverages) . . . . .	102	171	668	7	4	1	—	2	—	—	—	—	—
<b>81</b>	<b>Other services (except public administration)</b> . . . . .	<b>1 879</b>	<b>8 741</b>	<b>37 284</b>	<b>262</b>	<b>151</b>	<b>59</b>	<b>29</b>	<b>18</b>	<b>5</b>	—	—	—	—
811	Repair & maintenance . . . . .	692	4 726	21 445	99	58	20	13	7	1	—	—	—	—
8111	Automotive repair & maintenance . . . . .	457	2 866	12 609	72	43	14	10	5	—	—	—	—	—
81111	Automotive mechanical & electrical R&M . . . . .	162	1 099	4 760	42	29	10	3	—	—	—	—	—	—
811111	General automotive repair . . . . .	131	847	3 828	36	26	7	3	—	—	—	—	—	—
81112	Automotive body, paint, interior & glass repair . . . . .	182	1 523	6 779	21	9	4	5	3	—	—	—	—	—
81119	Other automotive R&M . . . . .	113	244	1 070	9	5	—	2	2	—	—	—	—	—
8114	Personal & household goods R&M . . . . .	150	1 246	5 533	13	8	1	2	1	1	—	—	—	—
812	Personal & laundry services . . . . .	619	2 210	8 412	89	49	21	12	6	1	—	—	—	—
8121	Personal care services . . . . .	432	1 310	4 713	47	22	10	9	5	1	—	—	—	—
81211	Hair, nail & skin care services . . . . .	408	1 210	4 395	36	12	9	9	5	1	—	—	—	—
812112	Beauty salons . . . . .	398	1 171	4 222	33	10	8	9	5	1	—	—	—	—
8123	Drycleaning & laundry services . . . . .	104	499	1 800	21	14	5	1	1	—	—	—	—	—
813	Religious, grantmaking, civic, prof & like organizations . . . . .	568	1 805	7 427	74	44	18	4	5	3	—	—	—	—
8131	Religious organizations . . . . .	388	1 253	4 944	45	28	8	3	4	2	—	—	—	—
81311	Religious organizations . . . . .	388	1 253	4 944	45	28	8	3	4	2	—	—	—	—
813110	Religious organizations . . . . .	388	1 253	4 944	45	28	8	3	4	2	—	—	—	—
8134	Civic & social organizations . . . . .	110	198	938	12	4	7	—	—	1	—	—	—	—
81341	Civic & social organizations . . . . .	110	198	938	12	4	7	—	—	1	—	—	—	—
813410	Civic & social organizations . . . . .	110	198	938	12	4	7	—	—	1	—	—	—	—
<b>95</b>	<b>Auxiliaries (exc corporate, subsidiary &amp; regional mgt)</b> . . . . .	<b>83</b>	<b>731</b>	<b>3 124</b>	<b>4</b>	—	—	<b>2</b>	<b>2</b>	—	—	—	—	—
<b>99</b>	<b>Unclassified establishments</b> . . . . .	<b>(B)</b>	<b>(D)</b>	<b>(D)</b>	<b>29</b>	<b>26</b>	<b>2</b>	<b>1</b>	—	—	—	—	—	—

See footnotes at end of table.

**Table 6. Counties—Employees, Payroll, and Establishments by Industry: 2000—Con.**

[Excludes most government employees, railroad employees, and self-employed persons. Size class 1 to 4 includes establishments with payroll, but no employees, during mid-March pay period. (D) denotes figures withheld to avoid disclosing data for individual companies; the data are included in broader industry totals. Detailed industries with 100 or more employees are shown if industry was not a (D). For explanation of terms, abbreviations, and data reliability/comparability, see introductory text]

NAICS code	Industry	Number of employees for week including March 12	Payroll (\$1,000)		Total number of establishments	Number of establishments by employment-size class								
			First quarter	Annual		1 to 4	5 to 9	10 to 19	20 to 49	50 to 99	100 to 249	250 to 499	500 to 999	1,000 or more
<b>DORCHESTER</b>														
	<b>Total</b> .....	<b>9 651</b>	<b>58 084</b>	<b>249 845</b>	<b>713</b>	<b>395</b>	<b>147</b>	<b>86</b>	<b>53</b>	<b>14</b>	<b>11</b>	<b>5</b>	<b>2</b>	<b>-</b>
11	<b>Forestry, fishing, hunting, and agriculture support</b> .....	(B)	(D)	(D)	4	2	1	-	1	-	-	-	-	-
21	<b>Mining</b> .....	(A)	(D)	(D)	2	1	-	1	-	-	-	-	-	-
22	<b>Utilities</b> .....	(B)	(D)	(D)	2	-	1	-	1	-	-	-	-	-
23	<b>Construction</b> .....	<b>541</b>	<b>2 731</b>	<b>13 404</b>	<b>89</b>	<b>61</b>	<b>15</b>	<b>6</b>	<b>6</b>	<b>-</b>	<b>1</b>	<b>-</b>	<b>-</b>	<b>-</b>
233	Building, developing & general contracting .....	127	508	2 134	35	28	5	1	1	-	-	-	-	-
2332	Residential building construction .....	108	410	1 688	28	22	4	1	1	-	-	-	-	-
23321	Single-family housing construction .....	108	410	1 688	28	22	4	1	1	-	-	-	-	-
233210	Single-family housing construction .....	108	410	1 688	28	22	4	1	1	-	-	-	-	-
235	Special trade contractors .....	331	1 760	8 614	45	28	9	4	3	-	1	-	-	-
2353	Electrical contractors .....	166	1 129	5 597	10	4	2	2	1	-	1	-	-	-
23531	Electrical contractors .....	166	1 129	5 597	10	4	2	2	1	-	1	-	-	-
235310	Electrical contractors .....	166	1 129	5 597	10	4	2	2	1	-	1	-	-	-
31-33	<b>Manufacturing</b> .....	<b>3 393</b>	<b>25 734</b>	<b>111 566</b>	<b>48</b>	<b>15</b>	<b>7</b>	<b>9</b>	<b>5</b>	<b>2</b>	<b>5</b>	<b>3</b>	<b>2</b>	<b>-</b>
311	Food mfg .....	1 610	10 002	44 742	19	6	4	2	1	1	3	1	1	-
3114	Fruit & veg preserving & specialty food mfg .....	(E)	(D)	(D)	3	1	-	-	-	-	2	-	-	-
31142	Fruit & veg canning, pickling & drying .....	(E)	(D)	(D)	3	1	-	-	-	-	2	-	-	-
3116	Animal slaughtering & processing .....	(F)	(D)	(D)	2	-	-	-	-	1	-	-	1	-
31161	Animal slaughtering & processing .....	(F)	(D)	(D)	2	-	-	-	-	1	-	-	1	-
3117	Seafood product preparation & packaging .....	522	3 000	12 793	11	5	3	2	-	-	-	1	-	-
31171	Seafood product preparation & packaging .....	522	3 000	12 793	11	5	3	2	-	-	-	1	-	-
3119	Other food mfg .....	(C)	(D)	(D)	1	-	-	-	-	-	1	-	-	-
31194	Seasoning & dressing mfg .....	(C)	(D)	(D)	1	-	-	-	-	-	1	-	-	-
323	Printing & related support activities .....	(E)	(D)	(D)	4	1	1	1	-	-	-	1	-	-
3231	Printing & related support activities .....	(E)	(D)	(D)	4	1	1	1	-	-	-	1	-	-
32311	Printing .....	(E)	(D)	(D)	4	1	1	1	-	-	-	1	-	-
326	Plastics & rubber products mfg .....	(C)	(D)	(D)	2	1	-	-	-	-	1	-	-	-
3261	Plastics product mfg .....	(C)	(D)	(D)	1	-	-	-	-	-	1	-	-	-
32619	Other plastics product mfg .....	(C)	(D)	(D)	1	-	-	-	-	-	1	-	-	-
332	Fabricated metal product mfg .....	514	5 448	24 019	6	1	-	3	-	-	1	1	-	-
3326	Spring & wire product mfg .....	(E)	(D)	(D)	2	-	-	-	-	-	1	1	-	-
33261	Spring & wire product mfg .....	(E)	(D)	(D)	2	-	-	-	-	-	1	1	-	-
335	Electrical equip, appliance & component mfg .....	(F)	(D)	(D)	1	-	-	-	-	-	-	-	1	-
3353	Electrical equipment mfg .....	(F)	(D)	(D)	1	-	-	-	-	-	-	-	1	-
33531	Electrical equipment mfg .....	(F)	(D)	(D)	1	-	-	-	-	-	-	-	1	-
42	<b>Wholesale trade</b> .....	<b>348</b>	<b>2 412</b>	<b>11 161</b>	<b>43</b>	<b>21</b>	<b>12</b>	<b>6</b>	<b>3</b>	<b>1</b>	<b>-</b>	<b>-</b>	<b>-</b>	<b>-</b>
421	Wholesale trade, durable goods .....	237	1 782	7 571	20	5	7	5	2	1	-	-	-	-
422	Wholesale trade, nondurable goods .....	111	630	3 590	23	16	5	1	1	-	-	-	-	-
44-45	<b>Retail trade</b> .....	<b>1 126</b>	<b>4 786</b>	<b>19 794</b>	<b>121</b>	<b>59</b>	<b>33</b>	<b>17</b>	<b>9</b>	<b>2</b>	<b>1</b>	<b>-</b>	<b>-</b>	<b>-</b>
441	Motor vehicle & parts dealers .....	122	778	3 259	17	10	4	1	2	-	-	-	-	-
445	Food & beverage stores .....	219	916	3 872	19	10	4	1	3	1	-	-	-	-
4451	Grocery stores .....	203	863	3 628	14	6	3	1	3	1	-	-	-	-
44511	Grocery (except convenience) stores .....	186	827	3 475	9	3	1	1	3	1	-	-	-	-
445110	Grocery (except convenience) stores .....	186	827	3 475	9	3	1	1	3	1	-	-	-	-
447	Gasoline stations .....	161	625	2 486	19	5	8	5	1	-	-	-	-	-
4471	Gasoline stations .....	161	625	2 486	19	5	8	5	1	-	-	-	-	-
44711	Gasoline stations with convenience stores .....	107	282	1 191	13	2	7	4	-	-	-	-	-	-
447110	Gasoline stations with convenience stores .....	107	282	1 191	13	2	7	4	-	-	-	-	-	-
452	General merchandise stores .....	279	882	3 753	7	2	2	-	1	1	-	-	-	-
4521	Department stores .....	(C)	(D)	(D)	2	-	-	-	-	1	1	-	-	-
45211	Department stores .....	(C)	(D)	(D)	2	-	-	-	-	1	1	-	-	-
48-49	<b>Transportation &amp; warehousing</b> .....	<b>446</b>	<b>2 828</b>	<b>12 379</b>	<b>45</b>	<b>29</b>	<b>7</b>	<b>3</b>	<b>3</b>	<b>3</b>	<b>-</b>	<b>-</b>	<b>-</b>	<b>-</b>
484	Truck transportation .....	350	2 467	10 594	24	11	5	3	2	3	-	-	-	-
4841	General freight trucking .....	240	1 885	7 953	15	7	2	3	1	2	-	-	-	-
48412	General freight trucking, long-distance .....	164	1 607	6 692	10	3	2	3	1	1	-	-	-	-
484122	General freight trucking, long-distance, LTL .....	111	1 198	5 000	3	-	-	2	-	1	-	-	-	-
4842	Specialized freight trucking .....	110	582	2 641	9	4	3	-	1	1	-	-	-	-
48422	Specialized freight (exc used) trucking, local .....	(C)	(D)	(D)	8	4	2	-	1	1	-	-	-	-
51	<b>Information</b> .....	<b>114</b>	<b>782</b>	<b>3 226</b>	<b>12</b>	<b>5</b>	<b>1</b>	<b>4</b>	<b>2</b>	<b>-</b>	<b>-</b>	<b>-</b>	<b>-</b>	<b>-</b>
52	<b>Finance &amp; insurance</b> .....	<b>253</b>	<b>1 982</b>	<b>8 852</b>	<b>32</b>	<b>16</b>	<b>9</b>	<b>4</b>	<b>3</b>	<b>-</b>	<b>-</b>	<b>-</b>	<b>-</b>	<b>-</b>
522	Credit intermediation & related activities .....	(C)	(D)	(D)	20	9	7	3	1	-	-	-	-	-
5221	Depository credit intermediation .....	(C)	(D)	(D)	18	7	7	3	1	-	-	-	-	-
52211	Commercial banking .....	143	968	3 887	16	5	7	3	1	-	-	-	-	-
522110	Commercial banking .....	143	968	3 887	16	5	7	3	1	-	-	-	-	-
524	Insurance carriers & related activities .....	(C)	(D)	(D)	12	7	2	1	2	-	-	-	-	-
53	<b>Real estate &amp; rental &amp; leasing</b> .....	<b>122</b>	<b>499</b>	<b>2 109</b>	<b>23</b>	<b>16</b>	<b>5</b>	<b>1</b>	<b>-</b>	<b>1</b>	<b>-</b>	<b>-</b>	<b>-</b>	<b>-</b>
54	<b>Professional, scientific &amp; technical services</b> .....	<b>186</b>	<b>1 084</b>	<b>4 765</b>	<b>43</b>	<b>30</b>	<b>9</b>	<b>4</b>	<b>-</b>	<b>-</b>	<b>-</b>	<b>-</b>	<b>-</b>	<b>-</b>
541	Professional, scientific & technical services .....	186	1 084	4 765	43	30	9	4	-	-	-	-	-	-
55	<b>Management of companies &amp; enterprises</b> .....	<b>(B)</b>	<b>(D)</b>	<b>(D)</b>	<b>1</b>	<b>-</b>	<b>-</b>	<b>-</b>	<b>1</b>	<b>-</b>	<b>-</b>	<b>-</b>	<b>-</b>	<b>-</b>

See footnotes at end of table.

**Table 6. Counties—Employees, Payroll, and Establishments by Industry: 2000—Con.**

[Excludes most government employees, railroad employees, and self-employed persons. Size class 1 to 4 includes establishments with payroll, but no employees, during mid-March pay period. (D) denotes figures withheld to avoid disclosing data for individual companies; the data are included in broader industry totals. Detailed industries with 100 or more employees are shown if industry was not a (D). For explanation of terms, abbreviations, and data reliability/comparability, see introductory text]

NAICS code	Industry	Number of employees for week including March 12	Payroll (\$1,000)		Total number of establishments	Number of establishments by employment-size class									
			First quarter	Annual		1 to 4	5 to 9	10 to 19	20 to 49	50 to 99	100 to 249	250 to 499	500 to 999	1,000 or more	
<b>DORCHESTER—Con.</b>															
<b>56</b>	<b>Admin, support, waste mgmt, remediation services</b>	<b>368</b>	<b>966</b>	<b>4 804</b>	<b>23</b>	<b>15</b>	<b>4</b>	<b>1</b>	<b>1</b>	—	<b>2</b>	—	—	—	
561	Administrative & support services	(E)	(D)	(D)	22	15	4	1	—	—	2	—	—	—	
5613	Employment services	(E)	(D)	(D)	4	—	1	1	—	—	2	—	—	—	
56131	Employment placement agencies	(E)	(D)	(D)	2	—	—	—	—	—	2	—	—	—	
<b>61</b>	<b>Educational services</b>	<b>(A)</b>	<b>(D)</b>	<b>(D)</b>	<b>2</b>	<b>2</b>	—	—	—	—	—	—	—	—	
<b>62</b>	<b>Health care and social assistance</b>	<b>1 513</b>	<b>10 363</b>	<b>41 113</b>	<b>68</b>	<b>27</b>	<b>17</b>	<b>11</b>	<b>7</b>	<b>2</b>	<b>2</b>	<b>2</b>	—	—	
621	Ambulatory health care services	298	1 906	7 712	40	20	13	4	2	1	—	—	—	—	
622	Hospitals	707	6 240	24 394	3	—	—	—	—	—	1	2	—	—	
6221	General medical & surgical hospitals	(E)	(D)	(D)	1	—	—	—	—	—	—	1	—	—	
62211	General medical & surgical hospitals	(E)	(D)	(D)	1	—	—	—	—	—	—	1	—	—	
6222	Psychiatric & substance abuse hospitals	(E)	(D)	(D)	2	—	—	—	—	—	1	1	—	—	
62221	Psychiatric & substance abuse hospitals	(E)	(D)	(D)	2	—	—	—	—	—	1	1	—	—	
623	Nursing & residential care facilities	(C)	(D)	(D)	7	1	3	1	1	—	1	—	—	—	
6231	Nursing care facilities	(C)	(D)	(D)	2	—	—	—	1	—	1	—	—	—	
62311	Nursing care facilities	(C)	(D)	(D)	2	—	—	—	1	—	1	—	—	—	
624	Social assistance	(E)	(D)	(D)	18	6	1	6	4	1	—	—	—	—	
6241	Individual & family services	(C)	(D)	(D)	6	—	—	3	2	1	—	—	—	—	
62411	Child & youth services	(C)	(D)	(D)	2	—	—	1	—	1	—	—	—	—	
<b>71</b>	<b>Arts, entertainment &amp; recreation</b>	<b>(B)</b>	<b>(D)</b>	<b>(D)</b>	<b>13</b>	<b>8</b>	<b>2</b>	<b>2</b>	<b>1</b>	—	—	—	—	—	
<b>72</b>	<b>Accommodation &amp; food services</b>	<b>604</b>	<b>1 399</b>	<b>6 127</b>	<b>49</b>	<b>20</b>	<b>7</b>	<b>12</b>	<b>8</b>	<b>2</b>	—	—	—	—	
722	Food services & drinking places	585	1 368	5 997	46	18	7	11	8	2	—	—	—	—	
7221	Full-service restaurants	289	625	2 865	18	6	2	5	4	1	—	—	—	—	
72211	Full-service restaurants	289	625	2 865	18	6	2	5	4	1	—	—	—	—	
722110	Full-service restaurants	289	625	2 865	18	6	2	5	4	1	—	—	—	—	
7222	Limited-service eating places	283	712	2 997	24	10	3	6	4	1	—	—	—	—	
72221	Limited-service eating places	283	712	2 997	24	10	3	6	4	1	—	—	—	—	
722211	Limited-service restaurants	244	562	2 301	16	5	1	5	4	1	—	—	—	—	
<b>81</b>	<b>Other services (except public administration)</b>	<b>412</b>	<b>1 068</b>	<b>4 516</b>	<b>83</b>	<b>60</b>	<b>16</b>	<b>4</b>	<b>2</b>	<b>1</b>	—	—	—	—	
811	Repair & maintenance	124	535	2 263	26	16	7	2	1	—	—	—	—	—	
8111	Automotive repair & maintenance	115	498	2 072	22	13	6	2	1	—	—	—	—	—	
813	Religious, grantmaking, civic, prof & like organizations	214	352	1 476	33	24	6	1	1	1	—	—	—	—	
8134	Civic & social organizations	115	103	448	9	5	3	—	—	1	—	—	—	—	
81341	Civic & social organizations	115	103	448	9	5	3	—	—	1	—	—	—	—	
813410	Civic & social organizations	115	103	448	9	5	3	—	—	1	—	—	—	—	
<b>99</b>	<b>Unclassified establishments</b>	<b>(B)</b>	<b>(D)</b>	<b>(D)</b>	<b>10</b>	<b>8</b>	<b>1</b>	<b>1</b>	—	—	—	—	—	—	
<b>FREDERICK</b>															
	<b>Total</b>	<b>72 344</b>	<b>532 590</b>	<b>2 246 229</b>	<b>4 938</b>	<b>2 603</b>	<b>1 018</b>	<b>622</b>	<b>435</b>	<b>147</b>	<b>81</b>	<b>23</b>	<b>5</b>	<b>4</b>	
<b>11</b>	<b>Forestry, fishing, hunting, and agriculture support</b>	<b>53</b>	<b>327</b>	<b>1 046</b>	<b>14</b>	<b>11</b>	<b>2</b>	<b>1</b>	—	—	—	—	—	—	
<b>21</b>	<b>Mining</b>	<b>(C)</b>	<b>(D)</b>	<b>(D)</b>	<b>3</b>	—	<b>1</b>	—	—	<b>2</b>	—	—	—	—	
212	Mining (except oil & gas)	(C)	(D)	(D)	3	—	1	—	—	2	—	—	—	—	
2123	Nonmetallic mineral mining & quarrying	(C)	(D)	(D)	2	—	—	—	—	2	—	—	—	—	
<b>22</b>	<b>Utilities</b>	<b>(C)</b>	<b>(D)</b>	<b>(D)</b>	<b>2</b>	—	<b>1</b>	—	—	—	<b>1</b>	—	—	—	
221	Utilities	(C)	(D)	(D)	2	—	1	—	—	—	1	—	—	—	
2211	Elec pwr generation, transmsn & distribution	(C)	(D)	(D)	1	—	—	—	—	—	1	—	—	—	
22112	Electric pwr transmsn, control & distribution	(C)	(D)	(D)	1	—	—	—	—	—	1	—	—	—	
<b>23</b>	<b>Construction</b>	<b>7 037</b>	<b>52 066</b>	<b>231 074</b>	<b>865</b>	<b>521</b>	<b>164</b>	<b>96</b>	<b>58</b>	<b>22</b>	<b>4</b>	—	—	—	
233	Building, developing & general contracting	1 635	14 064	57 981	263	168	54	28	9	3	1	—	—	—	
2332	Residential building construction	1 063	9 024	36 719	216	144	45	19	6	2	—	—	—	—	
23321	Single-family housing construction	1 024	8 781	35 831	206	137	43	18	6	2	—	—	—	—	
233210	Single-family housing construction	1 024	8 781	35 831	206	137	43	18	6	2	—	—	—	—	
2333	Nonresidential building construction	(F)	(D)	(D)	41	19	9	8	3	1	1	—	—	—	
23331	Mfg & industrial building construction	(C)	(D)	(D)	3	1	1	—	—	—	1	—	—	—	
23332	Commercial & institutional bldg construction	381	2 793	12 950	38	18	8	8	3	1	—	—	—	—	
233320	Commercial & institutional bldg construction	381	2 793	12 950	38	18	8	8	3	1	—	—	—	—	
234	Heavy construction	739	5 190	27 361	29	5	5	4	11	3	1	—	—	—	
2341	Highway, street, bridge & tunnel construction	259	1 684	9 522	10	1	1	3	3	2	—	—	—	—	
23411	Highway & street construction	(C)	(D)	(D)	9	1	1	3	3	1	—	—	—	—	
2349	Other heavy construction	480	3 506	17 839	19	4	4	1	8	1	1	—	—	—	
23491	Water, sewer & pipeline construction	142	1 012	5 289	7	2	1	—	3	1	—	—	—	—	
234910	Water, sewer & pipeline construction	142	1 012	5 289	7	2	1	—	3	1	—	—	—	—	
23499	All other heavy construction	241	1 949	10 008	7	1	2	1	2	—	1	—	—	—	
234990	All other heavy construction	241	1 949	10 008	7	1	2	1	2	—	1	—	—	—	

See footnotes at end of table.



**Table 6. Counties—Employees, Payroll, and Establishments by Industry: 2000—Con.**

[Excludes most government employees, railroad employees, and self-employed persons. Size class 1 to 4 includes establishments with payroll, but no employees, during mid-March pay period. (D) denotes figures withheld to avoid disclosing data for individual companies; the data are included in broader industry totals. Detailed industries with 100 or more employees are shown if industry was not a (D). For explanation of terms, abbreviations, and data reliability/comparability, see introductory text]

NAICS code	Industry	Number of employees for week including March 12	Payroll (\$1,000)		Total number of establishments	Number of establishments by employment-size class								
			First quarter	Annual		1 to 4	5 to 9	10 to 19	20 to 49	50 to 99	100 to 249	250 to 499	500 to 999	1,000 or more
<b>FREDERICK—Con.</b>														
<b>23</b>	<b>Construction—Con.</b>													
235	Special trade contractors	4 663	32 812	145 732	573	348	105	64	38	16	2	—	—	—
2351	Plumbing, heating & AC contractor	1 073	8 393	35 843	112	70	18	10	9	5	—	—	—	—
23511	Plumbing, heating & AC contractor	1 073	8 393	35 843	112	70	18	10	9	5	—	—	—	—
235110	Plumbing, heating & AC contractor	1 073	8 393	35 843	112	70	18	10	9	5	—	—	—	—
2352	Painting & wall covering contractors	210	1 459	6 387	53	38	8	6	1	—	—	—	—	—
23521	Painting & wall covering contractors	210	1 459	6 387	53	38	8	6	1	—	—	—	—	—
235210	Painting & wall covering contractors	210	1 459	6 387	53	38	8	6	1	—	—	—	—	—
2353	Electrical contractors	569	4 221	18 435	68	42	16	1	7	1	1	—	—	—
23531	Electrical contractors	569	4 221	18 435	68	42	16	1	7	1	1	—	—	—
235310	Electrical contractors	569	4 221	18 435	68	42	16	1	7	1	1	—	—	—
2354	Masonry, drywall, insulation, tile contractors	1 076	6 856	31 554	94	51	16	15	6	5	1	—	—	—
23541	Masonry & stone contractors	537	2 984	14 482	50	29	11	5	3	1	1	—	—	—
235410	Masonry & stone contractors	537	2 984	14 482	50	29	11	5	3	1	1	—	—	—
23542	Drywall, acoustical & insulation contractors	476	3 458	15 115	32	14	4	7	3	4	—	—	—	—
235420	Drywall, acoustical & insulation contractors	476	3 458	15 115	32	14	4	7	3	4	—	—	—	—
2355	Carpentry & floor contractors	555	3 901	15 399	95	60	19	12	3	1	—	—	—	—
23551	Carpentry contractors	501	3 453	13 567	83	52	17	10	3	1	—	—	—	—
235510	Carpentry contractors	501	3 453	13 567	83	52	17	10	3	1	—	—	—	—
2357	Concrete contractors	250	1 450	7 781	35	21	9	3	1	1	—	—	—	—
23571	Concrete contractors	250	1 450	7 781	35	21	9	3	1	1	—	—	—	—
235710	Concrete contractors	250	1 450	7 781	35	21	9	3	1	1	—	—	—	—
2359	Other special trade contractors	817	5 768	26 989	91	51	15	11	3	—	—	—	—	—
23592	Glass & glazing contractors	178	1 592	7 472	8	—	4	1	2	1	—	—	—	—
235920	Glass & glazing contractors	178	1 592	7 472	8	—	4	1	2	1	—	—	—	—
23593	Excavation contractors	273	1 699	8 478	39	24	7	3	5	—	—	—	—	—
235930	Excavation contractors	273	1 699	8 478	39	24	7	3	5	—	—	—	—	—
23599	All other special trade contractors	315	2 143	9 119	39	24	4	7	2	2	—	—	—	—
235990	All other special trade contractors	315	2 143	9 119	39	24	4	7	2	2	—	—	—	—
<b>31-33</b>	<b>Manufacturing</b>	<b>8 529</b>	<b>102 405</b>	<b>415 178</b>	<b>176</b>	<b>66</b>	<b>34</b>	<b>16</b>	<b>23</b>	<b>13</b>	<b>13</b>	<b>10</b>	<b>1</b>	<b>—</b>
311	Food mfg	439	4 320	17 772	9	3	1	2	—	1	2	—	—	—
3115	Dairy product mfg	(E)	(D)	(D)	2	—	—	—	—	1	1	—	—	—
31151	Dairy product (exc frozen) mfg	(E)	(D)	(D)	2	—	—	—	—	1	1	—	—	—
3118	Bakeries & tortilla mfg	(C)	(D)	(D)	6	3	1	1	—	—	1	—	—	—
31181	Bread & bakery product mfg	(C)	(D)	(D)	6	3	1	1	—	—	1	—	—	—
315	Apparel manufacturing	(E)	(D)	(D)	3	2	—	—	—	—	—	1	—	—
3152	Cut & sew apparel mfg	(E)	(D)	(D)	3	2	—	—	—	—	—	1	—	—
31522	Men's, boys' cut & sew apparel mfg	(E)	(D)	(D)	1	—	—	—	—	—	—	1	—	—
321	Wood product mfg	885	6 974	34 076	13	3	2	1	3	2	1	1	—	—
3212	Veneer, plywood & engineered wood product mfg	307	3 040	15 170	4	—	—	—	2	1	1	—	—	—
32121	Veneer, plywood & engineered wood product mfg	307	3 040	15 170	4	—	—	—	2	1	1	—	—	—
321214	Truss mfg	307	3 040	15 170	4	—	—	—	2	1	1	—	—	—
3219	Other wood product mfg	(F)	(D)	(D)	8	2	2	1	1	1	—	1	—	—
32191	Millwork	(C)	(D)	(D)	4	1	1	—	1	1	—	—	—	—
32199	All other wood product mfg	(E)	(D)	(D)	4	1	1	1	—	—	—	1	—	—
323	Printing & related support activities	1 095	8 326	34 022	28	12	8	3	1	2	—	1	1	—
3231	Printing & related support activities	1 095	8 326	34 022	28	12	8	3	1	2	—	1	1	—
32311	Printing	(G)	(D)	(D)	24	9	7	3	1	2	—	1	1	—
323110	Commercial lithographic printing	1 022	7 918	31 956	12	3	2	3	—	2	—	1	1	—
324	Petroleum & coal products mfg	(C)	(D)	(D)	3	1	1	—	—	—	1	—	—	—
3241	Petroleum & coal products mfg	(C)	(D)	(D)	3	1	1	—	—	—	1	—	—	—
32412	Asphalt paving, roofing & saturated mat mfg	(C)	(D)	(D)	3	1	1	—	—	—	1	—	—	—
325	Chemical mfg	954	32 557	119 559	7	2	—	2	—	—	1	2	—	—
3254	Pharmaceutical & medicine mfg	(F)	(D)	(D)	6	2	—	1	—	—	1	2	—	—
32541	Pharmaceutical & medicine mfg	(F)	(D)	(D)	6	2	—	1	—	—	1	2	—	—
327	Nonmetallic mineral product mfg	435	3 756	15 676	17	5	3	1	5	1	2	—	—	—
3273	Cement & concrete product mfg	392	3 394	13 832	13	4	2	—	4	1	2	—	—	—
32731	Cement mfg	(C)	(D)	(D)	1	—	—	—	—	—	1	—	—	—
32733	Concrete pipe, brick & block mfg	(C)	(D)	(D)	3	1	—	—	—	1	1	—	—	—
331	Primary metal mfg	(E)	(D)	(D)	3	1	1	—	—	—	—	1	—	—
3313	Alumina & aluminum production & processing	(E)	(D)	(D)	2	1	—	—	—	—	—	1	—	—
33131	Alumina & aluminum production & processing	(E)	(D)	(D)	2	1	—	—	—	—	—	1	—	—
332	Fabricated metal product mfg	936	6 762	28 865	18	7	5	1	1	1	2	1	—	—
3323	Architectural & structural metals mfg	790	5 375	22 644	7	3	1	—	—	—	2	1	—	—
33231	Plate work & fabricated structural prod mfg	(E)	(D)	(D)	4	2	1	—	—	—	—	1	—	—
33232	Ornamental & architectural metal prod mfg	(E)	(D)	(D)	3	1	—	—	—	—	2	—	—	—
3327	Mach shops, turn prod, screw, nut, bolt mfg	(C)	(D)	(D)	9	4	3	1	—	1	—	—	—	—
33271	Machine shops	(C)	(D)	(D)	9	4	3	1	—	1	—	—	—	—
333	Machinery mfg	734	6 381	28 872	11	2	4	—	—	2	2	1	—	—
3334	HVAC & commercial refrigeration equipment mfg	546	4 491	20 310	3	—	—	—	—	—	2	1	—	—
33341	HVAC & commercial refrigeration equipment mfg	546	4 491	20 310	3	—	—	—	—	—	2	1	—	—
333415	AC, warm air htg & commercial refig equip mfg	546	4 491	20 310	3	—	—	—	—	—	2	1	—	—

See footnotes at end of table.

**Table 6. Counties—Employees, Payroll, and Establishments by Industry: 2000—Con.**

[Excludes most government employees, railroad employees, and self-employed persons. Size class 1 to 4 includes establishments with payroll, but no employees, during mid-March pay period. (D) denotes figures withheld to avoid disclosing data for individual companies; the data are included in broader industry totals. Detailed industries with 100 or more employees are shown if industry was not a (D). For explanation of terms, abbreviations, and data reliability/comparability, see introductory text]

NAICS code	Industry	Number of employees for week including March 12	Payroll (\$1,000)		Total number of establishments	Number of establishments by employment-size class								
			First quarter	Annual		1 to 4	5 to 9	10 to 19	20 to 49	50 to 99	100 to 249	250 to 499	500 to 999	1,000 or more
<b>FREDERICK—Con.</b>														
<b>31-33 Manufacturing—Con.</b>														
334	Computer & electronic product mfg . . . . .	1 626	20 296	78 289	25	4	3	3	9	3	1	2	—	—
3342	Communications equipment mfg . . . . .	586	9 710	36 269	7	—	—	—	5	1	—	1	—	—
33422	Radio, TV broadcast & wireless comm equip mfg . . . . .	467	7 981	27 443	3	—	—	—	1	1	—	1	—	—
334220	Radio, TV broadcast & wireless comm equip mfg . . . . .	467	7 981	27 443	3	—	—	—	1	1	—	1	—	—
3344	Semiconductor & oth electronic component mfg . . . . .	(F)	(D)	(D)	10	2	2	1	3	1	—	1	—	—
33441	Semiconductor & oth electronic component mfg . . . . .	(F)	(D)	(D)	10	2	2	1	3	1	—	1	—	—
3345	Nav, measuring, medical, control instruments mfg . . . . .	(E)	(D)	(D)	4	1	1	—	—	1	1	—	—	—
33451	Nav, measuring, medical, control instruments mfg . . . . .	(E)	(D)	(D)	4	1	1	—	—	1	1	—	—	—
336	Transportation equipment mfg . . . . .	(C)	(D)	(D)	5	2	1	—	1	—	1	—	—	—
3364	Aerospace product & parts mfg . . . . .	(C)	(D)	(D)	1	—	—	—	—	—	1	—	—	—
33641	Aerospace product & parts mfg . . . . .	(C)	(D)	(D)	1	—	—	—	—	—	1	—	—	—
337	Furniture & related product mfg . . . . .	119	1 064	4 282	13	8	2	1	1	1	—	—	—	—
3371	HH & institutional furniture & kitchen cabinet mfg . . . . .	(C)	(D)	(D)	12	7	2	1	1	1	—	—	—	—
33711	Wood kitchen cabinet & countertop mfg . . . . .	112	1 019	4 097	9	4	2	1	1	1	—	—	—	—
337110	Wood kitchen cabinet & countertop mfg . . . . .	112	1 019	4 097	9	4	2	1	1	1	—	—	—	—
<b>42</b>	<b>Wholesale trade . . . . .</b>	<b>2 750</b>	<b>27 727</b>	<b>117 110</b>	<b>214</b>	<b>94</b>	<b>51</b>	<b>31</b>	<b>27</b>	<b>9</b>	<b>2</b>	<b>—</b>	<b>—</b>	<b>—</b>
421	Wholesale trade, durable goods . . . . .	2 204	23 073	97 476	160	68	37	25	21	7	2	—	—	—
4211	Motor vehicle, motor vehicle pt & supply whsle . . . . .	398	2 858	11 616	22	7	6	3	4	2	—	—	—	—
42111	Automobile & other motor vehicle whsle . . . . .	143	1 153	4 816	5	1	1	1	1	1	—	—	—	—
421110	Automobile & other motor vehicle whsle . . . . .	143	1 153	4 816	5	1	1	1	1	1	—	—	—	—
42112	Motor vehicle supplies & new parts whsle . . . . .	120	736	3 059	12	4	5	1	2	—	—	—	—	—
421120	Motor vehicle supplies & new parts whsle . . . . .	120	736	3 059	12	4	5	1	2	—	—	—	—	—
42113	Tire & tube whsle . . . . .	(C)	(D)	(D)	3	1	—	—	1	1	—	—	—	—
4213	Lumber & other construction materials whsle . . . . .	178	1 519	6 292	9	1	3	3	1	1	—	—	—	—
42131	Lumber, plywood, millwork & wood panel whsle . . . . .	156	1 371	5 627	6	1	1	2	1	1	—	—	—	—
421310	Lumber, plywood, millwork & wood panel whsle . . . . .	156	1 371	5 627	6	1	1	2	1	1	—	—	—	—
4214	Professional & commercial equip & supp whsle . . . . .	385	5 959	24 329	36	21	7	2	4	2	—	—	—	—
42143	Computer & peripheral equip & software whsle . . . . .	196	3 978	16 643	16	10	3	—	2	1	—	—	—	—
421430	Computer & peripheral equip & software whsle . . . . .	196	3 978	16 643	16	10	3	—	2	1	—	—	—	—
4216	Electrical goods whsle . . . . .	140	1 434	6 021	21	12	3	5	1	—	—	—	—	—
4217	Hardware, plumb & heating equip & sup whsle . . . . .	435	3 212	14 200	17	2	6	5	2	1	1	—	—	—
42171	Hardware whsle . . . . .	275	1 694	7 529	8	1	3	2	1	—	1	—	—	—
421710	Hardware whsle . . . . .	275	1 694	7 529	8	1	3	2	1	—	1	—	—	—
42172	Plumbing & heating equipment & supplies whsle . . . . .	119	1 102	4 721	4	—	1	1	1	1	—	—	—	—
421720	Plumbing & heating equipment & supplies whsle . . . . .	119	1 102	4 721	4	—	1	1	1	1	—	—	—	—
4218	Machinery, equipment & supplies whsle . . . . .	560	7 393	32 203	36	14	8	4	8	1	1	—	—	—
42182	Farm & garden machinery & equipment whsle . . . . .	116	714	3 529	7	3	—	1	3	—	—	—	—	—
421820	Farm & garden machinery & equipment whsle . . . . .	116	714	3 529	7	3	—	1	3	—	—	—	—	—
42183	Industrial machinery & equipment whsle . . . . .	307	5 235	22 163	13	4	3	1	3	1	1	—	—	—
421830	Industrial machinery & equipment whsle . . . . .	307	5 235	22 163	13	4	3	1	3	1	1	—	—	—
422	Wholesale trade, nondurable goods . . . . .	546	4 654	19 634	54	26	14	6	6	2	—	—	—	—
4224	Grocery & related product whsle . . . . .	343	3 231	13 878	16	6	3	—	5	2	—	—	—	—
42242	Packaged frozen food whsle . . . . .	(C)	(D)	(D)	3	1	—	—	1	1	—	—	—	—
42249	Other grocery & related products whsle . . . . .	154	1 800	6 723	7	2	1	—	3	1	—	—	—	—
422490	Other grocery & related products whsle . . . . .	154	1 800	6 723	7	2	1	—	3	1	—	—	—	—
4229	Miscellaneous nondurable goods whsle . . . . .	108	720	3 078	19	8	7	4	—	—	—	—	—	—
<b>44-45</b>	<b>Retail trade . . . . .</b>	<b>11 217</b>	<b>55 692</b>	<b>235 393</b>	<b>729</b>	<b>276</b>	<b>204</b>	<b>122</b>	<b>73</b>	<b>35</b>	<b>17</b>	<b>2</b>	<b>—</b>	<b>—</b>
441	Motor vehicle & parts dealers . . . . .	1 339	10 997	46 983	73	23	18	12	12	6	2	—	—	—
4411	Automobile dealers . . . . .	935	8 515	36 493	36	10	9	3	7	5	2	—	—	—
44111	New car dealers . . . . .	836	7 928	33 972	22	4	3	3	5	5	2	—	—	—
441110	New car dealers . . . . .	836	7 928	33 972	22	4	3	3	5	5	2	—	—	—
4412	Other motor vehicle dealers . . . . .	186	1 150	5 329	12	2	3	4	2	1	—	—	—	—
44122	Motorcycle & boat & other MV dealers . . . . .	101	630	2 706	8	2	2	2	2	—	—	—	—	—
4413	Automotive parts, accessories & tire stores . . . . .	218	1 332	5 161	25	11	6	5	3	—	—	—	—	—
44131	Automotive parts, accessories & tire stores . . . . .	136	783	3 065	18	10	4	3	1	—	—	—	—	—
441310	Automotive parts, accessories & tire stores . . . . .	136	783	3 065	18	10	4	3	1	—	—	—	—	—
442	Furniture & home furnishing stores . . . . .	526	3 829	14 561	33	12	8	9	2	1	1	—	—	—
4421	Furniture stores . . . . .	374	2 848	10 557	17	8	2	4	1	1	1	—	—	—
44211	Furniture stores . . . . .	374	2 848	10 557	17	8	2	4	1	1	1	—	—	—
442110	Furniture stores . . . . .	374	2 848	10 557	17	8	2	4	1	1	1	—	—	—
4422	Home furnishings stores . . . . .	152	981	4 004	16	4	6	5	1	—	—	—	—	—
443	Electronics & appliance stores . . . . .	282	1 548	6 350	34	23	8	1	—	1	1	—	—	—
4431	Electronics & appliance stores . . . . .	282	1 548	6 350	34	23	8	1	—	1	1	—	—	—
44311	Appliance, TV & all other electronics stores . . . . .	237	1 124	4 590	21	13	6	—	—	1	1	—	—	—
443112	Radio, television & other electronics stores . . . . .	214	1 014	4 113	15	8	5	—	—	1	1	—	—	—

See footnotes at end of table.

**Table 6. Counties—Employees, Payroll, and Establishments by Industry: 2000—Con.**

[Excludes most government employees, railroad employees, and self-employed persons. Size class 1 to 4 includes establishments with payroll, but no employees, during mid-March pay period. (D) denotes figures withheld to avoid disclosing data for individual companies; the data are included in broader industry totals. Detailed industries with 100 or more employees are shown if industry was not a (D). For explanation of terms, abbreviations, and data reliability/comparability, see introductory text]

NAICS code	Industry	Number of employees for week including March 12	Payroll (\$1,000)		Total number of establishments	Number of establishments by employment-size class																				
			First quarter	Annual		1 to 4	5 to 9	10 to 19	20 to 49	50 to 99	100 to 249	250 to 499	500 to 999	1,000 or more												
<b>FREDERICK—Con.</b>																										
<b>44-45 Retail trade—Con.</b>																										
444	Bldg material & garden equip & supp dealers . . . . .	1 201	8 706	39 307	81	34	16	18	9	2	2	—	—	—	—	—										
4441	Building material & supplies dealers . . . . .	914	7 024	32 091	56	27	11	9	5	2	2	—	—	—	—	—										
44411	Home centers . . . . .	(E)	(D)	(D)	4	1	1	—	1	—	1	—	—	—	—	—										
44419	Other building material dealers . . . . .	575	5 102	22 102	36	16	5	8	4	2	1	—	—	—	—	—										
444190	Other building material dealers . . . . .	575	5 102	22 102	36	16	5	8	4	2	1	—	—	—	—	—										
4442	Lawn & garden equip & supplies stores . . . . .	287	1 682	7 216	25	7	5	9	4	—	—	—	—	—	—	—										
44422	Nursery & garden centers . . . . .	272	1 613	6 873	21	5	3	9	4	—	—	—	—	—	—	—										
444220	Nursery & garden centers . . . . .	272	1 613	6 873	21	5	3	9	4	—	—	—	—	—	—	—										
445	Food & beverage stores . . . . .	2 341	9 532	41 131	109	41	28	12	10	13	5	—	—	—	—	—										
4451	Grocery stores . . . . .	2 049	8 578	36 516	61	17	13	5	8	13	5	—	—	—	—	—										
44511	Grocery (except convenience) stores . . . . .	1 903	8 202	34 958	42	9	6	2	7	13	5	—	—	—	—	—										
445110	Grocery (except convenience) stores . . . . .	1 903	8 202	34 958	42	9	6	2	7	13	5	—	—	—	—	—										
44512	Convenience stores . . . . .	146	376	1 558	19	8	7	3	1	—	—	—	—	—	—	—										
445120	Convenience stores . . . . .	146	376	1 558	19	8	7	3	1	—	—	—	—	—	—	—										
4453	Beer, wine & liquor stores . . . . .	194	635	3 036	32	14	13	4	1	—	—	—	—	—	—	—										
44531	Beer, wine & liquor stores . . . . .	194	635	3 036	32	14	13	4	1	—	—	—	—	—	—	—										
445310	Beer, wine & liquor stores . . . . .	194	635	3 036	32	14	13	4	1	—	—	—	—	—	—	—										
446	Health & personal care stores . . . . .	533	2 468	10 553	47	13	12	12	10	—	—	—	—	—	—	—										
4461	Health & personal care stores . . . . .	533	2 468	10 553	47	13	12	12	10	—	—	—	—	—	—	—										
44611	Pharmacies & drug stores . . . . .	339	1 705	7 354	21	3	2	8	8	—	—	—	—	—	—	—										
446110	Pharmacies & drug stores . . . . .	339	1 705	7 354	21	3	2	8	8	—	—	—	—	—	—	—										
447	Gasoline stations . . . . .	756	2 962	11 823	63	12	31	10	8	2	—	—	—	—	—	—										
4471	Gasoline stations . . . . .	756	2 962	11 823	63	12	31	10	8	2	—	—	—	—	—	—										
44711	Gasoline stations with convenience stores . . . . .	433	1 571	5 981	35	7	16	4	8	—	—	—	—	—	—	—										
447110	Gasoline stations with convenience stores . . . . .	433	1 571	5 981	35	7	16	4	8	—	—	—	—	—	—	—										
44719	Other gasoline stations . . . . .	323	1 391	5 842	28	5	15	6	—	2	—	—	—	—	—	—										
447190	Other gasoline stations . . . . .	323	1 391	5 842	28	5	15	6	—	2	—	—	—	—	—	—										
448	Clothing & clothing accessories stores . . . . .	613	2 225	10 312	86	35	31	16	3	1	—	—	—	—	—	—										
4481	Clothing stores . . . . .	419	1 391	6 264	50	19	16	11	3	1	—	—	—	—	—	—										
44812	Women's clothing stores . . . . .	143	382	1 459	19	5	8	6	—	—	—	—	—	—	—	—										
448120	Women's clothing stores . . . . .	143	382	1 459	19	5	8	6	—	—	—	—	—	—	—	—										
44814	Family clothing stores . . . . .	145	622	3 259	10	3	2	3	1	1	—	—	—	—	—	—										
448140	Family clothing stores . . . . .	145	622	3 259	10	3	2	3	1	1	—	—	—	—	—	—										
4482	Shoe stores . . . . .	103	334	1 288	17	8	5	4	—	—	—	—	—	—	—	—										
44821	Shoe stores . . . . .	103	334	1 288	17	8	5	4	—	—	—	—	—	—	—	—										
448210	Shoe stores . . . . .	103	334	1 288	17	8	5	4	—	—	—	—	—	—	—	—										
451	Sporting goods, hobby, book & music stores . . . . .	596	1 821	7 658	49	16	16	9	5	3	—	—	—	—	—	—										
4511	Sporting goods, hobby, musical instrument stores . . . . .	402	1 254	5 143	29	10	7	7	2	3	—	—	—	—	—	—										
45111	Sporting goods stores . . . . .	121	391	1 580	11	5	1	4	—	1	—	—	—	—	—	—										
451110	Sporting goods stores . . . . .	121	391	1 580	11	5	1	4	—	1	—	—	—	—	—	—										
45112	Hobby, toy & game stores . . . . .	195	519	2 187	11	3	4	1	1	2	—	—	—	—	—	—										
451120	Hobby, toy & game stores . . . . .	195	519	2 187	11	3	4	1	1	2	—	—	—	—	—	—										
4512	Book, periodical & music stores . . . . .	194	567	2 515	20	6	9	2	3	—	—	—	—	—	—	—										
45121	Book stores & news dealers . . . . .	127	394	1 784	10	5	1	1	3	—	—	—	—	—	—	—										
452	General merchandise stores . . . . .	1 932	6 788	27 654	24	1	9	2	—	4	6	2	—	—	—	—										
4521	Department stores . . . . .	1 555	5 364	21 806	10	—	—	—	—	4	4	2	—	—	—	—										
45211	Department stores . . . . .	1 555	5 364	21 806	10	—	—	—	—	4	4	2	—	—	—	—										
452110	Department stores . . . . .	1 555	5 364	21 806	10	—	—	—	—	4	4	2	—	—	—	—										
4529	Other general merchandise stores . . . . .	377	1 424	5 848	14	1	9	2	—	—	2	—	—	—	—	—										
45291	Warehouse clubs & superstores . . . . .	(E)	(D)	(D)	2	—	—	—	—	—	2	—	—	—	—	—										
453	Miscellaneous store retailers . . . . .	830	3 006	11 951	96	48	22	15	9	2	—	—	—	—	—	—										
4532	Office supplies, stationery & gift stores . . . . .	400	1 715	6 059	35	13	8	7	6	1	—	—	—	—	—	—										
45321	Office supplies & stationery stores . . . . .	198	1 237	4 184	8	1	1	1	4	1	—	—	—	—	—	—										
453210	Office supplies & stationery stores . . . . .	198	1 237	4 184	8	1	1	1	4	1	—	—	—	—	—	—										
45322	Gift, novelty & souvenir stores . . . . .	202	478	1 875	27	12	7	6	2	—	—	—	—	—	—	—										
453220	Gift, novelty & souvenir stores . . . . .	202	478	1 875	27	12	7	6	2	—	—	—	—	—	—	—										
4533	Used merchandise stores . . . . .	200	584	2 561	18	10	2	4	1	1	—	—	—	—	—	—										
45331	Used merchandise stores . . . . .	200	584	2 561	18	10	2	4	1	1	—	—	—	—	—	—										
453310	Used merchandise stores . . . . .	200	584	2 561	18	10	2	4	1	1	—	—	—	—	—	—										
4539	Other miscellaneous store retailers . . . . .	147	438	2 244	26	15	8	1	2	—	—	—	—	—	—	—										
454	Nonstore retailers . . . . .	268	1 810	7 110	34	18	5	6	5	—	—	—	—	—	—	—										
4543	Direct selling establishments . . . . .	213	1 390	5 200	25	12	5	4	4	—	—	—	—	—	—	—										
45431	Fuel dealers . . . . .	134	894	3 222	10	2	3	2	3	—	—	—	—	—	—	—										
454311	Heating oil dealers . . . . .	102	668	2 513	7	2	2	—	3	—	—	—	—	—	—	—										
<b>48-49 Transportation &amp; warehousing . . . . .</b>														<b>995</b>	<b>6 905</b>	<b>29 323</b>	<b>98</b>	<b>66</b>	<b>8</b>	<b>11</b>	<b>8</b>	<b>4</b>	<b>1</b>	—	—	—
484	Truck transportation . . . . .	823	5 796	24 569	69	46	4	8	6	4	1	—	—	—	—	—										
4841	General freight trucking . . . . .	435	3 310	13 420	31	20	2	3	4	1	1	—	—	—	—	—										
48412	General freight trucking, long-distance . . . . .	396	3 035	12 197	18	9	2	1	4	1	1	—	—	—	—	—										
4842	Specialized freight trucking . . . . .	388	2 486	11 149	38	26	2	5	2	3	—	—	—	—	—	—										
48421	Used household & office goods moving . . . . .	231	1 678	7 337	8	3	—	1	1	3	—	—	—	—	—	—										
484210	Used household & office goods moving . . . . .	231	1 678	7 337	8	3	—	1	1	3	—	—	—	—	—	—										

See footnotes at end of table.

**Table 6. Counties—Employees, Payroll, and Establishments by Industry: 2000—Con.**

[Excludes most government employees, railroad employees, and self-employed persons. Size class 1 to 4 includes establishments with payroll, but no employees, during mid-March pay period. (D) denotes figures withheld to avoid disclosing data for individual companies; the data are included in broader industry totals. Detailed industries with 100 or more employees are shown if industry was not a (D). For explanation of terms, abbreviations, and data reliability/comparability, see introductory text]

NAICS code	Industry	Number of employees for week including March 12	Payroll (\$1,000)		Total number of establishments	Number of establishments by employment-size class								
			First quarter	Annual		1 to 4	5 to 9	10 to 19	20 to 49	50 to 99	100 to 249	250 to 499	500 to 999	1,000 or more
<b>FREDERICK—Con.</b>														
<b>51</b>	<b>Information</b>	<b>1 607</b>	<b>16 692</b>	<b>64 737</b>	<b>104</b>	<b>54</b>	<b>15</b>	<b>23</b>	<b>5</b>	<b>2</b>	<b>5</b>	—	—	—
511	Publishing industries	390	3 538	13 964	25	11	6	5	2	—	1	—	—	—
5111	Newspaper, periodical, book, database publishers	312	2 526	10 472	16	8	4	1	2	—	1	—	—	—
51111	Newspaper publishers	(C)	(D)	(D)	4	1	1	—	1	—	1	—	—	—
513	Broadcasting & telecommunications	854	8 630	30 620	44	23	6	9	2	1	3	—	—	—
5132	Cable networks & program distribution	(C)	(D)	(D)	4	2	1	—	—	—	1	—	—	—
51322	Cable & other program distribution	(C)	(D)	(D)	4	2	1	—	—	—	1	—	—	—
5133	Telecommunications	625	6 753	24 166	35	19	4	8	1	1	2	—	—	—
51331	Wired telecommunications carriers	(E)	(D)	(D)	20	11	3	3	1	1	1	—	—	—
51332	Wireless telecom carriers (exc satellite)	(C)	(D)	(D)	9	5	—	3	—	—	1	—	—	—
514	Information & data processing services	300	4 352	19 505	26	15	2	7	—	1	1	—	—	—
5141	Information services	104	1 217	7 893	11	7	—	3	—	1	—	—	—	—
5142	Data processing services	196	3 135	11 612	15	8	2	4	—	—	1	—	—	—
51421	Data processing services	196	3 135	11 612	15	8	2	4	—	—	1	—	—	—
514210	Data processing services	196	3 135	11 612	15	8	2	4	—	—	1	—	—	—
<b>52</b>	<b>Finance &amp; insurance</b>	<b>8 258</b>	<b>80 994</b>	<b>320 914</b>	<b>250</b>	<b>122</b>	<b>69</b>	<b>32</b>	<b>12</b>	<b>5</b>	<b>2</b>	<b>3</b>	<b>3</b>	<b>2</b>
522	Credit intermediation & related activities	5 095	43 250	168 257	136	44	52	22	8	3	1	2	3	1
5221	Depository credit intermediation	(H)	(D)	(D)	84	17	41	12	6	2	1	2	2	1
52211	Commercial banking	2 267	18 189	63 407	72	12	39	12	5	1	1	1	—	1
522110	Commercial banking	2 267	18 189	63 407	72	12	39	12	5	1	1	1	—	1
52212	Savings institutions	(G)	(D)	(D)	6	1	—	—	1	1	—	1	2	—
5222	Nondepository credit intermediation	901	9 289	37 074	40	20	8	8	2	1	—	—	1	—
52229	Other nondepository credit intermediation	(F)	(D)	(D)	38	19	8	8	1	1	—	—	1	—
522292	Real estate credit	834	8 792	34 643	29	14	4	8	1	1	—	—	1	—
523	Security, commodity contracts & like activity	155	3 198	12 242	23	14	2	5	2	—	—	—	—	—
5231	Scrt'y & comdty contracts intermed & brokerage	(C)	(D)	(D)	15	6	2	5	2	—	—	—	—	—
52312	Securities brokerage	116	2 529	9 107	13	6	2	3	2	—	—	—	—	—
523120	Securities brokerage	116	2 529	9 107	13	6	2	3	2	—	—	—	—	—
524	Insurance carriers & related activities	3 008	34 546	140 415	91	64	15	5	2	2	1	1	—	1
5241	Insurance carriers	2 703	31 447	127 508	25	17	1	2	1	1	1	1	—	1
52411	Direct life, health, medical insurance carriers	(C)	(D)	(D)	6	3	—	1	1	1	—	—	—	—
52412	Other direct insurance carriers	(H)	(D)	(D)	19	14	1	1	—	—	1	1	—	1
5242	Agencies & other insurance related activities	305	3 099	12 907	66	47	14	3	1	1	—	—	—	—
52421	Insurance agencies & brokerages	255	2 318	10 289	58	43	13	—	1	1	—	—	—	—
524210	Insurance agencies & brokerages	255	2 318	10 289	58	43	13	—	1	1	—	—	—	—
<b>53</b>	<b>Real estate &amp; rental &amp; leasing</b>	<b>886</b>	<b>5 632</b>	<b>25 168</b>	<b>174</b>	<b>125</b>	<b>31</b>	<b>11</b>	<b>5</b>	<b>1</b>	<b>1</b>	—	—	—
531	Real estate	565	3 801	16 787	131	106	18	3	3	—	1	—	—	—
5311	Lessors of real estate	119	552	2 485	39	35	3	—	1	—	—	—	—	—
5312	Offices of real estate agents & brokers	135	846	4 438	44	36	7	—	1	—	—	—	—	—
53121	Offices of real estate agents & brokers	135	846	4 438	44	36	7	—	1	—	—	—	—	—
531210	Offices of real estate agents & brokers	135	846	4 438	44	36	7	—	1	—	—	—	—	—
5313	Activities related to real estate	311	2 403	9 864	48	35	8	3	1	—	1	—	—	—
53131	Real estate property managers	130	954	4 263	20	12	4	3	1	—	—	—	—	—
53139	Other activities related to real estate	149	1 178	4 457	14	11	2	—	—	—	1	—	—	—
531390	Other activities related to real estate	149	1 178	4 457	14	11	2	—	—	—	1	—	—	—
532	Rental & leasing services	(E)	(D)	(D)	42	19	13	7	2	1	—	—	—	—
5322	Consumer goods rental	157	399	1 980	21	8	7	5	1	—	—	—	—	—
53223	Video tape & disc rental	116	216	894	14	5	5	3	1	—	—	—	—	—
532230	Video tape & disc rental	116	216	894	14	5	5	3	1	—	—	—	—	—
<b>54</b>	<b>Professional, scientific &amp; technical services</b>	<b>4 922</b>	<b>45 622</b>	<b>202 727</b>	<b>575</b>	<b>399</b>	<b>99</b>	<b>41</b>	<b>23</b>	<b>8</b>	<b>3</b>	<b>1</b>	—	<b>1</b>
541	Professional, scientific & technical services	4 922	45 622	202 727	575	399	99	41	23	8	3	1	—	1
5411	Legal services	322	2 923	13 605	92	68	18	5	1	—	—	—	—	—
54111	Offices of lawyers	286	2 709	12 690	84	65	13	5	1	—	—	—	—	—
541110	Offices of lawyers	286	2 709	12 690	84	65	13	5	1	—	—	—	—	—
5412	Accounting, tax prep, bookkeep, payroll services	418	2 840	12 686	72	48	15	3	6	—	—	—	—	—
54121	Accounting, tax prep, bookkeep, payroll services	418	2 840	12 686	72	48	15	3	6	—	—	—	—	—
541211	Offices of certified public accountants	214	1 857	8 421	41	28	10	1	2	—	—	—	—	—
5413	Architectural, engineering & related services	1 098	8 863	39 853	98	61	14	13	6	3	—	1	—	—
54133	Engineering services	750	6 055	27 646	49	28	8	7	3	2	—	1	—	—
541330	Engineering services	750	6 055	27 646	49	28	8	7	3	2	—	1	—	—
54138	Testing laboratories	154	1 339	5 405	5	1	1	—	2	1	—	—	—	—
541380	Testing laboratories	154	1 339	5 405	5	1	1	—	2	1	—	—	—	—
5415	Computer systems design & related services	452	4 807	23 330	97	73	16	4	2	2	—	—	—	—
54151	Computer systems design & related services	452	4 807	23 330	97	73	16	4	2	2	—	—	—	—
541511	Custom computer programming services	270	3 067	12 329	47	37	6	1	2	—	—	—	—	—
541512	Computer systems design services	121	1 403	6 910	32	21	8	3	—	—	—	—	—	—
5416	Management, sci & tech consulting services	181	1 907	10 377	77	67	7	2	1	—	—	—	—	—
54161	Management consulting services	114	1 330	7 435	49	42	5	2	—	—	—	—	—	—
5417	Scientific R&D services	1 546	19 138	79 877	26	9	9	1	2	3	1	—	—	1
54171	R&D in physical, engineering & life sciences	(G)	(D)	(D)	25	9	9	1	2	3	—	—	—	1
54172	R&D in social sciences & humanities	(C)	(D)	(D)	1	—	—	—	—	—	1	—	—	—
5418	Advertising & related services	319	2 238	8 728	22	14	4	2	1	—	1	—	—	—
54186	Direct mail advertising	(E)	(D)	(D)	6	3	1	—	1	—	—	—	—	—
5419	Oth professional, scientific, technical services	531	2 541	12 563	65	38	11	11	4	—	1	—	—	—
54191	Marketing research & public opinion polling	(C)	(D)	(D)	3	—	—	1	1	—	1	—	—	—
54194	Veterinary services	231	1 150	5 363	23	5	7	8	3	—	—	—	—	—
541940	Veterinary services	231	1 150	5 363	23	5	7	8	3	—	—	—	—	—

See footnotes at end of table.

**Table 6. Counties—Employees, Payroll, and Establishments by Industry: 2000—Con.**

[Excludes most government employees, railroad employees, and self-employed persons. Size class 1 to 4 includes establishments with payroll, but no employees, during mid-March pay period. (D) denotes figures withheld to avoid disclosing data for individual companies; the data are included in broader industry totals. Detailed industries with 100 or more employees are shown if industry was not a (D). For explanation of terms, abbreviations, and data reliability/comparability, see introductory text]

NAICS code	Industry	Number of employees for week including March 12	Payroll (\$1,000)		Total number of establishments	Number of establishments by employment-size class									
			First quarter	Annual		1 to 4	5 to 9	10 to 19	20 to 49	50 to 99	100 to 249	250 to 499	500 to 999	1,000 or more	
<b>FREDERICK—Con.</b>															
<b>55</b>	<b>Management of companies &amp; enterprises . . . . .</b>	<b>546</b>	<b>5 373</b>	<b>19 633</b>	<b>21</b>	<b>8</b>	<b>4</b>	<b>1</b>	<b>5</b>	<b>1</b>	<b>2</b>	—	—	—	
551	Management of companies & enterprises . . . . .	546	5 373	19 633	21	8	4	1	5	1	2	—	—	—	
5511	Management of companies & enterprises . . . . .	546	5 373	19 633	21	8	4	1	5	1	2	—	—	—	
55111	Management of companies & enterprises . . . . .	546	5 373	19 633	21	8	4	1	5	1	2	—	—	—	
<b>56</b>	<b>Admin. support, waste mgt, remediation services . . . . .</b>	<b>4 588</b>	<b>24 275</b>	<b>108 850</b>	<b>281</b>	<b>164</b>	<b>45</b>	<b>34</b>	<b>17</b>	<b>7</b>	<b>11</b>	<b>3</b>	—	—	
561	Administrative & support services . . . . .	4 467	23 437	105 408	273	160	44	34	15	6	11	3	—	—	
5611	Office administrative services . . . . .	316	2 403	10 257	15	5	2	3	3	1	1	—	—	—	
56111	Office administrative services . . . . .	316	2 403	10 257	15	5	2	3	3	1	1	—	—	—	
561110	Office administrative services . . . . .	316	2 403	10 257	15	5	2	3	3	1	1	—	—	—	
5612	Facilities support services . . . . .	(E)	(D)	(D)	3	—	1	—	1	—	1	—	—	—	
56121	Facilities support services . . . . .	(E)	(D)	(D)	3	—	1	—	1	—	1	—	—	—	
5613	Employment services . . . . .	1 688	7 851	32 693	29	8	3	4	3	4	5	2	—	—	
56131	Employment placement agencies . . . . .	(C)	(D)	(D)	10	4	3	2	—	—	1	—	—	—	
56132	Temporary help services . . . . .	1 257	5 964	23 871	15	2	—	1	3	4	4	1	—	—	
561320	Temporary help services . . . . .	1 257	5 964	23 871	15	2	—	1	3	4	4	1	—	—	
56133	Employee leasing services . . . . .	(E)	(D)	(D)	4	2	—	1	—	—	1	—	—	—	
5616	Investigation & security services . . . . .	219	809	3 286	11	5	3	2	—	—	1	—	—	—	
56161	Investigation, guard & armored car services . . . . .	(C)	(D)	(D)	6	2	2	1	—	—	1	—	—	—	
5617	Services to buildings & dwellings . . . . .	1 341	5 439	24 358	164	108	22	23	7	1	3	—	—	—	
56172	Janitorial services . . . . .	763	1 993	8 626	58	34	9	10	1	1	3	—	—	—	
561720	Janitorial services . . . . .	763	1 993	8 626	58	34	9	10	1	1	3	—	—	—	
56173	Landscaping services . . . . .	534	3 239	14 779	94	65	12	11	6	—	—	—	—	—	
561730	Landscaping services . . . . .	534	3 239	14 779	94	65	12	11	6	—	—	—	—	—	
5619	Other support services . . . . .	474	3 895	18 587	19	12	6	—	—	—	—	1	—	—	
56192	Convention & trade show organizers . . . . .	(E)	(D)	(D)	6	5	—	—	—	—	—	1	—	—	
562	Waste management & remediation services . . . . .	121	838	3 442	8	4	1	—	2	1	—	—	—	—	
<b>61</b>	<b>Educational services . . . . .</b>	<b>1 891</b>	<b>8 738</b>	<b>37 338</b>	<b>52</b>	<b>25</b>	<b>8</b>	<b>4</b>	<b>9</b>	<b>4</b>	<b>—</b>	<b>1</b>	<b>1</b>	<b>—</b>	
611	Educational services . . . . .	1 891	8 738	37 338	52	25	8	4	9	4	—	1	1	—	
6111	Elementary & secondary schools . . . . .	446	2 165	9 139	13	1	1	2	6	3	—	—	—	—	
61111	Elementary & secondary schools . . . . .	446	2 165	9 139	13	1	1	2	6	3	—	—	—	—	
611110	Elementary & secondary schools . . . . .	446	2 165	9 139	13	1	1	2	6	3	—	—	—	—	
6113	Colleges, universities & professional schools . . . . .	(G)	(D)	(D)	2	—	—	—	—	—	—	1	1	—	
61131	Colleges, universities & professional schools . . . . .	(G)	(D)	(D)	2	—	—	—	—	—	—	1	1	—	
6116	Other schools & instruction . . . . .	(C)	(D)	(D)	22	13	4	2	2	1	—	—	—	—	
<b>62</b>	<b>Health care and social assistance . . . . .</b>	<b>7 136</b>	<b>51 106</b>	<b>228 340</b>	<b>410</b>	<b>176</b>	<b>103</b>	<b>68</b>	<b>42</b>	<b>13</b>	<b>7</b>	—	—	<b>1</b>	
621	Ambulatory health care services . . . . .	2 676	24 729	112 250	275	115	86	44	23	6	1	—	—	—	
6211	Offices of physicians . . . . .	1 200	14 097	65 561	106	33	36	19	16	2	—	—	—	—	
62111	Offices of physicians . . . . .	1 200	14 097	65 561	106	33	36	19	16	2	—	—	—	—	
621111	Offices of physicians (exc mental health) . . . . .	1 190	13 987	65 072	103	31	35	19	16	2	—	—	—	—	
6212	Offices of dentists . . . . .	502	4 262	19 289	81	31	35	14	1	—	—	—	—	—	
62121	Offices of dentists . . . . .	502	4 262	19 289	81	31	35	14	1	—	—	—	—	—	
621210	Offices of dentists . . . . .	502	4 262	19 289	81	31	35	14	1	—	—	—	—	—	
6213	Offices of other health practitioners . . . . .	319	1 750	8 327	55	37	10	7	—	1	—	—	—	—	
62134	Offices of PT, OT, speech therapy & audiology . . . . .	160	829	4 240	12	6	2	3	—	1	—	—	—	—	
621340	Offices of PT, OT, speech therapy & audiology . . . . .	160	829	4 240	12	6	2	3	—	1	—	—	—	—	
6214	Outpatient care centers . . . . .	469	3 293	14 342	18	5	3	2	5	2	1	—	—	—	
62142	Outpatient mental health, substance abuse ctrs . . . . .	(C)	(D)	(D)	5	3	—	—	1	—	1	—	—	—	
62149	Other outpatient care centers . . . . .	268	2 061	9 159	11	2	1	2	4	2	—	—	—	—	
621498	All other outpatient care centers . . . . .	174	1 208	5 657	7	2	1	—	2	2	—	—	—	—	
6216	Home health care services . . . . .	135	770	3 356	6	3	1	—	1	1	—	—	—	—	
62161	Home health care services . . . . .	135	770	3 356	6	3	1	—	1	1	—	—	—	—	
621610	Home health care services . . . . .	135	770	3 356	6	3	1	—	1	1	—	—	—	—	
622	Hospitals . . . . .	(G)	(D)	(D)	3	1	—	—	—	—	1	—	—	1	
6221	General medical & surgical hospitals . . . . .	(G)	(D)	(D)	3	1	—	—	—	—	1	—	—	1	
62211	General medical & surgical hospitals . . . . .	(G)	(D)	(D)	3	1	—	—	—	—	1	—	—	1	
623	Nursing & residential care facilities . . . . .	1 649	8 524	37 266	48	24	5	3	6	5	5	—	—	—	
6231	Nursing care facilities . . . . .	939	4 999	21 961	10	—	—	2	2	2	4	—	—	—	
62311	Nursing care facilities . . . . .	939	4 999	21 961	10	—	—	2	2	2	4	—	—	—	
623110	Nursing care facilities . . . . .	939	4 999	21 961	10	—	—	2	2	2	4	—	—	—	
6232	Residential mental retardation, health facil . . . . .	(C)	(D)	(D)	26	20	3	1	—	2	—	—	—	—	
62321	Residential mental retardation facilities . . . . .	202	1 196	4 614	25	20	3	—	—	2	—	—	—	—	
623210	Residential mental retardation facilities . . . . .	202	1 196	4 614	25	20	3	—	—	2	—	—	—	—	
6233	Community care facilities for the elderly . . . . .	(C)	(D)	(D)	9	3	2	—	3	1	—	—	—	—	
62331	Community care facilities for the elderly . . . . .	(C)	(D)	(D)	9	3	2	—	3	1	—	—	—	—	
623312	Homes for the elderly . . . . .	138	388	1 951	8	3	2	—	3	—	—	—	—	—	
6239	Other residential care facilities . . . . .	(E)	(D)	(D)	3	1	—	—	1	—	1	—	—	—	
62399	Other residential care facilities . . . . .	(E)	(D)	(D)	3	1	—	—	1	—	1	—	—	—	
624	Social assistance . . . . .	(F)	(D)	(D)	84	36	12	21	13	2	—	—	—	—	
6241	Individual & family services . . . . .	(C)	(D)	(D)	23	13	2	5	3	—	—	—	—	—	
62419	Other individual & family services . . . . .	136	1 081	4 794	18	12	1	3	2	—	—	—	—	—	
624190	Other individual & family services . . . . .	136	1 081	4 794	18	12	1	3	2	—	—	—	—	—	
6243	Vocational rehabilitation services . . . . .	(C)	(D)	(D)	7	3	1	—	2	1	—	—	—	—	
62431	Vocational rehabilitation services . . . . .	(C)	(D)	(D)	7	3	1	—	2	1	—	—	—	—	
6244	Child day care services . . . . .	536	1 701	7 053	49	18	8	16	6	1	—	—	—	—	
62441	Child day care services . . . . .	536	1 701	7 053	49	18	8	16	6	1	—	—	—	—	
624410	Child day care services . . . . .	536	1 701	7 053	49	18	8	16	6	1	—	—	—	—	

See footnotes at end of table.

**Table 6. Counties—Employees, Payroll, and Establishments by Industry: 2000—Con.**

[Excludes most government employees, railroad employees, and self-employed persons. Size class 1 to 4 includes establishments with payroll, but no employees, during mid-March pay period. (D) denotes figures withheld to avoid disclosing data for individual companies; the data are included in broader industry totals. Detailed industries with 100 or more employees are shown if industry was not a (D). For explanation of terms, abbreviations, and data reliability/comparability, see introductory text]

NAICS code	Industry	Number of employees for week including March 12	Payroll (\$1,000)		Total number of establishments	Number of establishments by employment-size class								
			First quarter	Annual		1 to 4	5 to 9	10 to 19	20 to 49	50 to 99	100 to 249	250 to 499	500 to 999	1,000 or more
<b>FREDERICK—Con.</b>														
<b>71</b>	<b>Arts, entertainment &amp; recreation</b>	<b>960</b>	<b>3 379</b>	<b>16 459</b>	<b>75</b>	<b>41</b>	<b>11</b>	<b>12</b>	<b>8</b>	<b>1</b>	<b>2</b>	—	—	—
711	Performing arts, spectator sports & related industries	(C)	(D)	(D)	18	13	2	2	—	—	1	—	—	—
7112	Spectator sports	(C)	(D)	(D)	7	5	—	1	—	—	1	—	—	—
71121	Spectator sports	(C)	(D)	(D)	7	5	—	1	—	—	1	—	—	—
713	Amusement, gambling & recreation industries	(F)	(D)	(D)	52	26	7	9	8	1	1	—	—	—
7139	Other amusement & recreation industries	(F)	(D)	(D)	48	23	7	8	8	1	1	—	—	—
71391	Golf courses & country clubs	142	595	3 463	14	7	3	1	3	—	—	—	—	—
713910	Golf courses & country clubs	142	595	3 463	14	7	3	1	3	—	—	—	—	—
71394	Fitness & recreational sports centers	473	1 031	4 656	13	3	1	3	4	1	1	—	—	—
713940	Fitness & recreational sports centers	473	1 031	4 656	13	3	1	3	4	1	1	—	—	—
<b>72</b>	<b>Accommodation &amp; food services</b>	<b>6 327</b>	<b>16 858</b>	<b>71 720</b>	<b>322</b>	<b>92</b>	<b>58</b>	<b>50</b>	<b>97</b>	<b>17</b>	<b>8</b>	—	—	—
721	Accommodation	584	1 992	8 855	24	4	3	5	10	2	—	—	—	—
7211	Traveler accommodation	(F)	(D)	(D)	20	3	2	4	10	1	—	—	—	—
72111	Hotels (exc casino hotels) & motels	459	1 676	7 384	18	3	1	4	9	1	—	—	—	—
721110	Hotels (exc casino hotels) & motels	459	1 676	7 384	18	3	1	4	9	1	—	—	—	—
722	Food services & drinking places	5 743	14 866	62 865	298	88	55	45	87	15	8	—	—	—
7221	Full-service restaurants	3 171	8 611	35 373	135	40	18	24	33	13	7	—	—	—
72211	Full-service restaurants	3 171	8 611	35 373	135	40	18	24	33	13	7	—	—	—
722110	Full-service restaurants	3 171	8 611	35 373	135	40	18	24	33	13	7	—	—	—
7222	Limited-service eating places	2 194	5 173	22 190	127	34	27	16	47	2	1	—	—	—
72221	Limited-service eating places	2 194	5 173	22 190	127	34	27	16	47	2	1	—	—	—
722211	Limited-service restaurants	2 112	5 018	21 387	110	26	20	14	47	2	1	—	—	—
7223	Special food services	228	770	3 827	17	5	5	3	4	—	—	—	—	—
72231	Food service contractors	142	480	2 236	10	2	3	3	2	—	—	—	—	—
722310	Food service contractors	142	480	2 236	10	2	3	3	2	—	—	—	—	—
7224	Drinking places (alcoholic beverages)	150	312	1 475	19	9	5	2	3	—	—	—	—	—
72241	Drinking places (alcoholic beverages)	150	312	1 475	19	9	5	2	3	—	—	—	—	—
722410	Drinking places (alcoholic beverages)	150	312	1 475	19	9	5	2	3	—	—	—	—	—
<b>81</b>	<b>Other services (except public administration)</b>	<b>3 677</b>	<b>19 621</b>	<b>82 330</b>	<b>509</b>	<b>306</b>	<b>109</b>	<b>68</b>	<b>22</b>	<b>1</b>	<b>1</b>	<b>2</b>	—	—
811	Repair & maintenance	1 065	8 725	36 626	165	103	33	25	3	—	—	1	—	—
8111	Automotive repair & maintenance	596	3 856	16 550	114	64	30	18	2	—	—	—	—	—
81111	Automotive mechanical & electrical R&M	264	1 718	7 498	70	46	19	5	—	—	—	—	—	—
811111	General automotive repair	226	1 455	6 358	63	44	15	4	—	—	—	—	—	—
811112	Automotive body, paint, interior & glass repair	212	1 752	7 349	29	12	7	9	1	—	—	—	—	—
811121	Automotive body, paint & interior R&M	201	1 658	6 892	25	8	7	9	1	—	—	—	—	—
81119	Other automotive R&M	120	386	1 703	15	6	4	4	1	—	—	—	—	—
8112	Electronic & precision equipment R&M	347	4 105	16 701	11	4	1	4	1	—	—	1	—	—
81121	Electronic & precision equipment R&M	347	4 105	16 701	11	4	1	4	1	—	—	1	—	—
812	Personal & laundry services	795	3 113	13 485	139	86	27	21	5	—	—	—	—	—
8121	Personal care services	531	1 862	8 183	81	43	21	14	3	—	—	—	—	—
81211	Hair, nail & skin care services	492	1 775	7 802	71	37	19	12	3	—	—	—	—	—
812112	Beauty salons	439	1 546	6 872	57	27	16	11	3	—	—	—	—	—
813	Religious, grantmaking, civic, prof & like organizations	1 817	7 783	32 219	205	117	49	22	14	1	1	1	—	—
8131	Religious organizations	1 261	4 801	19 411	136	77	33	15	9	1	—	1	—	—
81311	Religious organizations	1 261	4 801	19 411	136	77	33	15	9	1	—	1	—	—
813110	Religious organizations	1 261	4 801	19 411	136	77	33	15	9	1	—	1	—	—
8134	Civic & social organizations	260	663	2 789	26	9	9	5	3	—	—	—	—	—
81341	Civic & social organizations	260	663	2 789	26	9	9	5	3	—	—	—	—	—
813410	Civic & social organizations	260	663	2 789	26	9	9	5	3	—	—	—	—	—
8139	Business, labor, political, like organizations	263	2 061	8 954	34	25	5	1	2	—	—	1	—	—
81391	Business associations	173	1 817	7 920	12	7	3	1	—	—	—	1	—	—
813910	Business associations	173	1 817	7 920	12	7	3	1	—	—	—	1	—	—
<b>95</b>	<b>Auxiliaries (exc corporate, subsidiary &amp; regional mgt)</b>	<b>705</b>	<b>5 990</b>	<b>26 025</b>	<b>9</b>	<b>2</b>	<b>1</b>	<b>1</b>	<b>1</b>	<b>2</b>	<b>1</b>	<b>1</b>	—	—
<b>99</b>	<b>Unclassified establishments</b>	<b>24</b>	<b>69</b>	<b>685</b>	<b>55</b>	<b>55</b>	—	—	—	—	—	—	—	—
<b>GARRETT</b>														
	<b>Total</b>	<b>9 219</b>	<b>45 908</b>	<b>198 536</b>	<b>887</b>	<b>492</b>	<b>204</b>	<b>106</b>	<b>55</b>	<b>15</b>	<b>13</b>	<b>2</b>	—	—
<b>11</b>	<b>Forestry, fishing, hunting, and agriculture support</b>	<b>91</b>	<b>396</b>	<b>1 613</b>	<b>21</b>	<b>11</b>	<b>10</b>	—	—	—	—	—	—	—
<b>21</b>	<b>Mining</b>	<b>367</b>	<b>4 218</b>	<b>16 417</b>	<b>10</b>	<b>1</b>	<b>1</b>	<b>4</b>	<b>3</b>	—	<b>1</b>	—	—	—
212	Mining (except oil & gas)	(E)	(D)	(D)	8	1	1	3	2	—	1	—	—	—
2121	Coal mining	(E)	(D)	(D)	3	—	—	1	1	—	1	—	—	—
21211	Coal mining	(E)	(D)	(D)	3	—	—	1	1	—	1	—	—	—
<b>22</b>	<b>Utilities</b>	<b>(C)</b>	<b>(D)</b>	<b>(D)</b>	<b>3</b>	<b>1</b>	—	<b>1</b>	—	—	<b>1</b>	—	—	—
221	Utilities	(C)	(D)	(D)	3	1	—	1	—	—	1	—	—	—
2212	Natural gas distribution	(C)	(D)	(D)	1	—	—	—	—	—	1	—	—	—
22121	Natural gas distribution	(C)	(D)	(D)	1	—	—	—	—	—	1	—	—	—

See footnotes at end of table.

**Table 6. Counties—Employees, Payroll, and Establishments by Industry: 2000—Con.**

[Excludes most government employees, railroad employees, and self-employed persons. Size class 1 to 4 includes establishments with payroll, but no employees, during mid-March pay period. (D) denotes figures withheld to avoid disclosing data for individual companies; the data are included in broader industry totals. Detailed industries with 100 or more employees are shown if industry was not a (D). For explanation of terms, abbreviations, and data reliability/comparability, see introductory text]

NAICS code	Industry	Number of employees for week including March 12	Payroll (\$1,000)		Total number of establishments	Number of establishments by employment-size class									
			First quarter	Annual		1 to 4	5 to 9	10 to 19	20 to 49	50 to 99	100 to 249	250 to 499	500 to 999	1,000 or more	
	<b>GARRETT—Con.</b>														
<b>23</b>	<b>Construction</b>	<b>768</b>	<b>4 159</b>	<b>18 301</b>	<b>139</b>	<b>93</b>	<b>24</b>	<b>18</b>	<b>3</b>	—	<b>1</b>	—	—	—	—
233	Building, developing & general contracting	495	3 032	12 182	68	41	14	11	1	—	1	—	—	—	—
2332	Residential building construction	(E)	(D)	(D)	60	38	11	10	1	—	—	—	—	—	—
23321	Single-family housing construction	279	1 040	5 313	58	38	10	9	1	—	—	—	—	—	—
233210	Single-family housing construction	279	1 040	5 313	58	38	10	9	1	—	—	—	—	—	—
2333	Nonresidential building construction	(C)	(D)	(D)	5	2	1	1	—	—	1	—	—	—	—
23331	Mfg & industrial building construction	(C)	(D)	(D)	3	1	1	—	—	—	1	—	—	—	—
235	Special trade contractors	(E)	(D)	(D)	66	50	7	7	2	—	—	—	—	—	—
<b>31-33</b>	<b>Manufacturing</b>	<b>1 231</b>	<b>6 307</b>	<b>26 495</b>	<b>53</b>	<b>20</b>	<b>13</b>	<b>5</b>	<b>7</b>	<b>6</b>	<b>2</b>	—	—	—	—
311	Food mfg	(C)	(D)	(D)	5	4	—	—	—	1	—	—	—	—	—
315	Apparel manufacturing	335	969	3 782	4	1	—	—	1	1	1	—	—	—	—
3152	Cut & sew apparel mfg	335	969	3 782	4	1	—	—	1	1	1	—	—	—	—
31521	Cut & sew apparel contractors	(E)	(D)	(D)	2	—	—	—	—	1	1	—	—	—	—
321	Wood product mfg	369	2 029	8 415	12	3	4	1	1	2	1	—	—	—	—
3211	Sawmills & wood preservation	268	1 473	5 853	8	3	3	—	—	1	1	—	—	—	—
32111	Sawmills & wood preservation	268	1 473	5 853	8	3	3	—	—	1	1	—	—	—	—
321113	Sawmills	268	1 473	5 853	8	3	3	—	—	1	1	—	—	—	—
327	Nonmetallic mineral product mfg	122	1 107	5 056	5	2	—	—	2	1	—	—	—	—	—
332	Fabricated metal product mfg	126	664	2 810	9	1	4	2	2	—	—	—	—	—	—
<b>42</b>	<b>Wholesale trade</b>	<b>309</b>	<b>1 437</b>	<b>6 104</b>	<b>35</b>	<b>16</b>	<b>8</b>	<b>9</b>	<b>1</b>	<b>1</b>	—	—	—	—	—
421	Wholesale trade, durable goods	126	614	2 589	20	9	6	5	—	—	—	—	—	—	—
422	Wholesale trade, nondurable goods	183	823	3 515	15	7	2	4	1	1	—	—	—	—	—
<b>44-45</b>	<b>Retail trade</b>	<b>1 405</b>	<b>5 597</b>	<b>23 895</b>	<b>148</b>	<b>56</b>	<b>54</b>	<b>20</b>	<b>16</b>	<b>2</b>	—	—	—	—	—
441	Motor vehicle & parts dealers	262	1 598	6 706	23	10	4	3	6	—	—	—	—	—	—
4411	Automobile dealers	173	957	3 822	12	6	—	2	4	—	—	—	—	—	—
44111	New car dealers	161	907	3 569	7	1	—	2	4	—	—	—	—	—	—
441110	New car dealers	161	907	3 569	7	1	—	2	4	—	—	—	—	—	—
444	Bldg material & garden equip & supp dealers	221	1 051	4 472	18	4	6	5	3	—	—	—	—	—	—
4441	Building material & supplies dealers	196	975	4 091	15	3	5	4	3	—	—	—	—	—	—
44419	Other building material dealers	120	613	2 699	10	1	4	4	1	—	—	—	—	—	—
444190	Other building material dealers	120	613	2 699	10	1	4	4	1	—	—	—	—	—	—
445	Food & beverage stores	345	1 120	4 950	26	11	8	2	3	2	—	—	—	—	—
4451	Grocery stores	260	835	3 537	14	5	4	1	2	2	—	—	—	—	—
44511	Grocery (except convenience) stores	243	799	3 322	9	1	4	—	2	2	—	—	—	—	—
445110	Grocery (except convenience) stores	243	799	3 322	9	1	4	—	2	2	—	—	—	—	—
446	Health & personal care stores	114	498	1 862	13	3	5	5	—	—	—	—	—	—	—
4461	Health & personal care stores	114	498	1 862	13	3	5	5	—	—	—	—	—	—	—
44611	Pharmacies & drug stores	(C)	(D)	(D)	11	1	5	5	—	—	—	—	—	—	—
447	Gasoline stations	270	710	3 196	21	—	14	3	4	—	—	—	—	—	—
4471	Gasoline stations	270	710	3 196	21	—	14	3	4	—	—	—	—	—	—
44711	Gasoline stations with convenience stores	221	565	2 616	14	—	7	3	4	—	—	—	—	—	—
447110	Gasoline stations with convenience stores	221	565	2 616	14	—	7	3	4	—	—	—	—	—	—
<b>48-49</b>	<b>Transportation &amp; warehousing</b>	<b>289</b>	<b>1 635</b>	<b>6 674</b>	<b>53</b>	<b>37</b>	<b>8</b>	<b>7</b>	—	<b>1</b>	—	—	—	—	—
484	Truck transportation	236	1 416	5 807	36	23	6	6	—	1	—	—	—	—	—
4842	Specialized freight trucking	188	1 178	4 824	22	12	5	4	—	1	—	—	—	—	—
48422	Specialized freight (exc used) trucking, local	146	1 008	4 150	15	8	3	3	—	1	—	—	—	—	—
484220	Specialized freight (exc used) trucking, local	146	1 008	4 150	15	8	3	3	—	1	—	—	—	—	—
<b>51</b>	<b>Information</b>	<b>282</b>	<b>1 220</b>	<b>5 247</b>	<b>12</b>	<b>5</b>	<b>2</b>	<b>2</b>	<b>2</b>	—	<b>1</b>	—	—	—	—
514	Information & data processing services	(C)	(D)	(D)	1	—	—	—	—	—	1	—	—	—	—
5142	Data processing services	(C)	(D)	(D)	1	—	—	—	—	—	1	—	—	—	—
51421	Data processing services	(C)	(D)	(D)	1	—	—	—	—	—	1	—	—	—	—
<b>52</b>	<b>Finance &amp; insurance</b>	<b>320</b>	<b>2 171</b>	<b>9 867</b>	<b>32</b>	<b>21</b>	<b>6</b>	<b>2</b>	<b>2</b>	—	<b>1</b>	—	—	—	—
522	Credit intermediation & related activities	279	1 819	8 599	20	11	5	1	2	—	1	—	—	—	—
5221	Depository credit intermediation	(E)	(D)	(D)	19	10	5	1	2	—	1	—	—	—	—
52211	Commercial banking	(C)	(D)	(D)	17	10	5	—	1	—	1	—	—	—	—
<b>53</b>	<b>Real estate &amp; rental &amp; leasing</b>	<b>153</b>	<b>567</b>	<b>2 640</b>	<b>29</b>	<b>18</b>	<b>5</b>	<b>4</b>	<b>2</b>	—	—	—	—	—	—
531	Real estate	107	462	2 213	22	14	4	3	1	—	—	—	—	—	—
<b>54</b>	<b>Professional, scientific &amp; technical services</b>	<b>171</b>	<b>1 036</b>	<b>4 876</b>	<b>52</b>	<b>40</b>	<b>8</b>	<b>4</b>	—	—	—	—	—	—	—
541	Professional, scientific & technical services	171	1 036	4 876	52	40	8	4	—	—	—	—	—	—	—
<b>55</b>	<b>Management of companies &amp; enterprises</b>	<b>(B)</b>	<b>(D)</b>	<b>(D)</b>	<b>4</b>	—	<b>3</b>	—	—	<b>1</b>	—	—	—	—	—
<b>56</b>	<b>Admin, support, waste mgt, remediation services</b>	<b>126</b>	<b>386</b>	<b>2 029</b>	<b>42</b>	<b>33</b>	<b>5</b>	<b>4</b>	—	—	—	—	—	—	—
561	Administrative & support services	107	311	1 635	38	31	4	3	—	—	—	—	—	—	—
<b>61</b>	<b>Educational services</b>	<b>52</b>	<b>175</b>	<b>700</b>	<b>7</b>	<b>3</b>	<b>3</b>	—	<b>1</b>	—	—	—	—	—	—

See footnotes at end of table.

**Table 6. Counties—Employees, Payroll, and Establishments by Industry: 2000—Con.**

[Excludes most government employees, railroad employees, and self-employed persons. Size class 1 to 4 includes establishments with payroll, but no employees, during mid-March pay period. (D) denotes figures withheld to avoid disclosing data for individual companies; the data are included in broader industry totals. Detailed industries with 100 or more employees are shown if industry was not a (D). For explanation of terms, abbreviations, and data reliability/comparability, see introductory text]

NAICS code	Industry	Number of employees for week including March 12	Payroll (\$1,000)		Total number of establishments	Number of establishments by employment-size class								
			First quarter	Annual		1 to 4	5 to 9	10 to 19	20 to 49	50 to 99	100 to 249	250 to 499	500 to 999	1,000 or more
<b>GARRETT—Con.</b>														
<b>62</b>	<b>Health care and social assistance</b> .....	<b>1 312</b>	<b>6 256</b>	<b>27 424</b>	<b>67</b>	<b>28</b>	<b>22</b>	<b>8</b>	<b>3</b>	<b>1</b>	<b>4</b>	<b>1</b>	—	—
621	Ambulatory health care services .....	299	1 875	8 557	38	17	11	7	3	—	—	—	—	—
6211	Offices of physicians .....	100	964	4 559	12	5	4	2	1	—	—	—	—	—
62111	Offices of physicians .....	100	964	4 559	12	5	4	2	1	—	—	—	—	—
621111	Offices of physicians (exc mental health) ...	100	964	4 559	12	5	4	2	1	—	—	—	—	—
622	Hospitals .....	(E)	(D)	(D)	1	—	—	—	—	—	—	1	—	—
6221	General medical & surgical hospitals .....	(E)	(D)	(D)	1	—	—	—	—	—	—	1	—	—
62211	General medical & surgical hospitals .....	(E)	(D)	(D)	1	—	—	—	—	—	—	1	—	—
623	Nursing & residential care facilities .....	(E)	(D)	(D)	8	3	2	—	—	—	3	—	—	—
6231	Nursing care facilities .....	(E)	(D)	(D)	4	1	—	—	—	—	3	—	—	—
62311	Nursing care facilities .....	(E)	(D)	(D)	4	1	—	—	—	—	3	—	—	—
624	Social assistance .....	(E)	(D)	(D)	20	8	9	1	—	1	1	—	—	—
6241	Individual & family services .....	202	476	1 934	7	2	4	—	—	—	1	—	—	—
62412	Services for elderly & disabled persons .....	(C)	(D)	(D)	4	2	1	—	—	—	1	—	—	—
<b>71</b>	<b>Arts, entertainment &amp; recreation</b> .....	<b>(E)</b>	<b>(D)</b>	<b>(D)</b>	<b>12</b>	<b>6</b>	<b>4</b>	—	<b>1</b>	—	—	<b>1</b>	—	—
713	Amusement, gambling & recreation industries ....	(E)	(D)	(D)	10	4	4	—	1	—	—	1	—	—
7139	Other amusement & recreation industries .....	420	805	2 677	9	4	3	—	1	—	—	1	—	—
71392	Skiing facilities .....	(E)	(D)	(D)	1	—	—	—	—	—	—	1	—	—
<b>72</b>	<b>Accommodation &amp; food services</b> .....	<b>1 140</b>	<b>2 328</b>	<b>11 909</b>	<b>76</b>	<b>32</b>	<b>15</b>	<b>11</b>	<b>14</b>	<b>3</b>	<b>1</b>	—	—	—
721	Accommodation .....	382	837	3 494	22	9	5	2	4	2	—	—	—	—
7211	Traveler accommodation .....	(E)	(D)	(D)	20	8	5	1	4	2	—	—	—	—
72111	Hotels (exc casino hotels) & motels .....	355	796	3 268	18	6	5	1	4	2	—	—	—	—
721110	Hotels (exc casino hotels) & motels .....	355	796	3 268	18	6	5	1	4	2	—	—	—	—
722	Food services & drinking places .....	758	1 491	8 415	54	23	10	9	10	1	1	—	—	—
7221	Full-service restaurants .....	336	795	4 495	26	10	5	6	4	1	—	—	—	—
72211	Full-service restaurants .....	336	795	4 495	26	10	5	6	4	1	—	—	—	—
722110	Full-service restaurants .....	336	795	4 495	26	10	5	6	4	1	—	—	—	—
7222	Limited-service eating places .....	376	623	3 530	21	8	4	3	5	—	1	—	—	—
72221	Limited-service eating places .....	376	623	3 530	21	8	4	3	5	—	1	—	—	—
<b>81</b>	<b>Other services (except public administration)</b> .....	<b>495</b>	<b>2 204</b>	<b>9 645</b>	<b>84</b>	<b>64</b>	<b>12</b>	<b>7</b>	—	—	<b>1</b>	—	—	—
811	Repair & maintenance .....	320	1 678	7 453	26	19	4	2	—	—	1	—	—	—
8113	Commercial equipment (exc auto & elec) R&M .....	(C)	(D)	(D)	4	1	2	—	—	—	1	—	—	—
81131	Commercial equipment (exc auto & elec) R&M .....	(C)	(D)	(D)	4	1	2	—	—	—	1	—	—	—
813	Religious, grantmaking, civic, prof & like organizations .....	123	318	1 359	40	32	4	4	—	—	—	—	—	—
<b>99</b>	<b>Unclassified establishments</b> .....	<b>(A)</b>	<b>(D)</b>	<b>(D)</b>	<b>8</b>	<b>7</b>	<b>1</b>	—	—	—	—	—	—	—
<b>HARFORD</b>														
	<b>Total</b> .....	<b>58 837</b>	<b>359 446</b>	<b>1 585 099</b>	<b>4 833</b>	<b>2 618</b>	<b>979</b>	<b>630</b>	<b>389</b>	<b>121</b>	<b>76</b>	<b>15</b>	<b>5</b>	—
<b>11</b>	<b>Forestry, fishing, hunting, and agriculture support</b> .....	<b>155</b>	<b>450</b>	<b>2 045</b>	<b>12</b>	<b>7</b>	<b>3</b>	<b>1</b>	—	—	<b>1</b>	—	—	—
115	Agriculture & forestry support activities .....	(C)	(D)	(D)	9	6	2	—	—	—	1	—	—	—
1153	Forestry support activities .....	(C)	(D)	(D)	2	1	—	—	—	—	1	—	—	—
11531	Forestry support activities .....	(C)	(D)	(D)	2	1	—	—	—	—	1	—	—	—
<b>21</b>	<b>Mining</b> .....	<b>(C)</b>	<b>(D)</b>	<b>(D)</b>	<b>5</b>	<b>1</b>	<b>2</b>	—	<b>1</b>	<b>1</b>	—	—	—	—
212	Mining (except oil & gas) .....	(C)	(D)	(D)	4	1	1	—	1	1	—	—	—	—
2123	Nonmetallic mineral mining & quarrying .....	(C)	(D)	(D)	4	1	1	—	1	1	—	—	—	—
21231	Stone mining & quarrying .....	(C)	(D)	(D)	2	—	—	—	1	1	—	—	—	—
<b>22</b>	<b>Utilities</b> .....	<b>(A)</b>	<b>(D)</b>	<b>(D)</b>	<b>4</b>	<b>3</b>	—	<b>1</b>	—	—	—	—	—	—
<b>23</b>	<b>Construction</b> .....	<b>5 151</b>	<b>32 740</b>	<b>148 749</b>	<b>792</b>	<b>478</b>	<b>176</b>	<b>88</b>	<b>40</b>	<b>6</b>	<b>4</b>	—	—	—
233	Building, developing & general contracting .....	1 380	8 496	35 673	258	169	58	16	13	1	1	—	—	—
2332	Residential building construction .....	1 094	6 644	27 656	216	147	49	9	9	1	1	—	—	—
23321	Single-family housing construction .....	1 054	6 426	26 668	207	140	48	9	8	1	1	—	—	—
233210	Single-family housing construction .....	1 054	6 426	26 668	207	140	48	9	8	1	1	—	—	—
2333	Nonresidential building construction .....	247	1 560	6 673	29	11	8	6	4	—	—	—	—	—
23332	Commercial & institutional bldg construction ..	231	1 438	6 120	25	9	7	5	4	—	—	—	—	—
233320	Commercial & institutional bldg construction ..	231	1 438	6 120	25	9	7	5	4	—	—	—	—	—
234	Heavy construction .....	520	3 856	17 731	32	10	5	10	5	1	1	—	—	—
2341	Highway, street, bridge & tunnel construction ...	230	1 723	8 211	13	6	1	3	2	—	1	—	—	—
23411	Highway & street construction .....	230	1 723	8 211	13	6	1	3	2	—	1	—	—	—
234110	Highway & street construction .....	230	1 723	8 211	13	6	1	3	2	—	1	—	—	—
2349	Other heavy construction .....	290	2 133	9 520	19	4	4	7	3	1	—	—	—	—
23491	Water, sewer & pipeline construction .....	112	831	3 398	8	2	1	4	1	—	—	—	—	—
234910	Water, sewer & pipeline construction .....	112	831	3 398	8	2	1	4	1	—	—	—	—	—
23499	All other heavy construction .....	113	944	4 032	8	2	3	2	—	1	—	—	—	—
234990	All other heavy construction .....	113	944	4 032	8	2	3	2	—	1	—	—	—	—

See footnotes at end of table.



**Table 6. Counties—Employees, Payroll, and Establishments by Industry: 2000—Con.**

[Excludes most government employees, railroad employees, and self-employed persons. Size class 1 to 4 includes establishments with payroll, but no employees, during mid-March pay period. (D) denotes figures withheld to avoid disclosing data for individual companies; the data are included in broader industry totals. Detailed industries with 100 or more employees are shown if industry was not a (D). For explanation of terms, abbreviations, and data reliability/comparability, see introductory text]

NAICS code	Industry	Number of employees for week including March 12	Payroll (\$1,000)		Total number of establishments	Number of establishments by employment-size class								
			First quarter	Annual		1 to 4	5 to 9	10 to 19	20 to 49	50 to 99	100 to 249	250 to 499	500 to 999	1,000 or more
<b>HARFORD—Con.</b>														
<b>23 Construction—Con.</b>														
235	Special trade contractors .....	3 251	20 388	95 345	502	299	113	62	22	4	2	—	—	—
2351	Plumbing, heating & AC contractor .....	714	4 666	21 200	92	54	20	11	5	1	1	—	—	—
23511	Plumbing, heating & AC contractor .....	714	4 666	21 200	92	54	20	11	5	1	1	—	—	—
235110	Plumbing, heating & AC contractor .....	714	4 666	21 200	92	54	20	11	5	1	1	—	—	—
2352	Painting & wall covering contractors .....	242	1 408	6 570	50	30	11	7	2	—	—	—	—	—
23521	Painting & wall covering contractors .....	242	1 408	6 570	50	30	11	7	2	—	—	—	—	—
235210	Painting & wall covering contractors .....	242	1 408	6 570	50	30	11	7	2	—	—	—	—	—
2353	Electrical contractors .....	699	4 987	23 409	69	39	10	13	5	1	1	—	—	—
23531	Electrical contractors .....	699	4 987	23 409	69	39	10	13	5	1	1	—	—	—
235310	Electrical contractors .....	699	4 987	23 409	69	39	10	13	5	1	1	—	—	—
2354	Masonry, drywall, insulation, tile contractors .....	568	2 983	13 629	93	52	24	12	5	—	—	—	—	—
23541	Masonry & stone contractors .....	266	1 269	6 079	47	25	16	4	2	—	—	—	—	—
235410	Masonry & stone contractors .....	266	1 269	6 079	47	25	16	4	2	—	—	—	—	—
23542	Drywall, acoustical & insulation contractors .....	219	1 184	5 110	34	20	6	6	2	—	—	—	—	—
235420	Drywall, acoustical & insulation contractors .....	219	1 184	5 110	34	20	6	6	2	—	—	—	—	—
2355	Carpentry & floor contractors .....	254	1 516	7 106	70	48	16	6	—	—	—	—	—	—
23551	Carpentry contractors .....	200	1 129	5 773	51	32	14	5	—	—	—	—	—	—
235510	Carpentry contractors .....	200	1 129	5 773	51	32	14	5	—	—	—	—	—	—
2356	Roofing, siding, & sheet metal contractors .....	136	807	3 715	24	14	6	4	—	—	—	—	—	—
23561	Roofing, siding, & sheet metal contractors .....	136	807	3 715	24	14	6	4	—	—	—	—	—	—
235610	Roofing, siding, & sheet metal contractors .....	136	807	3 715	24	14	6	4	—	—	—	—	—	—
2357	Concrete contractors .....	152	900	4 239	26	15	7	1	3	—	—	—	—	—
23571	Concrete contractors .....	152	900	4 239	26	15	7	1	3	—	—	—	—	—
235710	Concrete contractors .....	152	900	4 239	26	15	7	1	3	—	—	—	—	—
2359	Other special trade contractors .....	451	2 857	14 206	73	46	17	6	2	2	—	—	—	—
23593	Excavation contractors .....	128	813	4 291	27	16	8	3	—	—	—	—	—	—
235930	Excavation contractors .....	128	813	4 291	27	16	8	3	—	—	—	—	—	—
23599	All other special trade contractors .....	199	1 176	5 589	32	20	8	2	1	1	—	—	—	—
235990	All other special trade contractors .....	199	1 176	5 589	32	20	8	2	1	1	—	—	—	—
<b>31-33 Manufacturing .....</b>														
311	Food mfg .....	(F)	(D)	(D)	12	4	4	2	1	—	—	1	—	—
3119	Other food mfg .....	(E)	(D)	(D)	2	—	1	—	—	—	—	1	—	—
31191	Snack food mfg .....	(E)	(D)	(D)	1	—	—	—	—	—	—	1	—	—
316	Leather & allied product mfg .....	(C)	(D)	(D)	1	—	—	—	—	—	1	—	—	—
3162	Footwear mfg .....	(C)	(D)	(D)	1	—	—	—	—	—	1	—	—	—
31621	Footwear mfg .....	(C)	(D)	(D)	1	—	—	—	—	—	1	—	—	—
321	Wood product mfg .....	242	1 408	5 545	8	2	2	2	1	—	1	—	—	—
3219	Other wood product mfg .....	(C)	(D)	(D)	3	1	1	—	—	—	1	—	—	—
32191	Millwork .....	(C)	(D)	(D)	2	1	—	—	—	—	1	—	—	—
323	Printing & related support activities .....	456	4 182	17 975	17	6	4	3	1	1	2	—	—	—
3231	Printing & related support activities .....	456	4 182	17 975	17	6	4	3	1	1	2	—	—	—
32311	Printing .....	(E)	(D)	(D)	15	6	3	3	1	—	2	—	—	—
325	Chemical mfg .....	1 072	13 347	54 641	11	—	2	2	—	—	5	—	—	—
3251	Basic chemical mfg .....	(C)	(D)	(D)	2	—	—	—	1	—	1	—	—	—
32513	Synthetic dye & pigment mfg .....	(C)	(D)	(D)	1	—	—	—	—	—	1	—	—	—
3255	Paint, coating & adhesive mfg .....	(C)	(D)	(D)	1	—	—	—	—	—	1	—	—	—
32552	Adhesive mfg .....	(C)	(D)	(D)	1	—	—	—	—	—	1	—	—	—
3256	Soap, cleaners & toilet preparation mfg .....	(E)	(D)	(D)	2	—	—	—	—	—	2	—	—	—
32561	Soap & cleaning compound mfg .....	(E)	(D)	(D)	2	—	—	—	—	—	2	—	—	—
3259	Other chemical product & preparation mfg .....	(E)	(D)	(D)	3	—	1	—	1	—	1	—	—	—
32599	All other chemical product & preparation mfg .....	(E)	(D)	(D)	3	—	1	—	1	—	1	—	—	—
326	Plastics & rubber products mfg .....	1 185	10 201	38 290	11	3	1	1	1	—	3	2	—	—
3261	Plastics product mfg .....	(G)	(D)	(D)	8	1	1	1	1	—	2	2	—	—
32616	Plastics bottle mfg .....	(E)	(D)	(D)	2	—	—	—	—	—	2	—	—	—
32619	Other plastics product mfg .....	666	4 419	17 361	3	—	—	1	—	—	—	2	—	—
326199	All other plastics product mfg .....	666	4 419	17 361	3	—	—	1	—	—	—	2	—	—
3262	Rubber product mfg .....	(C)	(D)	(D)	3	2	—	—	—	—	1	—	—	—
32629	Other rubber product mfg .....	(C)	(D)	(D)	2	1	—	—	—	—	1	—	—	—
327	Nonmetallic mineral product mfg .....	553	4 468	21 887	12	3	2	—	2	3	2	—	—	—
3273	Cement & concrete product mfg .....	(E)	(D)	(D)	8	1	2	—	1	2	2	—	—	—
32732	Ready-mix concrete mfg .....	302	2 270	11 058	4	—	—	—	1	2	1	—	—	—
327320	Ready-mix concrete mfg .....	302	2 270	11 058	4	—	—	—	1	2	1	—	—	—
32733	Concrete pipe, brick & block mfg .....	(C)	(D)	(D)	2	—	1	—	—	—	1	—	—	—
332	Fabricated metal product mfg .....	874	7 932	33 813	29	11	5	5	3	2	3	—	—	—
3321	Forging & stamping .....	(C)	(D)	(D)	2	1	—	—	—	—	1	—	—	—
33211	Forging & stamping .....	(C)	(D)	(D)	2	1	—	—	—	—	1	—	—	—
3324	Boiler, tank & shipping container mfg .....	(E)	(D)	(D)	3	1	—	—	—	1	1	—	—	—
33243	Light gauge metal container mfg .....	(E)	(D)	(D)	2	—	—	—	—	1	1	—	—	—
3326	Spring & wire product mfg .....	(C)	(D)	(D)	2	—	—	—	—	1	1	—	—	—
33261	Spring & wire product mfg .....	(C)	(D)	(D)	2	—	—	—	—	1	1	—	—	—
3327	Mach shops, turn prod, screw, nut, bolt mfg .....	180	1 258	5 849	17	6	5	3	3	—	—	—	—	—
333	Machinery mfg .....	249	2 240	9 143	10	3	3	2	—	1	1	—	—	—
3334	HVAC & commercial refrigeration equipment mfg .....	(C)	(D)	(D)	2	1	—	—	—	—	1	—	—	—
33341	HVAC & commercial refrigeration equipment mfg .....	(C)	(D)	(D)	2	1	—	—	—	—	1	—	—	—
3335	Metalworking machinery mfg .....	106	1 002	4 009	6	1	3	1	—	1	—	—	—	—
33351	Metalworking machinery mfg .....	106	1 002	4 009	6	1	3	1	—	1	—	—	—	—

See footnotes at end of table.

**Table 6. Counties—Employees, Payroll, and Establishments by Industry: 2000—Con.**

[Excludes most government employees, railroad employees, and self-employed persons. Size class 1 to 4 includes establishments with payroll, but no employees, during mid-March pay period. (D) denotes figures withheld to avoid disclosing data for individual companies; the data are included in broader industry totals. Detailed industries with 100 or more employees are shown if industry was not a (D). For explanation of terms, abbreviations, and data reliability/comparability, see introductory text]

NAICS code	Industry	Number of employees for week including March 12	Payroll (\$1,000)		Total number of establishments	Number of establishments by employment-size class								
			First quarter	Annual		1 to 4	5 to 9	10 to 19	20 to 49	50 to 99	100 to 249	250 to 499	500 to 999	1,000 or more
<b>HARFORD—Con.</b>														
<b>31-33 Manufacturing—Con.</b>														
334	Computer & electronic product mfg . . . . .	(E)	(D)	(D)	4	1	1	—	—	1	—	1	—	—
3345	Nav, measuring, medical, control instruments mfg . . . . .	(E)	(D)	(D)	1	—	—	—	—	—	—	1	—	—
33451	Nav, measuring, medical, control instruments mfg . . . . .	(E)	(D)	(D)	1	—	—	—	—	—	—	1	—	—
336	Transportation equipment mfg . . . . .	599	3 461	18 728	3	—	—	—	—	1	1	1	—	—
3363	Motor vehicle parts mfg . . . . .	599	3 461	18 728	3	—	—	—	—	1	1	1	—	—
33632	MV electrical & electronic equipment mfg . . . . .	(C)	(D)	(D)	1	—	—	—	—	—	1	—	—	—
33636	Motor vehicle seating & interior trim mfg . . . . .	(E)	(D)	(D)	1	—	—	—	—	—	—	1	—	—
339	Miscellaneous mfg . . . . .	104	581	2 859	12	6	4	—	2	—	—	—	—	—
<b>42</b>	<b>Wholesale trade . . . . .</b>	<b>1 977</b>	<b>16 529</b>	<b>77 757</b>	<b>201</b>	<b>124</b>	<b>30</b>	<b>26</b>	<b>12</b>	<b>7</b>	<b>1</b>	<b>1</b>	<b>—</b>	<b>—</b>
421	Wholesale trade, durable goods . . . . .	927	7 364	31 597	136	89	17	18	9	3	—	—	—	—
4211	Motor vehicle, motor vehicle pt & supply whsle . . . . .	182	1 719	7 011	16	9	2	2	2	1	—	—	—	—
42111	Automobile & other motor vehicle whsle . . . . .	151	1 544	6 098	7	2	1	1	2	1	—	—	—	—
421110	Automobile & other motor vehicle whsle . . . . .	151	1 544	6 098	7	2	1	1	2	1	—	—	—	—
4214	Professional & commercial equip & supp whsle . . . . .	124	834	3 867	22	14	2	5	1	—	—	—	—	—
4216	Electrical goods whsle . . . . .	189	973	4 532	19	13	1	2	2	1	—	—	—	—
42169	Other electronic parts & equipment whsle . . . . .	105	546	2 509	9	6	1	1	—	1	—	—	—	—
421690	Other electronic parts & equipment whsle . . . . .	105	546	2 509	9	6	1	1	—	1	—	—	—	—
4218	Machinery, equipment & supplies whsle . . . . .	186	1 853	8 348	32	20	4	6	2	—	—	—	—	—
4219	Miscellaneous durable goods whsle . . . . .	105	718	2 827	15	11	2	1	—	1	—	—	—	—
422	Wholesale trade, nondurable goods . . . . .	1 050	9 165	46 160	65	35	13	8	3	4	1	1	—	—
4224	Grocery & related product whsle . . . . .	765	5 679	31 767	23	11	2	3	2	3	1	1	—	—
42241	General line grocery whsle . . . . .	(E)	(D)	(D)	5	3	—	—	—	1	—	1	—	—
42242	Packaged frozen food whsle . . . . .	218	1 893	8 845	5	2	—	1	—	1	1	—	—	—
422420	Packaged frozen food whsle . . . . .	218	1 893	8 845	5	2	—	1	—	1	1	—	—	—
42249	Other grocery & related products whsle . . . . .	141	1 560	5 965	7	3	1	—	2	1	—	—	—	—
422490	Other grocery & related products whsle . . . . .	141	1 560	5 965	7	3	1	—	2	1	—	—	—	—
<b>44-45</b>	<b>Retail trade . . . . .</b>	<b>11 306</b>	<b>52 980</b>	<b>221 594</b>	<b>731</b>	<b>301</b>	<b>174</b>	<b>138</b>	<b>71</b>	<b>26</b>	<b>18</b>	<b>2</b>	<b>1</b>	<b>—</b>
441	Motor vehicle & parts dealers . . . . .	1 816	14 212	62 376	95	29	22	17	18	7	2	—	—	—
4411	Automobile dealers . . . . .	1 207	10 333	45 780	43	16	1	4	14	7	1	—	—	—
44111	New car dealers . . . . .	1 157	9 988	44 426	29	4	—	3	14	7	1	—	—	—
441110	New car dealers . . . . .	1 157	9 988	44 426	29	4	—	3	14	7	1	—	—	—
4412	Other motor vehicle dealers . . . . .	124	1 043	4 120	9	2	3	2	—	—	—	—	—	—
44122	Motorcycle & boat & other MV dealers . . . . .	(C)	(D)	(D)	7	2	2	1	2	—	—	—	—	—
4413	Automotive parts, accessories & tire stores . . . . .	485	2 836	12 476	43	11	18	11	2	—	1	—	—	—
44131	Automotive parts, accessories & tire stores . . . . .	366	2 039	8 674	31	11	12	5	2	—	1	—	—	—
441310	Automotive parts, accessories & tire stores . . . . .	366	2 039	8 674	31	11	12	5	2	—	1	—	—	—
44132	Tire dealers . . . . .	119	797	3 802	12	—	6	6	—	—	—	—	—	—
441320	Tire dealers . . . . .	119	797	3 802	12	—	6	6	—	—	—	—	—	—
442	Furniture & home furnishing stores . . . . .	344	1 813	7 496	43	25	6	7	5	—	—	—	—	—
4421	Furniture stores . . . . .	201	993	3 998	21	12	2	4	3	—	—	—	—	—
44211	Furniture stores . . . . .	201	993	3 998	21	12	2	4	3	—	—	—	—	—
442110	Furniture stores . . . . .	201	993	3 998	21	12	2	4	3	—	—	—	—	—
4422	Home furnishings stores . . . . .	143	820	3 498	22	13	4	3	2	—	—	—	—	—
443	Electronics & appliance stores . . . . .	282	1 251	4 691	26	16	4	4	1	—	1	—	—	—
4431	Electronics & appliance stores . . . . .	282	1 251	4 691	26	16	4	4	1	—	1	—	—	—
44311	Appliance, TV & all other electronics stores . . . . .	259	1 205	4 474	22	15	2	3	1	—	1	—	—	—
443112	Radio, television & other electronics stores . . . . .	200	986	3 571	11	7	2	—	1	—	1	—	—	—
444	Bldg material & garden equip & supp dealers . . . . .	930	4 420	18 315	64	24	18	11	8	2	—	1	—	—
4441	Building material & supplies dealers . . . . .	729	3 832	15 173	45	15	16	6	6	1	—	1	—	—
44411	Home centers . . . . .	(E)	(D)	(D)	2	1	—	—	—	—	—	1	—	—
44413	Hardware stores . . . . .	(C)	(D)	(D)	13	4	4	2	2	1	—	—	—	—
44419	Other building material dealers . . . . .	210	1 556	6 528	25	9	9	4	3	—	—	—	—	—
444190	Other building material dealers . . . . .	210	1 556	6 528	25	9	9	4	3	—	—	—	—	—
4442	Lawn & garden equip & supplies stores . . . . .	201	588	3 142	19	9	2	5	2	1	—	—	—	—
44422	Nursery & garden centers . . . . .	(C)	(D)	(D)	17	8	2	4	2	1	—	—	—	—
445	Food & beverage stores . . . . .	2 773	10 551	42 964	113	28	30	24	13	9	9	—	—	—
4451	Grocery stores . . . . .	2 509	9 831	39 423	77	15	16	17	11	9	9	—	—	—
44511	Grocery (except convenience) stores . . . . .	2 040	8 663	34 405	40	10	5	2	5	9	9	—	—	—
445110	Grocery (except convenience) stores . . . . .	2 040	8 663	34 405	40	10	5	2	5	9	9	—	—	—
44512	Convenience stores . . . . .	469	1 168	5 018	37	5	11	15	6	—	—	—	—	—
445120	Convenience stores . . . . .	469	1 168	5 018	37	5	11	15	6	—	—	—	—	—
4453	Beer, wine & liquor stores . . . . .	168	545	2 452	22	6	12	3	1	—	—	—	—	—
44531	Beer, wine & liquor stores . . . . .	168	545	2 452	22	6	12	3	1	—	—	—	—	—
445310	Beer, wine & liquor stores . . . . .	168	545	2 452	22	6	12	3	1	—	—	—	—	—
446	Health & personal care stores . . . . .	506	2 231	9 213	50	21	6	15	8	—	—	—	—	—
4461	Health & personal care stores . . . . .	506	2 231	9 213	50	21	6	15	8	—	—	—	—	—
44611	Pharmacies & drug stores . . . . .	380	1 799	7 287	24	2	3	12	7	—	—	—	—	—
446110	Pharmacies & drug stores . . . . .	380	1 799	7 287	24	2	3	12	7	—	—	—	—	—
447	Gasoline stations . . . . .	623	2 110	8 478	83	29	29	22	2	1	—	—	—	—
4471	Gasoline stations . . . . .	623	2 110	8 478	83	29	29	22	2	1	—	—	—	—
44711	Gasoline stations with convenience stores . . . . .	314	913	3 936	38	10	13	14	1	—	—	—	—	—
447110	Gasoline stations with convenience stores . . . . .	314	913	3 936	38	10	13	14	1	—	—	—	—	—
44719	Other gasoline stations . . . . .	309	1 197	4 542	45	19	16	8	1	1	—	—	—	—
447190	Other gasoline stations . . . . .	309	1 197	4 542	45	19	16	8	1	1	—	—	—	—

See footnotes at end of table.

**Table 6. Counties—Employees, Payroll, and Establishments by Industry: 2000—Con.**

[Excludes most government employees, railroad employees, and self-employed persons. Size class 1 to 4 includes establishments with payroll, but no employees, during mid-March pay period. (D) denotes figures withheld to avoid disclosing data for individual companies; the data are included in broader industry totals. Detailed industries with 100 or more employees are shown if industry was not a (D). For explanation of terms, abbreviations, and data reliability/comparability, see introductory text]

NAICS code	Industry	Number of employees for week including March 12	Payroll (\$1,000)		Total number of establishments	Number of establishments by employment-size class									
			First quarter	Annual		1 to 4	5 to 9	10 to 19	20 to 49	50 to 99	100 to 249	250 to 499	500 to 999	1,000 or more	
<b>HARFORD—Con.</b>															
<b>44-45 Retail trade—Con.</b>															
448	Clothing & clothing accessories stores .....	667	2 582	11 322	70	26	26	13	3	2	—	—	—	—	
4481	Clothing stores .....	499	1 841	8 488	37	11	11	10	3	2	—	—	—	—	
44812	Women's clothing stores .....	115	246	1 092	12	2	5	5	—	—	—	—	—	—	
448120	Women's clothing stores .....	115	246	1 092	12	2	5	5	—	—	—	—	—	—	
44814	Family clothing stores .....	290	1 304	6 110	11	2	3	1	3	2	—	—	—	—	
448140	Family clothing stores .....	290	1 304	6 110	11	2	3	1	3	2	—	—	—	—	
451	Sporting goods, hobby, book & music stores .....	423	1 115	4 614	44	27	6	4	6	1	—	—	—	—	
4511	Sporting goods, hobby, musical instrument stores .....	273	784	3 336	32	22	4	2	3	1	—	—	—	—	
45111	Sporting goods stores .....	109	324	1 349	19	16	1	1	—	1	—	—	—	—	
451110	Sporting goods stores .....	109	324	1 349	19	16	1	1	—	1	—	—	—	—	
45112	Hobby, toy & game stores .....	119	313	1 377	10	5	2	1	2	—	—	—	—	—	
451120	Hobby, toy & game stores .....	119	313	1 377	10	5	2	1	2	—	—	—	—	—	
4512	Book, periodical & music stores .....	150	331	1 278	12	5	2	2	3	—	—	—	—	—	
45121	Book stores & news dealers .....	125	246	951	7	2	—	2	3	—	—	—	—	—	
452	General merchandise stores .....	1 721	6 204	25 837	28	3	8	5	2	3	6	1	—	—	
4521	Department stores .....	1 434	5 222	21 533	9	—	—	—	—	3	5	1	—	—	
45211	Department stores .....	1 434	5 222	21 533	9	—	—	—	—	3	5	1	—	—	
452110	Department stores .....	1 434	5 222	21 533	9	—	—	—	—	3	5	1	—	—	
4529	Other general merchandise stores .....	287	982	4 304	19	3	8	5	2	—	1	—	—	—	
45291	Warehouse clubs & superstores .....	(C)	(D)	(D)	1	—	—	—	—	—	1	—	—	—	
45299	All other general merchandise stores .....	(C)	(D)	(D)	18	3	8	5	2	—	—	—	—	—	
453	Miscellaneous store retailers .....	451	1 352	6 089	79	53	12	9	5	—	—	—	—	—	
4531	Florists .....	118	227	984	18	11	3	2	2	—	—	—	—	—	
45311	Florists .....	118	227	984	18	11	3	2	2	—	—	—	—	—	
453110	Florists .....	118	227	984	18	11	3	2	2	—	—	—	—	—	
4532	Office supplies, stationery & gift stores .....	(C)	(D)	(D)	19	11	2	4	2	—	—	—	—	—	
4539	Other miscellaneous store retailers .....	140	519	2 627	31	21	7	2	1	—	—	—	—	—	
454	Nonstore retailers .....	770	5 139	20 199	36	20	7	7	—	1	—	—	1	—	
4541	Electronic shopping & mail-order houses .....	(F)	(D)	(D)	5	1	3	—	—	—	—	—	1	—	
45411	Electronic shopping & mail-order houses .....	(F)	(D)	(D)	5	1	3	—	—	—	—	—	1	—	
4543	Direct selling establishments .....	(C)	(D)	(D)	28	17	4	6	—	1	—	—	—	—	
45431	Fuel dealers .....	156	1 199	4 968	14	6	2	5	—	1	—	—	—	—	
454311	Heating oil dealers .....	102	721	3 254	8	3	2	2	—	1	—	—	—	—	
<b>48-49</b>	<b>Transportation &amp; warehousing .....</b>	<b>1 666</b>	<b>11 156</b>	<b>46 030</b>	<b>176</b>	<b>105</b>	<b>28</b>	<b>25</b>	<b>12</b>	<b>2</b>	<b>4</b>	—	—	—	
484	Truck transportation .....	717	6 256	25 668	96	66	12	8	7	2	1	—	—	—	
4841	General freight trucking .....	311	2 992	11 524	35	25	5	2	1	1	1	—	—	—	
48412	General freight trucking, long-distance .....	289	2 846	10 863	19	11	3	2	1	1	1	—	—	—	
4842	Specialized freight trucking .....	406	3 264	14 144	61	41	7	6	6	1	—	—	—	—	
48422	Specialized freight (exc used) trucking, local .....	157	987	4 328	41	31	6	3	1	—	—	—	—	—	
484220	Specialized freight (exc used) trucking, local .....	157	987	4 328	41	31	6	3	1	—	—	—	—	—	
48423	Specialized freight (exc used) trucking, LDist .....	174	1 813	7 692	9	3	1	—	4	1	—	—	—	—	
484230	Specialized freight (exc used) trucking, LDist .....	174	1 813	7 692	9	3	1	—	4	1	—	—	—	—	
485	Transit & ground passenger transportation .....	423	1 386	6 053	48	18	12	15	3	—	—	—	—	—	
4854	School & employee bus transportation .....	326	1 116	4 158	42	17	11	12	2	—	—	—	—	—	
48541	School & employee bus transportation .....	326	1 116	4 158	42	17	11	12	2	—	—	—	—	—	
485410	School & employee bus transportation .....	326	1 116	4 158	42	17	11	12	2	—	—	—	—	—	
488	Transportation support activities .....	210	1 294	4 886	16	9	3	2	1	—	1	—	—	—	
4881	Air transportation support activities .....	(C)	(D)	(D)	5	2	1	1	—	—	1	—	—	—	
48811	Airport operations .....	(C)	(D)	(D)	1	—	—	—	—	—	1	—	—	—	
492	Couriers & messengers .....	(C)	(D)	(D)	10	8	1	—	—	—	1	—	—	—	
4922	Local messengers & local delivery .....	(C)	(D)	(D)	8	6	1	—	—	—	1	—	—	—	
49221	Local messengers & local delivery .....	(C)	(D)	(D)	8	6	1	—	—	—	1	—	—	—	
493	Warehousing & storage .....	(C)	(D)	(D)	2	—	—	—	1	—	1	—	—	—	
4931	Warehousing & storage .....	(C)	(D)	(D)	2	—	—	—	1	—	1	—	—	—	
49311	General warehousing & storage .....	(C)	(D)	(D)	2	—	—	—	1	—	1	—	—	—	
<b>51</b>	<b>Information .....</b>	<b>794</b>	<b>6 499</b>	<b>29 320</b>	<b>59</b>	<b>33</b>	<b>7</b>	<b>9</b>	<b>7</b>	<b>2</b>	<b>1</b>	—	—	—	
511	Publishing industries .....	240	1 465	7 743	11	6	2	1	1	—	1	—	—	—	
5111	Newspaper, periodical, book, database publishers .....	(C)	(D)	(D)	9	5	2	—	1	—	1	—	—	—	
51111	Newspaper publishers .....	(C)	(D)	(D)	4	1	2	—	—	—	1	—	—	—	
512	Motion picture & sound recording industries .....	119	421	1 642	8	3	—	3	2	—	—	—	—	—	
5121	Motion picture & video industries .....	119	421	1 642	8	3	—	3	2	—	—	—	—	—	
513	Broadcasting & telecommunications .....	283	3 395	14 739	30	20	3	3	3	1	—	—	—	—	
5133	Telecommunications .....	188	2 619	11 982	21	14	3	2	1	1	—	—	—	—	
51331	Wired telecommunications carriers .....	(C)	(D)	(D)	13	8	1	2	1	1	—	—	—	—	
514	Information & data processing services .....	152	1 218	5 196	10	4	2	2	1	1	—	—	—	—	
5142	Data processing services .....	131	1 161	4 804	5	1	—	2	1	1	—	—	—	—	
51421	Data processing services .....	131	1 161	4 804	5	1	—	2	1	1	—	—	—	—	
514210	Data processing services .....	131	1 161	4 804	5	1	—	2	1	1	—	—	—	—	

See footnotes at end of table.

**Table 6. Counties—Employees, Payroll, and Establishments by Industry: 2000—Con.**

[Excludes most government employees, railroad employees, and self-employed persons. Size class 1 to 4 includes establishments with payroll, but no employees, during mid-March pay period. (D) denotes figures withheld to avoid disclosing data for individual companies; the data are included in broader industry totals. Detailed industries with 100 or more employees are shown if industry was not a (D). For explanation of terms, abbreviations, and data reliability/comparability, see introductory text]

NAICS code	Industry	Number of employees for week including March 12	Payroll (\$1,000)		Total number of establishments	Number of establishments by employment-size class								
			First quarter	Annual		1 to 4	5 to 9	10 to 19	20 to 49	50 to 99	100 to 249	250 to 499	500 to 999	1,000 or more
<b>HARFORD—Con.</b>														
<b>52</b>	<b>Finance &amp; insurance</b>	<b>2 046</b>	<b>15 948</b>	<b>65 475</b>	<b>260</b>	<b>146</b>	<b>68</b>	<b>28</b>	<b>12</b>	<b>2</b>	<b>4</b>	—	—	—
522	Credit intermediation & related activities	1 460	9 238	38 818	123	37	52	21	8	2	3	—	—	—
5221	Depository credit intermediation	906	5 986	24 239	79	11	38	21	7	2	—	—	—	—
52211	Commercial banking	561	3 460	13 862	58	4	31	19	4	—	—	—	—	—
522110	Commercial banking	561	3 460	13 862	58	4	31	19	4	—	—	—	—	—
52213	Credit unions	281	2 180	8 883	10	2	2	1	3	2	—	—	—	—
522130	Credit unions	281	2 180	8 883	10	2	2	1	3	2	—	—	—	—
5222	Nondepository credit intermediation	(E)	(D)	(D)	31	17	13	—	—	—	1	—	—	—
52222	Sales financing	(C)	(D)	(D)	4	1	2	—	—	—	1	—	—	—
52229	Other nondepository credit intermediation	(C)	(D)	(D)	27	16	11	—	—	—	—	—	—	—
5223	Activities related to credit intermediation	(E)	(D)	(D)	13	9	1	—	1	—	2	—	—	—
52239	Other credit intermediation activities	(E)	(D)	(D)	5	3	—	—	—	—	2	—	—	—
523	Security, commodity contracts & like activity	(C)	(D)	(D)	27	18	4	3	2	—	—	—	—	—
524	Insurance carriers & related activities	435	3 989	16 343	109	90	12	4	2	—	1	—	—	—
5241	Insurance carriers	160	1 931	7 815	22	19	1	1	—	—	1	—	—	—
52412	Other direct insurance carriers	(C)	(D)	(D)	15	12	1	1	—	—	1	—	—	—
524126	Direct property & casualty insurance carriers	148	1 701	6 895	14	11	1	1	—	—	1	—	—	—
5242	Agencies & other insurance related activities	275	2 058	8 528	87	71	11	3	2	—	—	—	—	—
52421	Insurance agencies & brokerages	255	1 893	7 788	75	59	11	3	2	—	—	—	—	—
524210	Insurance agencies & brokerages	255	1 893	7 788	75	59	11	3	2	—	—	—	—	—
<b>53</b>	<b>Real estate &amp; rental &amp; leasing</b>	<b>764</b>	<b>4 049</b>	<b>18 969</b>	<b>185</b>	<b>123</b>	<b>40</b>	<b>18</b>	<b>4</b>	—	—	—	—	—
531	Real estate	522	2 950	14 155	146	107	25	11	3	—	—	—	—	—
5311	Lessors of real estate	224	1 112	6 162	52	34	10	7	1	—	—	—	—	—
53111	Lessors of residential buildings & dwellings	163	858	5 010	24	11	5	7	1	—	—	—	—	—
531110	Lessors of residential buildings & dwellings	163	858	5 010	24	11	5	7	1	—	—	—	—	—
5312	Offices of real estate agents & brokers	107	738	3 162	44	36	7	1	—	—	—	—	—	—
53121	Offices of real estate agents & brokers	107	738	3 162	44	36	7	1	—	—	—	—	—	—
531210	Offices of real estate agents & brokers	107	738	3 162	44	36	7	1	—	—	—	—	—	—
5313	Activities related to real estate	191	1 100	4 831	50	37	8	3	2	—	—	—	—	—
53131	Real estate property managers	132	735	3 153	20	10	5	3	2	—	—	—	—	—
531311	Residential property managers	109	586	2 447	15	6	5	2	2	—	—	—	—	—
532	Rental & leasing services	242	1 099	4 814	39	16	15	7	1	—	—	—	—	—
5322	Consumer goods rental	168	612	2 710	27	12	10	4	1	—	—	—	—	—
53223	Video tape & disc rental	119	283	1 099	19	7	8	4	—	—	—	—	—	—
532230	Video tape & disc rental	119	283	1 099	19	7	8	4	—	—	—	—	—	—
<b>54</b>	<b>Professional, scientific &amp; technical services</b>	<b>3 672</b>	<b>33 102</b>	<b>149 995</b>	<b>486</b>	<b>346</b>	<b>66</b>	<b>39</b>	<b>21</b>	<b>8</b>	<b>5</b>	<b>1</b>	—	—
541	Professional, scientific & technical services	3 672	33 102	149 995	486	346	66	39	21	8	5	1	—	—
5411	Legal services	327	2 467	10 479	95	76	11	6	2	—	—	—	—	—
54111	Offices of lawyers	274	2 053	8 885	82	66	10	4	2	—	—	—	—	—
541110	Offices of lawyers	274	2 053	8 885	82	66	10	4	2	—	—	—	—	—
5412	Accounting, tax prep, bookkeep, payroll services	278	1 478	6 828	74	57	9	6	2	—	—	—	—	—
54121	Accounting, tax prep, bookkeep, payroll services	278	1 478	6 828	74	57	9	6	2	—	—	—	—	—
541211	Offices of certified public accountants	138	1 020	5 143	37	27	7	2	1	—	—	—	—	—
5413	Architectural, engineering & related services	1 030	10 407	47 783	81	50	11	6	7	5	2	—	—	—
54133	Engineering services	808	8 332	38 372	48	29	6	2	4	5	2	—	—	—
541330	Engineering services	808	8 332	38 372	48	29	6	2	4	5	2	—	—	—
54138	Testing laboratories	109	1 097	4 399	6	2	—	2	2	—	—	—	—	—
541380	Testing laboratories	109	1 097	4 399	6	2	—	2	2	—	—	—	—	—
5415	Computer systems design & related services	434	4 246	19 468	69	51	9	5	3	—	1	—	—	—
54151	Computer systems design & related services	434	4 246	19 468	69	51	9	5	3	—	1	—	—	—
541511	Custom computer programming services	100	1 025	4 868	23	17	2	2	—	—	—	—	—	—
541512	Computer systems design services	268	2 608	11 091	27	17	6	3	—	—	1	—	—	—
5416	Management, sci & tech consulting services	487	3 793	18 579	61	45	9	4	1	—	2	—	—	—
54161	Management consulting services	334	2 643	12 775	45	35	5	3	1	—	1	—	—	—
541612	Human res & exec search consulting services	184	780	3 710	8	6	1	—	—	—	1	—	—	—
54162	Environmental consulting services	131	942	4 802	7	3	2	1	—	—	1	—	—	—
541620	Environmental consulting services	131	942	4 802	7	3	2	1	—	—	1	—	—	—
5417	Scientific R&D services	658	8 547	36 912	16	5	3	2	3	2	—	1	—	—
54171	R&D in physical, engineering & life sciences	(F)	(D)	(D)	15	5	2	2	3	2	—	1	—	—
5419	Oth professional, scientific, technical services	340	1 300	6 062	50	30	8	8	3	1	—	—	—	—
54194	Veterinary services	280	1 054	4 917	22	5	5	8	3	1	—	—	—	—
541940	Veterinary services	280	1 054	4 917	22	5	5	8	3	1	—	—	—	—
<b>55</b>	<b>Management of companies &amp; enterprises</b>	<b>750</b>	<b>5 956</b>	<b>23 110</b>	<b>21</b>	<b>6</b>	<b>5</b>	<b>5</b>	<b>3</b>	<b>1</b>	—	<b>1</b>	—	—
551	Management of companies & enterprises	750	5 956	23 110	21	6	5	5	3	1	—	1	—	—
5511	Management of companies & enterprises	750	5 956	23 110	21	6	5	5	3	1	—	1	—	—
55111	Management of companies & enterprises	750	5 956	23 110	21	6	5	5	3	1	—	1	—	—
<b>56</b>	<b>Admin, support, waste mgt, remediation services</b>	<b>3 169</b>	<b>15 785</b>	<b>76 639</b>	<b>306</b>	<b>196</b>	<b>52</b>	<b>31</b>	<b>13</b>	<b>7</b>	<b>6</b>	<b>1</b>	—	—

See footnotes at end of table.

**Table 6. Counties—Employees, Payroll, and Establishments by Industry: 2000—Con.**

[Excludes most government employees, railroad employees, and self-employed persons. Size class 1 to 4 includes establishments with payroll, but no employees, during mid-March pay period. (D) denotes figures withheld to avoid disclosing data for individual companies; the data are included in broader industry totals. Detailed industries with 100 or more employees are shown if industry was not a (D). For explanation of terms, abbreviations, and data reliability/comparability, see introductory text]

NAICS code	Industry	Number of employees for week including March 12	Payroll (\$1,000)		Total number of establishments	Number of establishments by employment-size class									
			First quarter	Annual		1 to 4	5 to 9	10 to 19	20 to 49	50 to 99	100 to 249	250 to 499	500 to 999	1,000 or more	
<b>HARFORD—Con.</b>															
<b>56</b>	<b>Admin, support, waste mgt, remediation services—Con.</b>														
561	Administrative & support services .....	2 927	13 983	68 158	289	187	47	31	11	7	5	1	—	—	
5611	Office administrative services .....	170	1 882	8 882	16	11	2	—	1	2	—	—	—	—	
56111	Office administrative services .....	170	1 882	8 882	16	11	2	—	1	2	—	—	—	—	
561110	Office administrative services .....	170	1 882	8 882	16	11	2	—	1	2	—	—	—	—	
5613	Employment services .....	1 119	6 013	28 487	25	10	3	5	—	4	2	1	—	—	
56132	Temporary help services .....	(G)	(D)	(D)	20	8	1	5	—	3	2	1	—	—	
5614	Business support services .....	147	794	3 118	19	8	7	2	2	—	—	—	—	—	
5616	Investigation & security services .....	246	684	4 498	19	13	1	2	2	—	1	—	—	—	
56161	Investigation, guard & armored car services ..	(C)	(D)	(D)	12	7	1	1	2	—	1	—	—	—	
5617	Services to buildings & dwellings .....	894	3 245	17 026	170	117	27	19	5	1	1	—	—	—	
56172	Janitorial services .....	361	974	4 520	50	31	9	7	2	—	1	—	—	—	
561720	Janitorial services .....	361	974	4 520	50	31	9	7	2	—	1	—	—	—	
56173	Landscaping services .....	443	1 766	10 073	97	70	15	8	3	1	—	—	—	—	
561730	Landscaping services .....	443	1 766	10 073	97	70	15	8	3	1	—	—	—	—	
5619	Other support services .....	272	948	4 095	21	15	3	1	1	—	1	—	—	—	
56199	All other support services .....	216	489	2 290	16	13	2	—	—	—	1	—	—	—	
561990	All other support services .....	216	489	2 290	16	13	2	—	—	—	1	—	—	—	
562	Waste management & remediation services .....	242	1 802	8 481	17	9	5	—	2	—	1	—	—	—	
5621	Waste collection .....	183	1 296	6 238	11	7	2	—	1	—	1	—	—	—	
56211	Waste collection .....	183	1 296	6 238	11	7	2	—	1	—	1	—	—	—	
<b>61</b>	<b>Educational services .....</b>	<b>598</b>	<b>2 621</b>	<b>10 685</b>	<b>41</b>	<b>25</b>	<b>4</b>	<b>3</b>	<b>5</b>	<b>3</b>	<b>1</b>	—	—	—	
611	Educational services .....	598	2 621	10 685	41	25	4	3	5	3	1	—	—	—	
6111	Elementary & secondary schools .....	460	2 312	8 981	11	3	1	—	3	3	1	—	—	—	
61111	Elementary & secondary schools .....	460	2 312	8 981	11	3	1	—	3	3	1	—	—	—	
611110	Elementary & secondary schools .....	460	2 312	8 981	11	3	1	—	3	3	1	—	—	—	
<b>62</b>	<b>Health care and social assistance .....</b>	<b>6 477</b>	<b>38 728</b>	<b>169 518</b>	<b>434</b>	<b>202</b>	<b>111</b>	<b>70</b>	<b>37</b>	<b>5</b>	<b>5</b>	<b>1</b>	<b>3</b>	—	
621	Ambulatory health care services .....	2 538	18 473	83 851	325	157	91	51	21	4	1	—	—	—	
6211	Offices of physicians .....	1 079	10 233	46 578	134	68	36	14	14	2	—	—	—	—	
62111	Offices of physicians .....	1 079	10 233	46 578	134	68	36	14	14	2	—	—	—	—	
621111	Offices of physicians (exc mental health) ...	1 059	10 088	45 970	129	66	33	14	14	2	—	—	—	—	
6212	Offices of dentists .....	588	3 499	16 669	91	36	34	19	2	—	—	—	—	—	
62121	Offices of dentists .....	588	3 499	16 669	91	36	34	19	2	—	—	—	—	—	
621210	Offices of dentists .....	588	3 499	16 669	91	36	34	19	2	—	—	—	—	—	
6213	Offices of other health practitioners .....	351	1 814	7 836	60	34	13	11	2	—	—	—	—	—	
62134	Offices of PT, OT, speech therapy & audiology .....	140	588	2 577	16	7	3	5	1	—	—	—	—	—	
621340	Offices of PT, OT, speech therapy & audiology .....	140	588	2 577	16	7	3	5	1	—	—	—	—	—	
6214	Outpatient care centers .....	105	734	3 692	18	10	5	2	1	—	—	—	—	—	
6215	Medical & diagnostic laboratories .....	105	782	2 940	8	4	1	1	1	1	—	—	—	—	
62151	Medical & diagnostic laboratories .....	105	782	2 940	8	4	1	1	1	1	—	—	—	—	
6216	Home health care services .....	280	1 328	5 793	9	3	—	3	1	1	1	—	—	—	
62161	Home health care services .....	280	1 328	5 793	9	3	—	3	1	1	1	—	—	—	
621610	Home health care services .....	280	1 328	5 793	9	3	—	3	1	1	1	—	—	—	
622	Hospitals .....	(G)	(D)	(D)	3	1	—	—	—	—	—	—	2	—	
6221	General medical & surgical hospitals .....	(G)	(D)	(D)	2	—	—	—	—	—	—	—	2	—	
62211	General medical & surgical hospitals .....	(G)	(D)	(D)	2	—	—	—	—	—	—	—	2	—	
623	Nursing & residential care facilities .....	1 387	6 474	24 520	32	15	7	2	4	—	3	—	1	—	
6231	Nursing care facilities .....	(E)	(D)	(D)	2	—	—	—	—	—	2	—	—	—	
62311	Nursing care facilities .....	(E)	(D)	(D)	2	—	—	—	—	—	2	—	—	—	
6232	Residential mental retardation, health facil .....	(F)	(D)	(D)	17	9	3	1	2	—	1	—	1	—	
62321	Residential mental retardation facilities .....	662	2 288	7 600	13	8	3	—	1	—	—	—	1	—	
623210	Residential mental retardation facilities .....	662	2 288	7 600	13	8	3	—	1	—	—	—	1	—	
62322	Residential mental health, subst abuse facil ..	(C)	(D)	(D)	4	1	—	1	1	—	1	—	—	—	
624	Social assistance .....	(G)	(D)	(D)	74	29	13	17	12	1	1	1	—	—	
6241	Individual & family services .....	386	1 553	6 157	18	8	5	2	2	—	—	1	—	—	
62412	Services for elderly & disabled persons .....	314	1 200	4 507	7	3	1	1	1	—	—	1	—	—	
624120	Services for elderly & disabled persons .....	314	1 200	4 507	7	3	1	1	1	—	—	1	—	—	
6243	Vocational rehabilitation services .....	(C)	(D)	(D)	8	3	2	1	1	1	—	—	—	—	
62431	Vocational rehabilitation services .....	(C)	(D)	(D)	8	3	2	1	1	1	—	—	—	—	
6244	Child day care services .....	599	1 941	7 448	43	14	5	14	9	—	1	—	—	—	
62441	Child day care services .....	599	1 941	7 448	43	14	5	14	9	—	1	—	—	—	
624410	Child day care services .....	599	1 941	7 448	43	14	5	14	9	—	1	—	—	—	
<b>71</b>	<b>Arts, entertainment &amp; recreation .....</b>	<b>1 276</b>	<b>3 242</b>	<b>14 233</b>	<b>58</b>	<b>30</b>	<b>8</b>	<b>6</b>	<b>9</b>	<b>2</b>	<b>2</b>	<b>1</b>	—	—	
713	Amusement, gambling & recreation industries .....	1 213	2 982	13 219	42	17	7	4	9	2	2	1	—	—	
7139	Other amusement & recreation industries .....	(G)	(D)	(D)	40	17	5	4	9	2	2	1	—	—	
71391	Golf courses & country clubs .....	310	966	5 437	7	—	—	2	3	1	1	—	—	—	
713910	Golf courses & country clubs .....	310	966	5 437	7	—	—	2	3	1	1	—	—	—	
71394	Fitness & recreational sports centers .....	736	1 691	6 136	17	10	1	2	1	1	1	—	—	—	
713940	Fitness & recreational sports centers .....	736	1 691	6 136	17	10	1	2	1	1	1	—	—	—	

See footnotes at end of table.

**Table 6. Counties—Employees, Payroll, and Establishments by Industry: 2000—Con.**

[Excludes most government employees, railroad employees, and self-employed persons. Size class 1 to 4 includes establishments with payroll, but no employees, during mid-March pay period. (D) denotes figures withheld to avoid disclosing data for individual companies; the data are included in broader industry totals. Detailed industries with 100 or more employees are shown if industry was not a (D). For explanation of terms, abbreviations, and data reliability/comparability, see introductory text]

NAICS code	Industry	Number of employees for week including March 12	Payroll (\$1,000)		Total number of establishments	Number of establishments by employment-size class								
			First quarter	Annual		1 to 4	5 to 9	10 to 19	20 to 49	50 to 99	100 to 249	250 to 499	500 to 999	1,000 or more
<b>HARFORD—Con.</b>														
<b>72</b>	<b>Accommodation &amp; food services</b> .....	<b>6 120</b>	<b>14 448</b>	<b>62 932</b>	<b>292</b>	<b>85</b>	<b>43</b>	<b>49</b>	<b>84</b>	<b>29</b>	<b>1</b>	<b>1</b>	—	—
721	Accommodation .....	404	1 117	5 453	31	11	5	10	4	1	—	—	—	—
7211	Traveler accommodation .....	369	994	4 675	24	7	3	9	4	1	—	—	—	—
72111	Hotels (exc casino hotels) & motels .....	369	994	4 675	24	7	3	9	4	1	—	—	—	—
721110	Hotels (exc casino hotels) & motels .....	369	994	4 675	24	7	3	9	4	1	—	—	—	—
722	Food services & drinking places .....	5 716	13 331	57 479	261	74	38	39	80	28	1	1	—	—
7221	Full-service restaurants .....	3 047	7 373	31 289	111	22	15	13	41	19	1	—	—	—
72211	Full-service restaurants .....	3 047	7 373	31 289	111	22	15	13	41	19	1	—	—	—
722110	Full-service restaurants .....	3 047	7 373	31 289	111	22	15	13	41	19	1	—	—	—
7222	Limited-service eating places .....	2 203	4 773	20 311	126	40	17	24	36	9	—	—	—	—
72221	Limited-service eating places .....	2 203	4 773	20 311	126	40	17	24	36	9	—	—	—	—
722211	Limited-service restaurants .....	2 015	4 359	18 401	109	34	16	18	32	9	—	—	—	—
7223	Special food services .....	434	1 127	5 511	15	6	4	1	3	—	—	1	—	—
72231	Food service contractors .....	348	920	4 416	5	—	2	1	1	—	—	1	—	—
722310	Food service contractors .....	348	920	4 416	5	—	2	1	1	—	—	1	—	—
<b>81</b>	<b>Other services (except public administration)</b> .....	<b>3 099</b>	<b>12 901</b>	<b>54 144</b>	<b>506</b>	<b>310</b>	<b>106</b>	<b>57</b>	<b>28</b>	<b>5</b>	—	—	—	—
811	Repair & maintenance .....	1 006	5 993	25 029	194	123	43	18	10	—	—	—	—	—
8111	Automotive repair & maintenance .....	747	4 347	18 042	128	72	35	13	8	—	—	—	—	—
81111	Automotive mechanical & electrical R&M .....	304	1 899	7 883	63	39	17	5	2	—	—	—	—	—
811111	General automotive repair .....	238	1 422	5 938	50	30	14	5	1	—	—	—	—	—
811112	Automotive body, paint, interior & glass repair .....	272	1 847	7 602	38	17	13	5	3	—	—	—	—	—
811121	Automotive body, paint & interior R&M .....	255	1 689	6 912	34	15	11	5	3	—	—	—	—	—
81119	Other automotive R&M .....	171	601	2 557	27	16	5	3	3	—	—	—	—	—
8113	Commercial equipment (exc auto & elec) R&M .....	100	698	2 910	20	14	3	2	1	—	—	—	—	—
81131	Commercial equipment (exc auto & elec) R&M .....	100	698	2 910	20	14	3	2	1	—	—	—	—	—
811310	Commercial equipment (exc auto & elec) R&M .....	100	698	2 910	20	14	3	2	1	—	—	—	—	—
812	Personal & laundry services .....	1 065	3 271	14 170	163	97	32	22	10	2	—	—	—	—
8121	Personal care services .....	701	2 065	9 140	94	50	20	16	7	1	—	—	—	—
81211	Hair, nail & skin care services .....	639	1 908	8 439	82	43	17	14	7	1	—	—	—	—
812112	Beauty salons .....	607	1 762	7 800	77	40	16	13	7	1	—	—	—	—
8122	Death care services .....	143	584	2 355	13	5	4	1	2	1	—	—	—	—
8123	Drycleaning & laundry services .....	129	336	1 424	28	21	2	5	—	—	—	—	—	—
81232	Drycleaning & laundry services (exc coin-op) .....	120	305	1 292	24	18	1	5	—	—	—	—	—	—
812320	Drycleaning & laundry services (exc coin-op) .....	120	305	1 292	24	18	1	5	—	—	—	—	—	—
813	Religious, grantmaking, civic, prof & like organizations .....	1 028	3 637	14 945	149	90	31	17	8	3	—	—	—	—
8131	Religious organizations .....	703	2 338	9 591	94	52	23	12	5	2	—	—	—	—
81311	Religious organizations .....	703	2 338	9 591	94	52	23	12	5	2	—	—	—	—
813110	Religious organizations .....	703	2 338	9 591	94	52	23	12	5	2	—	—	—	—
8134	Civic & social organizations .....	181	336	1 573	23	9	7	4	3	—	—	—	—	—
81341	Civic & social organizations .....	181	336	1 573	23	9	7	4	3	—	—	—	—	—
813410	Civic & social organizations .....	181	336	1 573	23	9	7	4	3	—	—	—	—	—
<b>95</b>	<b>Auxiliaries (exc corporate, subsidiary &amp; regional mgt)</b> .....	<b>2 915</b>	<b>28 843</b>	<b>144 028</b>	<b>73</b>	<b>11</b>	<b>22</b>	<b>16</b>	<b>14</b>	<b>4</b>	<b>4</b>	<b>1</b>	<b>1</b>	—
<b>99</b>	<b>Unclassified establishments</b> .....	<b>111</b>	<b>253</b>	<b>1 338</b>	<b>43</b>	<b>37</b>	<b>4</b>	<b>1</b>	<b>1</b>	—	—	—	—	—
<b>HOWARD</b>														
	<b>Total</b> .....	<b>134 990</b>	<b>1 286 507</b>	<b>5 374 861</b>	<b>7 342</b>	<b>3 704</b>	<b>1 373</b>	<b>1 004</b>	<b>736</b>	<b>283</b>	<b>172</b>	<b>50</b>	<b>13</b>	<b>7</b>
<b>11</b>	<b>Forestry, fishing, hunting, and agriculture support</b> .....	<b>(B)</b>	<b>(D)</b>	<b>(D)</b>	<b>11</b>	<b>8</b>	<b>1</b>	<b>1</b>	<b>1</b>	—	—	—	—	—
<b>21</b>	<b>Mining</b> .....	<b>(B)</b>	<b>(D)</b>	<b>(D)</b>	<b>3</b>	<b>2</b>	—	—	<b>1</b>	—	—	—	—	—
<b>22</b>	<b>Utilities</b> .....	<b>(C)</b>	<b>(D)</b>	<b>(D)</b>	<b>3</b>	<b>2</b>	—	—	—	—	<b>1</b>	—	—	—
221	Utilities .....	(C)	(D)	(D)	3	2	—	—	—	—	1	—	—	—
2211	Elec pwr generation, transmsn & distribution .....	(C)	(D)	(D)	1	—	—	—	—	—	1	—	—	—
22112	Electric pwr transmsn, control & distribution .....	(C)	(D)	(D)	1	—	—	—	—	—	1	—	—	—
<b>23</b>	<b>Construction</b> .....	<b>10 395</b>	<b>93 837</b>	<b>423 459</b>	<b>815</b>	<b>432</b>	<b>161</b>	<b>107</b>	<b>67</b>	<b>35</b>	<b>10</b>	<b>2</b>	<b>1</b>	—
233	Building, developing & general contracting .....	2 080	23 996	100 792	284	178	54	33	10	8	1	—	—	—
2331	Land subdivision & land development .....	275	4 335	16 421	30	14	9	5	1	1	—	—	—	—
23311	Land subdivision & land development .....	275	4 335	16 421	30	14	9	5	1	1	—	—	—	—
233110	Land subdivision & land development .....	275	4 335	16 421	30	14	9	5	1	1	—	—	—	—
2332	Residential building construction .....	1 421	15 206	64 945	215	145	36	23	5	5	1	—	—	—
23321	Single-family housing construction .....	1 352	14 685	62 849	202	137	33	21	5	5	1	—	—	—
233210	Single-family housing construction .....	1 352	14 685	62 849	202	137	33	21	5	5	1	—	—	—
2333	Nonresidential building construction .....	384	4 455	19 426	39	19	9	5	4	2	—	—	—	—
23332	Commercial & institutional bldg construction .....	344	4 131	18 028	32	15	8	3	4	2	—	—	—	—
233320	Commercial & institutional bldg construction .....	344	4 131	18 028	32	15	8	3	4	2	—	—	—	—

See footnotes at end of table.

**Table 6. Counties—Employees, Payroll, and Establishments by Industry: 2000—Con.**

[Excludes most government employees, railroad employees, and self-employed persons. Size class 1 to 4 includes establishments with payroll, but no employees, during mid-March pay period. (D) denotes figures withheld to avoid disclosing data for individual companies; the data are included in broader industry totals. Detailed industries with 100 or more employees are shown if industry was not a (D). For explanation of terms, abbreviations, and data reliability/comparability, see introductory text]

NAICS code	Industry	Number of employees for week including March 12	Payroll (\$1,000)		Total number of establishments	Number of establishments by employment-size class								
			First quarter	Annual		1 to 4	5 to 9	10 to 19	20 to 49	50 to 99	100 to 249	250 to 499	500 to 999	1,000 or more
<b>HOWARD—Con.</b>														
<b>23</b>	<b>Construction—Con.</b>													
234	Heavy construction .....	1 560	13 652	66 152	45	11	11	9	8	3	2	—	1	—
2341	Highway, street, bridge & tunnel construction ...	974	9 028	44 076	15	5	3	3	1	—	2	—	1	—
23411	Highway & street construction .....	(F)	(D)	(D)	14	5	3	3	1	—	1	—	1	—
23412	Bridge & tunnel construction .....	(C)	(D)	(D)	1	—	—	—	—	—	1	—	—	—
2349	Other heavy construction .....	586	4 624	22 076	30	6	8	6	7	3	—	—	—	—
23491	Water, sewer & pipeline construction .....	275	2 236	10 560	9	2	1	2	1	3	—	—	—	—
234910	Water, sewer & pipeline construction .....	275	2 236	10 560	9	2	1	2	1	3	—	—	—	—
23499	All other heavy construction .....	257	2 229	10 700	18	4	5	4	5	—	—	—	—	—
234990	All other heavy construction .....	257	2 229	10 700	18	4	5	4	5	—	—	—	—	—
235	Special trade contractors .....	6 755	56 189	256 515	486	243	96	65	49	24	7	2	—	—
2351	Plumbing, heating & AC contractor .....	1 678	15 153	63 288	104	50	17	18	14	2	1	2	—	—
23511	Plumbing, heating & AC contractor .....	1 678	15 153	63 288	104	50	17	18	14	2	1	2	—	—
235110	Plumbing, heating & AC contractor .....	1 678	15 153	63 288	104	50	17	18	14	2	1	2	—	—
2352	Painting & wall covering contractors .....	253	1 438	5 887	41	25	9	3	4	—	—	—	—	—
23521	Painting & wall covering contractors .....	253	1 438	5 887	41	25	9	3	4	—	—	—	—	—
235210	Painting & wall covering contractors .....	253	1 438	5 887	41	25	9	3	4	—	—	—	—	—
2353	Electrical contractors .....	1 479	12 913	67 184	86	43	17	11	5	7	3	—	—	—
23531	Electrical contractors .....	1 479	12 913	67 184	86	43	17	11	5	7	3	—	—	—
235310	Electrical contractors .....	1 479	12 913	67 184	86	43	17	11	5	7	3	—	—	—
2354	Masonry, drywall, insulation, tile contractors ...	(F)	(D)	(D)	47	23	12	6	4	1	1	—	—	—
23541	Masonry & stone contractors .....	284	1 269	4 110	22	11	6	3	—	1	1	—	—	—
235410	Masonry & stone contractors .....	284	1 269	4 110	22	11	6	3	—	1	1	—	—	—
23542	Drywall, acoustical & insulation contractors ...	179	1 399	6 744	18	9	3	2	4	—	—	—	—	—
235420	Drywall, acoustical & insulation contractors ...	179	1 399	6 744	18	9	3	2	4	—	—	—	—	—
2355	Carpentry & floor contractors .....	631	4 938	24 518	61	32	10	10	5	4	—	—	—	—
23551	Carpentry contractors .....	520	4 142	20 283	45	24	7	7	3	4	—	—	—	—
235510	Carpentry contractors .....	520	4 142	20 283	45	24	7	7	3	4	—	—	—	—
23552	Floor laying & other floor contractors .....	111	796	4 235	16	8	3	3	2	—	—	—	—	—
235520	Floor laying & other floor contractors .....	111	796	4 235	16	8	3	3	2	—	—	—	—	—
2356	Roofing, siding, & sheet metal contractors .....	330	4 143	14 422	18	8	4	—	3	3	—	—	—	—
23561	Roofing, siding, & sheet metal contractors ...	330	4 143	14 422	18	8	4	—	3	3	—	—	—	—
235610	Roofing, siding, & sheet metal contractors ...	330	4 143	14 422	18	8	4	—	3	3	—	—	—	—
2357	Concrete contractors .....	639	4 222	19 144	36	13	6	5	9	3	—	—	—	—
23571	Concrete contractors .....	639	4 222	19 144	36	13	6	5	9	3	—	—	—	—
235710	Concrete contractors .....	639	4 222	19 144	36	13	6	5	9	3	—	—	—	—
2359	Other special trade contractors .....	1 240	10 378	49 639	92	48	21	12	5	4	2	—	—	—
23593	Excavation contractors .....	274	2 038	10 760	35	25	6	1	—	3	—	—	—	—
235930	Excavation contractors .....	274	2 038	10 760	35	25	6	1	—	3	—	—	—	—
23595	Bldg equip & oth mach installation contractor ...	156	2 028	9 509	6	—	2	2	1	1	—	—	—	—
235950	Bldg equip & oth mach installation contractor ...	156	2 028	9 509	6	—	2	2	1	1	—	—	—	—
23599	All other special trade contractors .....	703	5 240	24 355	38	18	10	5	3	—	2	—	—	—
235990	All other special trade contractors .....	703	5 240	24 355	38	18	10	5	3	—	2	—	—	—
<b>31-33</b>	<b>Manufacturing .....</b>													
<b>311</b>	<b>Food mfg .....</b>													
311	Food mfg .....	607	4 700	17 763	19	5	3	5	2	2	2	—	—	—
3115	Dairy product mfg .....	285	2 764	9 641	4	1	—	—	1	1	1	—	—	—
31152	Ice cream & frozen dessert mfg .....	(C)	(D)	(D)	3	1	—	—	1	—	1	—	—	—
3119	Other food mfg .....	(C)	(D)	(D)	4	1	—	1	1	—	1	—	—	—
31194	Seasoning & dressing mfg .....	(C)	(D)	(D)	1	—	—	—	—	—	1	—	—	—
321	Wood product mfg .....	125	1 000	2 406	7	3	1	—	2	1	—	—	—	—
3219	Other wood product mfg .....	125	1 000	2 406	7	3	1	—	2	1	—	—	—	—
323	Printing & related support activities .....	511	4 626	19 355	37	12	8	7	9	1	—	—	—	—
3231	Printing & related support activities .....	511	4 626	19 355	37	12	8	7	9	1	—	—	—	—
32311	Printing .....	433	4 010	16 573	30	9	7	6	7	1	—	—	—	—
323110	Commercial lithographic printing .....	185	1 799	7 448	15	4	4	4	3	—	—	—	—	—
324	Petroleum & coal products mfg .....	167	1 509	5 882	4	—	—	1	2	1	—	—	—	—
3241	Petroleum & coal products mfg .....	167	1 509	5 882	4	—	—	1	2	1	—	—	—	—
32412	Asphalt paving, roofing & saturated mat mfg ..	(C)	(D)	(D)	3	—	—	1	1	1	—	—	—	—
325	Chemical mfg .....	302	3 060	12 976	11	1	3	2	3	1	1	—	—	—
3254	Pharmaceutical & medicine mfg .....	(C)	(D)	(D)	3	1	—	1	—	—	1	—	—	—
32541	Pharmaceutical & medicine mfg .....	(C)	(D)	(D)	3	1	—	1	—	—	1	—	—	—
3259	Other chemical product & preparation mfg .....	(C)	(D)	(D)	4	—	—	—	3	1	—	—	—	—
32591	Printing ink mfg .....	(C)	(D)	(D)	4	—	—	—	3	1	—	—	—	—
326	Plastics & rubber products mfg .....	351	3 006	10 125	7	3	—	1	2	—	—	1	—	—
3261	Plastics product mfg .....	351	3 006	10 125	7	3	—	1	2	—	—	1	—	—
32619	Other plastics product mfg .....	(E)	(D)	(D)	6	3	—	1	1	—	—	1	—	—
327	Nonmetallic mineral product mfg .....	173	1 547	6 849	10	3	3	2	1	1	—	—	—	—
3273	Cement & concrete product mfg .....	163	1 491	5 862	7	1	2	2	1	1	—	—	—	—
32733	Concrete pipe, brick & block mfg .....	(C)	(D)	(D)	2	—	—	1	—	1	—	—	—	—
332	Fabricated metal product mfg .....	830	7 839	34 027	28	4	7	5	7	4	1	—	—	—
3323	Architectural & structural metals mfg .....	441	3 606	17 090	12	2	1	3	4	1	1	—	—	—
33232	Ornamental & architectural metal prod mfg ...	(E)	(D)	(D)	9	1	1	3	2	1	1	—	—	—
332322	Sheet metal work mfg .....	344	2 939	13 798	8	1	1	2	2	1	1	—	—	—
3327	Mach shops, turn prod, screw, nut, bolt mfg ...	150	1 477	6 056	6	2	1	1	1	1	—	—	—	—
33271	Machine shops .....	(C)	(D)	(D)	5	2	1	1	—	1	—	—	—	—
3328	Coating, engrave, heat treating & oth activity ...	107	1 063	4 170	4	—	2	1	—	1	—	—	—	—
33281	Coating, engrave, heat treating & oth activity ...	107	1 063	4 170	4	—	2	1	—	1	—	—	—	—

See footnotes at end of table.

**Table 6. Counties—Employees, Payroll, and Establishments by Industry: 2000—Con.**

[Excludes most government employees, railroad employees, and self-employed persons. Size class 1 to 4 includes establishments with payroll, but no employees, during mid-March pay period. (D) denotes figures withheld to avoid disclosing data for individual companies; the data are included in broader industry totals. Detailed industries with 100 or more employees are shown if industry was not a (D). For explanation of terms, abbreviations, and data reliability/comparability, see introductory text]

NAICS code	Industry	Number of employees for week including March 12	Payroll (\$1,000)		Total number of establishments	Number of establishments by employment-size class								
			First quarter	Annual		1 to 4	5 to 9	10 to 19	20 to 49	50 to 99	100 to 249	250 to 499	500 to 999	1,000 or more
<b>HOWARD—Con.</b>														
<b>31-33 Manufacturing—Con.</b>														
333	Machinery mfg . . . . .	601	7 203	30 733	11	3	4	1	1	—	1	1	—	—
3332	Industrial machinery mfg . . . . .	147	2 180	7 535	4	1	2	—	—	—	1	—	—	
33329	Other industrial machinery mfg . . . . .	147	2 180	7 535	4	1	2	—	—	—	1	—	—	
3334	HVAC & commercial refrigeration equipment mfg . . . . .	(E)	(D)	(D)	2	—	—	1	—	—	—	1	—	
33341	HVAC & commercial refrigeration equipment mfg . . . . .	(E)	(D)	(D)	2	—	—	1	—	—	—	1	—	
334	Computer & electronic product mfg . . . . .	3 143	39 054	218 115	48	7	8	11	12	2	3	4	1	
3341	Computer & peripheral equipment mfg . . . . .	196	3 075	15 483	9	2	1	3	2	1	—	—	—	
33411	Computer & peripheral equipment mfg . . . . .	196	3 075	15 483	9	2	1	3	2	1	—	—	—	
3342	Communications equipment mfg . . . . .	1 171	15 660	93 575	9	1	—	1	4	—	1	2	—	
33421	Telephone apparatus mfg . . . . .	(C)	(D)	(D)	3	1	—	—	1	—	1	—	—	
33422	Radio, TV broadcast & wireless comm equip mfg . . . . .	891	11 036	70 680	4	—	—	1	1	—	—	2	—	
334220	Radio, TV broadcast & wireless comm equip mfg . . . . .	891	11 036	70 680	4	—	—	1	1	—	—	2	—	
3344	Semiconductor & oth electronic component mfg . . . . .	435	5 241	21 374	14	—	2	6	4	—	2	—	—	
33441	Semiconductor & oth electronic component mfg . . . . .	435	5 241	21 374	14	—	2	6	4	—	2	—	—	
334413	Semiconductor & related device mfg . . . . .	183	2 662	11 279	5	—	1	1	2	—	1	—	—	
3345	Nav, measuring, medical, control instruments mfg . . . . .	1 288	14 579	83 217	12	3	4	—	1	1	—	2	1	
33451	Nav, measuring, medical, control instruments mfg . . . . .	1 288	14 579	83 217	12	3	4	—	1	1	—	2	1	
335	Electrical equip, appliance & component mfg . . . . .	133	1 017	4 420	9	3	2	1	2	1	—	—	—	
336	Transportation equipment mfg . . . . .	872	7 737	28 319	9	2	2	1	1	—	1	2	—	
3363	Motor vehicle parts mfg . . . . .	(F)	(D)	(D)	5	2	—	1	—	—	1	1	—	
33637	Motor vehicle metal stamping . . . . .	(C)	(D)	(D)	1	—	—	—	—	—	1	—	—	
33639	Other motor vehicle parts mfg . . . . .	(E)	(D)	(D)	2	—	—	1	—	—	—	1	—	
3364	Aerospace product & parts mfg . . . . .	(E)	(D)	(D)	2	—	1	—	—	—	—	1	—	
33641	Aerospace product & parts mfg . . . . .	(E)	(D)	(D)	2	—	1	—	—	—	—	1	—	
337	Furniture & related product mfg . . . . .	403	2 963	13 393	15	2	4	3	5	—	1	—	—	
3372	Office furniture (including fixtures) mfg . . . . .	109	706	3 666	6	1	2	—	3	—	—	—	—	
33721	Office furniture (including fixtures) mfg . . . . .	109	706	3 666	6	1	2	—	3	—	—	—	—	
3379	Other furniture related product mfg . . . . .	(C)	(D)	(D)	2	—	—	—	1	—	1	—	—	
33792	Blind & shade mfg . . . . .	(C)	(D)	(D)	1	—	—	—	—	—	1	—	—	
339	Miscellaneous mfg . . . . .	474	5 527	24 005	25	12	5	5	1	—	2	—	—	
3391	Medical equipment & supplies mfg . . . . .	264	3 905	16 733	12	8	—	3	—	—	1	—	—	
33911	Medical equipment & supplies mfg . . . . .	264	3 905	16 733	12	8	—	3	—	—	1	—	—	
3399	Other miscellaneous mfg . . . . .	210	1 622	7 272	13	4	5	2	1	—	1	—	—	
33993	Doll, toy & game mfg . . . . .	(C)	(D)	(D)	2	—	1	—	—	—	1	—	—	
<b>42</b>	<b>Wholesale trade . . . . .</b>	<b>13 564</b>	<b>158 454</b>	<b>638 190</b>	<b>624</b>	<b>241</b>	<b>126</b>	<b>101</b>	<b>89</b>	<b>40</b>	<b>23</b>	<b>3</b>	<b>1</b>	
421	Wholesale trade, durable goods . . . . .	6 983	96 821	375 272	411	162	90	76	51	21	9	2	—	
4211	Motor vehicle, motor vehicle pt & supply whsle . . . . .	594	4 188	17 447	23	9	5	5	2	1	—	1	—	
42111	Automobile & other motor vehicle whsle . . . . .	396	2 825	11 868	6	1	1	2	1	—	1	—	—	
421110	Automobile & other motor vehicle whsle . . . . .	396	2 825	11 868	6	1	1	2	1	—	1	—	—	
42112	Motor vehicle supplies & new parts whsle . . . . .	180	1 282	5 242	14	7	2	3	1	1	—	—	—	
421120	Motor vehicle supplies & new parts whsle . . . . .	180	1 282	5 242	14	7	2	3	1	1	—	—	—	
4212	Furniture & home furnishing whsle . . . . .	592	6 677	25 777	24	11	3	5	2	1	2	—	—	
42121	Furniture whsle . . . . .	295	3 490	12 882	13	8	1	2	—	1	1	—	—	
421210	Furniture whsle . . . . .	295	3 490	12 882	13	8	1	2	—	1	1	—	—	
42122	Home furnishing whsle . . . . .	297	3 187	12 895	11	3	2	3	2	—	1	—	—	
421220	Home furnishing whsle . . . . .	297	3 187	12 895	11	3	2	3	2	—	1	—	—	
4213	Lumber & other construction materials whsle . . . . .	338	3 155	12 928	22	9	3	3	6	1	—	—	—	
42131	Lumber, plywood, millwork & wood panel whsle . . . . .	247	2 178	9 962	11	3	1	2	4	1	—	—	—	
421310	Lumber, plywood, millwork & wood panel whsle . . . . .	247	2 178	9 962	11	3	1	2	4	1	—	—	—	
4214	Professional & commercial equip & supp whsle . . . . .	1 930	22 353	94 812	102	48	21	17	7	3	5	1	—	
42143	Computer & peripheral equip & software whsle . . . . .	294	4 952	21 964	38	20	10	4	3	1	—	—	—	
421430	Computer & peripheral equip & software whsle . . . . .	294	4 952	21 964	38	20	10	4	3	1	—	—	—	
42145	Medical, dental, hospital equip & supp whsle . . . . .	1 278	13 423	56 889	37	16	5	8	1	2	4	1	—	
421450	Medical, dental, hospital equip & supp whsle . . . . .	1 278	13 423	56 889	37	16	5	8	1	2	4	1	—	
42149	Oth professional equipment & supplies whsle . . . . .	185	2 365	9 197	7	3	2	1	—	—	1	—	—	
421490	Oth professional equipment & supplies whsle . . . . .	185	2 365	9 197	7	3	2	1	—	—	1	—	—	
4215	Metal & mineral (except petroleum) whsle . . . . .	200	2 181	9 938	16	6	4	2	4	—	—	—	—	
42151	Metal service centers & offices whsle . . . . .	(C)	(D)	(D)	14	5	4	1	4	—	—	—	—	
4216	Electrical goods whsle . . . . .	1 483	34 889	117 969	99	35	26	18	12	7	1	—	—	
42161	Elec equip, wiring supp, const material whsle . . . . .	346	4 501	19 938	27	7	10	3	6	1	—	—	—	
421610	Elec equip, wiring supp, const material whsle . . . . .	346	4 501	19 938	27	7	10	3	6	1	—	—	—	
42162	Electric appliance, TV, radio set whsle . . . . .	186	1 962	8 961	7	2	1	1	2	1	—	—	—	
421620	Electric appliance, TV, radio set whsle . . . . .	186	1 962	8 961	7	2	1	1	2	1	—	—	—	
42169	Other electronic parts & equipment whsle . . . . .	951	28 426	89 070	65	26	15	14	4	5	1	—	—	
421690	Other electronic parts & equipment whsle . . . . .	951	28 426	89 070	65	26	15	14	4	5	1	—	—	

See footnotes at end of table.



**Table 6. Counties—Employees, Payroll, and Establishments by Industry: 2000—Con.**

[Excludes most government employees, railroad employees, and self-employed persons. Size class 1 to 4 includes establishments with payroll, but no employees, during mid-March pay period. (D) denotes figures withheld to avoid disclosing data for individual companies; the data are included in broader industry totals. Detailed industries with 100 or more employees are shown if industry was not a (D). For explanation of terms, abbreviations, and data reliability/comparability, see introductory text]

NAICS code	Industry	Number of employees for week including March 12	Payroll (\$1,000)		Total number of establishments	Number of establishments by employment-size class								
			First quarter	Annual		1 to 4	5 to 9	10 to 19	20 to 49	50 to 99	100 to 249	250 to 499	500 to 999	1,000 or more
<b>HOWARD—Con.</b>														
<b>42 Wholesale trade—Con.</b>														
421	Wholesale trade, durable goods—Con.													
4217	Hardware, plumb & heating equip & sup whsle . . .	259	2 522	12 411	31	13	10	5	2	1	—	—	—	—
42173	Warm air heating & AC equip & supplies whsle . . .	105	1 170	5 063	11	4	2	3	2	—	—	—	—	—
421730	Warm air heating & AC equip & supplies whsle . . .	105	1 170	5 063	11	4	2	3	2	—	—	—	—	—
4218	Machinery, equipment & supplies whsle . . . . .	1 106	15 597	63 003	62	18	15	13	11	4	1	—	—	—
42181	Const & mining (exc petroleum) equip whsle . . .	158	1 960	8 534	7	1	—	2	4	—	—	—	—	—
421810	Const & mining (exc petroleum) equip whsle . . . . .	158	1 960	8 534	7	1	—	2	4	—	—	—	—	—
42183	Industrial machinery & equipment whsle . . . . .	752	11 293	44 741	30	7	6	7	5	4	1	—	—	—
421830	Industrial machinery & equipment whsle . . . . .	752	11 293	44 741	30	7	6	7	5	4	1	—	—	—
4219	Miscellaneous durable goods whsle . . . . .	481	5 259	20 987	32	13	3	8	5	3	—	—	—	—
42191	Sporting & recreational goods & supply whsle . . . . .	177	2 312	8 800	9	3	2	2	1	1	—	—	—	—
421910	Sporting & recreational goods & supply whsle . . . . .	177	2 312	8 800	9	3	2	2	1	1	—	—	—	—
42199	Other miscellaneous durable goods whsle . . . . .	205	1 729	7 413	17	9	—	5	1	2	—	—	—	—
421990	Other miscellaneous durable goods whsle . . . . .	205	1 729	7 413	17	9	—	5	1	2	—	—	—	—
422	Wholesale trade, nondurable goods . . . . .	6 581	61 633	262 918	213	79	36	25	38	19	14	1	1	—
4221	Paper & paper product whsle . . . . .	985	10 911	47 059	22	6	3	2	4	2	1	—	—	—
42211	Printing & writing paper whsle . . . . .	186	3 460	14 558	5	1	1	—	1	2	—	—	—	—
422110	Printing & writing paper whsle . . . . .	186	3 460	14 558	5	1	1	—	1	2	—	—	—	—
42212	Stationery & office supplies whsle . . . . .	414	3 832	15 621	11	5	2	2	—	1	1	—	—	—
422120	Stationery & office supplies whsle . . . . .	414	3 832	15 621	11	5	2	2	—	1	1	—	—	—
42213	Industrial & personal service paper whsle . . . . .	385	3 619	16 880	6	—	—	—	3	2	1	—	—	—
422130	Industrial & personal service paper whsle . . . . .	385	3 619	16 880	6	—	—	—	3	2	1	—	—	—
4222	Drugs & druggists' sundries whsle . . . . .	101	1 201	4 002	8	3	3	—	2	—	—	—	—	—
42221	Drugs & druggists' sundries whsle . . . . .	101	1 201	4 002	8	3	3	—	2	—	—	—	—	—
422210	Drugs & druggists' sundries whsle . . . . .	101	1 201	4 002	8	3	3	—	2	—	—	—	—	—
4223	Apparel, piece goods & notions whsle . . . . .	138	1 614	5 495	12	4	4	2	1	1	—	—	—	—
4224	Grocery & related product whsle . . . . .	4 259	37 605	163 086	96	23	17	13	22	9	11	—	1	—
42241	General line grocery whsle . . . . .	1 347	13 010	56 396	10	1	1	2	2	1	2	—	1	—
422410	General line grocery whsle . . . . .	1 347	13 010	56 396	10	1	1	2	2	1	2	—	1	—
42242	Packaged frozen food whsle . . . . .	326	3 308	13 679	13	3	3	1	5	—	1	—	—	—
422420	Packaged frozen food whsle . . . . .	326	3 308	13 679	13	3	3	1	5	—	1	—	—	—
42243	Dairy product (exc dried or canned) whsle . . . . .	339	3 366	14 493	5	1	—	—	1	2	—	—	—	—
422430	Dairy product (exc dried or canned) whsle . . . . .	339	3 366	14 493	5	1	—	—	1	2	—	—	—	—
42245	Confectionery whsle . . . . .	239	2 223	10 345	8	—	1	1	5	1	—	—	—	—
422450	Confectionery whsle . . . . .	239	2 223	10 345	8	—	1	1	5	1	—	—	—	—
42246	Fish & seafood whsle . . . . .	239	2 223	10 345	8	—	1	1	5	1	—	—	—	—
422460	Fish & seafood whsle . . . . .	239	2 223	10 345	8	—	1	1	5	1	—	—	—	—
42247	Meat & meat product whsle . . . . .	896	7 022	31 165	28	8	5	4	6	2	3	—	—	—
422470	Meat & meat product whsle . . . . .	896	7 022	31 165	28	8	5	4	6	2	3	—	—	—
42248	Fresh fruit & vegetable whsle . . . . .	896	7 022	31 165	28	8	5	4	6	2	3	—	—	—
422480	Fresh fruit & vegetable whsle . . . . .	896	7 022	31 165	28	8	5	4	6	2	3	—	—	—
42249	Other grocery & related products whsle . . . . .	639	5 779	23 731	25	8	5	4	3	4	1	—	—	—
422490	Other grocery & related products whsle . . . . .	639	5 779	23 731	25	8	5	4	3	4	1	—	—	—
4226	Chemical & allied products whsle . . . . .	311	3 113	12 984	24	13	3	3	3	2	—	—	—	—
42261	Plastics materials & basic forms, shapes whsle . . . . .	129	1 392	5 094	6	1	1	1	2	1	—	—	—	—
422610	Plastics materials & basic forms, shapes whsle . . . . .	129	1 392	5 094	6	1	1	1	2	1	—	—	—	—
42269	Other chemical & allied products whsle . . . . .	182	1 721	7 890	18	12	2	2	1	1	—	—	—	—
422690	Other chemical & allied products whsle . . . . .	182	1 721	7 890	18	12	2	2	1	1	—	—	—	—
4228	Beer, wine, distilled alcoholic beverage whsle . . .	349	3 899	16 482	10	5	1	—	3	—	1	—	—	—
42282	Wine & distilled alcoholic beverage whsle . . . . .	(E)	(D)	(D)	8	3	1	—	3	—	1	—	—	—
4229	Miscellaneous nondurable goods whsle . . . . .	403	2 879	12 003	34	22	2	4	3	3	—	—	—	—
42293	Flower, nursery stock, florists' supplies whsle . .	(C)	(D)	(D)	3	1	—	—	—	2	—	—	—	—
<b>44-45 Retail trade . . . . .</b>														
441	Motor vehicle & parts dealers . . . . .	1 676	14 945	67 034	64	21	14	10	8	6	5	—	—	—
4411	Automobile dealers . . . . .	(G)	(D)	(D)	27	8	2	1	5	6	5	—	—	—
44111	New car dealers . . . . .	1 155	10 283	46 521	18	2	—	1	5	6	4	—	—	—
441110	New car dealers . . . . .	1 155	10 283	46 521	18	2	—	1	5	6	4	—	—	—
44112	Used car dealers . . . . .	(C)	(D)	(D)	9	6	2	—	—	—	1	—	—	—
4413	Automotive parts, accessories & tire stores . . . . .	244	1 418	6 753	31	11	10	8	2	—	—	—	—	—
44131	Automotive parts, accessories & tire stores . . . . .	113	633	2 730	19	9	5	5	—	—	—	—	—	—
441310	Automotive parts, accessories & tire stores . . . . .	113	633	2 730	19	9	5	5	—	—	—	—	—	—
44132	Tire dealers . . . . .	131	785	4 023	12	2	5	3	2	—	—	—	—	—
441320	Tire dealers . . . . .	131	785	4 023	12	2	5	3	2	—	—	—	—	—
442	Furniture & home furnishing stores . . . . .	571	2 925	13 321	63	22	22	12	6	1	—	—	—	—
4421	Furniture stores . . . . .	232	1 469	7 081	24	10	6	4	4	—	—	—	—	—
44211	Furniture stores . . . . .	232	1 469	7 081	24	10	6	4	4	—	—	—	—	—
442110	Furniture stores . . . . .	232	1 469	7 081	24	10	6	4	4	—	—	—	—	—
4422	Home furnishings stores . . . . .	339	1 456	6 240	39	12	16	8	2	1	—	—	—	—
44229	Other home furnishings stores . . . . .	281	1 074	4 434	27	7	9	8	2	1	—	—	—	—
442299	All other home furnishings stores . . . . .	267	975	4 016	24	6	7	8	2	1	—	—	—	—
443	Electronics & appliance stores . . . . .	520	3 715	15 039	40	18	11	5	3	2	1	—	—	—
4431	Electronics & appliance stores . . . . .	520	3 715	15 039	40	18	11	5	3	2	1	—	—	—
44311	Appliance, TV & all other electronics stores . . . . .	313	2 401	9 882	20	7	7	3	1	1	—	—	—	—
443112	Radio, television & other electronics stores . . . . .	289	2 284	9 353	14	4	4	3	1	1	—	—	—	—
44312	Computer & software stores . . . . .	(C)	(D)	(D)	18	10	4	2	1	1	—	—	—	—
444	Bldg material & garden equip & supp dealers . . . . .	493	3 697	19 259	44	16	9	10	8	1	—	—	—	—
4441	Building material & supplies dealers . . . . .	399	3 378	17 476	35	13	7	8	6	1	—	—	—	—
44413	Hardware stores . . . . .	(C)	(D)	(D)	4	—	1	—	2	1	—	—	—	—
44419	Other building material dealers . . . . .	263	2 906	11 879	24	7	5	8	4	—	—	—	—	—
444190	Other building material dealers . . . . .	263	2 906	11 879	24	7	5	8	4	—	—	—	—	—

See footnotes at end of table.

**Table 6. Counties—Employees, Payroll, and Establishments by Industry: 2000—Con.**

[Excludes most government employees, railroad employees, and self-employed persons. Size class 1 to 4 includes establishments with payroll, but no employees, during mid-March pay period. (D) denotes figures withheld to avoid disclosing data for individual companies; the data are included in broader industry totals. Detailed industries with 100 or more employees are shown if industry was not a (D). For explanation of terms, abbreviations, and data reliability/comparability, see introductory text]

NAICS code	Industry	Number of employees for week including March 12	Payroll (\$1,000)		Total number of establishments	Number of establishments by employment-size class								
			First quarter	Annual		1 to 4	5 to 9	10 to 19	20 to 49	50 to 99	100 to 249	250 to 499	500 to 999	1,000 or more
<b>HOWARD—Con.</b>														
<b>44-45 Retail trade—Con.</b>														
445	Food & beverage stores .....	3 207	15 091	60 845	131	44	26	37	7	5	11	1	-	-
4451	Grocery stores .....	2 732	13 641	54 619	66	14	14	16	5	5	11	1	-	-
44511	Grocery (except convenience) stores .....	2 422	12 904	51 469	38	10	3	5	3	5	11	1	-	-
445110	Grocery (except convenience) stores .....	2 422	12 904	51 469	38	10	3	5	3	5	11	1	-	-
44512	Convenience stores .....	310	737	3 150	28	4	11	11	2	-	-	-	-	-
445120	Convenience stores .....	310	737	3 150	28	4	11	11	2	-	-	-	-	-
4452	Specialty food stores .....	183	525	2 343	27	14	4	8	1	-	-	-	-	-
4453	Beer, wine & liquor stores .....	292	925	3 883	38	16	8	13	1	-	-	-	-	-
44531	Beer, wine & liquor stores .....	292	925	3 883	38	16	8	13	1	-	-	-	-	-
445310	Beer, wine & liquor stores .....	292	925	3 883	38	16	8	13	1	-	-	-	-	-
446	Health & personal care stores .....	632	3 808	16 226	57	20	20	10	6	-	1	-	-	-
4461	Health & personal care stores .....	632	3 808	16 226	57	20	20	10	6	-	1	-	-	-
44611	Pharmacies & drug stores .....	401	2 871	12 269	22	5	5	7	4	-	1	-	-	-
446110	Pharmacies & drug stores .....	401	2 871	12 269	22	5	5	7	4	-	1	-	-	-
44613	Optical goods stores .....	107	470	1 987	18	9	7	1	1	-	-	-	-	-
446130	Optical goods stores .....	107	470	1 987	18	9	7	1	1	-	-	-	-	-
447	Gasoline stations .....	497	2 454	9 423	62	24	19	14	5	-	-	-	-	-
4471	Gasoline stations .....	497	2 454	9 423	62	24	19	14	5	-	-	-	-	-
44711	Gasoline stations with convenience stores ..	119	420	2 067	20	10	3	7	-	-	-	-	-	-
447110	Gasoline stations with convenience stores ..	119	420	2 067	20	10	3	7	-	-	-	-	-	-
44719	Other gasoline stations .....	378	2 034	7 356	42	14	16	7	5	-	-	-	-	-
447190	Other gasoline stations .....	378	2 034	7 356	42	14	16	7	5	-	-	-	-	-
448	Clothing & clothing accessories stores .....	1 715	5 842	24 067	132	43	39	38	10	1	-	1	-	-
4481	Clothing stores .....	1 373	4 413	18 080	72	18	17	25	10	1	-	1	-	-
44811	Men's clothing stores .....	140	568	2 253	12	1	4	6	1	-	-	-	-	-
448110	Men's clothing stores .....	140	568	2 253	12	1	4	6	1	-	-	-	-	-
44812	Women's clothing stores .....	255	704	3 224	24	7	6	9	2	-	-	-	-	-
448120	Women's clothing stores .....	255	704	3 224	24	7	6	9	2	-	-	-	-	-
44814	Family clothing stores .....	818	2 723	10 957	19	4	2	6	5	1	-	1	-	-
448140	Family clothing stores .....	818	2 723	10 957	19	4	2	6	5	1	-	1	-	-
4482	Shoe stores .....	166	511	2 280	27	10	10	7	-	-	-	-	-	-
44821	Shoe stores .....	166	511	2 280	27	10	10	7	-	-	-	-	-	-
448210	Shoe stores .....	166	511	2 280	27	10	10	7	-	-	-	-	-	-
4483	Jewelry, luggage & leather goods stores .....	176	918	3 707	33	15	12	6	-	-	-	-	-	-
44831	Jewelry stores .....	161	880	3 537	30	14	10	6	-	-	-	-	-	-
448310	Jewelry stores .....	161	880	3 537	30	14	10	6	-	-	-	-	-	-
451	Sporting goods, hobby, book & music stores .....	823	2 497	11 009	60	25	12	13	7	2	1	-	-	-
4511	Sporting goods, hobby, musical instrument stores .....	581	1 851	8 565	41	16	9	8	7	-	1	-	-	-
45111	Sporting goods stores .....	316	970	4 504	19	6	5	5	2	-	1	-	-	-
451110	Sporting goods stores .....	316	970	4 504	19	6	5	5	2	-	1	-	-	-
45112	Hobby, toy & game stores .....	181	552	2 483	14	5	4	1	4	-	-	-	-	-
451120	Hobby, toy & game stores .....	181	552	2 483	14	5	4	1	4	-	-	-	-	-
4512	Book, periodical & music stores .....	242	646	2 444	19	9	3	5	-	2	-	-	-	-
45121	Book stores & news dealers .....	194	502	1 933	12	7	-	3	-	2	-	-	-	-
451211	Book stores .....	176	461	1 764	8	4	-	2	-	2	-	-	-	-
452	General merchandise stores .....	2 304	7 533	31 705	15	1	-	2	-	3	7	2	-	-
4521	Department stores .....	1 818	6 162	26 129	9	-	-	-	-	2	5	2	-	-
45211	Department stores .....	1 818	6 162	26 129	9	-	-	-	-	2	5	2	-	-
452110	Department stores .....	1 818	6 162	26 129	9	-	-	-	-	2	5	2	-	-
4529	Other general merchandise stores .....	486	1 371	5 576	6	1	-	2	-	1	2	-	-	-
45291	Warehouse clubs & superstores .....	(C)	(D)	(D)	1	-	-	-	-	-	1	-	-	-
45299	All other general merchandise stores .....	(E)	(D)	(D)	5	1	-	2	-	1	1	-	-	-
453	Miscellaneous store retailers .....	878	3 602	14 220	104	50	25	18	10	1	-	-	-	-
4531	Florists .....	124	385	1 689	17	7	5	4	1	-	-	-	-	-
45311	Florists .....	124	385	1 689	17	7	5	4	1	-	-	-	-	-
453110	Florists .....	124	385	1 689	17	7	5	4	1	-	-	-	-	-
4532	Office supplies, stationery & gift stores .....	447	1 796	6 397	38	15	9	7	6	1	-	-	-	-
45321	Office supplies & stationery stores .....	207	1 271	3 999	10	3	1	2	3	1	-	-	-	-
453210	Office supplies & stationery stores .....	207	1 271	3 999	10	3	1	2	3	1	-	-	-	-
45322	Gift, novelty & souvenir stores .....	240	525	2 398	28	12	8	5	3	-	-	-	-	-
453220	Gift, novelty & souvenir stores .....	240	525	2 398	28	12	8	5	3	-	-	-	-	-
4539	Other miscellaneous store retailers .....	238	1 107	4 835	33	18	7	5	3	-	-	-	-	-
454	Nonstore retailers .....	458	3 838	15 740	45	27	6	5	4	3	-	-	-	-
4541	Electronic shopping & mail-order houses .....	109	1 147	4 037	15	9	2	2	2	-	-	-	-	-
45411	Electronic shopping & mail-order houses .....	109	1 147	4 037	15	9	2	2	2	-	-	-	-	-
454110	Electronic shopping & mail-order houses .....	109	1 147	4 037	15	9	2	2	2	-	-	-	-	-
4543	Direct selling establishments .....	267	1 960	8 536	21	11	4	2	2	2	-	-	-	-
45439	Other direct selling establishments .....	209	1 495	6 807	15	10	1	1	1	2	-	-	-	-
454390	Other direct selling establishments .....	209	1 495	6 807	15	10	1	1	1	2	-	-	-	-
<b>48-49</b>	<b>Transportation &amp; warehousing .....</b>	<b>3 863</b>	<b>28 523</b>	<b>118 363</b>	<b>200</b>	<b>92</b>	<b>37</b>	<b>26</b>	<b>20</b>	<b>14</b>	<b>11</b>	-	-	-
481	Air transportation .....	(C)	(D)	(D)	1	-	-	-	-	-	1	-	-	-
4811	Scheduled air transportation .....	(C)	(D)	(D)	1	-	-	-	-	-	1	-	-	-
48111	Scheduled air transportation .....	(C)	(D)	(D)	1	-	-	-	-	-	1	-	-	-

See footnotes at end of table.

**Table 6. Counties—Employees, Payroll, and Establishments by Industry: 2000—Con.**

[Excludes most government employees, railroad employees, and self-employed persons. Size class 1 to 4 includes establishments with payroll, but no employees, during mid-March pay period. (D) denotes figures withheld to avoid disclosing data for individual companies; the data are included in broader industry totals. Detailed industries with 100 or more employees are shown if industry was not a (D). For explanation of terms, abbreviations, and data reliability/comparability, see introductory text]

NAICS code	Industry	Number of employees for week including March 12	Payroll (\$1,000)		Total number of establishments	Number of establishments by employment-size class									
			First quarter	Annual		1 to 4	5 to 9	10 to 19	20 to 49	50 to 99	100 to 249	250 to 499	500 to 999	1,000 or more	
<b>HOWARD—Con.</b>															
<b>48-49 Transportation &amp; warehousing—Con.</b>															
484	Truck transportation .....	2 189	18 399	75 042	97	46	15	8	11	10	7	—	—	—	
4841	General freight trucking .....	1 063	8 540	37 411	39	18	6	2	4	4	5	—	—	—	
48411	General freight trucking, local .....	244	1 531	7 748	18	9	4	2	2	—	1	—	—	—	
484110	General freight trucking, local .....	244	1 531	7 748	18	9	4	2	2	—	1	—	—	—	
48412	General freight trucking, long-distance .....	819	7 009	29 663	21	9	2	—	2	4	4	—	—	—	
484121	General freight trucking, long-distance, TL .....	110	586	2 364	12	8	2	—	1	1	—	—	—	—	
484122	General freight trucking, long-distance, LTL .....	709	6 423	27 299	9	1	—	—	1	3	4	—	—	—	
4842	Specialized freight trucking .....	1 126	9 859	37 631	58	28	9	6	7	6	2	—	—	—	
48421	Used household & office goods moving .....	402	3 380	10 449	15	4	3	2	2	4	—	—	—	—	
484210	Used household & office goods moving .....	402	3 380	10 449	15	4	3	2	2	4	—	—	—	—	
48422	Specialized freight (exc used) trucking, local .....	390	2 891	12 328	33	20	4	2	5	2	—	—	—	—	
484220	Specialized freight (exc used) trucking, local .....	390	2 891	12 328	33	20	4	2	5	2	—	—	—	—	
48423	Specialized freight (exc used) trucking, LDist .....	334	3 588	14 854	10	4	2	2	—	—	2	—	—	—	
484230	Specialized freight (exc used) trucking, LDist .....	334	3 588	14 854	10	4	2	2	—	—	2	—	—	—	
485	Transit & ground passenger transportation .....	550	2 458	10 088	41	14	16	7	1	2	1	—	—	—	
4854	School & employee bus transportation .....	247	973	3 453	28	7	13	7	—	1	—	—	—	—	
48541	School & employee bus transportation .....	247	973	3 453	28	7	13	7	—	1	—	—	—	—	
485410	School & employee bus transportation .....	247	973	3 453	28	7	13	7	—	1	—	—	—	—	
4855	Charter bus industry .....	(C)	(D)	(D)	2	1	—	—	—	—	1	—	—	—	
48551	Charter bus industry .....	(C)	(D)	(D)	2	1	—	—	—	—	1	—	—	—	
4859	Oth transit & ground passenger transportation .....	122	489	2 238	5	1	2	—	1	1	—	—	—	—	
48599	Oth transit & ground passenger transportation .....	122	489	2 238	5	1	2	—	1	1	—	—	—	—	
488	Transportation support activities .....	175	1 479	6 381	27	18	4	4	—	1	—	—	—	—	
492	Couriers & messengers .....	410	1 892	9 378	16	9	1	2	2	1	1	—	—	—	
4921	Couriers .....	(E)	(D)	(D)	7	4	—	2	—	—	1	—	—	—	
49211	Couriers .....	(E)	(D)	(D)	7	4	—	2	—	—	1	—	—	—	
4922	Local messengers & local delivery .....	(C)	(D)	(D)	9	5	1	—	2	1	—	—	—	—	
49221	Local messengers & local delivery .....	(C)	(D)	(D)	9	5	1	—	2	1	—	—	—	—	
493	Warehousing & storage .....	401	3 048	12 914	13	2	—	5	5	—	1	—	—	—	
4931	Warehousing & storage .....	401	3 048	12 914	13	2	—	5	5	—	1	—	—	—	
49311	General warehousing & storage .....	(E)	(D)	(D)	10	1	—	5	3	—	1	—	—	—	
<b>51</b>	<b>Information .....</b>	<b>3 972</b>	<b>62 356</b>	<b>257 330</b>	<b>132</b>	<b>75</b>	<b>13</b>	<b>20</b>	<b>11</b>	<b>6</b>	<b>5</b>	<b>1</b>	<b>—</b>	<b>1</b>	
511	Publishing industries .....	642	12 752	58 355	31	13	4	8	2	3	1	—	—	—	
5111	Newspaper, periodical, book, database publishers .....	253	2 197	11 655	12	7	1	3	—	—	1	—	—	—	
51111	Newspaper publishers .....	(C)	(D)	(D)	3	—	1	1	—	—	1	—	—	—	
5112	Software publishers .....	389	10 555	46 700	19	6	3	5	2	3	—	—	—	—	
51121	Software publishers .....	389	10 555	46 700	19	6	3	5	2	3	—	—	—	—	
511210	Software publishers .....	389	10 555	46 700	19	6	3	5	2	3	—	—	—	—	
512	Motion picture & sound recording industries .....	174	561	2 050	17	13	2	—	1	1	—	—	—	—	
5121	Motion picture & video industries .....	165	511	1 782	13	10	1	—	1	1	—	—	—	—	
51213	Motion picture & video exhibition .....	146	213	912	3	—	1	—	1	1	—	—	—	—	
512131	Motion picture theaters (except drive-ins) ..	146	213	912	3	—	1	—	1	1	—	—	—	—	
513	Broadcasting & telecommunications .....	2 834	44 698	176 584	52	28	6	7	4	1	4	1	—	1	
5133	Telecommunications .....	2 754	43 689	173 499	49	28	6	6	2	1	4	1	—	1	
51331	Wired telecommunications carriers .....	2 018	34 357	134 190	31	21	2	3	1	—	3	—	—	1	
513310	Wired telecommunications carriers .....	2 018	34 357	134 190	31	21	2	3	1	—	3	—	—	1	
51332	Wireless telecom carriers (exc satellite) .....	720	9 155	38 232	13	3	3	3	1	1	1	—	—	—	
514	Information & data processing services .....	322	4 345	20 341	32	21	1	5	4	1	—	—	—	—	
5141	Information services .....	200	2 380	12 487	18	11	1	4	1	1	—	—	—	—	
51419	Other information services .....	(C)	(D)	(D)	17	10	1	4	1	1	—	—	—	—	
5142	Data processing services .....	122	1 965	7 854	14	10	—	1	3	—	—	—	—	—	
51421	Data processing services .....	122	1 965	7 854	14	10	—	1	3	—	—	—	—	—	
514210	Data processing services .....	122	1 965	7 854	14	10	—	1	3	—	—	—	—	—	
<b>52</b>	<b>Finance &amp; insurance .....</b>	<b>5 629</b>	<b>68 689</b>	<b>244 450</b>	<b>427</b>	<b>229</b>	<b>90</b>	<b>50</b>	<b>40</b>	<b>12</b>	<b>3</b>	<b>2</b>	<b>1</b>	<b>—</b>	
522	Credit intermediation & related activities .....	3 439	35 997	127 267	168	62	49	28	21	3	2	2	1	—	
5221	Depository credit intermediation .....	1 049	9 859	38 764	79	15	37	18	7	1	—	1	—	—	
52211	Commercial banking .....	906	8 638	33 445	65	10	33	16	4	1	—	1	—	—	
522110	Commercial banking .....	906	8 638	33 445	65	10	33	16	4	1	—	1	—	—	
5222	Nondepository credit intermediation .....	2 238	24 934	82 148	64	30	10	7	11	2	2	1	1	—	
52222	Sales financing .....	495	5 853	21 054	14	6	1	—	5	—	2	—	—	—	
522220	Sales financing .....	495	5 853	21 054	14	6	1	—	5	—	2	—	—	—	
52229	Other nondepository credit intermediation .....	1 743	19 081	61 094	50	24	9	7	6	2	—	1	1	—	
5223	Activities related to credit intermediation .....	152	1 204	6 355	25	17	2	3	3	—	—	—	—	—	
52231	Mortgage & nonmortgage brokers .....	(C)	(D)	(D)	21	15	2	2	2	—	—	—	—	—	
523	Security, commodity contracts & like activity .....	546	11 149	35 583	66	41	10	8	6	—	1	—	—	—	
5231	Secrty & comdty contracts intermed & brokerage ..	213	5 068	16 158	23	12	4	3	4	—	—	—	—	—	
52312	Securities brokerage .....	158	4 209	13 425	18	9	4	3	2	—	—	—	—	—	
523120	Securities brokerage .....	158	4 209	13 425	18	9	4	3	2	—	—	—	—	—	
5239	Other financial investment activities .....	333	6 081	19 425	43	29	6	5	2	—	1	—	—	—	
52391	Miscellaneous intermediation .....	(C)	(D)	(D)	4	2	—	—	1	—	1	—	—	—	
52392	Portfolio management .....	125	2 315	6 630	21	12	5	3	1	—	—	—	—	—	
523920	Portfolio management .....	125	2 315	6 630	21	12	5	3	1	—	—	—	—	—	

See footnotes at end of table.

**Table 6. Counties—Employees, Payroll, and Establishments by Industry: 2000—Con.**

[Excludes most government employees, railroad employees, and self-employed persons. Size class 1 to 4 includes establishments with payroll, but no employees, during mid-March pay period. (D) denotes figures withheld to avoid disclosing data for individual companies; the data are included in broader industry totals. Detailed industries with 100 or more employees are shown if industry was not a (D). For explanation of terms, abbreviations, and data reliability/comparability, see introductory text]

NAICS code	Industry	Number of employees for week including March 12	Payroll (\$1,000)		Total number of establishments	Number of establishments by employment-size class								
			First quarter	Annual		1 to 4	5 to 9	10 to 19	20 to 49	50 to 99	100 to 249	250 to 499	500 to 999	1,000 or more
<b>HOWARD—Con.</b>														
<b>52</b>	<b>Finance &amp; insurance—Con.</b>													
524	Insurance carriers & related activities	1 524	20 572	78 365	186	124	27	14	13	8	—	—	—	—
5241	Insurance carriers	949	14 565	55 029	59	32	6	5	9	7	—	—	—	—
52411	Direct life, health, medical insurance carriers	(E)	(D)	(D)	20	10	3	2	3	2	—	—	—	—
52412	Other direct insurance carriers	625	8 220	33 107	37	20	3	3	6	5	—	—	—	—
524126	Direct property & casualty insurance carriers	558	7 282	29 881	30	17	—	3	5	5	—	—	—	—
5242	Agencies & other insurance related activities	575	6 007	23 336	127	92	21	9	4	1	—	—	—	—
52421	Insurance agencies & brokerages	373	4 012	15 095	100	77	14	7	2	—	—	—	—	—
524210	Insurance agencies & brokerages	373	4 012	15 095	100	77	14	7	2	—	—	—	—	—
52429	Other insurance related activities	202	1 995	8 241	27	15	7	2	2	1	—	—	—	—
525	Funds, trusts, & other financial vehicles (part)	120	971	3 235	7	2	4	—	—	1	—	—	—	—
5259	Other investment pools & funds	120	971	3 235	7	2	4	—	—	1	—	—	—	—
52593	Real estate investment trusts	(C)	(D)	(D)	6	1	4	—	—	1	—	—	—	—
<b>53</b>	<b>Real estate &amp; rental &amp; leasing</b>	<b>2 234</b>	<b>21 203</b>	<b>97 387</b>	<b>299</b>	<b>196</b>	<b>46</b>	<b>34</b>	<b>16</b>	<b>5</b>	<b>2</b>	—	—	—
531	Real estate	1 334	12 996	64 185	237	175	32	17	10	2	1	—	—	—
5311	Lessors of real estate	321	1 860	16 399	69	46	12	8	3	—	—	—	—	—
53111	Lessors of residential buildings & dwellings	181	1 013	5 437	32	19	5	6	2	—	—	—	—	—
531110	Lessors of residential buildings & dwellings	181	1 013	5 437	32	19	5	6	2	—	—	—	—	—
5312	Offices of real estate agents & brokers	533	5 984	27 342	92	74	8	5	4	—	1	—	—	—
53121	Offices of real estate agents & brokers	533	5 984	27 342	92	74	8	5	4	—	1	—	—	—
531210	Offices of real estate agents & brokers	533	5 984	27 342	92	74	8	5	4	—	1	—	—	—
5313	Activities related to real estate	480	5 152	20 444	76	55	12	4	3	2	—	—	—	—
53131	Real estate property managers	405	4 216	16 292	43	25	10	3	3	2	—	—	—	—
531311	Residential property managers	138	1 502	6 323	29	19	7	2	1	—	—	—	—	—
531312	Nonresidential property managers	267	2 714	9 969	14	6	3	1	2	2	—	—	—	—
532	Rental & leasing services	893	8 116	32 931	58	17	14	17	6	3	1	—	—	—
5321	Automotive equipment rental & leasing	161	1 665	7 124	12	7	2	—	2	1	—	—	—	—
53212	Truck, utility trailer & RV rental & leasing	149	1 389	6 257	7	2	2	—	2	1	—	—	—	—
532120	Truck, utility trailer & RV rental & leasing	149	1 389	6 257	7	2	2	—	2	1	—	—	—	—
5322	Consumer goods rental	344	1 780	7 647	22	6	5	10	—	—	1	—	—	—
53223	Video tape & disc rental	(C)	(D)	(D)	16	4	3	9	—	—	—	—	—	—
53229	Other consumer goods rental	(C)	(D)	(D)	4	1	1	1	—	—	1	—	—	—
5324	Commercial, industrial equip rental & leasing	360	4 490	17 362	19	3	4	6	4	2	—	—	—	—
53249	Oth commercial, industrial equip rental, lease	166	1 714	6 939	6	—	—	3	2	1	—	—	—	—
532490	Oth commercial, industrial equip rental, lease	166	1 714	6 939	6	—	—	3	2	1	—	—	—	—
<b>54</b>	<b>Professional, scientific &amp; technical services</b>	<b>22 862</b>	<b>313 863</b>	<b>1 307 587</b>	<b>1 306</b>	<b>859</b>	<b>157</b>	<b>128</b>	<b>94</b>	<b>31</b>	<b>25</b>	<b>7</b>	<b>3</b>	<b>2</b>
541	Professional, scientific & technical services	22 862	313 863	1 307 587	1 306	859	157	128	94	31	25	7	3	2
5411	Legal services	603	6 897	31 373	168	132	18	14	4	—	—	—	—	—
54111	Offices of lawyers	416	4 306	21 396	142	119	14	6	3	—	—	—	—	—
541110	Offices of lawyers	416	4 306	21 396	142	119	14	6	3	—	—	—	—	—
54119	Other legal services	187	2 591	9 977	26	13	4	8	1	—	—	—	—	—
5412	Accounting, tax prep, bookkeep, payroll services	587	4 295	18 739	115	84	19	6	4	1	1	—	—	—
54121	Accounting, tax prep, bookkeep, payroll services	587	4 295	18 739	115	84	19	6	4	1	1	—	—	—
541211	Offices of certified public accountants	273	2 460	11 056	70	51	12	5	2	—	—	—	—	—
541213	Tax preparation services	146	440	1 448	10	7	1	—	1	—	1	—	—	—
5413	Architectural, engineering & related services	5 113	54 833	241 535	217	101	36	45	21	9	4	—	—	1
54131	Architectural services	150	1 561	7 637	30	20	6	3	1	—	—	—	—	—
541310	Architectural services	150	1 561	7 637	30	20	6	3	1	—	—	—	—	—
54133	Engineering services	4 592	50 257	221 198	151	63	22	36	18	7	4	—	—	1
541330	Engineering services	4 592	50 257	221 198	151	63	22	36	18	7	4	—	—	1
54138	Testing laboratories	253	2 150	8 727	10	2	2	2	2	2	—	—	—	—
541380	Testing laboratories	253	2 150	8 727	10	2	2	2	2	2	—	—	—	—
5414	Specialized design services	476	6 231	22 756	38	30	6	—	1	—	—	1	—	—
54142	Industrial design services	(E)	(D)	(D)	4	3	—	—	—	—	—	1	—	—
5415	Computer systems design & related services	6 080	110 892	430 266	357	246	26	25	30	17	9	3	1	—
54151	Computer systems design & related services	6 080	110 892	430 266	357	246	26	25	30	17	9	3	1	—
541511	Custom computer programming services	2 412	42 596	167 355	138	95	6	11	12	8	5	1	—	—
541512	Computer systems design services	2 816	59 086	211 604	138	88	11	12	14	7	4	1	1	—
5416	Management, sci & tech consulting services	3 572	37 761	177 344	225	167	20	13	17	1	4	1	2	—
54161	Management consulting services	2 809	32 399	154 447	173	125	18	10	14	—	4	1	1	—
541611	Admin & gen management consulting services	1 603	16 729	76 304	74	51	9	4	7	—	2	—	1	—
541612	Human res & exec search consulting services	210	3 567	18 715	44	35	4	2	3	—	—	—	—	—
541614	Process, phys dist & log consulting services	782	9 096	46 854	9	4	1	1	—	—	2	1	—	—
541618	Other management consulting services	120	1 955	7 942	11	5	3	—	3	—	—	—	—	—
54162	Environmental consulting services	161	1 875	8 672	13	9	—	—	3	1	—	—	—	—
541620	Environmental consulting services	161	1 875	8 672	13	9	—	—	3	1	—	—	—	—
54169	Oth scientific & technical consulting services	602	3 487	14 225	39	33	2	3	—	—	—	—	1	—
541690	Oth scientific & technical consulting services	602	3 487	14 225	39	33	2	3	—	—	—	—	1	—
5417	Scientific R&D services	4 614	75 506	310 076	41	19	5	4	6	1	3	2	—	1
54171	R&D in physical, engineering & life sciences	4 482	74 867	307 491	36	15	5	4	6	1	2	2	—	1
541710	R&D in physical, engineering & life sciences	4 482	74 867	307 491	36	15	5	4	6	1	2	2	—	1
54172	R&D in social sciences & humanities	132	639	2 585	5	4	—	—	—	—	1	—	—	—
541720	R&D in social sciences & humanities	132	639	2 585	5	4	—	—	—	—	1	—	—	—

See footnotes at end of table.

**Table 6. Counties—Employees, Payroll, and Establishments by Industry: 2000—Con.**

[Excludes most government employees, railroad employees, and self-employed persons. Size class 1 to 4 includes establishments with payroll, but no employees, during mid-March pay period. (D) denotes figures withheld to avoid disclosing data for individual companies; the data are included in broader industry totals. Detailed industries with 100 or more employees are shown if industry was not a (D). For explanation of terms, abbreviations, and data reliability/comparability, see introductory text]

NAICS code	Industry	Number of employees for week including March 12	Payroll (\$1,000)		Total number of establishments	Number of establishments by employment-size class								
			First quarter	Annual		1 to 4	5 to 9	10 to 19	20 to 49	50 to 99	100 to 249	250 to 499	500 to 999	1,000 or more
<b>HOWARD—Con.</b>														
<b>54</b>	<b>Professional, scientific &amp; technical services—Con.</b>													
541	Professional, scientific & technical services—Con.													
5418	Advertising & related services	850	7 482	29 764	48	24	8	9	3	2	2	—	—	—
54181	Advertising agencies	136	1 935	7 000	21	11	4	5	1	—	—	—	—	—
541810	Advertising agencies	136	1 935	7 000	21	11	4	5	1	—	—	—	—	—
54186	Direct mail advertising	564	4 076	16 655	7	2	—	—	2	1	2	—	—	—
541860	Direct mail advertising	564	4 076	16 655	7	2	—	—	2	1	2	—	—	—
5419	Oth professional, scientific, technical services	967	9 966	45 734	97	56	19	12	8	—	2	—	—	—
54191	Marketing research & public opinion polling	520	7 544	34 497	12	4	2	—	4	—	2	—	—	—
541910	Marketing research & public opinion polling	520	7 544	34 497	12	4	2	—	4	—	2	—	—	—
54194	Veterinary services	289	1 400	6 619	29	10	7	8	4	—	—	—	—	—
541940	Veterinary services	289	1 400	6 619	29	10	7	8	4	—	—	—	—	—
<b>55</b>	<b>Management of companies &amp; enterprises</b>	<b>7 293</b>	<b>111 130</b>	<b>399 152</b>	<b>70</b>	<b>19</b>	<b>9</b>	<b>6</b>	<b>15</b>	<b>7</b>	<b>5</b>	<b>5</b>	<b>3</b>	<b>1</b>
551	Management of companies & enterprises	7 293	111 130	399 152	70	19	9	6	15	7	5	5	3	1
5511	Management of companies & enterprises	7 293	111 130	399 152	70	19	9	6	15	7	5	5	3	1
55111	Management of companies & enterprises	7 293	111 130	399 152	70	19	9	6	15	7	5	5	3	1
<b>56</b>	<b>Admin, support, waste mgt, remediation services</b>	<b>12 309</b>	<b>87 498</b>	<b>371 498</b>	<b>487</b>	<b>247</b>	<b>105</b>	<b>41</b>	<b>47</b>	<b>20</b>	<b>18</b>	<b>6</b>	<b>1</b>	<b>2</b>
561	Administrative & support services	11 652	75 069	316 164	471	241	104	37	47	18	15	6	1	2
5611	Office administrative services	540	7 963	28 167	48	31	7	4	3	2	1	—	—	—
56111	Office administrative services	540	7 963	28 167	48	31	7	4	3	2	1	—	—	—
561110	Office administrative services	540	7 963	28 167	48	31	7	4	3	2	1	—	—	—
5612	Facilities support services	1 184	9 139	37 710	9	2	3	1	1	1	—	—	—	1
56121	Facilities support services	1 184	9 139	37 710	9	2	3	1	1	1	—	—	—	1
561210	Facilities support services	1 184	9 139	37 710	9	2	3	1	1	1	—	—	—	1
5613	Employment services	4 492	31 044	133 233	69	22	8	5	14	8	9	2	—	1
56132	Temporary help services	2 222	12 928	55 995	47	11	4	4	13	6	9	—	—	—
561320	Temporary help services	2 222	12 928	55 995	47	11	4	4	13	6	9	—	—	—
56133	Employee leasing services	2 181	17 310	72 954	6	—	—	—	1	1	—	2	—	1
561330	Employee leasing services	2 181	17 310	72 954	6	—	—	—	1	1	—	2	—	1
5614	Business support services	1 630	7 862	35 451	40	21	10	4	1	1	—	2	1	—
56141	Document preparation services	(E)	(D)	(D)	6	5	—	—	—	—	—	1	—	—
56142	Telephone call centers	(F)	(D)	(D)	7	3	2	1	—	—	—	—	1	—
56143	Business service centers	368	987	4 289	17	8	5	2	1	—	—	1	—	—
561439	Oth business service centers (incl copy shops)	321	877	3 848	8	4	1	1	1	—	—	1	—	—
56149	Other business support services	103	587	2 516	7	5	—	1	—	1	—	—	—	—
5615	Travel arrangement & reservation services	143	913	3 582	38	24	12	2	—	—	—	—	—	—
56151	Travel agencies	108	735	2 857	30	19	11	—	—	—	—	—	—	—
561510	Travel agencies	108	735	2 857	30	19	11	—	—	—	—	—	—	—
5616	Investigation & security services	945	5 656	20 286	29	13	5	1	4	1	5	—	—	—
56161	Investigation, guard & armored car services	312	1 385	4 446	14	7	2	1	2	—	2	—	—	—
561611	Investigation services	148	530	1 883	7	4	1	—	1	—	1	—	—	—
56162	Security systems services	633	4 271	15 840	15	6	3	—	2	1	3	—	—	—
561621	Security systems services (except locksmiths)	628	4 243	15 650	12	3	3	—	2	1	3	—	—	—
5617	Services to buildings & dwellings	2 454	10 511	49 368	206	108	53	19	19	5	—	2	—	—
56172	Janitorial services	1 200	4 162	17 441	70	33	15	9	9	3	—	1	—	—
561720	Janitorial services	1 200	4 162	17 441	70	33	15	9	9	3	—	1	—	—
56173	Landscaping services	1 079	5 297	27 005	110	61	29	9	8	2	—	1	—	—
561730	Landscaping services	1 079	5 297	27 005	110	61	29	9	8	2	—	1	—	—
56179	Other services to buildings & dwellings	104	609	2 831	10	5	3	—	2	—	—	—	—	—
561790	Other services to buildings & dwellings	104	609	2 831	10	5	3	—	2	—	—	—	—	—
5619	Other support services	264	1 981	8 367	32	20	6	1	5	—	—	—	—	—
56199	All other support services	173	1 188	4 158	21	14	3	1	3	—	—	—	—	—
561990	All other support services	173	1 188	4 158	21	14	3	1	3	—	—	—	—	—
562	Waste management & remediation services	657	12 429	55 334	16	6	1	4	—	2	3	—	—	—
5621	Waste collection	(C)	(D)	(D)	4	1	—	1	—	1	1	—	—	—
56211	Waste collection	(C)	(D)	(D)	4	1	—	1	—	1	1	—	—	—
5622	Waste treatment & disposal	(E)	(D)	(D)	3	—	—	2	—	—	1	—	—	—
56221	Waste treatment & disposal	(E)	(D)	(D)	3	—	—	2	—	—	1	—	—	—
5629	Remediation & oth waste management services	(C)	(D)	(D)	9	5	1	1	—	1	1	—	—	—
56299	All other waste management services	(C)	(D)	(D)	7	4	—	1	—	1	1	—	—	—
562991	Septic tank & related services	184	1 855	8 382	6	3	—	1	—	1	1	—	—	—
<b>61</b>	<b>Educational services</b>	<b>1 412</b>	<b>7 695</b>	<b>34 090</b>	<b>115</b>	<b>66</b>	<b>16</b>	<b>11</b>	<b>16</b>	<b>4</b>	<b>2</b>	<b>—</b>	<b>—</b>	<b>—</b>
611	Educational services	1 412	7 695	34 090	115	66	16	11	16	4	2	—	—	—
6111	Elementary & secondary schools	609	3 445	13 903	19	4	1	3	8	2	1	—	—	—
61111	Elementary & secondary schools	609	3 445	13 903	19	4	1	3	8	2	1	—	—	—
611110	Elementary & secondary schools	609	3 445	13 903	19	4	1	3	8	2	1	—	—	—
6113	Colleges, universities & professional schools	(C)	(D)	(D)	2	—	—	—	—	1	1	—	—	—
61131	Colleges, universities & professional schools	(C)	(D)	(D)	2	—	—	—	—	1	1	—	—	—
6116	Other schools & instruction	298	1 021	5 673	60	40	10	6	4	—	—	—	—	—
61169	All other schools & instruction	111	342	1 819	18	13	2	1	2	—	—	—	—	—

See footnotes at end of table.

**Table 6. Counties—Employees, Payroll, and Establishments by Industry: 2000—Con.**

[Excludes most government employees, railroad employees, and self-employed persons. Size class 1 to 4 includes establishments with payroll, but no employees, during mid-March pay period. (D) denotes figures withheld to avoid disclosing data for individual companies; the data are included in broader industry totals. Detailed industries with 100 or more employees are shown if industry was not a (D). For explanation of terms, abbreviations, and data reliability/comparability, see introductory text]

NAICS code	Industry	Number of employees for week including March 12	Payroll (\$1,000)		Total number of establishments	Number of establishments by employment-size class								
			First quarter	Annual		1 to 4	5 to 9	10 to 19	20 to 49	50 to 99	100 to 249	250 to 499	500 to 999	1,000 or more
<b>HOWARD—Con.</b>														
<b>62</b>	<b>Health care and social assistance . . . . .</b>	<b>11 361</b>	<b>82 920</b>	<b>384 124</b>	<b>602</b>	<b>309</b>	<b>135</b>	<b>74</b>	<b>47</b>	<b>17</b>	<b>10</b>	<b>8</b>	<b>1</b>	<b>1</b>
621	Ambulatory health care services . . . . .	4 941	48 418	206 103	427	232	107	48	24	10	4	1	1	—
6211	Offices of physicians . . . . .	1 229	12 546	55 999	148	82	32	18	12	4	—	—	—	—
62111	Offices of physicians . . . . .	1 229	12 546	55 999	148	82	32	18	12	4	—	—	—	—
621111	Offices of physicians (exc mental health) . . . . .	1 110	11 738	52 188	130	70	28	17	12	3	—	—	—	—
621112	Offices of physicians, mental health . . . . .	119	808	3 811	18	12	4	1	—	1	—	—	—	—
6212	Offices of dentists . . . . .	680	5 095	20 957	118	60	40	16	1	1	—	—	—	—
62121	Offices of dentists . . . . .	680	5 095	20 957	118	60	40	16	1	1	—	—	—	—
621210	Offices of dentists . . . . .	680	5 095	20 957	118	60	40	16	1	1	—	—	—	—
6213	Offices of other health practitioners . . . . .	572	4 781	19 371	103	66	20	10	6	1	—	—	—	—
62133	Offices of other mental health practitioners . . . . .	103	854	3 139	27	20	4	2	1	—	—	—	—	—
621330	Offices of other mental health practitioners . . . . .	103	854	3 139	27	20	4	2	1	—	—	—	—	—
62134	Offices of PT, OT, speech therapy & audiology . . . . .	210	1 766	7 331	23	11	7	2	2	1	—	—	—	—
621340	Offices of PT, OT, speech therapy & audiology . . . . .	210	1 766	7 331	23	11	7	2	2	1	—	—	—	—
62139	Offices of all other health practitioners . . . . .	135	1 216	4 711	21	13	3	2	3	—	—	—	—	—
6214	Outpatient care centers . . . . .	1 846	22 141	93 191	26	6	10	1	2	3	2	1	1	—
62142	Outpatient mental health, substance abuse ctrs . . . . .	(C)	(D)	(D)	8	2	4	—	1	—	1	—	—	—
62149	Other outpatient care centers . . . . .	1 607	19 674	83 934	16	4	5	1	1	2	1	1	1	—
6216	Home health care services . . . . .	168	1 326	5 590	14	8	3	—	2	1	—	—	—	—
62161	Home health care services . . . . .	168	1 326	5 590	14	8	3	—	2	1	—	—	—	—
621610	Home health care services . . . . .	168	1 326	5 590	14	8	3	—	2	1	—	—	—	—
6219	Other ambulatory health care services . . . . .	(E)	(D)	(D)	5	2	—	1	—	—	2	—	—	—
62191	Ambulance services . . . . .	364	1 800	7 762	4	1	—	1	—	—	2	—	—	—
621910	Ambulance services . . . . .	364	1 800	7 762	4	1	—	1	—	—	2	—	—	—
622	Hospitals . . . . .	1 865	15 445	65 672	4	1	—	—	—	—	—	2	—	1
6221	General medical & surgical hospitals . . . . .	(G)	(D)	(D)	1	—	—	—	—	—	—	—	—	1
62211	General medical & surgical hospitals . . . . .	(G)	(D)	(D)	1	—	—	—	—	—	—	—	—	1
6222	Psychiatric & substance abuse hospitals . . . . .	(F)	(D)	(D)	3	1	—	—	—	—	—	2	—	—
62221	Psychiatric & substance abuse hospitals . . . . .	(F)	(D)	(D)	3	1	—	—	—	—	—	2	—	—
623	Nursing & residential care facilities . . . . .	2 017	8 838	37 979	51	22	11	5	3	4	4	2	—	—
6231	Nursing care facilities . . . . .	742	3 994	18 097	10	5	—	1	1	—	2	1	—	—
62311	Nursing care facilities . . . . .	742	3 994	18 097	10	5	—	1	1	—	2	1	—	—
623110	Nursing care facilities . . . . .	742	3 994	18 097	10	5	—	1	1	—	2	1	—	—
6232	Residential mental retardation, health facil . . . . .	585	2 088	8 144	13	4	6	1	—	1	—	1	—	—
62321	Residential mental retardation facilities . . . . .	(C)	(D)	(D)	10	3	5	1	—	1	—	—	—	—
62322	Residential mental health, subst abuse facil . . . . .	(E)	(D)	(D)	3	1	1	—	—	—	—	1	—	—
6233	Community care facilities for the elderly . . . . .	585	2 203	9 678	22	12	2	2	2	2	—	—	—	—
62331	Community care facilities for the elderly . . . . .	585	2 203	9 678	22	12	2	2	2	2	—	—	—	—
6239	Other residential care facilities . . . . .	105	553	2 060	6	1	3	1	—	1	—	—	—	—
62399	Other residential care facilities . . . . .	105	553	2 060	6	1	3	1	—	1	—	—	—	—
623990	Other residential care facilities . . . . .	105	553	2 060	6	1	3	1	—	1	—	—	—	—
624	Social assistance . . . . .	2 538	10 219	74 370	120	54	17	21	20	3	2	3	—	—
6241	Individual & family services . . . . .	1 049	3 661	16 052	33	16	5	4	4	1	1	2	—	—
62411	Child & youth services . . . . .	282	670	2 764	9	4	3	—	1	—	1	—	—	—
624110	Child & youth services . . . . .	282	670	2 764	9	4	3	—	1	—	1	—	—	—
62412	Services for elderly & disabled persons . . . . .	601	2 043	9 092	9	4	2	1	—	—	—	2	—	—
624120	Services for elderly & disabled persons . . . . .	601	2 043	9 092	9	4	2	1	—	—	—	2	—	—
62419	Other individual & family services . . . . .	186	948	4 196	15	8	—	3	3	1	—	—	—	—
624190	Other individual & family services . . . . .	186	948	4 196	15	8	—	3	3	1	—	—	—	—
6243	Vocational rehabilitation services . . . . .	317	1 600	7 340	5	1	2	1	—	—	—	1	—	—
62431	Vocational rehabilitation services . . . . .	317	1 600	7 340	5	1	2	1	—	—	—	1	—	—
624310	Vocational rehabilitation services . . . . .	317	1 600	7 340	5	1	2	1	—	—	—	1	—	—
6244	Child day care services . . . . .	1 159	4 927	50 805	78	34	9	16	16	2	1	—	—	—
62441	Child day care services . . . . .	1 159	4 927	50 805	78	34	9	16	16	2	1	—	—	—
624410	Child day care services . . . . .	1 159	4 927	50 805	78	34	9	16	16	2	1	—	—	—
<b>71</b>	<b>Arts, entertainment &amp; recreation . . . . .</b>	<b>1 684</b>	<b>4 561</b>	<b>21 628</b>	<b>109</b>	<b>63</b>	<b>11</b>	<b>13</b>	<b>15</b>	<b>4</b>	<b>3</b>	<b>—</b>	<b>—</b>	<b>—</b>
711	Performing arts, spectator sports & related industries . . . . .	401	1 472	6 585	48	37	4	2	3	1	1	—	—	—
7111	Performing arts companies . . . . .	188	506	2 155	10	7	—	—	2	—	1	—	—	—
71111	Theater companies & dinner theaters . . . . .	(C)	(D)	(D)	3	2	—	—	—	—	1	—	—	—
713	Amusement, gambling & recreation industries . . . . .	1 259	3 040	14 762	56	23	6	10	12	3	2	—	—	—
7139	Other amusement & recreation industries . . . . .	(G)	(D)	(D)	55	23	6	10	11	3	2	—	—	—
71391	Golf courses & country clubs . . . . .	257	758	4 031	8	2	—	—	5	1	—	—	—	—
713910	Golf courses & country clubs . . . . .	257	758	4 031	8	2	—	—	5	1	—	—	—	—
71394	Fitness & recreational sports centers . . . . .	793	1 472	7 122	28	11	3	7	3	2	2	—	—	—
713940	Fitness & recreational sports centers . . . . .	793	1 472	7 122	28	11	3	7	3	2	2	—	—	—
<b>72</b>	<b>Accommodation &amp; food services . . . . .</b>	<b>8 060</b>	<b>22 999</b>	<b>99 128</b>	<b>378</b>	<b>111</b>	<b>63</b>	<b>80</b>	<b>80</b>	<b>30</b>	<b>13</b>	<b>1</b>	<b>—</b>	<b>—</b>
721	Accommodation . . . . .	1 163	4 312	19 124	34	9	6	8	5	2	3	1	—	—
7211	Traveler accommodation . . . . .	(G)	(D)	(D)	33	9	6	8	5	2	2	1	—	—
72111	Hotels (exc casino hotels) & motels . . . . .	1 059	4 298	19 000	31	7	6	8	5	2	2	1	—	—
721110	Hotels (exc casino hotels) & motels . . . . .	1 059	4 298	19 000	31	7	6	8	5	2	2	1	—	—
7212	RV parks & recreational camps . . . . .	(C)	(D)	(D)	1	—	—	—	—	—	1	—	—	—
72121	RV parks & recreational camps . . . . .	(C)	(D)	(D)	1	—	—	—	—	—	1	—	—	—

See footnotes at end of table.

**Table 6. Counties—Employees, Payroll, and Establishments by Industry: 2000—Con.**

[Excludes most government employees, railroad employees, and self-employed persons. Size class 1 to 4 includes establishments with payroll, but no employees, during mid-March pay period. (D) denotes figures withheld to avoid disclosing data for individual companies; the data are included in broader industry totals. Detailed industries with 100 or more employees are shown if industry was not a (D). For explanation of terms, abbreviations, and data reliability/comparability, see introductory text]

NAICS code	Industry	Number of employees for week including March 12	Payroll (\$1,000)		Total number of establishments	Number of establishments by employment-size class									
			First quarter	Annual		1 to 4	5 to 9	10 to 19	20 to 49	50 to 99	100 to 249	250 to 499	500 to 999	1,000 or more	
<b>HOWARD—Con.</b>															
<b>72</b>	<b>Accommodation &amp; food services—Con.</b>														
722	Food services & drinking places .....	6 897	18 687	80 004	344	102	57	72	75	28	10	—	—	—	
7221	Full-service restaurants .....	3 950	11 351	46 706	134	33	15	26	33	17	10	—	—	—	
72211	Full-service restaurants .....	3 950	11 351	46 706	134	33	15	26	33	17	10	—	—	—	
722110	Full-service restaurants .....	3 950	11 351	46 706	134	33	15	26	33	17	10	—	—	—	
7222	Limited-service eating places .....	2 669	6 196	27 572	174	54	29	41	39	11	—	—	—	—	
72221	Limited-service eating places .....	2 669	6 196	27 572	174	54	29	41	39	11	—	—	—	—	
722211	Limited-service restaurants .....	2 418	5 620	25 203	147	43	25	32	36	11	—	—	—	—	
7223	Special food services .....	175	897	4 682	21	10	6	3	2	—	—	—	—	—	
7224	Drinking places (alcoholic beverages) .....	103	243	1 044	15	5	7	2	1	—	—	—	—	—	
72241	Drinking places (alcoholic beverages) .....	103	243	1 044	15	5	7	2	1	—	—	—	—	—	
722410	Drinking places (alcoholic beverages) .....	103	243	1 044	15	5	7	2	1	—	—	—	—	—	
<b>81</b>	<b>Other services (except public administration)</b> .....	<b>5 902</b>	<b>37 722</b>	<b>157 135</b>	<b>586</b>	<b>292</b>	<b>138</b>	<b>88</b>	<b>46</b>	<b>18</b>	<b>3</b>	<b>1</b>	—	—	
811	Repair & maintenance .....	1 652	14 419	58 443	178	91	43	24	15	4	1	—	—	—	
8111	Automotive repair & maintenance .....	753	5 563	24 042	118	56	38	18	6	—	—	—	—	—	
81111	Automotive mechanical & electrical R&M .....	369	2 853	12 195	66	33	26	4	3	—	—	—	—	—	
811111	General automotive repair .....	318	2 448	10 382	57	31	19	4	3	—	—	—	—	—	
81112	Automotive body, paint, interior & glass repair .....	264	2 243	9 731	37	15	10	11	1	—	—	—	—	—	
811121	Automotive body, paint & interior R&M .....	241	2 041	8 997	31	11	8	11	1	—	—	—	—	—	
81119	Other automotive R&M .....	120	467	2 116	15	8	2	3	2	—	—	—	—	—	
8112	Electronic & precision equipment R&M .....	511	4 743	15 889	27	15	3	2	4	2	1	—	—	—	
81121	Electronic & precision equipment R&M .....	511	4 743	15 889	27	15	3	2	4	2	1	—	—	—	
811211	Consumer electronics R&M .....	165	1 450	4 433	6	4	1	—	—	—	1	—	—	—	
811212	Computer & office machine R&M .....	263	2 701	8 764	15	8	1	1	3	2	—	—	—	—	
8113	Commercial equipment (exc auto & elec) R&M .....	218	2 225	10 653	13	6	1	2	3	1	—	—	—	—	
81131	Commercial equipment (exc auto & elec) R&M .....	218	2 225	10 653	13	6	1	2	3	1	—	—	—	—	
811310	Commercial equipment (exc auto & elec) R&M .....	218	2 225	10 653	13	6	1	2	3	1	—	—	—	—	
8114	Personal & household goods R&M .....	170	1 888	7 859	20	14	1	2	2	1	—	—	—	—	
81141	Home, garden equipment & appliance R&M .....	110	1 411	5 629	6	3	—	1	1	1	—	—	—	—	
812	Personal & laundry services .....	1 639	6 736	29 840	187	86	46	35	16	3	1	—	—	—	
8121	Personal care services .....	986	3 597	15 810	109	44	28	22	14	1	—	—	—	—	
81211	Hair, nail & skin care services .....	886	3 171	14 029	96	38	27	17	13	1	—	—	—	—	
812112	Beauty salons .....	819	2 846	12 586	80	27	25	15	12	1	—	—	—	—	
81219	Other personal care services .....	100	426	1 781	13	6	1	5	1	—	—	—	—	—	
8122	Death care services .....	138	599	2 334	11	5	1	4	—	1	—	—	—	—	
8123	Drycleaning & laundry services .....	315	1 491	6 431	38	22	8	6	1	—	1	—	—	—	
81231	Coin-operated laundries & drycleaners .....	(C)	(D)	(D)	4	1	1	1	—	—	1	—	—	—	
81232	Drycleaning & laundry services (exc coin-op) .....	(C)	(D)	(D)	34	21	7	5	1	—	—	—	—	—	
8129	Other personal services .....	200	1 049	5 265	29	15	9	3	1	1	—	—	—	—	
813	Religious, grantmaking, civic, prof & like organizations .....	2 611	16 567	68 852	221	115	49	29	15	11	1	1	—	—	
8131	Religious organizations .....	1 713	7 973	32 333	127	58	30	18	12	8	—	1	—	—	
81311	Religious organizations .....	1 713	7 973	32 333	127	58	30	18	12	8	—	1	—	—	
813110	Religious organizations .....	1 713	7 973	32 333	127	58	30	18	12	8	—	1	—	—	
8132	Grantmaking & giving services .....	274	3 540	14 010	17	15	—	1	—	—	1	—	—	—	
81321	Grantmaking & giving services .....	274	3 540	14 010	17	15	—	1	—	—	1	—	—	—	
8134	Civic & social organizations .....	165	602	2 883	16	8	5	1	1	1	—	—	—	—	
81341	Civic & social organizations .....	165	602	2 883	16	8	5	1	1	1	—	—	—	—	
813410	Civic & social organizations .....	165	602	2 883	16	8	5	1	1	1	—	—	—	—	
8139	Business, labor, political, like organizations .....	433	4 218	18 740	56	31	13	8	2	2	—	—	—	—	
81391	Business associations .....	115	912	4 034	21	13	5	2	1	—	—	—	—	—	
813910	Business associations .....	115	912	4 034	21	13	5	2	1	—	—	—	—	—	
81392	Professional organizations .....	164	1 645	7 340	15	7	3	3	1	1	—	—	—	—	
813920	Professional organizations .....	164	1 645	7 340	15	7	3	3	1	1	—	—	—	—	
<b>95</b>	<b>Auxiliaries (exc corporate, subsidiary &amp; regional mgt)</b> .....	<b>1 484</b>	<b>17 011</b>	<b>67 988</b>	<b>18</b>	<b>5</b>	<b>4</b>	<b>2</b>	<b>3</b>	<b>1</b>	—	<b>2</b>	<b>1</b>	—	
<b>99</b>	<b>Unclassified establishments</b> .....	<b>151</b>	<b>976</b>	<b>6 744</b>	<b>89</b>	<b>80</b>	<b>7</b>	<b>1</b>	<b>1</b>	—	—	—	—	—	
<b>KENT</b>															
	<b>Total</b> .....	<b>7 021</b>	<b>37 275</b>	<b>159 820</b>	<b>669</b>	<b>378</b>	<b>148</b>	<b>89</b>	<b>32</b>	<b>11</b>	<b>8</b>	<b>2</b>	<b>1</b>	—	
<b>11</b>	<b>Forestry, fishing, hunting, and agriculture support</b> .....	(A)	(D)	(D)	5	4	1	—	—	—	—	—	—	—	
<b>21</b>	<b>Mining</b> .....	(A)	(D)	(D)	1	—	1	—	—	—	—	—	—	—	
<b>23</b>	<b>Construction</b> .....	<b>464</b>	<b>2 704</b>	<b>15 115</b>	<b>80</b>	<b>60</b>	<b>10</b>	<b>5</b>	<b>4</b>	—	<b>1</b>	—	—	—	
233	Building, developing & general contracting .....	(C)	(D)	(D)	27	20	4	2	1	—	—	—	—	—	
2332	Residential building construction .....	102	540	2 246	25	19	3	2	1	—	—	—	—	—	
23321	Single-family housing construction .....	102	540	2 246	25	19	3	2	1	—	—	—	—	—	
233210	Single-family housing construction .....	102	540	2 246	25	19	3	2	1	—	—	—	—	—	
234	Heavy construction .....	(C)	(D)	(D)	4	2	—	—	1	—	1	—	—	—	
2341	Highway, street, bridge & tunnel construction .....	(C)	(D)	(D)	1	—	—	—	—	—	1	—	—	—	
23411	Highway & street construction .....	(C)	(D)	(D)	1	—	—	—	—	—	1	—	—	—	
235	Special trade contractors .....	183	1 067	4 951	49	38	6	3	2	—	—	—	—	—	

See footnotes at end of table.

**Table 6. Counties—Employees, Payroll, and Establishments by Industry: 2000—Con.**

[Excludes most government employees, railroad employees, and self-employed persons. Size class 1 to 4 includes establishments with payroll, but no employees, during mid-March pay period. (D) denotes figures withheld to avoid disclosing data for individual companies; the data are included in broader industry totals. Detailed industries with 100 or more employees are shown if industry was not a (D). For explanation of terms, abbreviations, and data reliability/comparability, see introductory text]

NAICS code	Industry	Number of employees for week including March 12	Payroll (\$1,000)		Total number of establishments	Number of establishments by employment-size class								
			First quarter	Annual		1 to 4	5 to 9	10 to 19	20 to 49	50 to 99	100 to 249	250 to 499	500 to 999	1,000 or more
<b>KENT—Con.</b>														
<b>31-33</b>	<b>Manufacturing</b>	<b>997</b>	<b>6 679</b>	<b>27 428</b>	<b>25</b>	<b>8</b>	<b>6</b>	<b>4</b>	<b>3</b>	<b>1</b>	<b>2</b>	<b>1</b>		
311	Food mfg	(C)	(D)	(D)	2	—	1	—	—	—	1	—	—	—
3116	Animal slaughtering & processing	(C)	(D)	(D)	1	—	—	—	—	—	1	—	—	—
31161	Animal slaughtering & processing	(C)	(D)	(D)	1	—	—	—	—	—	1	—	—	—
325	Chemical mfg	134	1 322	5 099	3	—	—	1	1	1	—	—	—	—
332	Fabricated metal product mfg	(E)	(D)	(D)	3	1	1	—	—	—	—	1	—	—
3329	Other fabricated metal product mfg	(E)	(D)	(D)	2	—	1	—	—	—	—	1	—	—
33291	Metal valve mfg	(E)	(D)	(D)	1	—	—	—	—	—	—	1	—	—
339	Miscellaneous mfg	(C)	(D)	(D)	1	—	—	—	—	—	1	—	—	—
3399	Other miscellaneous mfg	(C)	(D)	(D)	1	—	—	—	—	—	1	—	—	—
33999	All other misc mfg	(C)	(D)	(D)	1	—	—	—	—	—	1	—	—	—
<b>42</b>	<b>Wholesale trade</b>	<b>127</b>	<b>947</b>	<b>4 258</b>	<b>27</b>	<b>19</b>	<b>4</b>	<b>2</b>	<b>2</b>	—	—	—	—	—
<b>44-45</b>	<b>Retail trade</b>	<b>1 065</b>	<b>4 041</b>	<b>17 585</b>	<b>118</b>	<b>60</b>	<b>28</b>	<b>20</b>	<b>6</b>	<b>3</b>	<b>1</b>	—	—	—
444	Bldg material & garden equip & supp dealers	174	825	3 828	15	7	2	3	2	1	—	—	—	—
4442	Lawn & garden equip & supplies stores	(C)	(D)	(D)	7	2	1	3	—	1	—	—	—	—
445	Food & beverage stores	365	1 280	5 433	20	8	5	4	—	2	1	—	—	—
4451	Grocery stores	318	1 153	4 910	11	3	2	3	—	2	1	—	—	—
44511	Grocery (except convenience) stores	282	1 047	4 478	5	—	1	1	—	2	1	—	—	—
445110	Grocery (except convenience) stores	282	1 047	4 478	5	—	1	1	—	2	1	—	—	—
<b>48-49</b>	<b>Transportation &amp; warehousing</b>	<b>(C)</b>	<b>(D)</b>	<b>(D)</b>	<b>27</b>	<b>17</b>	<b>7</b>	<b>2</b>	<b>1</b>	—	—	—	—	—
<b>51</b>	<b>Information</b>	<b>86</b>	<b>759</b>	<b>2 919</b>	<b>10</b>	<b>3</b>	<b>4</b>	<b>2</b>	<b>1</b>	—	—	—	—	—
<b>52</b>	<b>Finance &amp; insurance</b>	<b>218</b>	<b>1 985</b>	<b>7 369</b>	<b>32</b>	<b>13</b>	<b>12</b>	<b>6</b>	<b>1</b>	—	—	—	—	—
522	Credit intermediation & related activities	159	1 204	4 365	20	6	9	4	1	—	—	—	—	—
5221	Depository credit intermediation	(C)	(D)	(D)	18	4	9	4	1	—	—	—	—	—
52211	Commercial banking	(C)	(D)	(D)	17	3	9	4	1	—	—	—	—	—
<b>53</b>	<b>Real estate &amp; rental &amp; leasing</b>	<b>51</b>	<b>260</b>	<b>1 033</b>	<b>27</b>	<b>23</b>	<b>4</b>	—	—	—	—	—	—	—
<b>54</b>	<b>Professional, scientific &amp; technical services</b>	<b>410</b>	<b>2 467</b>	<b>9 816</b>	<b>47</b>	<b>35</b>	<b>4</b>	<b>5</b>	—	<b>3</b>	—	—	—	—
541	Professional, scientific & technical services	410	2 467	9 816	47	35	4	5	—	3	—	—	—	—
5412	Accounting, tax prep, bookkeep, payroll services	123	497	1 757	10	7	1	1	—	1	—	—	—	—
54121	Accounting, tax prep, bookkeep, payroll services	123	497	1 757	10	7	1	1	—	1	—	—	—	—
5417	Scientific R&D services	(C)	(D)	(D)	2	—	—	—	—	2	—	—	—	—
<b>55</b>	<b>Management of companies &amp; enterprises</b>	<b>(A)</b>	<b>(D)</b>	<b>(D)</b>	<b>3</b>	<b>1</b>	<b>1</b>	<b>1</b>	—	—	—	—	—	—
<b>56</b>	<b>Admin, support, waste mgt, remediation services</b>	<b>222</b>	<b>2 388</b>	<b>8 103</b>	<b>30</b>	<b>17</b>	<b>8</b>	<b>3</b>	<b>1</b>	<b>1</b>	—	—	—	—
561	Administrative & support services	222	2 388	8 103	30	17	8	3	1	1	—	—	—	—
<b>61</b>	<b>Educational services</b>	<b>889</b>	<b>3 521</b>	<b>13 936</b>	<b>12</b>	<b>6</b>	<b>2</b>	—	<b>3</b>	—	—	—	—	—
611	Educational services	889	3 521	13 936	12	6	2	—	3	—	—	—	—	—
6113	Colleges, universities & professional schools	(F)	(D)	(D)	1	—	—	—	—	—	—	—	1	—
61131	Colleges, universities & professional schools	(F)	(D)	(D)	1	—	—	—	—	—	—	—	1	—
<b>62</b>	<b>Health care and social assistance</b>	<b>1 159</b>	<b>7 169</b>	<b>30 842</b>	<b>52</b>	<b>14</b>	<b>20</b>	<b>11</b>	<b>1</b>	<b>1</b>	<b>4</b>	<b>1</b>	—	—
621	Ambulatory health care services	209	1 652	7 547	33	12	14	6	1	—	—	—	—	—
6211	Offices of physicians	115	996	4 697	18	6	8	4	—	—	—	—	—	—
62111	Offices of physicians	115	996	4 697	18	6	8	4	—	—	—	—	—	—
621111	Offices of physicians (exc mental health)	115	996	4 697	18	6	8	4	—	—	—	—	—	—
622	Hospitals	(E)	(D)	(D)	2	—	—	—	—	—	1	1	—	—
6221	General medical & surgical hospitals	(E)	(D)	(D)	1	—	—	—	—	—	—	1	—	—
62211	General medical & surgical hospitals	(E)	(D)	(D)	1	—	—	—	—	—	—	1	—	—
6222	Psychiatric & substance abuse hospitals	(C)	(D)	(D)	1	—	—	—	—	—	1	—	—	—
62221	Psychiatric & substance abuse hospitals	(C)	(D)	(D)	1	—	—	—	—	—	1	—	—	—
623	Nursing & residential care facilities	364	1 668	6 449	5	1	1	—	—	—	3	—	—	—
6231	Nursing care facilities	(C)	(D)	(D)	2	—	—	—	—	—	2	—	—	—
62311	Nursing care facilities	(C)	(D)	(D)	2	—	—	—	—	—	2	—	—	—
6233	Community care facilities for the elderly	(C)	(D)	(D)	2	1	—	—	—	—	1	—	—	—
62331	Community care facilities for the elderly	(C)	(D)	(D)	2	1	—	—	—	—	1	—	—	—
624	Social assistance	(C)	(D)	(D)	12	1	5	5	—	1	—	—	—	—
6241	Individual & family services	(C)	(D)	(D)	6	—	2	3	—	1	—	—	—	—
<b>71</b>	<b>Arts, entertainment &amp; recreation</b>	<b>285</b>	<b>1 227</b>	<b>6 005</b>	<b>29</b>	<b>14</b>	<b>7</b>	<b>4</b>	<b>3</b>	<b>1</b>	—	—	—	—
713	Amusement, gambling & recreation industries	(E)	(D)	(D)	26	12	6	4	3	1	—	—	—	—
7139	Other amusement & recreation industries	(E)	(D)	(D)	25	11	6	4	3	1	—	—	—	—
71393	Marinas	185	997	4 780	17	6	5	3	3	—	—	—	—	—
713930	Marinas	185	997	4 780	17	6	5	3	3	—	—	—	—	—
<b>72</b>	<b>Accommodation &amp; food services</b>	<b>578</b>	<b>1 267</b>	<b>6 793</b>	<b>60</b>	<b>21</b>	<b>16</b>	<b>17</b>	<b>5</b>	<b>1</b>	—	—	—	—
722	Food services & drinking places	495	1 004	5 446	46	15	10	15	5	1	—	—	—	—
7221	Full-service restaurants	331	630	3 764	21	3	5	8	4	1	—	—	—	—
72211	Full-service restaurants	331	630	3 764	21	3	5	8	4	1	—	—	—	—
722110	Full-service restaurants	331	630	3 764	21	3	5	8	4	1	—	—	—	—
7222	Limited-service eating places	(C)	(D)	(D)	16	7	3	5	1	—	—	—	—	—
72221	Limited-service eating places	(C)	(D)	(D)	16	7	3	5	1	—	—	—	—	—

See footnotes at end of table.



**Table 6. Counties—Employees, Payroll, and Establishments by Industry: 2000—Con.**

[Excludes most government employees, railroad employees, and self-employed persons. Size class 1 to 4 includes establishments with payroll, but no employees, during mid-March pay period. (D) denotes figures withheld to avoid disclosing data for individual companies; the data are included in broader industry totals. Detailed industries with 100 or more employees are shown if industry was not a (D). For explanation of terms, abbreviations, and data reliability/comparability, see introductory text]

NAICS code	Industry	Number of employees for week including March 12	Payroll (\$1,000)		Total number of establishments	Number of establishments by employment-size class									
			First quarter	Annual		1 to 4	5 to 9	10 to 19	20 to 49	50 to 99	100 to 249	250 to 499	500 to 999	1,000 or more	
<b>KENT—Con.</b>															
<b>81</b>	<b>Other services (except public administration)</b>	<b>277</b>	<b>1 101</b>	<b>5 138</b>	<b>73</b>	<b>53</b>	<b>12</b>	<b>7</b>	<b>1</b>	—	—	—	—	—	
812	Personal & laundry services	111	455	1 827	24	17	4	2	1	—	—	—	—	—	
813	Religious, grantmaking, civic, prof & like organizations	102	335	1 928	30	22	6	2	—	—	—	—	—	—	
<b>99</b>	<b>Unclassified establishments</b>	<b>(A)</b>	<b>(D)</b>	<b>(D)</b>	<b>11</b>	<b>10</b>	<b>1</b>	—	—	—	—	—	—	—	
<b>MONTGOMERY</b>															
	<b>Total</b>	<b>404 150</b>	<b>4 245 822</b>	<b>17 300 895</b>	<b>25 631</b>	<b>14 385</b>	<b>4 576</b>	<b>3 049</b>	<b>2 178</b>	<b>773</b>	<b>493</b>	<b>121</b>	<b>25</b>	<b>31</b>	
<b>11</b>	<b>Forestry, fishing, hunting, and agriculture support</b>	<b>(C)</b>	<b>(D)</b>	<b>(D)</b>	<b>24</b>	<b>17</b>	<b>2</b>	<b>5</b>	—	—	—	—	—	—	
<b>21</b>	<b>Mining</b>	<b>97</b>	<b>958</b>	<b>4 141</b>	<b>4</b>	—	<b>1</b>	<b>1</b>	<b>1</b>	<b>1</b>	—	—	—	—	
<b>22</b>	<b>Utilities</b>	<b>(E)</b>	<b>(D)</b>	<b>(D)</b>	<b>8</b>	<b>5</b>	—	—	—	—	<b>3</b>	—	—	—	
221	Utilities	(E)	(D)	(D)	8	5	—	—	—	—	3	—	—	—	
2211	Elec pwr generation, transmsn & distribution	(E)	(D)	(D)	6	3	—	—	—	—	3	—	—	—	
22111	Electric power generation	(C)	(D)	(D)	3	2	—	—	—	—	1	—	—	—	
22112	Electric pwr transmsn, control & distribution	(E)	(D)	(D)	3	1	—	—	—	—	2	—	—	—	
<b>23</b>	<b>Construction</b>	<b>30 753</b>	<b>289 436</b>	<b>1 261 341</b>	<b>2 261</b>	<b>1 348</b>	<b>361</b>	<b>271</b>	<b>194</b>	<b>48</b>	<b>27</b>	<b>9</b>	<b>1</b>	<b>2</b>	
233	Building, developing & general contracting	10 944	116 949	486 125	832	526	143	93	46	12	9	2	—	1	
2331	Land subdivision & land development	394	3 981	20 046	47	27	13	3	3	—	1	—	—	—	
23311	Land subdivision & land development	394	3 981	20 046	47	27	13	3	3	—	1	—	—	—	
233110	Land subdivision & land development	394	3 981	20 046	47	27	13	3	3	—	1	—	—	—	
2332	Residential building construction	3 758	35 507	159 812	639	437	107	59	28	5	3	—	—	—	
23321	Single-family housing construction	3 367	30 740	139 242	602	413	102	53	28	4	2	—	—	—	
233210	Single-family housing construction	3 367	30 740	139 242	602	413	102	53	28	4	2	—	—	—	
23322	Multifamily housing construction	391	4 767	20 570	37	24	5	6	—	1	1	—	—	—	
233220	Multifamily housing construction	391	4 767	20 570	37	24	5	6	—	1	1	—	—	—	
2333	Nonresidential building construction	6 792	77 461	306 267	146	62	23	31	15	7	5	2	—	1	
23332	Commercial & institutional bldg construction	6 717	77 073	303 712	134	56	21	28	14	7	5	2	—	1	
233320	Commercial & institutional bldg construction	6 717	77 073	303 712	134	56	21	28	14	7	5	2	—	1	
234	Heavy construction	1 783	20 040	92 735	64	26	9	7	15	3	2	2	—	—	
2341	Highway, street, bridge & tunnel construction	1 117	12 088	59 797	20	9	—	2	5	1	1	2	—	—	
23411	Highway & street construction	1 117	12 088	59 797	20	9	—	2	5	1	1	2	—	—	
234110	Highway & street construction	1 117	12 088	59 797	20	9	—	2	5	1	1	2	—	—	
2349	Other heavy construction	666	7 952	32 938	44	17	9	5	10	2	1	—	—	—	
23491	Water, sewer & pipeline construction	264	2 467	11 784	19	7	4	3	3	2	—	—	—	—	
234910	Water, sewer & pipeline construction	264	2 467	11 784	19	7	4	3	3	2	—	—	—	—	
23493	Industrial nonbuilding structure construction	(C)	(D)	(D)	1	—	—	—	—	—	1	—	—	—	
23499	All other heavy construction	188	2 028	8 486	20	9	5	2	4	—	—	—	—	—	
234990	All other heavy construction	188	2 028	8 486	20	9	5	2	4	—	—	—	—	—	
235	Special trade contractors	18 026	152 447	682 481	1 365	796	209	171	133	33	16	5	1	1	
2351	Plumbing, heating & AC contractor	4 694	49 860	207 972	279	142	42	42	36	9	6	1	1	—	
23511	Plumbing, heating & AC contractor	4 694	49 860	207 972	279	142	42	42	36	9	6	1	1	—	
235110	Plumbing, heating & AC contractor	4 694	49 860	207 972	279	142	42	42	36	9	6	1	1	—	
2352	Painting & wall covering contractors	1 316	9 111	43 520	198	157	14	15	7	3	2	—	—	—	
23521	Painting & wall covering contractors	1 316	9 111	43 520	198	157	14	15	7	3	2	—	—	—	
235210	Painting & wall covering contractors	1 316	9 111	43 520	198	157	14	15	7	3	2	—	—	—	
2353	Electrical contractors	2 595	22 684	109 449	203	106	39	24	27	4	1	2	—	—	
23531	Electrical contractors	2 595	22 684	109 449	203	106	39	24	27	4	1	2	—	—	
235310	Electrical contractors	2 595	22 684	109 449	203	106	39	24	27	4	1	2	—	—	
2354	Masonry, drywall, insulation, tile contractors	3 270	23 702	105 769	164	76	32	20	21	8	5	2	—	—	
23541	Masonry & stone contractors	1 488	8 752	40 418	78	38	14	8	11	4	2	1	—	—	
235410	Masonry & stone contractors	1 488	8 752	40 418	78	38	14	8	11	4	2	1	—	—	
23542	Drywall, acoustical & insulation contractors	1 653	14 043	60 820	67	28	15	8	8	4	3	1	—	—	
235420	Drywall, acoustical & insulation contractors	1 653	14 043	60 820	67	28	15	8	8	4	3	1	—	—	
23543	Tile, marble, terrazzo & mosaic contractors	129	907	4 531	19	10	3	4	2	—	—	—	—	—	
235430	Tile, marble, terrazzo & mosaic contractors	129	907	4 531	19	10	3	4	2	—	—	—	—	—	
2355	Carpentry & floor contractors	1 170	8 316	36 593	190	123	25	29	12	1	—	—	—	—	
23551	Carpentry contractors	778	5 425	23 185	140	95	19	17	8	1	—	—	—	—	
235510	Carpentry contractors	778	5 425	23 185	140	95	19	17	8	1	—	—	—	—	
23552	Floor laying & other floor contractors	392	2 891	13 408	50	28	6	12	4	—	—	—	—	—	
235520	Floor laying & other floor contractors	392	2 891	13 408	50	28	6	12	4	—	—	—	—	—	
2356	Roofing, siding, & sheet metal contractors	(E)	(D)	(D)	73	47	11	9	6	—	—	—	—	—	
23561	Roofing, siding, & sheet metal contractors	(E)	(D)	(D)	73	47	11	9	6	—	—	—	—	—	
2357	Concrete contractors	3 037	24 744	110 635	92	52	16	9	10	4	—	—	—	1	
23571	Concrete contractors	3 037	24 744	110 635	92	52	16	9	10	4	—	—	—	1	
235710	Concrete contractors	3 037	24 744	110 635	92	52	16	9	10	4	—	—	—	1	
2359	Other special trade contractors	1 458	10 697	51 985	163	91	30	22	14	4	2	—	—	—	
23592	Glass & glazing contractors	158	1 282	6 410	17	4	6	6	1	—	—	—	—	—	
235920	Glass & glazing contractors	158	1 282	6 410	17	4	6	6	1	—	—	—	—	—	
23593	Excavation contractors	211	1 787	8 434	45	31	6	6	2	—	—	—	—	—	
235930	Excavation contractors	211	1 787	8 434	45	31	6	6	2	—	—	—	—	—	
23594	Wrecking & demolition contractors	183	788	3 449	6	3	—	—	2	—	1	—	—	—	
235940	Wrecking & demolition contractors	183	788	3 449	6	3	—	—	2	—	1	—	—	—	
23595	Bldg equip & oth mach installation contractor	160	1 821	7 862	10	4	2	1	1	2	—	—	—	—	
235950	Bldg equip & oth mach installation contractor	160	1 821	7 862	10	4	2	1	1	2	—	—	—	—	
23599	All other special trade contractors	726	4 888	24 926	79	45	14	9	8	2	1	—	—	—	
235990	All other special trade contractors	726	4 888	24 926	79	45	14	9	8	2	1	—	—	—	

See footnotes at end of table.

**Table 6. Counties—Employees, Payroll, and Establishments by Industry: 2000—Con.**

[Excludes most government employees, railroad employees, and self-employed persons. Size class 1 to 4 includes establishments with payroll, but no employees, during mid-March pay period. (D) denotes figures withheld to avoid disclosing data for individual companies; the data are included in broader industry totals. Detailed industries with 100 or more employees are shown if industry was not a (D). For explanation of terms, abbreviations, and data reliability/comparability, see introductory text]

NAICS code	Industry	Number of employees for week including March 12	Payroll (\$1,000)		Total number of establishments	Number of establishments by employment-size class								
			First quarter	Annual		1 to 4	5 to 9	10 to 19	20 to 49	50 to 99	100 to 249	250 to 499	500 to 999	1,000 or more
<b>MONTGOMERY—Con.</b>														
<b>31-33</b>	<b>Manufacturing .....</b>	<b>14 375</b>	<b>248 658</b>	<b>928 121</b>	<b>507</b>	<b>235</b>	<b>105</b>	<b>72</b>	<b>49</b>	<b>19</b>	<b>17</b>	<b>7</b>	<b>1</b>	<b>2</b>
311	Food mfg .....	893	4 680	19 702	40	18	5	10	2	3	1	1	—	—
3118	Bakeries & tortilla mfg .....	842	4 332	18 185	32	14	2	10	1	3	1	1	—	—
31181	Bread & bakery product mfg .....	(F)	(D)	(D)	30	12	2	10	1	3	1	1	—	—
311812	Commercial bakeries .....	626	3 561	14 738	11	5	—	2	—	2	1	1	—	—
312	Beverage & tobacco product mfg .....	(C)	(D)	(D)	4	2	—	—	—	1	1	—	—	—
3121	Beverage mfg .....	(C)	(D)	(D)	4	2	—	—	—	1	1	—	—	—
31211	Soft drink & ice mfg .....	(C)	(D)	(D)	4	2	—	—	—	1	1	—	—	—
323	Printing & related support activities .....	2 537	23 700	99 911	131	60	31	19	9	5	6	1	—	—
3231	Printing & related support activities .....	2 537	23 700	99 911	131	60	31	19	9	5	6	1	—	—
32311	Printing .....	2 459	22 883	96 154	119	52	29	18	8	5	6	1	—	—
323110	Commercial lithographic printing .....	1 738	16 769	71 270	52	17	12	12	2	3	5	1	—	—
323114	Quick printing .....	164	1 268	5 164	26	16	5	4	1	—	—	—	—	—
323117	Book printing .....	330	3 378	13 647	10	2	3	—	2	2	1	—	—	—
323119	Other commercial printing .....	105	747	3 323	17	9	7	—	1	—	—	—	—	—
325	Chemical mfg .....	1 140	70 195	225 961	21	8	4	1	3	2	1	2	—	—
3254	Pharmaceutical & medicine mfg .....	1 023	69 152	221 223	13	4	2	1	2	1	1	2	—	—
32541	Pharmaceutical & medicine mfg .....	1 023	69 152	221 223	13	4	2	1	2	1	1	2	—	—
325413	In-vitro diagnostic substance mfg .....	123	1 613	5 998	3	—	—	1	1	1	—	—	—	—
326	Plastics & rubber products mfg .....	(C)	(D)	(D)	6	1	—	2	2	—	1	—	—	—
3261	Plastics product mfg .....	188	1 306	5 669	5	1	—	2	1	—	1	—	—	—
32619	Other plastics product mfg .....	188	1 306	5 669	5	1	—	2	1	—	1	—	—	—
326199	All other plastics product mfg .....	188	1 306	5 669	5	1	—	2	1	—	1	—	—	—
327	Nonmetallic mineral product mfg .....	242	2 899	12 170	16	4	5	4	2	1	—	—	—	—
3273	Cement & concrete product mfg .....	187	2 455	10 206	8	1	1	4	1	1	—	—	—	—
32732	Ready-mix concrete mfg .....	151	2 056	8 524	5	1	1	1	1	1	—	—	—	—
327320	Ready-mix concrete mfg .....	151	2 056	8 524	5	1	1	1	1	1	—	—	—	—
332	Fabricated metal product mfg .....	262	2 343	9 640	25	11	3	6	5	—	—	—	—	—
3323	Architectural & structural metals mfg .....	150	1 321	5 450	11	5	—	2	4	—	—	—	—	—
33232	Ornamental & architectural metal prod mfg ...	(C)	(D)	(D)	9	5	—	1	3	—	—	—	—	—
333	Machinery mfg .....	314	5 390	22 719	10	6	1	—	2	—	1	—	—	—
3332	Industrial machinery mfg .....	(C)	(D)	(D)	3	1	1	—	—	—	1	—	—	—
33329	Other industrial machinery mfg .....	(C)	(D)	(D)	3	1	1	—	—	—	1	—	—	—
334	Computer & electronic product mfg .....	6 140	99 576	380 743	64	19	12	9	8	6	5	3	1	1
3342	Communications equipment mfg .....	(H)	(D)	(D)	15	3	2	1	1	2	3	2	—	1
33422	Radio, TV broadcast & wireless comm equip mfg .....	3 733	69 200	262 798	11	2	—	1	1	2	3	1	—	1
334220	Radio, TV broadcast & wireless comm equip mfg .....	3 733	69 200	262 798	11	2	—	1	1	2	3	1	—	1
33429	Other communications equipment mfg .....	(E)	(D)	(D)	3	—	2	—	—	—	—	1	—	—
3344	Semiconductor & oth electronic component mfg .....	389	3 366	14 256	15	2	3	4	3	3	—	—	—	—
33441	Semiconductor & oth electronic component mfg .....	389	3 366	14 256	15	2	3	4	3	3	—	—	—	—
334412	Bare printed circuit board mfg .....	110	893	3 462	5	1	1	1	1	1	—	—	—	—
334419	Other electronic component mfg .....	193	2 012	8 643	5	1	—	1	1	2	—	—	—	—
3345	Nav, measuring, medical, control instruments mfg .....	1 543	22 067	84 957	25	9	5	4	2	1	2	1	1	—
33451	Nav, measuring, medical, control instruments mfg .....	1 543	22 067	84 957	25	9	5	4	2	1	2	1	1	—
335	Electrical equip, appliance & component mfg .....	266	3 633	14 636	11	3	3	3	1	—	1	—	—	—
3359	Other electrical equipment & component mfg ...	(C)	(D)	(D)	3	—	2	—	—	—	1	—	—	—
33599	All oth electrical equipment & component mfg .....	(C)	(D)	(D)	1	—	—	—	—	—	1	—	—	—
336	Transportation equipment mfg .....	(G)	(D)	(D)	6	4	1	—	—	—	—	—	—	1
3364	Aerospace product & parts mfg .....	(G)	(D)	(D)	4	3	—	—	—	—	—	—	—	1
33641	Aerospace product & parts mfg .....	(G)	(D)	(D)	4	3	—	—	—	—	—	—	—	1
337	Furniture & related product mfg .....	324	2 634	11 345	38	20	8	5	4	1	—	—	—	—
3371	HH & institutional furniture & kitchen cabinet mfg .....	171	1 314	5 532	26	15	6	3	2	—	—	—	—	—
33711	Wood kitchen cabinet & countertop mfg .....	119	911	3 838	17	9	4	3	1	—	—	—	—	—
337110	Wood kitchen cabinet & countertop mfg .....	119	911	3 838	17	9	4	3	1	—	—	—	—	—
3372	Office furniture (including fixtures) mfg .....	149	1 306	5 748	9	2	2	2	2	1	—	—	—	—
33721	Office furniture (including fixtures) mfg .....	149	1 306	5 748	9	2	2	2	2	1	—	—	—	—
339	Miscellaneous mfg .....	631	5 199	23 233	100	56	26	9	9	—	—	—	—	—
3391	Medical equipment & supplies mfg .....	465	3 983	17 686	71	40	17	7	7	—	—	—	—	—
33911	Medical equipment & supplies mfg .....	465	3 983	17 686	71	40	17	7	7	—	—	—	—	—
339116	Dental laboratories .....	197	1 252	5 842	43	30	8	3	2	—	—	—	—	—
3399	Other miscellaneous mfg .....	166	1 216	5 547	29	16	9	2	2	—	—	—	—	—

See footnotes at end of table.

**Table 6. Counties—Employees, Payroll, and Establishments by Industry: 2000—Con.**

[Excludes most government employees, railroad employees, and self-employed persons. Size class 1 to 4 includes establishments with payroll, but no employees, during mid-March pay period. (D) denotes figures withheld to avoid disclosing data for individual companies; the data are included in broader industry totals. Detailed industries with 100 or more employees are shown if industry was not a (D). For explanation of terms, abbreviations, and data reliability/comparability, see introductory text]

NAICS code	Industry	Number of employees for week including March 12	Payroll (\$1,000)		Total number of establishments	Number of establishments by employment-size class								
			First quarter	Annual		1 to 4	5 to 9	10 to 19	20 to 49	50 to 99	100 to 249	250 to 499	500 to 999	1,000 or more
<b>MONTGOMERY—Con.</b>														
<b>42</b>	<b>Wholesale trade</b>	<b>13 612</b>	<b>240 120</b>	<b>870 449</b>	<b>936</b>	<b>535</b>	<b>157</b>	<b>108</b>	<b>92</b>	<b>29</b>	<b>12</b>	<b>2</b>		<b>1</b>
421	Wholesale trade, durable goods	10 764	210 218	743 432	674	375	114	82	73	20	7	2		1
4211	Motor vehicle, motor vehicle pt & supply whsle . . .	279	3 577	14 627	36	21	6	5	3	1				
42111	Automobile & other motor vehicle whsle . . . . .	120	2 560	10 209	16	11	1	2	2					
421110	Automobile & other motor vehicle whsle . . . . .	120	2 560	10 209	16	11	1	2	2					
42112	Motor vehicle supplies & new parts whsle . . . . .	(C)	(D)	(D)	18	9	5	2	1	1				
4212	Furniture & home furnishing whsle . . . . .	1 001	7 966	34 764	80	50	10	8	9	2		1		
42121	Furniture whsle . . . . .	323	4 471	20 012	43	29	6	3	4	1				
421210	Furniture whsle . . . . .	323	4 471	20 012	43	29	6	3	4	1				
42122	Home furnishing whsle . . . . .	678	3 495	14 752	37	21	4	5	5	1		1		
421220	Home furnishing whsle . . . . .	678	3 495	14 752	37	21	4	5	5	1		1		
4213	Lumber & other construction materials whsle . . .	250	3 966	14 197	22	12	4	1	4	1				
42131	Lumber, plywood, millwork & wood panel whsle . . . . .	178	2 563	9 041	10	5	1		3	1				
421310	Lumber, plywood, millwork & wood panel whsle . . . . .	178	2 563	9 041	10	5	1		3	1				
4214	Professional & commercial equip & supp whsle . .	6 183	153 929	510 337	207	112	26	26	26	11	4	1		1
42142	Office equipment whsle . . . . .	483	5 637	23 791	21	7	1	3	7	3				
421420	Office equipment whsle . . . . .	483	5 637	23 791	21	7	1	3	7	3				
42143	Computer & peripheral equip & software whsle . . . . .	5 045	139 511	451 279	116	59	18	15	13	5	4	1		1
421430	Computer & peripheral equip & software whsle . . . . .	5 045	139 511	451 279	116	59	18	15	13	5	4	1		1
42145	Medical, dental, hospital equip & supp whsle . .	269	4 582	18 762	32	22	3	3	3	1				
421450	Medical, dental, hospital equip & supp whsle . . . . .	269	4 582	18 762	32	22	3	3	3	1				
42149	Oth professional equipment & supplies whsle . .	211	2 768	10 862	21	13	4	1	2	1				
421490	Oth professional equipment & supplies whsle . . . . .	211	2 768	10 862	21	13	4	1	2	1				
4215	Metal & mineral (except petroleum) whsle . . . . .	111	1 771	9 132	12	7	1	2	2					
4216	Electrical goods whsle . . . . .	1 500	24 222	95 097	119	53	26	20	14	4	2			
42161	Elec equip, wiring supp, const material whsle . .	323	5 535	23 023	31	18	5	4	2	2				
421610	Elec equip, wiring supp, const material whsle . . . . .	323	5 535	23 023	31	18	5	4	2	2				
42162	Electric appliance, TV, radio set whsle . . . . .	154	1 739	11 856	13	4	3	4	2					
421620	Electric appliance, TV, radio set whsle . . . . .	154	1 739	11 856	13	4	3	4	2					
42169	Other electronic parts & equipment whsle . . . .	1 023	16 948	60 218	75	31	18	12	10	2	2			
421690	Other electronic parts & equipment whsle . . . .	1 023	16 948	60 218	75	31	18	12	10	2	2			
4217	Hardware, plumb & heating equip & sup whsle . .	377	4 727	19 485	39	18	6	10	5					
42171	Hardware whsle . . . . .	162	2 168	8 435	18	9	3	4	2					
421710	Hardware whsle . . . . .	162	2 168	8 435	18	9	3	4	2					
42173	Warm air heating & AC equip & supplies whsle . . . . .	103	1 263	5 969	12	5	2	4	1					
421730	Warm air heating & AC equip & supplies whsle . . . . .	103	1 263	5 969	12	5	2	4	1					
4218	Machinery, equipment & supplies whsle . . . . .	589	5 880	26 174	73	47	13	6	6		1			
42183	Industrial machinery & equipment whsle . . . . .	136	1 369	7 086	26	18	4	2	2					
421830	Industrial machinery & equipment whsle . . . . .	136	1 369	7 086	26	18	4	2	2					
42185	Service establishment equip & supplies whsle . . . . .	252	2 194	8 816	16	12	1	1	1		1			
421850	Service establishment equip & supplies whsle . . . . .	252	2 194	8 816	16	12	1	1	1		1			
4219	Miscellaneous durable goods whsle . . . . .	474	4 180	19 619	86	55	22	4	4	1				
42193	Recyclable material whsle . . . . .	137	1 217	5 918	6	2	1		2	1				
421930	Recyclable material whsle . . . . .	137	1 217	5 918	6	2	1		2	1				
42199	Other miscellaneous durable goods whsle . . . .	143	1 475	7 127	34	23	8	2	1					
421990	Other miscellaneous durable goods whsle . . . .	143	1 475	7 127	34	23	8	2	1					
422	Wholesale trade, nondurable goods	2 848	29 902	127 017	262	160	43	26	19	9	5			
4221	Paper & paper product whsle . . . . .	407	7 399	32 700	41	20	9	6	5	1				
42212	Stationery & office supplies whsle . . . . .	225	5 508	23 785	27	14	6	4	3					
422120	Stationery & office supplies whsle . . . . .	225	5 508	23 785	27	14	6	4	3					
42213	Industrial & personal service paper whsle . . . .	153	1 372	6 643	10	4	2	2	1	1				
422130	Industrial & personal service paper whsle . . . .	153	1 372	6 643	10	4	2	2	1	1				
4222	Drugs & druggists' sundries whsle . . . . .	248	4 261	14 697	20	12	2	1	4	1				
42221	Drugs & druggists' sundries whsle . . . . .	248	4 261	14 697	20	12	2	1	4	1				
422210	Drugs & druggists' sundries whsle . . . . .	248	4 261	14 697	20	12	2	1	4	1				
4223	Apparel, piece goods & notions whsle . . . . .	(C)	(D)	(D)	28	19	4	5						
4224	Grocery & related product whsle . . . . .	941	8 146	32 924	55	35	9	2	1	5	3			
42245	Confectionery whsle . . . . .	164	1 714	6 613	5	2	1			2				
422450	Confectionery whsle . . . . .	164	1 714	6 613	5	2	1			2				
42249	Other grocery & related products whsle . . . . .	555	5 016	20 400	21	15		1	1	1	3			
422490	Other grocery & related products whsle . . . . .	555	5 016	20 400	21	15		1	1	1	3			
4226	Chemical & allied products whsle . . . . .	202	2 492	10 028	26	19	2	2	2	1				
42269	Other chemical & allied products whsle . . . . .	175	2 259	9 030	22	16	2	2	1	1				
422690	Other chemical & allied products whsle . . . . .	175	2 259	9 030	22	16	2	2	1	1				
4228	Beer, wine, distilled alcoholic beverage whsle . .	(C)	(D)	(D)	6	4					1			
42281	Beer & ale whsle . . . . .	(C)	(D)	(D)	1						1			
4229	Miscellaneous nondurable goods whsle . . . . .	712	4 871	24 285	79	48	15	8	6	1	1			
42292	Book, periodical & newspaper whsle . . . . .	171	1 402	6 523	17	8	4	2	3					
422920	Book, periodical & newspaper whsle . . . . .	171	1 402	6 523	17	8	4	2	3					
42293	Flower, nursery stock, florists' supplies whsle .	207	964	4 609	7	1	2	1	2	1				
422930	Flower, nursery stock, florists' supplies whsle . . . . .	207	964	4 609	7	1	2	1	2	1				
42294	Tobacco & tobacco product whsle . . . . .	(C)	(D)	(D)	4	3					1			
42299	Other miscellaneous nondurable goods whsle . . . . .	150	1 057	5 451	43	33	6	4						
422990	Other miscellaneous nondurable goods whsle . . . . .	150	1 057	5 451	43	33	6	4						

See footnotes at end of table.

Table 6. Counties—Employees, Payroll, and Establishments by Industry: 2000—Con.

[Excludes most government employees, railroad employees, and self-employed persons. Size class 1 to 4 includes establishments with payroll, but no employees, during mid-March pay period. (D) denotes figures withheld to avoid disclosing data for individual companies; the data are included in broader industry totals. Detailed industries with 100 or more employees are shown if industry was not a (D). For explanation of terms, abbreviations, and data reliability/comparability, see introductory text]

NAICS code	Industry	Number of employees for week including March 12	Payroll (\$1,000)		Total number of establishments	Number of establishments by employment-size class									
			First quarter	Annual		1 to 4	5 to 9	10 to 19	20 to 49	50 to 99	100 to 249	250 to 499	500 to 999	1,000 or more	
<b>MONTGOMERY—Con.</b>															
<b>44-45</b>	<b>Retail trade .....</b>	<b>48 665</b>	<b>295 264</b>	<b>1 224 516</b>	<b>3 034</b>	<b>1 294</b>	<b>747</b>	<b>522</b>	<b>252</b>	<b>116</b>	<b>89</b>	<b>13</b>	<b>1</b>	<b>-</b>	
441	Motor vehicle & parts dealers .....	6 404	65 942	283 317	175	50	31	28	19	25	20	2	-	-	
4411	Automobile dealers .....	5 424	60 249	257 925	74	18	2	1	6	25	20	2	-	-	
44111	New car dealers .....	5 381	59 914	256 130	57	3	1	-	6	25	20	2	-	-	
441110	New car dealers .....	5 381	59 914	256 130	57	3	1	-	6	25	20	2	-	-	
4413	Automotive parts, accessories & tire stores .....	903	5 272	23 402	95	29	29	26	11	-	-	-	-	-	
44131	Automotive parts, accessories & tire stores .....	505	2 729	12 086	62	24	15	19	4	-	-	-	-	-	
441310	Automotive parts, accessories & tire stores .....	505	2 729	12 086	62	24	15	19	4	-	-	-	-	-	
44132	Tire dealers .....	398	2 543	11 316	33	5	14	7	7	-	-	-	-	-	
441320	Tire dealers .....	398	2 543	11 316	33	5	14	7	7	-	-	-	-	-	
442	Furniture & home furnishing stores .....	2 118	13 011	53 818	248	117	69	41	16	4	1	-	-	-	
4421	Furniture stores .....	842	5 899	23 529	90	41	27	12	8	1	1	-	-	-	
44211	Furniture stores .....	842	5 899	23 529	90	41	27	12	8	1	1	-	-	-	
442110	Furniture stores .....	842	5 899	23 529	90	41	27	12	8	1	1	-	-	-	
4422	Home furnishings stores .....	1 276	7 112	30 289	158	76	42	29	8	3	-	-	-	-	
44221	Floor covering stores .....	407	3 001	13 542	71	42	17	9	3	-	-	-	-	-	
442210	Floor covering stores .....	407	3 001	13 542	71	42	17	9	3	-	-	-	-	-	
44229	Other home furnishings stores .....	869	4 111	16 747	87	34	25	20	5	3	-	-	-	-	
442299	All other home furnishings stores .....	817	3 836	15 598	77	29	21	19	5	3	-	-	-	-	
443	Electronics & appliance stores .....	2 240	23 368	91 226	158	76	42	22	7	8	2	1	-	-	
4431	Electronics & appliance stores .....	2 240	23 368	91 226	158	76	42	22	7	8	2	1	-	-	
44311	Appliance, TV & all other electronics stores .....	975	6 287	26 423	81	37	26	11	4	2	-	-	-	-	
443111	Household appliance stores .....	110	863	3 827	25	15	7	3	-	-	-	-	-	-	
443112	Radio, television & other electronics stores .....	865	5 424	22 596	56	22	19	8	1	4	2	-	-	-	
44312	Computer & software stores .....	1 147	16 273	61 835	66	36	13	7	5	4	-	1	-	-	
443120	Computer & software stores .....	1 147	16 273	61 835	66	36	13	7	5	4	-	1	-	-	
44313	Camera & photographic supplies stores .....	118	808	2 968	11	3	3	4	1	-	-	-	-	-	
443130	Camera & photographic supplies stores .....	118	808	2 968	11	3	3	4	1	-	-	-	-	-	
444	Bldg material & garden equip & supp dealers .....	3 080	20 507	90 550	172	65	40	33	24	4	4	2	-	-	
4441	Building material & supplies dealers .....	2 684	18 342	79 405	140	55	32	24	21	2	4	2	-	-	
44411	Home centers .....	1 236	6 939	26 949	12	4	1	-	1	1	3	2	-	-	
444110	Home centers .....	1 236	6 939	26 949	12	4	1	-	1	1	3	2	-	-	
44412	Paint & wallpaper stores .....	100	685	2 841	27	18	7	2	-	-	-	-	-	-	
444120	Paint & wallpaper stores .....	100	685	2 841	27	18	7	2	-	-	-	-	-	-	
44413	Hardware stores .....	212	1 000	5 360	13	6	1	2	3	1	-	-	-	-	
444130	Hardware stores .....	212	1 000	5 360	13	6	1	2	3	1	-	-	-	-	
44419	Other building material dealers .....	1 136	9 718	44 255	88	27	23	20	17	-	1	-	-	-	
444190	Other building material dealers .....	1 136	9 718	44 255	88	27	23	20	17	-	1	-	-	-	
4442	Lawn & garden equip & supplies stores .....	396	2 165	11 145	32	10	8	9	3	2	-	-	-	-	
44422	Nursery & garden centers .....	297	1 363	7 392	25	8	6	7	3	1	-	-	-	-	
444220	Nursery & garden centers .....	297	1 363	7 392	25	8	6	7	3	1	-	-	-	-	
445	Food & beverage stores .....	10 553	60 776	237 764	487	239	101	58	22	32	34	1	-	-	
4451	Grocery stores .....	9 500	56 980	220 441	293	126	37	44	20	32	33	1	-	-	
44511	Grocery (except convenience) stores .....	8 888	54 366	210 761	206	90	21	10	19	32	33	1	-	-	
445110	Grocery (except convenience) stores .....	8 888	54 366	210 761	206	90	21	10	19	32	33	1	-	-	
44512	Convenience stores .....	612	2 614	9 680	87	36	16	34	1	-	-	-	-	-	
445120	Convenience stores .....	612	2 614	9 680	87	36	16	34	1	-	-	-	-	-	
4452	Specialty food stores .....	552	1 604	8 172	86	57	18	8	2	-	1	-	-	-	
44521	Meat markets .....	128	483	2 204	21	13	3	4	1	-	-	-	-	-	
445210	Meat markets .....	128	483	2 204	21	13	3	4	1	-	-	-	-	-	
44529	Other specialty food stores .....	386	947	5 051	49	32	12	3	1	-	1	-	-	-	
445291	Baked goods stores .....	243	574	3 029	15	10	3	1	-	-	1	-	-	-	
445299	All other specialty food stores .....	104	263	1 543	22	15	4	2	1	-	-	-	-	-	
4453	Beer, wine & liquor stores .....	501	2 192	9 151	108	56	46	6	-	-	-	-	-	-	
44531	Beer, wine & liquor stores .....	501	2 192	9 151	108	56	46	6	-	-	-	-	-	-	
445310	Beer, wine & liquor stores .....	501	2 192	9 151	108	56	46	6	-	-	-	-	-	-	
446	Health & personal care stores .....	3 146	18 156	73 437	253	116	47	35	45	9	1	-	-	-	
4461	Health & personal care stores .....	3 146	18 156	73 437	253	116	47	35	45	9	1	-	-	-	
44611	Pharmacies & drug stores .....	2 053	10 967	44 450	88	19	7	17	37	7	1	-	-	-	
446110	Pharmacies & drug stores .....	2 053	10 967	44 450	88	19	7	17	37	7	1	-	-	-	
44612	Cosmetics, beauty supplies & perfume stores .....	201	574	2 538	32	18	7	5	2	-	-	-	-	-	
446120	Cosmetics, beauty supplies & perfume stores .....	201	574	2 538	32	18	7	5	2	-	-	-	-	-	
44613	Optical goods stores .....	509	3 371	13 606	85	50	20	10	5	-	-	-	-	-	
446130	Optical goods stores .....	509	3 371	13 606	85	50	20	10	5	-	-	-	-	-	
44619	Other health & personal care stores .....	383	3 244	12 843	48	29	13	3	1	2	-	-	-	-	
446191	Food (health) supplement stores .....	186	990	3 862	26	17	7	-	1	1	-	-	-	-	
446199	All other health & personal care stores .....	197	2 254	8 981	22	12	6	3	-	1	-	-	-	-	
447	Gasoline stations .....	1 944	9 851	41 696	218	51	78	80	6	3	-	-	-	-	
4471	Gasoline stations .....	1 944	9 851	41 696	218	51	78	80	6	3	-	-	-	-	
44711	Gasoline stations with convenience stores .....	428	1 886	7 997	52	16	17	18	-	1	-	-	-	-	
447110	Gasoline stations with convenience stores .....	428	1 886	7 997	52	16	17	18	-	1	-	-	-	-	
44719	Other gasoline stations .....	1 516	7 965	33 699	166	35	61	62	6	2	-	-	-	-	
447190	Other gasoline stations .....	1 516	7 965	33 699	166	35	61	62	6	2	-	-	-	-	
448	Clothing & clothing accessories stores .....	5 897	24 066	101 230	509	185	166	99	43	12	3	-	1	-	
4481	Clothing stores .....	4 665	17 785	75 778	298	87	81	75	39	12	3	-	1	-	
44811	Men's clothing stores .....	418	1 870	7 528	37	9	11	13	3	1	-	-	-	-	
448110	Men's clothing stores .....	418	1 870	7 528	37	9	11	13	3	1	-	-	-	-	
44812	Women's clothing stores .....	1 380	5 358	24 220	121	41	37	29	11	2	1	-	-	-	
448120	Women's clothing stores .....	1 380	5 358	24 220	121	41	37	29	11	2	1	-	-	-	
44813	Children's & infants' clothing stores .....	262	644	2 655	25	6	6	10	3	-	-	-	-	-	
448130	Children's & infants' clothing stores .....	262	644	2 655	25	6	6	10	3	-	-	-	-	-	
44814	Family clothing stores .....	2 153	8 287	35 167	61	11	7	14	18	8	2	-	1	-	
448140	Family clothing stores .....	2 153	8 287	35 167	61	11	7	14	18	8	2	-	1	-	
44815	Clothing accessories stores .....	122	390	1 501	18	7	8	1	2	-	-	-	-	-	
448150	Clothing accessories stores .....	122	390	1 501	18	7	8	1	2	-	-	-	-	-	

See footnotes at end of table.

**Table 6. Counties—Employees, Payroll, and Establishments by Industry: 2000—Con.**

[Excludes most government employees, railroad employees, and self-employed persons. Size class 1 to 4 includes establishments with payroll, but no employees, during mid-March pay period. (D) denotes figures withheld to avoid disclosing data for individual companies; the data are included in broader industry totals. Detailed industries with 100 or more employees are shown if industry was not a (D). For explanation of terms, abbreviations, and data reliability/comparability, see introductory text]

NAICS code	Industry	Number of employees for week including March 12	Payroll (\$1,000)		Total number of establishments	Number of establishments by employment-size class								
			First quarter	Annual		1 to 4	5 to 9	10 to 19	20 to 49	50 to 99	100 to 249	250 to 499	500 to 999	1,000 or more
<b>MONTGOMERY—Con.</b>														
<b>44-45</b>	<b>Retail trade—Con.</b>													
448	Clothing & clothing accessories stores—Con.													
4481	Clothing stores—Con.													
44819	Other clothing stores	330	1 236	4 707	36	13	12	8	2	1				
448190	Other clothing stores	330	1 236	4 707	36	13	12	8	2	1				
4482	Shoe stores	571	1 883	8 133	92	32	48	11	1					
44821	Shoe stores	571	1 883	8 133	92	32	48	11	1					
448210	Shoe stores	571	1 883	8 133	92	32	48	11	1					
4483	Jewelry, luggage & leather goods stores	661	4 398	17 319	119	66	37	13	3					
44831	Jewelry stores	602	4 172	16 367	105	57	33	12	3					
448310	Jewelry stores	602	4 172	16 367	105	57	33	12	3					
451	Sporting goods, hobby, book & music stores	3 165	11 737	51 241	218	85	49	46	23	11	4			
4511	Sporting goods, hobby, musical instrument stores	2 193	8 996	40 476	148	55	36	29	18	7	3			
45111	Sporting goods stores	881	3 771	16 124	68	25	20	13	6	3	1			
451110	Sporting goods stores	881	3 771	16 124	68	25	20	13	6	3	1			
45112	Hobby, toy & game stores	646	1 898	8 430	41	14	11	4	9	3				
451120	Hobby, toy & game stores	646	1 898	8 430	41	14	11	4	9	3				
45113	Sewing, needlework & piece goods stores	347	1 263	6 157	21	11	3	5	1		1			
451130	Sewing, needlework & piece goods stores	347	1 263	6 157	21	11	3	5	1		1			
45114	Musical instrument & supplies stores	319	2 064	9 765	18	5	2	7	2	1	1			
451140	Musical instrument & supplies stores	319	2 064	9 765	18	5	2	7	2	1	1			
4512	Book, periodical & music stores	972	2 741	10 765	70	30	13	17	5	4	1			
45121	Book stores & news dealers	730	2 103	7 938	44	20	5	12	2	4	1			
451211	Book stores	695	2 004	7 513	34	12	4	11	2	4	1			
45122	Prerecorded tape, CD & record stores	242	638	2 827	26	10	8	5	3					
451220	Prerecorded tape, CD & record stores	242	638	2 827	26	10	8	5	3					
452	General merchandise stores	5 889	21 680	93 117	55	14	5	6	3	3	17	7		
4521	Department stores	5 044	17 637	74 081	24					3	15	6		
45211	Department stores	5 044	17 637	74 081	24					3	15	6		
452110	Department stores	5 044	17 637	74 081	24					3	15	6		
4529	Other general merchandise stores	845	4 043	19 036	31	14	5	6	3		2	1		
45291	Warehouse clubs & superstores	629	3 343	15 782	3						2	1		
452910	Warehouse clubs & superstores	629	3 343	15 782	3						2	1		
45299	All other general merchandise stores	216	700	3 254	28	14	5	6	3					
452990	All other general merchandise stores	216	700	3 254	28	14	5	6	3					
453	Miscellaneous store retailers	2 860	11 773	51 693	378	198	93	50	35	1	1			
4531	Florists	434	1 878	7 733	59	28	17	7	7					
45311	Florists	434	1 878	7 733	59	28	17	7	7					
453110	Florists	434	1 878	7 733	59	28	17	7	7					
4532	Office supplies, stationery & gift stores	1 166	4 528	18 735	115	49	29	21	14	1	1			
45321	Office supplies & stationery stores	386	1 972	8 059	24	10	4	1	8	1				
453210	Office supplies & stationery stores	386	1 972	8 059	24	10	4	1	8	1				
45322	Gift, novelty & souvenir stores	780	2 556	10 676	91	39	25	20	6		1			
453220	Gift, novelty & souvenir stores	780	2 556	10 676	91	39	25	20	6		1			
4533	Used merchandise stores	295	1 283	5 629	62	38	14	9	1					
45331	Used merchandise stores	295	1 283	5 629	62	38	14	9	1					
453310	Used merchandise stores	295	1 283	5 629	62	38	14	9	1					
4539	Other miscellaneous store retailers	965	4 084	19 596	142	83	33	13	13					
45391	Pet & pet supplies stores	370	1 356	6 711	42	18	15	3	6					
453910	Pet & pet supplies stores	370	1 356	6 711	42	18	15	3	6					
45392	Art dealers	(C)	(D)	(D)	26	18	4	1	3					
45399	All other miscellaneous store retailers	459	2 011	9 225	73	46	14	9	4					
453998	All other misc store retailers (exc tobacco)	398	1 734	8 069	63	40	12	8	3					
454	Nonstore retailers	1 369	14 397	55 427	163	98	26	24	9	4	2			
4541	Electronic shopping & mail-order houses	592	8 316	27 734	63	39	8	9	3	4				
45411	Electronic shopping & mail-order houses	592	8 316	27 734	63	39	8	9	3	4				
454110	Electronic shopping & mail-order houses	592	8 316	27 734	63	39	8	9	3	4				
4542	Vending machine operators	228	1 662	6 748	16	8	4	1	2		1			
45421	Vending machine operators	228	1 662	6 748	16	8	4	1	2		1			
454210	Vending machine operators	228	1 662	6 748	16	8	4	1	2		1			
4543	Direct selling establishments	549	4 419	20 945	84	51	14	14	4		1			
45439	Other direct selling establishments	467	3 734	18 306	78	50	13	12	2		1			
454390	Other direct selling establishments	467	3 734	18 306	78	50	13	12	2		1			
<b>48-49</b>	<b>Transportation &amp; warehousing</b>	<b>2 826</b>	<b>20 876</b>	<b>85 261</b>	<b>267</b>	<b>174</b>	<b>39</b>	<b>31</b>	<b>13</b>	<b>6</b>	<b>1</b>	<b>3</b>		
481	Air transportation	(E)	(D)	(D)	4	2						1		
4811	Scheduled air transportation	(E)	(D)	(D)	2			1				1		
48111	Scheduled air transportation	(E)	(D)	(D)	2			1				1		
484	Truck transportation	1 119	5 981	27 309	90	61	8	10	6	3	1	1		
4841	General freight trucking	150	822	3 696	27	21	3	2		1				
48411	General freight trucking, local	123	656	3 144	17	13	2	1		1				
484110	General freight trucking, local	123	656	3 144	17	13	2	1		1				
4842	Specialized freight trucking	969	5 159	23 613	63	40	5	8	6	2	1	1		
48421	Used household & office goods moving	578	3 651	17 893	24	7	3	6	5	2	1			
484210	Used household & office goods moving	578	3 651	17 893	24	7	3	6	5	2	1			
48422	Specialized freight (exc used) trucking, local	381	1 471	5 481	30	24	2	2	1			1		
484220	Specialized freight (exc used) trucking, local	381	1 471	5 481	30	24	2	2	1			1		
485	Transit & ground passenger transportation	295	1 486	6 258	38	22	7	5	3	1				
4853	Taxi & limousine service	169	925	4 185	25	16	4	4		1				
48532	Limousine service	136	724	3 381	16	10	2	3		1				
485320	Limousine service	136	724	3 381	16	10	2	3		1				
4859	Oth transit & ground passenger transportation	(C)	(D)	(D)	11	5	3	1	2					
48599	Oth transit & ground passenger transportation	(C)	(D)	(D)	11	5	3	1	2					

See footnotes at end of table.

**Table 6. Counties—Employees, Payroll, and Establishments by Industry: 2000—Con.**

[Excludes most government employees, railroad employees, and self-employed persons. Size class 1 to 4 includes establishments with payroll, but no employees, during mid-March pay period. (D) denotes figures withheld to avoid disclosing data for individual companies; the data are included in broader industry totals. Detailed industries with 100 or more employees are shown if industry was not a (D). For explanation of terms, abbreviations, and data reliability/comparability, see introductory text]

NAICS code	Industry	Number of employees for week including March 12	Payroll (\$1,000)		Total number of establishments	Number of establishments by employment-size class								
			First quarter	Annual		1 to 4	5 to 9	10 to 19	20 to 49	50 to 99	100 to 249	250 to 499	500 to 999	1,000 or more
<b>MONTGOMERY—Con.</b>														
<b>48-49 Transportation &amp; warehousing—Con.</b>														
486	Pipeline transportation .....	(C)	(D)	(D)	4	1	2	—	—	1	—	—	—	—
4862	Pipeline transportation of natural gas .....	(C)	(D)	(D)	4	1	2	—	—	1	—	—	—	—
48621	Pipeline transportation of natural gas .....	(C)	(D)	(D)	4	1	2	—	—	1	—	—	—	—
488	Transportation support activities .....	161	1 296	6 118	56	44	10	1	1	—	—	—	—	—
492	Couriers & messengers .....	701	4 937	21 565	56	28	12	2	1	—	1	—	—	—
4921	Couriers .....	400	2 920	13 412	18	10	2	4	1	—	—	1	—	—
49211	Couriers .....	400	2 920	13 412	18	10	2	4	1	—	—	1	—	—
492110	Couriers .....	400	2 920	13 412	18	10	2	4	1	—	—	1	—	—
4922	Local messengers & local delivery .....	301	2 017	8 153	38	18	10	8	1	1	—	—	—	—
49221	Local messengers & local delivery .....	301	2 017	8 153	38	18	10	8	1	1	—	—	—	—
492210	Local messengers & local delivery .....	301	2 017	8 153	38	18	10	8	1	1	—	—	—	—
<b>51</b>	<b>Information .....</b>	<b>26 043</b>	<b>478 565</b>	<b>1 879 135</b>	<b>790</b>	<b>419</b>	<b>104</b>	<b>83</b>	<b>83</b>	<b>48</b>	<b>34</b>	<b>13</b>	<b>2</b>	<b>4</b>
511	Publishing industries .....	7 085	137 170	563 947	243	133	27	22	25	14	14	8	—	—
5111	Newspaper, periodical, book, database publishers .....	4 264	67 619	254 647	140	81	13	12	12	11	6	5	—	—
51111	Newspaper publishers .....	495	7 278	27 758	21	10	3	3	3	—	2	—	—	—
511110	Newspaper publishers .....	495	7 278	27 758	21	10	3	3	3	—	2	—	—	—
51112	Periodical publishers .....	1 372	21 245	84 127	46	28	2	5	2	6	1	2	—	—
511120	Periodical publishers .....	1 372	21 245	84 127	46	28	2	5	2	6	1	2	—	—
51113	Book publishers .....	678	9 048	37 447	25	18	2	1	2	—	1	1	—	—
511130	Book publishers .....	678	9 048	37 447	25	18	2	1	2	—	1	1	—	—
51114	Database and directory publishers .....	754	13 992	49 382	19	10	3	1	1	2	1	1	—	—
511140	Database and directory publishers .....	754	13 992	49 382	19	10	3	1	1	2	1	1	—	—
51119	Other publishers .....	965	16 056	55 933	29	15	3	2	4	3	1	1	—	—
5112	Software publishers .....	2 821	69 551	309 300	103	52	14	10	13	3	8	3	—	—
51121	Software publishers .....	2 821	69 551	309 300	103	52	14	10	13	3	8	3	—	—
511210	Software publishers .....	2 821	69 551	309 300	103	52	14	10	13	3	8	3	—	—
512	Motion picture & sound recording industries .....	1 358	10 319	45 817	146	97	15	17	9	6	2	—	—	—
5121	Motion picture & video industries .....	1 213	9 334	41 134	128	87	12	13	8	6	2	—	—	—
51211	Motion picture & video production .....	498	6 896	30 408	89	72	6	7	2	1	1	—	—	—
512110	Motion picture & video production .....	498	6 896	30 408	89	72	6	7	2	1	1	—	—	—
51213	Motion picture & video exhibition .....	603	1 251	5 418	20	3	3	4	4	5	1	—	—	—
512131	Motion picture theaters (except drive-ins) ..	603	1 251	5 418	20	3	3	4	4	5	1	—	—	—
5122	Sound recording industries .....	145	985	4 683	18	10	3	4	1	—	—	—	—	—
513	Broadcasting & telecommunications .....	14 244	292 795	1 093 105	231	106	32	23	34	16	10	4	2	4
5131	Radio & television broadcasting .....	(F)	(D)	(D)	45	18	8	4	12	2	1	—	—	—
51311	Radio broadcasting .....	753	10 035	43 975	36	13	8	3	10	1	1	—	—	—
51312	Television broadcasting .....	(C)	(D)	(D)	9	5	—	1	2	1	—	—	—	—
5132	Cable networks & program distribution .....	(G)	(D)	(D)	18	11	1	—	3	2	—	—	—	1
51321	Cable networks .....	(C)	(D)	(D)	5	—	—	—	3	2	—	—	—	—
51322	Cable & other program distribution .....	(G)	(D)	(D)	13	11	1	—	—	—	—	—	—	1
5133	Telecommunications .....	11 809	224 740	876 351	168	77	23	19	19	12	9	4	2	3
51331	Wired telecommunications carriers .....	5 097	84 957	314 495	80	40	13	8	8	3	4	1	2	1
513310	Wired telecommunications carriers .....	5 097	84 957	314 495	80	40	13	8	8	3	4	1	2	1
51332	Wireless telecom carriers (exc satellite) .....	3 465	71 507	273 587	46	21	5	8	5	3	2	1	—	1
513321	Paging .....	316	4 566	30 956	14	7	1	2	2	1	1	—	—	—
513322	Cellular & other wireless telecommunications .....	3 149	66 941	242 631	32	14	4	6	3	2	1	1	—	1
51333	Telecommunications resellers .....	208	1 993	9 303	13	5	3	2	1	2	—	—	—	—
513330	Telecommunications resellers .....	208	1 993	9 303	13	5	3	2	1	2	—	—	—	—
51334	Satellite telecommunications .....	2 907	63 339	262 747	19	5	—	1	4	3	3	2	—	1
513340	Satellite telecommunications .....	2 907	63 339	262 747	19	5	—	1	4	3	3	2	—	1
51339	Other telecommunications .....	132	2 944	16 219	10	6	2	—	1	1	—	—	—	—
513390	Other telecommunications .....	132	2 944	16 219	10	6	2	—	1	1	—	—	—	—
514	Information & data processing services .....	3 356	38 281	176 266	170	83	30	21	15	12	8	1	—	—
5141	Information services .....	1 795	17 712	95 888	110	64	18	12	7	4	4	1	—	—
51411	News syndicates .....	103	1 307	5 736	5	3	—	—	1	1	—	—	—	—
514110	News syndicates .....	103	1 307	5 736	5	3	—	—	1	1	—	—	—	—
51419	Other information services .....	1 665	16 343	89 887	101	59	17	11	6	3	4	1	—	—
5142	Data processing services .....	1 561	20 569	80 378	60	19	12	9	8	8	4	—	—	—
51421	Data processing services .....	1 561	20 569	80 378	60	19	12	9	8	8	4	—	—	—
514210	Data processing services .....	1 561	20 569	80 378	60	19	12	9	8	8	4	—	—	—
<b>52</b>	<b>Finance &amp; insurance .....</b>	<b>21 246</b>	<b>345 219</b>	<b>1 192 416</b>	<b>1 509</b>	<b>848</b>	<b>293</b>	<b>190</b>	<b>116</b>	<b>31</b>	<b>22</b>	<b>6</b>	<b>—</b>	<b>3</b>
522	Credit intermediation & related activities .....	7 820	101 841	374 502	637	251	178	121	65	14	6	2	—	—
5221	Depository credit intermediation .....	4 836	48 560	190 613	324	76	109	86	42	6	3	2	—	—
52211	Commercial banking .....	2 380	26 375	91 238	226	59	93	56	13	2	3	—	—	—
522110	Commercial banking .....	2 380	26 375	91 238	226	59	93	56	13	2	3	—	—	—
52212	Savings institutions .....	1 889	17 880	81 181	59	7	7	15	27	1	—	2	—	—
522120	Savings institutions .....	1 889	17 880	81 181	59	7	7	15	27	1	—	2	—	—
52213	Credit unions .....	567	4 305	18 194	39	10	9	15	2	3	—	—	—	—
522130	Credit unions .....	567	4 305	18 194	39	10	9	15	2	3	—	—	—	—
5222	Nondepository credit intermediation .....	2 096	44 258	143 999	219	119	48	27	19	5	1	—	—	—
52222	Sales financing .....	202	6 879	17 315	28	22	1	3	1	—	—	—	—	—
522220	Sales financing .....	202	6 879	17 315	28	22	1	3	1	—	—	—	—	—
52229	Other nondepository credit intermediation .....	1 894	37 379	126 684	191	97	47	24	18	4	1	—	—	—
522292	Real estate credit .....	1 671	34 650	113 926	143	65	34	22	18	3	1	—	—	—
5223	Activities related to credit intermediation .....	888	9 023	39 890	94	56	21	8	4	3	2	—	—	—
52231	Mortgage & nonmortgage brokers .....	468	3 583	16 515	69	45	13	6	4	—	1	—	—	—
522310	Mortgage & nonmortgage brokers .....	468	3 583	16 515	69	45	13	6	4	—	1	—	—	—
52239	Other credit intermediation activities .....	337	4 531	19 629	20	9	6	2	—	2	1	—	—	—
522390	Other credit intermediation activities .....	337	4 531	19 629	20	9	6	2	—	2	1	—	—	—

See footnotes at end of table.

**Table 6. Counties—Employees, Payroll, and Establishments by Industry: 2000—Con.**

[Excludes most government employees, railroad employees, and self-employed persons. Size class 1 to 4 includes establishments with payroll, but no employees, during mid-March pay period. (D) denotes figures withheld to avoid disclosing data for individual companies; the data are included in broader industry totals. Detailed industries with 100 or more employees are shown if industry was not a (D). For explanation of terms, abbreviations, and data reliability/comparability, see introductory text]

NAICS code	Industry	Number of employees for week including March 12	Payroll (\$1,000)		Total number of establishments	Number of establishments by employment-size class								
			First quarter	Annual		1 to 4	5 to 9	10 to 19	20 to 49	50 to 99	100 to 249	250 to 499	500 to 999	1,000 or more
<b>MONTGOMERY—Con.</b>														
<b>52</b>	<b>Finance &amp; insurance—Con.</b>													
523	Security, commodity contracts & like activity . . . . .	2 467	64 743	251 469	271	185	37	24	14	7	4	—	—	—
5231	Sorty & comdty contracts intermed & brokerage . . .	1 349	35 783	120 381	91	54	12	11	7	5	2	—	—	—
52312	Securities brokerage . . . . .	1 241	34 081	113 073	67	37	9	8	6	5	2	—	—	—
523120	Securities brokerage . . . . .	1 241	34 081	113 073	67	37	9	8	6	5	2	—	—	—
5239	Other financial investment activities . . . . .	1 118	28 960	131 088	180	131	25	13	7	2	—	—	—	—
52391	Miscellaneous intermediation . . . . .	127	5 273	16 632	22	14	5	1	2	—	—	—	—	—
523910	Miscellaneous intermediation . . . . .	127	5 273	16 632	22	14	5	1	2	—	—	—	—	—
52392	Portfolio management . . . . .	625	16 271	79 020	68	41	12	8	5	1	1	—	—	—
523920	Portfolio management . . . . .	625	16 271	79 020	68	41	12	8	5	1	1	—	—	—
52393	Investment advice . . . . .	237	4 061	23 031	82	70	8	3	—	1	—	—	—	—
523930	Investment advice . . . . .	237	4 061	23 031	82	70	8	3	—	1	—	—	—	—
52399	All other financial investment activities . . . . .	129	3 355	12 405	8	6	—	1	—	—	1	—	—	—
524	Insurance carriers & related activities . . . . .	10 193	166 674	520 718	580	405	71	44	36	8	10	3	—	3
5241	Insurance carriers . . . . .	6 173	118 101	312 054	138	81	14	12	13	6	8	2	—	2
52411	Direct life, health, medical insurance carriers . .	3 228	46 666	156 320	51	20	5	10	6	3	5	1	—	1
524113	Direct life Insurance carriers . . . . .	980	14 967	50 362	45	20	5	10	5	2	3	—	—	—
524114	Direct health & medical insurance carriers..	2 248	31 699	105 958	6	—	—	—	1	1	2	1	—	1
52412	Other direct insurance carriers . . . . .	(H)	(D)	(D)	85	61	8	2	7	3	3	—	—	1
524126	Direct property & casualty insurance carriers . . . . .	2 541	69 939	150 762	78	56	7	1	7	3	3	—	—	1
52413	Reinsurance carriers . . . . .	(E)	(D)	(D)	2	—	1	—	—	—	—	1	—	—
5242	Agencies & other insurance related activities . .	4 020	48 573	208 664	442	324	57	32	23	2	2	1	—	1
52421	Insurance agencies & brokerages . . . . .	2 493	33 907	144 661	402	299	51	27	21	2	1	1	—	—
524210	Insurance agencies & brokerages . . . . .	2 493	33 907	144 661	402	299	51	27	21	2	1	1	—	—
52429	Other insurance related activities . . . . .	1 527	14 666	64 003	40	25	6	5	2	—	1	—	—	1
524292	Insurance & pension funds, third party admin . . . . .	1 227	10 644	46 544	18	9	3	4	1	—	—	—	—	1
524298	All other insurance related activities . . . . .	238	3 165	12 981	11	8	1	1	—	—	1	—	—	—
525	Funds, trusts, & other financial vehicles (part) . . .	766	11 961	45 727	21	7	7	1	1	2	2	1	—	—
5259	Other investment pools & funds . . . . .	766	11 961	45 727	21	7	7	1	1	2	2	1	—	—
52593	Real estate investment trusts . . . . .	(F)	(D)	(D)	18	5	7	—	1	2	2	1	—	—
<b>53</b>	<b>Real estate &amp; rental &amp; leasing</b>	<b>13 080</b>	<b>130 593</b>	<b>526 955</b>	<b>1 268</b>	<b>803</b>	<b>229</b>	<b>119</b>	<b>73</b>	<b>26</b>	<b>13</b>	<b>3</b>	<b>2</b>	<b>—</b>
531	Real estate . . . . .	10 189	111 934	440 148	1 093	740	179	80	56	23	11	3	1	—
5311	Lessors of real estate . . . . .	2 759	37 569	119 535	372	262	70	18	11	7	3	1	—	—
53111	Lessors of residential buildings & dwellings . . .	1 784	12 279	47 698	196	121	50	12	6	4	2	1	—	—
531110	Lessors of residential buildings & dwellings.	1 784	12 279	47 698	196	121	50	12	6	4	2	1	—	—
53112	Lessors of nonres bldg (exc miniwarehouses) . . . . .	817	24 465	68 841	132	105	16	3	4	3	1	—	—	—
531120	Lessors of nonres bldg (exc miniwarehouses) . . . . .	817	24 465	68 841	132	105	16	3	4	3	1	—	—	—
53113	Lessors of miniwarehouses & self storage units . . . . .	119	665	2 298	30	26	1	2	1	—	—	—	—	—
531130	Lessors of miniwarehouses & self storage units . . . . .	119	665	2 298	30	26	1	2	1	—	—	—	—	—
5312	Offices of real estate agents & brokers . . . . .	1 755	19 108	80 686	280	217	36	16	6	3	1	1	—	—
53121	Offices of real estate agents & brokers . . . . .	1 755	19 108	80 686	280	217	36	16	6	3	1	1	—	—
531210	Offices of real estate agents & brokers . . . . .	1 755	19 108	80 686	280	217	36	16	6	3	1	1	—	—
5313	Activities related to real estate . . . . .	5 675	55 257	239 927	441	261	73	46	39	13	7	1	1	—
53131	Real estate property managers . . . . .	5 081	49 781	209 618	274	127	56	35	35	12	7	1	1	—
531311	Residential property managers . . . . .	3 344	30 629	130 628	175	78	37	22	23	9	5	1	—	—
531312	Nonresidential property managers . . . . .	1 737	19 152	79 990	99	49	19	13	12	3	2	—	1	—
53132	Offices of real estate appraisers . . . . .	239	1 746	6 722	54	44	5	3	1	1	—	—	—	—
531320	Offices of real estate appraisers . . . . .	239	1 746	6 722	54	44	5	3	1	1	—	—	—	—
53139	Other activities related to real estate . . . . .	355	3 730	23 587	113	90	12	8	3	—	—	—	—	—
531390	Other activities related to real estate . . . . .	355	3 730	23 587	113	90	12	8	3	—	—	—	—	—
532	Rental & leasing services . . . . .	2 784	17 597	81 750	162	57	48	36	15	3	2	—	1	—
5321	Automotive equipment rental & leasing . . . . .	1 157	8 324	39 583	18	8	6	2	—	1	—	—	1	—
53211	Passenger car rental & leasing . . . . .	(G)	(D)	(D)	16	7	6	1	—	1	—	—	1	—
5322	Consumer goods rental . . . . .	1 262	5 709	26 325	102	32	28	29	9	2	2	—	—	—
53222	Formal wear & costume rental . . . . .	(C)	(D)	(D)	10	6	3	—	—	1	—	—	—	—
53223	Video tape & disc rental . . . . .	538	1 356	5 468	68	23	19	23	3	—	—	—	—	—
532230	Video tape & disc rental . . . . .	538	1 356	5 468	68	23	19	23	3	—	—	—	—	—
53229	Other consumer goods rental . . . . .	533	4 137	19 858	22	1	6	6	6	2	1	—	—	—
532299	All other consumer goods rental . . . . .	471	3 869	18 423	19	1	5	5	5	2	1	—	—	—
5323	General rental centers . . . . .	138	1 146	6 178	14	3	6	3	2	—	—	—	—	—
53231	General rental centers . . . . .	138	1 146	6 178	14	3	6	3	2	—	—	—	—	—
532310	General rental centers . . . . .	138	1 146	6 178	14	3	6	3	2	—	—	—	—	—
5324	Commercial, industrial equip rental & leasing . . .	227	2 418	9 664	28	14	8	2	4	—	—	—	—	—
53249	Oth commercial, industrial equip rental, lease . . . . .	105	917	4 013	13	5	6	1	1	—	—	—	—	—
532490	Oth commercial, industrial equip rental, lease . . . . .	105	917	4 013	13	5	6	1	1	—	—	—	—	—
533	Lessors of other nonfinancial intangible asset. . . . .	107	1 062	5 057	13	6	2	3	2	—	—	—	—	—
5331	Lessors of other nonfinancial intangible asset. . .	107	1 062	5 057	13	6	2	3	2	—	—	—	—	—
53311	Lessors of other nonfinancial intangible asset. . .	107	1 062	5 057	13	6	2	3	2	—	—	—	—	—
533110	Lessors of other nonfinancial intangible asset . . . . .	107	1 062	5 057	13	6	2	3	2	—	—	—	—	—

See footnotes at end of table.

**Table 6. Counties—Employees, Payroll, and Establishments by Industry: 2000—Con.**

[Excludes most government employees, railroad employees, and self-employed persons. Size class 1 to 4 includes establishments with payroll, but no employees, during mid-March pay period. (D) denotes figures withheld to avoid disclosing data for individual companies; the data are included in broader industry totals. Detailed industries with 100 or more employees are shown if industry was not a (D). For explanation of terms, abbreviations, and data reliability/comparability, see introductory text]

NAICS code	Industry	Number of employees for week including March 12	Payroll (\$1,000)		Total number of establishments	Number of establishments by employment-size class								
			First quarter	Annual		1 to 4	5 to 9	10 to 19	20 to 49	50 to 99	100 to 249	250 to 499	500 to 999	1,000 or more
<b>MONTGOMERY—Con.</b>														
<b>54</b>	<b>Professional, scientific &amp; technical services</b> .....	<b>62 228</b>	<b>870 540</b>	<b>3 897 173</b>	<b>5 055</b>	<b>3 488</b>	<b>643</b>	<b>402</b>	<b>297</b>	<b>124</b>	<b>74</b>	<b>18</b>	<b>4</b>	<b>5</b>
541	Professional, scientific & technical services.....	62 228	870 540	3 897 173	5 055	3 488	643	402	297	124	74	18	4	5
5411	Legal services.....	4 056	41 592	209 441	773	584	105	43	32	6	2	1	—	—
54111	Offices of lawyers.....	3 616	37 603	190 434	707	540	95	35	30	4	2	1	—	—
541110	Offices of lawyers.....	3 616	37 603	190 434	707	540	95	35	30	4	2	1	—	—
54119	Other legal services.....	440	3 989	18 707	66	44	10	8	2	2	—	—	—	—
541191	Title abstract & settlement offices.....	432	3 942	18 423	59	37	10	8	2	2	—	—	—	—
5412	Accounting, tax prep, bookkeep, payroll services.....	6 601	70 173	332 343	600	432	78	40	28	12	6	3	1	—
54121	Accounting, tax prep, bookkeep, payroll services.....	6 601	70 173	332 343	600	432	78	40	28	12	6	3	1	—
541211	Offices of certified public accountants.....	3 988	50 393	240 734	395	277	58	28	20	8	2	1	1	—
541213	Tax preparation services.....	348	917	3 317	35	27	5	1	—	1	—	—	—	—
541214	Payroll services.....	1 666	14 190	66 046	30	14	—	5	4	2	3	2	—	—
541219	Other accounting services.....	599	4 673	22 246	140	114	15	6	3	2	—	—	—	—
5413	Architectural, engineering & related services.....	11 127	152 625	672 679	574	336	91	65	47	22	10	1	—	2
54131	Architectural services.....	826	9 400	46 315	127	75	29	13	9	1	—	—	—	—
541310	Architectural services.....	826	9 400	46 315	127	75	29	13	9	1	—	—	—	—
54132	Landscape architectural services.....	(C)	(D)	(D)	39	28	8	—	—	2	—	—	—	—
54133	Engineering services.....	8 871	127 322	560 872	345	203	42	39	34	16	9	—	—	2
541330	Engineering services.....	8 871	127 322	560 872	345	203	42	39	34	16	9	—	—	2
54135	Building inspection services.....	144	1 203	5 205	26	16	7	2	1	—	—	—	—	—
541350	Building inspection services.....	144	1 203	5 205	26	16	7	2	1	—	—	—	—	—
54137	Surveying, mapping (exc geophysical) services.....	198	1 704	7 545	14	5	3	4	1	1	—	—	—	—
541370	Surveying, mapping (exc geophysical) services.....	198	1 704	7 545	14	5	3	4	1	1	—	—	—	—
54138	Testing laboratories.....	850	11 902	46 873	20	6	2	6	2	2	1	1	—	—
541380	Testing laboratories.....	850	11 902	46 873	20	6	2	6	2	2	1	1	—	—
5414	Specialized design services.....	762	6 226	28 119	213	168	26	15	3	1	—	—	—	—
54141	Interior design services.....	213	1 504	7 704	61	46	10	5	—	—	—	—	—	—
541410	Interior design services.....	213	1 504	7 704	61	46	10	5	—	—	—	—	—	—
54143	Graphic design services.....	529	4 558	19 488	138	109	15	10	3	1	—	—	—	—
541430	Graphic design services.....	529	4 558	19 488	138	109	15	10	3	1	—	—	—	—
5415	Computer systems design & related services.....	20 653	331 160	1 413 074	1 202	800	140	93	80	45	32	9	1	2
54151	Computer systems design & related services.....	20 653	331 160	1 413 074	1 202	800	140	93	80	45	32	9	1	2
541511	Custom computer programming services.....	7 360	130 746	557 275	473	314	51	37	35	19	14	2	1	—
541512	Computer systems design services.....	11 040	171 728	724 027	458	281	57	42	39	17	14	6	—	2
541513	Computer facilities management services.....	631	7 545	29 119	26	13	4	1	1	6	1	—	—	—
541519	Other computer related services.....	1 622	21 141	102 653	245	192	28	13	5	3	3	1	—	—
5416	Management, sci & tech consulting services.....	7 346	109 385	486 073	955	734	86	64	42	16	11	1	1	—
54161	Management consulting services.....	4 971	75 130	338 750	689	531	61	42	35	11	9	—	—	—
541611	Admin & gen management consulting services.....	3 296	51 282	230 608	333	247	29	20	21	8	8	—	—	—
541612	Human res & exec search consulting services.....	861	10 383	52 200	159	126	15	11	5	1	1	—	—	—
541613	Marketing consulting services.....	479	7 684	32 177	150	129	13	3	3	2	—	—	—	—
541614	Process, phys dist & log consulting services.....	119	1 977	9 130	22	15	1	5	1	—	—	—	—	—
541618	Other management consulting services.....	216	3 804	14 635	25	14	3	3	5	—	—	—	—	—
54162	Environmental consulting services.....	598	8 682	34 171	62	41	6	8	4	2	1	—	—	—
541620	Environmental consulting services.....	598	8 682	34 171	62	41	6	8	4	2	1	—	—	—
54169	Oth scientific & technical consulting services.....	1 777	25 573	113 152	204	162	19	14	3	3	1	1	1	—
541690	Oth scientific & technical consulting services.....	1 777	25 573	113 152	204	162	19	14	3	3	1	1	1	—
5417	Scientific R&D services.....	7 785	124 494	553 195	236	117	37	23	30	14	11	2	1	1
54171	R&D in physical, engineering & life sciences.....	4 385	91 529	416 418	180	90	30	18	22	10	7	2	1	—
541710	R&D in physical, engineering & life sciences.....	4 385	91 529	416 418	180	90	30	18	22	10	7	2	1	—
54172	R&D in social sciences & humanities.....	3 400	32 965	136 777	56	27	7	5	8	4	4	—	—	1
541720	R&D in social sciences & humanities.....	3 400	32 965	136 777	56	27	7	5	8	4	4	—	—	1
5418	Advertising & related services.....	1 645	17 761	118 660	198	134	28	15	15	5	—	1	—	—
54181	Advertising agencies.....	813	9 177	79 185	65	39	11	6	6	2	—	—	—	—
541810	Advertising agencies.....	813	9 177	79 185	65	39	11	6	6	2	—	—	—	—
54182	Public relations agencies.....	116	1 272	6 452	46	39	5	2	—	—	—	—	—	—
541820	Public relations agencies.....	116	1 272	6 452	46	39	5	2	—	—	—	—	—	—
54186	Direct mail advertising.....	294	2 208	9 310	19	8	4	2	3	2	—	—	—	—
541860	Direct mail advertising.....	294	2 208	9 310	19	8	4	2	3	2	—	—	—	—
54189	Other services related to advertising.....	302	3 653	16 882	46	31	6	5	3	1	—	—	—	—
541890	Other services related to advertising.....	302	3 653	16 882	46	31	6	5	3	1	—	—	—	—
5419	Oth professional, scientific, technical services.....	2 253	17 124	83 589	304	183	52	44	20	3	2	—	—	—
54191	Marketing research & public opinion polling.....	394	3 990	17 343	37	22	8	2	4	—	1	—	—	—
541910	Marketing research & public opinion polling.....	394	3 990	17 343	37	22	8	2	4	—	1	—	—	—
54192	Photographic services.....	225	1 170	6 294	61	44	12	3	2	—	—	—	—	—
541921	Photography studios, portrait.....	184	863	4 517	45	32	9	2	2	—	—	—	—	—
54193	Translation & interpretation services.....	270	1 857	9 523	16	11	—	2	1	1	1	—	—	—
541930	Translation & interpretation services.....	270	1 857	9 523	16	11	—	2	1	1	1	—	—	—
54194	Veterinary services.....	864	5 074	23 205	82	27	17	28	9	1	—	—	—	—
541940	Veterinary services.....	864	5 074	23 205	82	27	17	28	9	1	—	—	—	—
54199	All oth prof, scientific & technical services.....	500	5 033	27 224	108	79	15	9	4	1	—	—	—	—
541990	All oth prof, scientific & technical services.....	500	5 033	27 224	108	79	15	9	4	1	—	—	—	—
<b>55</b>	<b>Management of companies &amp; enterprises</b> .....	<b>10 444</b>	<b>217 990</b>	<b>790 121</b>	<b>230</b>	<b>90</b>	<b>36</b>	<b>25</b>	<b>42</b>	<b>16</b>	<b>9</b>	<b>9</b>	<b>2</b>	<b>1</b>
551	Management of companies & enterprises.....	10 444	217 990	790 121	230	90	36	25	42	16	9	9	2	1
5511	Management of companies & enterprises.....	10 444	217 990	790 121	230	90	36	25	42	16	9	9	2	1
55111	Management of companies & enterprises.....	10 444	217 990	790 121	230	90	36	25	42	16	9	9	2	1
551114	Corp, subsidiary & regional managing offices.....	8 130	183 128	661 624	198	72	34	22	39	11	9	9	2	—
<b>56</b>	<b>Admin, support, waste mgt, remediation services</b> .....	<b>42 677</b>	<b>246 291</b>	<b>1 120 181</b>	<b>1 637</b>	<b>851</b>	<b>274</b>	<b>183</b>	<b>163</b>	<b>83</b>	<b>54</b>	<b>18</b>	<b>6</b>	<b>5</b>

See footnotes at end of table.



**Table 6. Counties—Employees, Payroll, and Establishments by Industry: 2000—Con.**

[Excludes most government employees, railroad employees, and self-employed persons. Size class 1 to 4 includes establishments with payroll, but no employees, during mid-March pay period. (D) denotes figures withheld to avoid disclosing data for individual companies; the data are included in broader industry totals. Detailed industries with 100 or more employees are shown if industry was not a (D). For explanation of terms, abbreviations, and data reliability/comparability, see introductory text]

NAICS code	Industry	Number of employees for week including March 12	Payroll (\$1,000)		Total number of establishments	Number of establishments by employment-size class								
			First quarter	Annual		1 to 4	5 to 9	10 to 19	20 to 49	50 to 99	100 to 249	250 to 499	500 to 999	1,000 or more
<b>MONTGOMERY—Con.</b>														
<b>56</b>	<b>Admin, support, waste mgt, remediation services—Con.</b>													
561	Administrative & support services .....	41 658	239 416	1 091 503	1 606	844	268	176	159	78	53	17	6	5
5611	Office administrative services .....	4 395	49 404	195 537	180	91	30	22	17	10	5	5	—	—
56111	Office administrative services .....	4 395	49 404	195 537	180	91	30	22	17	10	5	5	—	—
561110	Office administrative services .....	4 395	49 404	195 537	180	91	30	22	17	10	5	5	—	—
5612	Facilities support services .....	1 567	13 661	54 253	26	8	4	2	6	3	1	1	1	—
56121	Facilities support services .....	1 567	13 661	54 253	26	8	4	2	6	3	1	1	1	—
561210	Facilities support services .....	1 567	13 661	54 253	26	8	4	2	6	3	1	1	1	—
5613	Employment services .....	15 455	86 969	424 471	208	69	17	15	40	28	29	5	3	2
56131	Employment placement agencies .....	1 698	8 647	40 349	52	27	7	5	7	3	2	—	1	—
561310	Employment placement agencies .....	1 698	8 647	40 349	52	27	7	5	7	3	2	—	1	—
56132	Temporary help services .....	10 876	65 365	268 248	137	37	7	9	29	23	25	4	2	1
561320	Temporary help services .....	10 876	65 365	268 248	137	37	7	9	29	23	25	4	2	1
56133	Employee leasing services .....	2 881	12 957	115 874	19	5	3	1	4	2	2	1	—	1
561330	Employee leasing services .....	2 881	12 957	115 874	19	5	3	1	4	2	2	1	—	1
5614	Business support services .....	2 832	17 196	75 139	140	79	17	20	14	5	4	—	—	1
56141	Document preparation services .....	221	1 206	6 260	21	15	3	—	1	1	1	—	—	—
561410	Document preparation services .....	221	1 206	6 260	21	15	3	—	1	1	1	—	—	—
56142	Telephone call centers .....	1 506	7 337	29 627	18	8	2	1	4	—	—	—	—	1
561421	Telephone answering services .....	127	569	2 299	7	4	—	—	1	4	—	—	—	—
561422	Telemarketing bureaus .....	1 379	6 768	27 328	11	4	1	2	—	3	—	—	—	1
56143	Business service centers .....	490	3 248	13 737	46	24	4	10	7	—	1	—	—	—
561439	Oth business service centers (incl copy shops) .....	399	2 742	11 819	22	7	1	6	7	—	—	—	—	—
56144	Collection agencies .....	261	1 860	6 391	21	14	1	3	2	—	1	—	—	—
561440	Collection agencies .....	261	1 860	6 391	21	14	1	3	2	—	1	—	—	—
56149	Other business support services .....	336	3 223	18 162	31	17	5	5	3	—	1	—	—	—
561492	Court reporting & stenotype services .....	211	1 382	6 499	16	11	1	2	1	—	1	—	—	—
5615	Travel arrangement & reservation services .....	723	4 950	21 264	157	100	42	12	2	1	—	—	—	—
56151	Travel agencies .....	614	4 000	16 855	133	86	35	10	1	—	—	—	—	—
561510	Travel agencies .....	614	4 000	16 855	133	86	35	10	1	—	—	—	—	—
5616	Investigation & security services .....	3 124	16 455	70 215	68	28	10	6	5	3	2	—	—	1
56161	Investigation, guard & armored car services ..	2 453	10 582	46 318	30	12	3	5	3	2	2	—	—	1
561612	Security guards & patrol services .....	2 027	8 154	35 400	18	5	—	5	3	1	2	1	—	1
56162	Security systems services .....	671	5 873	23 897	38	16	7	8	3	3	1	—	—	—
561621	Security systems services (except locksmiths) .....	584	5 172	20 930	22	7	3	5	3	3	1	—	—	—
5617	Services to buildings & dwellings .....	11 923	41 580	202 317	711	396	127	82	67	24	9	4	1	1
56171	Exterminating & pest control services .....	383	2 797	12 518	35	17	5	7	5	1	—	—	—	—
561710	Exterminating & pest control services .....	383	2 797	12 518	35	17	5	7	5	1	—	—	—	—
56172	Janitorial services .....	8 576	25 195	109 929	289	155	43	29	33	15	8	4	1	1
561720	Janitorial services .....	8 576	25 195	109 929	289	155	43	29	33	15	8	4	1	1
56173	Landscaping services .....	2 554	11 457	68 265	320	184	67	36	24	8	1	—	—	—
561730	Landscaping services .....	2 554	11 457	68 265	320	184	67	36	24	8	1	—	—	—
56174	Carpet & upholstery cleaning services .....	276	1 284	6 310	37	19	11	2	5	—	—	—	—	—
561740	Carpet & upholstery cleaning services .....	276	1 284	6 310	37	19	11	2	5	—	—	—	—	—
56179	Other services to buildings & dwellings .....	134	847	5 295	30	21	1	8	—	—	—	—	—	—
561790	Other services to buildings & dwellings .....	134	847	5 295	30	21	1	8	—	—	—	—	—	—
5619	Other support services .....	1 639	9 201	48 307	116	73	21	10	7	2	2	—	—	1
56192	Convention & trade show organizers .....	(E)	(D)	(D)	27	13	8	1	4	—	1	—	—	—
56199	All other support services .....	1 223	5 944	34 105	87	59	12	9	3	2	1	—	—	1
561990	All other support services .....	1 223	5 944	34 105	87	59	12	9	3	2	1	—	—	1
562	Waste management & remediation services .....	1 019	6 875	28 678	31	7	6	7	4	5	1	1	—	—
5621	Waste collection .....	671	4 819	20 552	17	3	4	3	3	3	—	1	—	—
56211	Waste collection .....	671	4 819	20 552	17	3	4	3	3	3	—	1	—	—
5629	Remediation & oth waste management services .....	281	1 509	5 585	9	3	—	3	—	2	1	—	—	—
56291	Remediation services .....	230	1 157	3 850	3	—	—	—	—	2	1	—	—	—
562910	Remediation services .....	230	1 157	3 850	3	—	—	—	—	2	1	—	—	—
<b>61</b>	<b>Educational services .....</b>	<b>8 670</b>	<b>56 256</b>	<b>239 071</b>	<b>438</b>	<b>207</b>	<b>62</b>	<b>50</b>	<b>65</b>	<b>35</b>	<b>19</b>	—	—	—
611	Educational services .....	8 670	56 256	239 071	438	207	62	50	65	35	19	—	—	—
6111	Elementary & secondary schools .....	5 401	34 578	142 788	95	12	6	8	27	26	16	—	—	—
61111	Elementary & secondary schools .....	5 401	34 578	142 788	95	12	6	8	27	26	16	—	—	—
611110	Elementary & secondary schools .....	5 401	34 578	142 788	95	12	6	8	27	26	16	—	—	—
6113	Colleges, universities & professional schools ...	464	5 150	21 101	10	4	2	—	1	1	2	—	—	—
61131	Colleges, universities & professional schools ...	464	5 150	21 101	10	4	2	—	1	1	2	—	—	—
611310	Colleges, universities & professional schools .....	464	5 150	21 101	10	4	2	—	1	1	2	—	—	—
6114	Business schools & computer & mgt training ...	585	7 248	31 454	58	40	5	6	3	3	1	—	—	—
61142	Computer training .....	398	4 791	21 673	27	17	3	2	2	2	1	—	—	—
611420	Computer training .....	398	4 791	21 673	27	17	3	2	2	2	1	—	—	—
61143	Professional, management development training .....	(C)	(D)	(D)	28	22	1	4	1	—	—	—	—	—
6115	Technical & trade schools .....	280	1 273	6 389	27	12	7	2	6	—	—	—	—	—
61151	Technical & trade schools .....	280	1 273	6 389	27	12	7	2	6	—	—	—	—	—
611519	Other technical & trade schools .....	158	786	4 536	14	7	3	1	3	—	—	—	—	—
6116	Other schools & instruction .....	1 688	6 684	30 406	204	108	35	32	25	4	—	—	—	—
61161	Fine arts schools .....	257	1 034	4 417	41	24	9	4	4	—	—	—	—	—
611610	Fine arts schools .....	257	1 034	4 417	41	24	9	4	4	—	—	—	—	—
61162	Sports & recreation instruction .....	528	1 368	6 460	66	37	12	7	8	2	—	—	—	—
611620	Sports & recreation instruction .....	528	1 368	6 460	66	37	12	7	8	2	—	—	—	—
61163	Language schools .....	140	260	1 119	11	3	4	1	2	1	—	—	—	—
611630	Language schools .....	140	260	1 119	11	3	4	1	2	1	—	—	—	—
61169	All other schools & instruction .....	763	4 022	18 410	86	44	10	20	11	1	—	—	—	—
611691	Exam preparation & tutoring .....	308	1 184	5 811	30	14	4	5	7	—	—	—	—	—
611699	All other miscellaneous schools & instruction .....	398	2 646	11 823	45	22	5	14	3	1	—	—	—	—

See footnotes at end of table.

**Table 6. Counties—Employees, Payroll, and Establishments by Industry: 2000—Con.**

[Excludes most government employees, railroad employees, and self-employed persons. Size class 1 to 4 includes establishments with payroll, but no employees, during mid-March pay period. (D) denotes figures withheld to avoid disclosing data for individual companies; the data are included in broader industry totals. Detailed industries with 100 or more employees are shown if industry was not a (D). For explanation of terms, abbreviations, and data reliability/comparability, see introductory text]

NAICS code	Industry	Number of employees for week including March 12	Payroll (\$1,000)		Total number of establishments	Number of establishments by employment-size class									
			First quarter	Annual		1 to 4	5 to 9	10 to 19	20 to 49	50 to 99	100 to 249	250 to 499	500 to 999	1,000 or more	
<b>MONTGOMERY—Con.</b>															
<b>61</b>	<b>Educational services—Con.</b>														
611	Educational services—Con.														
6117	Educational support services .....	184	1 043	5 861	41	29	7	2	3	—	—	—	—	—	
61171	Educational support services .....	184	1 043	5 861	41	29	7	2	3	—	—	—	—	—	
611710	Educational support services .....	184	1 043	5 861	41	29	7	2	3	—	—	—	—	—	
<b>62</b>	<b>Health care and social assistance .....</b>	<b>43 010</b>	<b>340 958</b>	<b>1 469 429</b>	<b>2 944</b>	<b>1 624</b>	<b>687</b>	<b>334</b>	<b>185</b>	<b>48</b>	<b>47</b>	<b>10</b>	<b>3</b>	<b>6</b>	
621	Ambulatory health care services .....	16 642	161 435	752 047	2 287	1 372	557	220	102	20	12	4	—	—	
6211	Offices of physicians .....	7 157	90 219	434 387	1 073	631	241	131	59	7	4	—	—	—	
62111	Offices of physicians .....	7 157	90 219	434 387	1 073	631	241	131	59	7	4	—	—	—	
621111	Offices of physicians (exc mental health) ...	6 980	87 489	421 039	976	537	239	130	59	7	4	—	—	—	
621112	Offices of physicians, mental health .....	177	2 730	13 348	97	94	2	1	—	—	—	—	—	—	
6212	Offices of dentists .....	2 938	23 560	110 046	647	387	214	41	4	1	—	—	—	—	
62121	Offices of dentists .....	2 938	23 560	110 046	647	387	214	41	4	1	—	—	—	—	
621210	Offices of dentists .....	2 938	23 560	110 046	647	387	214	41	4	1	—	—	—	—	
6213	Offices of other health practitioners .....	1 729	13 535	61 736	367	280	62	19	2	1	2	1	—	—	
62131	Offices of chiropractors .....	166	948	4 578	61	52	7	2	—	—	—	—	—	—	
621310	Offices of chiropractors .....	166	948	4 578	61	52	7	2	—	—	—	—	—	—	
62132	Offices of optometrists .....	267	2 024	8 311	45	26	14	4	—	1	—	—	—	—	
621320	Offices of optometrists .....	267	2 024	8 311	45	26	14	4	—	1	—	—	—	—	
62133	Offices of other mental health practitioners ...	431	4 483	18 571	96	88	6	1	—	—	—	1	—	—	
621330	Offices of other mental health practitioners ...	431	4 483	18 571	96	88	6	1	—	—	—	1	—	—	
62134	Offices of PT, OT, speech therapy & audiology .....	569	4 233	20 657	82	52	19	8	1	—	2	—	—	—	
621340	Offices of PT, OT, speech therapy & audiology .....	569	4 233	20 657	82	52	19	8	1	—	2	—	—	—	
62139	Offices of all other health practitioners .....	296	1 847	9 619	83	62	16	4	1	—	—	—	—	—	
621391	Offices of podiatrists .....	160	1 080	5 722	39	25	13	1	—	—	—	—	—	—	
621399	Offices of all other misc health practitioners .....	136	767	3 897	44	37	3	3	1	—	—	—	—	—	
6214	Outpatient care centers .....	1 831	13 317	53 851	86	21	28	14	18	2	2	1	—	—	
62142	Outpatient mental health, substance abuse ctrs .....	289	1 970	8 215	23	4	13	3	2	1	—	—	—	—	
621420	Outpatient mental health, substance abuse ctrs .....	289	1 970	8 215	23	4	13	3	2	1	—	—	—	—	
62149	Other outpatient care centers .....	1 485	11 161	44 762	57	14	14	10	15	1	2	1	—	—	
621493	Freestanding ambulatory surgery, emergency ctr .....	192	1 569	6 733	10	1	2	5	—	—	—	—	—	—	
621498	All other outpatient care centers .....	403	2 345	10 722	35	11	12	5	6	1	—	—	—	—	
6215	Medical & diagnostic laboratories .....	770	7 773	36 674	46	23	5	10	4	3	—	1	—	—	
62151	Medical & diagnostic laboratories .....	770	7 773	36 674	46	23	5	10	4	3	—	1	—	—	
621511	Medical laboratories .....	496	4 440	20 246	21	11	2	5	—	2	—	1	—	—	
621512	Diagnostic Imaging centers .....	274	3 333	16 428	25	12	3	5	4	1	—	—	—	—	
6216	Home health care services .....	1 922	11 035	45 509	53	27	5	2	10	4	4	1	—	—	
62161	Home health care services .....	1 922	11 035	45 509	53	27	5	2	10	4	4	1	—	—	
621610	Home health care services .....	1 922	11 035	45 509	53	27	5	2	10	4	4	1	—	—	
6219	Other ambulatory health care services .....	295	1 996	9 844	15	3	2	3	5	2	—	—	—	—	
62199	All other ambulatory health care services .....	(C)	(D)	(D)	12	3	2	3	2	2	—	—	—	—	
622	Hospitals .....	(I)	(D)	(D)	9	1	—	—	—	—	1	1	—	6	
6221	General medical & surgical hospitals .....	7 761	74 614	292 922	7	1	—	—	—	—	—	1	—	5	
62211	General medical & surgical hospitals .....	7 761	74 614	292 922	7	1	—	—	—	—	—	1	—	5	
622110	General medical & surgical hospitals .....	7 761	74 614	292 922	7	1	—	—	—	—	—	1	—	5	
6222	Psychiatric & substance abuse hospitals .....	(C)	(D)	(D)	1	—	—	—	—	—	1	—	—	—	
62221	Psychiatric & substance abuse hospitals .....	(C)	(D)	(D)	1	—	—	—	—	—	1	—	—	—	
6223	Other specialty hospitals .....	(G)	(D)	(D)	1	—	—	—	—	—	—	—	—	1	
62231	Other specialty hospitals .....	(G)	(D)	(D)	1	—	—	—	—	—	—	—	—	1	
623	Nursing & residential care facilities .....	8 634	45 284	184 096	205	83	48	23	7	13	27	2	2	—	
6231	Nursing care facilities .....	4 666	25 895	102 126	37	4	2	3	1	4	21	1	1	—	
62311	Nursing care facilities .....	4 666	25 895	102 126	37	4	2	3	1	4	21	1	1	—	
623110	Nursing care facilities .....	4 666	25 895	102 126	37	4	2	3	1	4	21	1	1	—	
6232	Residential mental retardation, health facil .....	929	4 373	17 870	97	55	32	6	1	1	2	—	—	—	
62321	Residential mental retardation facilities .....	716	3 040	12 375	80	52	21	4	1	—	2	—	—	—	
623210	Residential mental retardation facilities .....	716	3 040	12 375	80	52	21	4	1	—	2	—	—	—	
62322	Residential mental health, subst abuse facil ..	213	1 333	5 495	17	3	11	2	—	1	—	—	—	—	
623220	Residential mental health, subst abuse facil .....	213	1 333	5 495	17	3	11	2	—	1	—	—	—	—	
6233	Community care facilities for the elderly .....	2 819	13 900	59 431	56	22	9	7	5	7	4	1	1	—	
62331	Community care facilities for the elderly .....	2 819	13 900	59 431	56	22	9	7	5	7	4	1	1	—	
623311	Continuing care retirement communities ...	1 799	9 552	40 247	12	2	—	—	1	3	2	1	1	—	
623312	Homes for the elderly .....	1 020	4 348	19 184	44	20	7	7	4	4	2	—	—	—	
6239	Other residential care facilities .....	220	1 116	4 669	15	2	5	7	—	1	—	—	—	—	
62399	Other residential care facilities .....	220	1 116	4 669	15	2	5	7	—	1	—	—	—	—	
623990	Other residential care facilities .....	220	1 116	4 669	15	2	5	7	—	1	—	—	—	—	
624	Social assistance .....	(I)	(D)	(D)	443	168	82	91	76	15	7	3	1	—	
6241	Individual & family services .....	3 356	17 924	71 856	137	61	27	24	13	5	3	3	1	—	
62411	Child & youth services .....	666	4 052	16 612	24	10	4	5	3	1	—	1	—	—	
624110	Child & youth services .....	666	4 052	16 612	24	10	4	5	3	1	—	1	—	—	
62412	Services for elderly & disabled persons .....	1 811	8 595	33 888	44	13	8	9	8	1	3	1	1	—	
624120	Services for elderly & disabled persons .....	1 811	8 595	33 888	44	13	8	9	8	1	3	1	1	—	
62419	Other individual & family services .....	879	5 277	21 356	69	38	15	10	2	3	—	1	—	—	
624190	Other individual & family services .....	879	5 277	21 356	69	38	15	10	2	3	—	1	—	—	
6242	Community, emergency & other relief services ..	(E)	(D)	(D)	27	13	3	3	6	1	1	—	—	—	
62422	Community housing services .....	(C)	(D)	(D)	16	7	3	1	5	—	—	—	—	—	
62423	Emergency & other relief services .....	206	1 730	6 694	5	2	—	—	1	1	1	—	—	—	
624230	Emergency & other relief services .....	206	1 730	6 694	5	2	—	—	1	1	1	—	—	—	
6243	Vocational rehabilitation services .....	632	2 956	10 977	24	11	3	3	2	3	2	—	—	—	
62431	Vocational rehabilitation services .....	632	2 956	10 977	24	11	3	3	2	3	2	—	—	—	
624310	Vocational rehabilitation services .....	632	2 956	10 977	24	11	3	3	2	3	2	—	—	—	

See footnotes at end of table.

**Table 6. Counties—Employees, Payroll, and Establishments by Industry: 2000—Con.**

[Excludes most government employees, railroad employees, and self-employed persons. Size class 1 to 4 includes establishments with payroll, but no employees, during mid-March pay period. (D) denotes figures withheld to avoid disclosing data for individual companies; the data are included in broader industry totals. Detailed industries with 100 or more employees are shown if industry was not a (D). For explanation of terms, abbreviations, and data reliability/comparability, see introductory text]

NAICS code	Industry	Number of employees for week including March 12	Payroll (\$1,000)		Total number of establishments	Number of establishments by employment-size class								
			First quarter	Annual		1 to 4	5 to 9	10 to 19	20 to 49	50 to 99	100 to 249	250 to 499	500 to 999	1,000 or more
<b>MONTGOMERY—Con.</b>														
<b>62</b>	<b>Health care and social assistance—Con.</b>													
	Social assistance—Con.													
624	Child day care services	3 617	13 130	54 067	255	83	49	61	55	6	1	—	—	—
6244	Child day care services	3 617	13 130	54 067	255	83	49	61	55	6	1	—	—	—
624410	Child day care services	3 617	13 130	54 067	255	83	49	61	55	6	1	—	—	—
<b>71</b>	<b>Arts, entertainment &amp; recreation</b>	<b>6 903</b>	<b>30 258</b>	<b>132 797</b>	<b>329</b>	<b>197</b>	<b>35</b>	<b>25</b>	<b>40</b>	<b>15</b>	<b>14</b>	<b>2</b>	<b>1</b>	<b>—</b>
711	Performing arts, spectator sports & related industries	1 232	10 141	40 054	128	95	13	8	8	1	3	—	—	—
7111	Performing arts companies	474	3 017	10 939	33	18	5	4	4	1	1	—	—	—
71111	Theater companies & dinner theaters	375	2 707	9 524	17	8	2	2	3	1	1	—	—	—
711110	Theater companies & dinner theaters	375	2 707	9 524	17	8	2	2	3	1	1	—	—	—
7113	Promoters of entertainment events	309	1 212	4 772	15	11	1	1	1	—	1	—	—	—
71132	Promoters of entertainment events without facility	246	873	3 487	10	8	—	1	—	—	1	—	—	—
711320	Promoters of entertainment events without facility	246	873	3 487	10	8	—	1	—	—	1	—	—	—
7114	Agents, managers for artists & other public figures	286	3 266	12 289	15	9	2	2	1	—	1	—	—	—
71141	Agents, managers for artists & other public figures	286	3 266	12 289	15	9	2	2	1	—	1	—	—	—
711410	Agents, managers for artists & other public figures	286	3 266	12 289	15	9	2	2	1	—	1	—	—	—
7115	Independent artists, writers & performers	154	2 604	11 529	54	46	5	1	2	—	—	—	—	—
71151	Independent artists, writers & performers	154	2 604	11 529	54	46	5	1	2	—	—	—	—	—
711510	Independent artists, writers & performers	154	2 604	11 529	54	46	5	1	2	—	—	—	—	—
713	Amusement, gambling & recreation industries	5 592	19 862	91 642	193	98	20	17	30	14	11	2	1	—
7139	Other amusement & recreation industries	5 515	19 688	90 991	187	93	20	17	30	13	11	2	1	—
71391	Golf courses & country clubs	1 749	9 746	46 828	24	6	1	1	6	3	6	1	—	—
713910	Golf courses & country clubs	1 749	9 746	46 828	24	6	1	1	6	3	6	1	—	—
71394	Fitness & recreational sports centers	3 226	8 038	35 479	119	64	12	12	17	7	5	1	1	—
713940	Fitness & recreational sports centers	3 226	8 038	35 479	119	64	12	12	17	7	5	1	1	—
71395	Bowling centers	(C)	(D)	(D)	6	1	—	—	3	1	—	—	—	—
71399	All other amusement & recreation industries	357	1 344	6 436	36	20	6	4	4	2	—	—	—	—
713990	All other amusement & recreation industries	357	1 344	6 436	36	20	6	4	4	2	—	—	—	—
<b>72</b>	<b>Accommodation &amp; food services</b>	<b>26 451</b>	<b>95 127</b>	<b>409 568</b>	<b>1 519</b>	<b>555</b>	<b>257</b>	<b>265</b>	<b>326</b>	<b>86</b>	<b>28</b>	<b>2</b>	<b>—</b>	<b>—</b>
721	Accommodation	3 721	20 174	87 586	95	24	7	16	24	13	10	1	—	—
7211	Traveler accommodation	3 661	19 908	85 741	87	18	7	15	23	13	10	1	—	—
72111	Hotels (exc casino hotels) & motels	3 649	19 862	85 402	82	14	6	15	23	13	10	1	—	—
721110	Hotels (exc casino hotels) & motels	3 649	19 862	85 402	82	14	6	15	23	13	10	1	—	—
722	Food services & drinking places	22 730	74 953	321 982	1 424	531	250	249	302	73	18	1	—	—
7221	Full-service restaurants	12 221	40 162	169 876	612	196	113	101	138	48	15	1	—	—
72211	Full-service restaurants	12 221	40 162	169 876	612	196	113	101	138	48	15	1	—	—
722110	Full-service restaurants	12 221	40 162	169 876	612	196	113	101	138	48	15	1	—	—
7222	Limited-service eating places	9 008	24 772	107 653	666	266	104	117	154	24	1	—	—	—
72221	Limited-service eating places	9 008	24 772	107 653	666	266	104	117	154	24	1	—	—	—
722211	Limited-service restaurants	7 161	19 438	85 463	512	205	81	79	126	20	1	—	—	—
722212	Cafeterias	214	690	2 808	21	12	3	3	2	1	—	—	—	—
722213	Snack & nonalcoholic beverage bars	1 633	4 644	19 382	133	49	20	35	26	3	—	—	—	—
7223	Special food services	1 399	9 791	43 301	124	54	30	27	10	1	2	—	—	—
72231	Food service contractors	930	6 704	28 473	80	27	23	23	5	1	1	—	—	—
722310	Food service contractors	930	6 704	28 473	80	27	23	23	5	1	1	—	—	—
72232	Caterers	410	2 894	13 857	37	23	6	3	4	—	1	—	—	—
722320	Caterers	410	2 894	13 857	37	23	6	3	4	—	1	—	—	—
7224	Drinking places (alcoholic beverages)	102	228	1 152	22	15	3	4	—	—	—	—	—	—
72241	Drinking places (alcoholic beverages)	102	228	1 152	22	15	3	4	—	—	—	—	—	—
722410	Drinking places (alcoholic beverages)	102	228	1 152	22	15	3	4	—	—	—	—	—	—
<b>81</b>	<b>Other services (except public administration)</b>	<b>23 540</b>	<b>159 088</b>	<b>666 440</b>	<b>2 374</b>	<b>1 267</b>	<b>515</b>	<b>350</b>	<b>175</b>	<b>39</b>	<b>24</b>	<b>3</b>	<b>1</b>	<b>—</b>
811	Repair & maintenance	4 837	42 351	178 495	646	376	163	73	27	3	3	—	1	—
8111	Automotive repair & maintenance	2 736	19 775	85 162	434	230	125	60	18	1	—	—	—	—
81111	Automotive mechanical & electrical R&M	1 255	9 717	42 559	284	176	84	21	3	—	—	—	—	—
811111	General automotive repair	1 066	8 080	34 800	251	164	66	18	3	—	—	—	—	—
81112	Automotive body, paint, interior & glass repair	777	7 084	30 169	90	33	29	22	5	1	—	—	—	—
811121	Automotive body, paint & interior R&M	720	6 580	28 245	80	29	24	21	5	1	—	—	—	—
81119	Other automotive R&M	704	2 974	12 434	60	21	12	17	10	—	—	—	—	—
811191	Automotive oil change & lubrication shops	184	925	4 195	20	5	6	8	1	—	—	—	—	—
811192	Car washes	417	1 682	7 019	31	11	6	8	6	—	—	—	—	—
811198	All other automotive R&M	103	367	1 220	9	5	—	1	3	—	—	—	—	—
8112	Electronic & precision equipment R&M	1 129	14 885	58 425	72	46	13	6	5	—	1	—	1	—
81121	Electronic & precision equipment R&M	1 129	14 885	58 425	72	46	13	6	5	—	1	—	1	—
811211	Consumer electronics R&M	101	726	3 111	23	19	2	1	1	—	—	—	—	—
811212	Computer & office machine R&M	981	13 758	53 681	36	18	8	4	4	—	1	—	1	—
8113	Commercial equipment (exc auto & elec) R&M	381	4 031	18 698	29	17	6	2	2	1	1	—	—	—
81131	Commercial equipment (exc auto & elec) R&M	381	4 031	18 698	29	17	6	2	2	1	1	—	—	—
811310	Commercial equipment (exc auto & elec) R&M	381	4 031	18 698	29	17	6	2	2	1	1	—	—	—

See footnotes at end of table.

**Table 6. Counties—Employees, Payroll, and Establishments by Industry: 2000—Con.**

[Excludes most government employees, railroad employees, and self-employed persons. Size class 1 to 4 includes establishments with payroll, but no employees, during mid-March pay period. (D) denotes figures withheld to avoid disclosing data for individual companies; the data are included in broader industry totals. Detailed industries with 100 or more employees are shown if industry was not a (D). For explanation of terms, abbreviations, and data reliability/comparability, see introductory text]

NAICS code	Industry	Number of employees for week including March 12	Payroll (\$1,000)		Total number of establishments	Number of establishments by employment-size class								
			First quarter	Annual		1 to 4	5 to 9	10 to 19	20 to 49	50 to 99	100 to 249	250 to 499	500 to 999	1,000 or more
<b>MONTGOMERY—Con.</b>														
<b>81</b>	<b>Other services (except public administration)—Con.</b>													
811	Repair & maintenance—Con.													
8114	Personal & household goods R&M	591	3 660	16 210	111	83	19	5	2	1	1	—	—	—
81141	Home, garden equipment & appliance R&M	279	1 993	8 785	25	17	5	1	—	1	1	—	—	—
811412	Appliance repair & maintenance	272	1 967	8 673	21	14	4	1	—	1	1	—	—	—
81142	Reupholstery & furniture repair	161	939	4 252	36	25	7	3	1	—	—	—	—	—
811420	Reupholstery & furniture repair	161	939	4 252	36	25	7	3	1	—	—	—	—	—
81149	Other personal & household goods R&M	109	506	2 300	34	27	6	—	1	—	—	—	—	—
811490	Other personal & household goods R&M	109	506	2 300	34	27	6	—	1	—	—	—	—	—
812	Personal & laundry services	6 051	27 641	118 128	812	450	167	124	66	2	3	—	—	—
8121	Personal care services	3 459	15 737	68 733	380	170	86	74	48	1	1	—	—	—
81211	Hair, nail & skin care services	3 097	14 222	61 808	334	143	71	73	46	1	—	—	—	—
812112	Beauty salons	2 830	13 171	57 235	276	106	58	66	45	1	—	—	—	—
812113	Nail salons	212	838	3 698	36	17	11	7	1	—	—	—	—	—
81219	Other personal care services	362	1 515	6 925	46	27	15	1	2	—	1	—	—	—
812199	Other personal care services	292	1 224	6 024	31	24	3	1	2	—	1	—	—	—
8122	Death care services	278	1 926	8 458	28	13	6	4	5	—	—	—	—	—
81221	Funeral homes	194	1 324	5 798	17	6	6	1	4	—	—	—	—	—
812210	Funeral homes	194	1 324	5 798	17	6	6	1	4	—	—	—	—	—
8123	Drycleaning & laundry services	1 021	4 121	18 109	201	125	43	26	7	—	—	—	—	—
81232	Drycleaning & laundry services (exc coin-op)	912	3 648	15 936	177	108	39	23	7	—	—	—	—	—
812320	Drycleaning & laundry services (exc coin-op)	912	3 648	15 936	177	108	39	23	7	—	—	—	—	—
8129	Other personal services	1 293	5 857	22 828	203	142	32	20	6	1	2	—	—	—
81291	Pet care (except veterinary) services	177	560	2 612	30	18	6	5	1	—	—	—	—	—
812910	Pet care (except veterinary) services	177	560	2 612	30	18	6	5	1	—	—	—	—	—
81292	Photofinishing	491	2 872	11 162	41	16	13	6	5	—	1	—	—	—
812921	Photofinishing laboratories (except one-hour)	291	2 107	7 908	16	6	6	—	3	—	1	—	—	—
812922	One-hour photofinishing	200	765	3 254	25	10	7	6	2	—	—	—	—	—
81293	Parking lots & garages	277	1 245	4 286	75	62	7	5	—	1	—	—	—	—
812930	Parking lots & garages	277	1 245	4 286	75	62	7	5	—	1	—	—	—	—
81299	All other personal services	348	1 180	4 768	57	46	6	4	—	—	1	—	—	—
812990	All other personal services	348	1 180	4 768	57	46	6	4	—	—	1	—	—	—
813	Religious, grantmaking, civic, prof & like organizations	12 652	89 096	369 817	916	441	185	153	82	34	18	3	—	—
8131	Religious organizations	5 539	23 982	98 240	390	166	99	62	37	19	5	2	—	—
81311	Religious organizations	5 539	23 982	98 240	390	166	99	62	37	19	5	2	—	—
813110	Religious organizations	5 539	23 982	98 240	390	166	99	62	37	19	5	2	—	—
8132	Grantmaking & giving services	1 021	11 714	49 609	83	47	12	14	5	3	2	—	—	—
81321	Grantmaking & giving services	1 021	11 714	49 609	83	47	12	14	5	3	2	—	—	—
813211	Grantmaking foundations	140	1 592	7 565	34	29	3	1	—	1	—	—	—	—
813212	Voluntary health organizations	760	8 937	37 206	37	10	6	13	5	1	2	—	—	—
813219	Other grantmaking & giving services	121	1 185	4 838	12	8	3	—	—	1	—	—	—	—
8133	Social advocacy organizations	572	5 087	21 503	58	31	12	6	7	1	1	—	—	—
81331	Social advocacy organizations	572	5 087	21 503	58	31	12	6	7	1	1	—	—	—
813312	Environment & wildlife organizations	386	3 242	13 523	31	16	7	2	4	1	1	—	—	—
813319	Other social advocacy organizations	133	1 414	6 181	20	11	4	3	2	—	—	—	—	—
8134	Civic & social organizations	1 243	6 236	27 408	72	45	9	10	2	1	5	—	—	—
81341	Civic & social organizations	1 243	6 236	27 408	72	45	9	10	2	1	5	—	—	—
813410	Civic & social organizations	1 243	6 236	27 408	72	45	9	10	2	1	5	—	—	—
8139	Business, labor, political, like organizations	4 277	42 077	173 057	313	152	53	61	31	10	5	1	—	—
81391	Business associations	1 028	12 886	53 755	68	32	11	13	8	3	1	—	—	—
813910	Business associations	1 028	12 886	53 755	68	32	11	13	8	3	1	—	—	—
81392	Professional organizations	1 370	16 549	66 840	84	39	15	16	7	4	3	—	—	—
813920	Professional organizations	1 370	16 549	66 840	84	39	15	16	7	4	3	—	—	—
81393	Labor unions & similar labor organizations	616	5 371	22 485	28	10	3	7	4	3	1	—	—	—
813930	Labor unions & similar labor organizations	616	5 371	22 485	28	10	3	7	4	3	1	—	—	—
81399	Oth similar organizations (exc business, prof, labor, pol)	1 173	6 858	28 350	119	62	22	23	11	—	—	1	—	—
813990	Oth similar organizations (exc business, prof, labor, pol)	1 173	6 858	28 350	119	62	22	23	11	—	—	1	—	—
95	<b>Auxiliaries (exc corporate, subsidiary &amp; regional mgt)</b>	<b>8 433</b>	<b>166 155</b>	<b>539 980</b>	<b>52</b>	<b>11</b>	<b>7</b>	<b>10</b>	<b>9</b>	<b>3</b>	<b>6</b>	<b>3</b>	<b>1</b>	<b>2</b>
99	<b>Unclassified establishments</b>	<b>529</b>	<b>2 738</b>	<b>30 361</b>	<b>445</b>	<b>417</b>	<b>22</b>	<b>3</b>	<b>3</b>	<b>—</b>	<b>—</b>	<b>—</b>	<b>—</b>	<b>—</b>
<b>PRINCE GEORGE'S</b>														
	<b>Total</b>	<b>250 694</b>	<b>1 946 102</b>	<b>8 279 122</b>	<b>13 828</b>	<b>6 605</b>	<b>2 748</b>	<b>2 008</b>	<b>1 482</b>	<b>529</b>	<b>353</b>	<b>67</b>	<b>28</b>	<b>8</b>
11	<b>Forestry, fishing, hunting, and agriculture support</b>	(A)	(D)	(D)	3	2	—	1	—	—	—	—	—	—
21	<b>Mining</b>	(E)	(D)	(D)	13	5	1	—	4	3	—	—	—	—
212	Mining (except oil & gas)	(E)	(D)	(D)	13	5	1	—	4	3	—	—	—	—
2123	Nonmetallic mineral mining & quarrying	(E)	(D)	(D)	12	4	1	—	4	3	—	—	—	—
21232	Sand, gravel, clay, refractory minerals mining	(E)	(D)	(D)	11	4	1	—	3	3	—	—	—	—
22	<b>Utilities</b>	(F)	(D)	(D)	8	2	2	—	—	1	2	1	—	—
221	Utilities	(F)	(D)	(D)	8	2	2	—	—	1	2	1	—	—
2211	Elec pwr generation, transmsn & distribution	(F)	(D)	(D)	8	2	2	—	—	1	2	1	—	—
22111	Electric power generation	(C)	(D)	(D)	2	—	1	—	—	—	1	—	—	—
22112	Electric pwr transmsn, control & distribution	(F)	(D)	(D)	6	2	1	—	—	1	1	1	—	—

See footnotes at end of table.

**Table 6. Counties—Employees, Payroll, and Establishments by Industry: 2000—Con.**

[Excludes most government employees, railroad employees, and self-employed persons. Size class 1 to 4 includes establishments with payroll, but no employees, during mid-March pay period. (D) denotes figures withheld to avoid disclosing data for individual companies; the data are included in broader industry totals. Detailed industries with 100 or more employees are shown if industry was not a (D). For explanation of terms, abbreviations, and data reliability/comparability, see introductory text]

NAICS code	Industry	Number of employees for week including March 12	Payroll (\$1,000)		Total number of establishments	Number of establishments by employment-size class								
			First quarter	Annual		1 to 4	5 to 9	10 to 19	20 to 49	50 to 99	100 to 249	250 to 499	500 to 999	1,000 or more
<b>PRINCE GEORGE'S—Con.</b>														
<b>23</b>	<b>Construction</b>	<b>30 100</b>	<b>271 118</b>	<b>1 232 374</b>	<b>1 488</b>	<b>671</b>	<b>248</b>	<b>231</b>	<b>204</b>	<b>71</b>	<b>46</b>	<b>14</b>	<b>3</b>	—
233	Building, developing & general contracting	5 201	51 012	227 056	358	202	46	52	35	13	6	4	—	—
2332	Residential building construction	1 854	17 196	78 969	232	150	34	30	13	3	1	1	—	—
23321	Single-family housing construction	1 674	15 803	72 637	218	145	31	27	11	2	1	1	—	—
233210	Single-family housing construction	1 674	15 803	72 637	218	145	31	27	11	2	1	1	—	—
23322	Multifamily housing construction	180	1 393	6 332	14	5	3	3	2	1	—	—	—	—
233220	Multifamily housing construction	180	1 393	6 332	14	5	3	3	2	1	—	—	—	—
2333	Nonresidential building construction	3 284	33 054	144 836	109	38	11	21	21	10	5	3	—	—
23332	Commercial & institutional bldg construction	3 250	32 789	143 760	102	32	11	21	20	10	5	3	—	—
233320	Commercial & institutional bldg construction	3 250	32 789	143 760	102	32	11	21	20	10	5	3	—	—
234	Heavy construction	2 952	24 249	117 262	79	20	9	21	19	5	2	2	1	—
2341	Highway, street, bridge & tunnel construction	1 194	9 424	47 710	35	11	2	9	9	3	—	—	1	—
23411	Highway & street construction (G)	1 194	9 424	47 710	35	11	2	9	9	3	—	—	1	—
2349	Other heavy construction	1 758	14 825	69 552	44	9	7	12	10	2	2	2	—	—
23491	Water, sewer & pipeline construction	1 154	9 831	46 976	26	5	3	6	7	2	2	1	—	—
234910	Water, sewer & pipeline construction	1 154	9 831	46 976	26	5	3	6	7	2	2	1	—	—
23492	Pwr, communication transmsn line construction	475	3 856	17 976	5	—	1	2	1	—	—	1	—	—
234920	Pwr, communication transmsn line construction	475	3 856	17 976	5	—	1	2	1	—	—	1	—	—
23499	All other heavy construction	129	1 138	4 600	13	4	3	4	2	—	—	—	—	—
234990	All other heavy construction	129	1 138	4 600	13	4	3	4	2	—	—	—	—	—
235	Special trade contractors	21 947	195 857	888 056	1 051	449	193	158	150	53	38	8	2	—
2351	Plumbing, heating & AC contractor	5 300	50 490	227 688	255	100	52	38	38	17	9	—	1	—
23511	Plumbing, heating & AC contractor	5 300	50 490	227 688	255	100	52	38	38	17	9	—	1	—
235110	Plumbing, heating & AC contractor	5 300	50 490	227 688	255	100	52	38	38	17	9	—	1	—
2352	Painting & wall covering contractors	602	3 499	17 793	85	52	15	13	3	2	—	—	—	—
23521	Painting & wall covering contractors	602	3 499	17 793	85	52	15	13	3	2	—	—	—	—
235210	Painting & wall covering contractors	602	3 499	17 793	85	52	15	13	3	2	—	—	—	—
2353	Electrical contractors	3 855	39 089	170 023	149	52	32	21	27	6	8	3	—	—
23531	Electrical contractors	3 855	39 089	170 023	149	52	32	21	27	6	8	3	—	—
235310	Electrical contractors	3 855	39 089	170 023	149	52	32	21	27	6	8	3	—	—
2354	Masonry, drywall, insulation, tile contractors	3 498	26 963	126 515	123	53	14	19	18	11	5	2	1	—
23541	Masonry & stone contractors	785	5 869	24 925	56	28	5	10	9	2	2	—	—	—
235410	Masonry & stone contractors	785	5 869	24 925	56	28	5	10	9	2	2	—	—	—
23542	Drywall, acoustical & insulation contractors	2 548	19 887	95 169	54	19	5	9	7	8	3	2	1	—
235420	Drywall, acoustical & insulation contractors	2 548	19 887	95 169	54	19	5	9	7	8	3	2	1	—
23543	Tile, marble, terrazzo & mosaic contractors	165	1 207	6 421	13	6	4	—	2	1	—	—	—	—
235430	Tile, marble, terrazzo & mosaic contractors	165	1 207	6 421	13	6	4	—	2	1	—	—	—	—
2355	Carpentry & floor contractors	1 246	10 272	47 159	112	62	24	13	10	1	1	1	—	—
23551	Carpentry contractors	606	4 802	21 120	71	42	14	7	6	1	1	—	—	—
235510	Carpentry contractors	606	4 802	21 120	71	42	14	7	6	1	1	—	—	—
23552	Floor laying & other floor contractors	640	5 470	26 039	41	20	10	6	4	—	—	1	—	—
235520	Floor laying & other floor contractors	640	5 470	26 039	41	20	10	6	4	—	—	1	—	—
2356	Roofing, siding, & sheet metal contractors	2 175	19 938	88 999	64	22	13	9	10	3	6	1	—	—
23561	Roofing, siding, & sheet metal contractors	2 175	19 938	88 999	64	22	13	9	10	3	6	1	—	—
235610	Roofing, siding, & sheet metal contractors	2 175	19 938	88 999	64	22	13	9	10	3	6	1	—	—
2357	Concrete contractors	1 748	10 912	57 415	88	32	14	16	20	3	3	—	—	—
23571	Concrete contractors	1 748	10 912	57 415	88	32	14	16	20	3	3	—	—	—
235710	Concrete contractors	1 748	10 912	57 415	88	32	14	16	20	3	3	—	—	—
2359	Other special trade contractors	3 523	34 694	152 464	175	76	29	29	24	10	6	1	—	—
23591	Structural steel erection contractors	256	1 984	9 472	9	2	1	2	2	2	—	—	—	—
235910	Structural steel erection contractors	256	1 984	9 472	9	2	1	2	2	2	—	—	—	—
23592	Glass & glazing contractors	329	3 267	18 467	26	12	5	6	2	—	1	—	—	—
235920	Glass & glazing contractors	329	3 267	18 467	26	12	5	6	2	—	1	—	—	—
23593	Excavation contractors	258	2 119	10 753	32	20	5	3	3	1	—	—	—	—
235930	Excavation contractors	258	2 119	10 753	32	20	5	3	3	1	—	—	—	—
23594	Wrecking & demolition contractors	203	1 379	5 711	5	1	1	1	1	—	1	—	—	—
235940	Wrecking & demolition contractors	203	1 379	5 711	5	1	1	1	1	—	1	—	—	—
23595	Bldg equip & oth mach installation contractor	1 058	15 566	59 585	20	3	3	2	4	5	3	—	—	—
235950	Bldg equip & oth mach installation contractor	1 058	15 566	59 585	20	3	3	2	4	5	3	—	—	—
23599	All other special trade contractors	1 419	10 379	48 476	83	38	14	15	12	2	1	1	—	—
235990	All other special trade contractors	1 419	10 379	48 476	83	38	14	15	12	2	1	1	—	—
<b>31-33</b>	<b>Manufacturing</b>	<b>10 697</b>	<b>115 448</b>	<b>482 413</b>	<b>373</b>	<b>121</b>	<b>71</b>	<b>62</b>	<b>71</b>	<b>24</b>	<b>17</b>	<b>7</b>	—	—
311	Food mfg	1 163	6 725	27 504	24	6	5	3	4	2	3	1	—	—
3114	Fruit & veg preserving & specialty food mfg	(C)	(D)	(D)	1	—	—	—	—	—	1	—	—	—
31141	Frozen food mfg	(C)	(D)	(D)	1	—	—	—	—	—	1	—	—	—
3115	Dairy product mfg	(C)	(D)	(D)	2	—	—	—	1	1	—	—	—	—
3116	Animal slaughtering & processing	(E)	(D)	(D)	3	1	—	—	—	—	1	1	—	—
31161	Animal slaughtering & processing	(E)	(D)	(D)	3	1	—	—	—	—	1	1	—	—
3118	Bakeries & tortilla mfg	236	1 315	6 015	12	2	4	3	2	1	—	—	—	—
31181	Bread & bakery product mfg	(C)	(D)	(D)	10	1	4	3	1	1	—	—	—	—
3119	Other food mfg	(C)	(D)	(D)	2	—	1	—	—	—	1	—	—	—
31192	Coffee & tea mfg	(C)	(D)	(D)	1	—	—	—	—	—	1	—	—	—
312	Beverage & tobacco product mfg	(C)	(D)	(D)	3	1	—	1	—	—	1	—	—	—
3121	Beverage mfg	(C)	(D)	(D)	3	1	—	1	—	—	1	—	—	—
31211	Soft drink & ice mfg	(C)	(D)	(D)	3	1	—	1	—	—	1	—	—	—
314	Textile product mills	120	979	4 370	11	4	2	3	2	—	—	—	—	—
322	Paper mfg	118	1 335	4 990	4	1	—	1	1	—	—	—	—	—
3222	Converted paper product mfg	118	1 335	4 990	4	1	—	1	1	—	—	—	—	—

See footnotes at end of table.

**Table 6. Counties—Employees, Payroll, and Establishments by Industry: 2000—Con.**

[Excludes most government employees, railroad employees, and self-employed persons. Size class 1 to 4 includes establishments with payroll, but no employees, during mid-March pay period. (D) denotes figures withheld to avoid disclosing data for individual companies; the data are included in broader industry totals. Detailed industries with 100 or more employees are shown if industry was not a (D). For explanation of terms, abbreviations, and data reliability/comparability, see introductory text]

NAICS code	Industry	Number of employees for week including March 12	Payroll (\$1,000)		Total number of establishments	Number of establishments by employment-size class																				
			First quarter	Annual		1 to 4	5 to 9	10 to 19	20 to 49	50 to 99	100 to 249	250 to 499	500 to 999	1,000 or more												
<b>PRINCE GEORGE'S—Con.</b>																										
<b>31-33 Manufacturing—Con.</b>																										
323	Printing & related support activities	3 900	45 113	190 700	123	30	26	19	27	9	10	2	—	—												
3231	Printing & related support activities	3 900	45 113	190 700	123	30	26	19	27	9	10	2	—	—												
32311	Printing	3 505	40 278	172 729	109	28	23	18	22	6	10	2	—	—												
323110	Commercial lithographic printing	2 964	35 998	154 714	69	18	8	11	16	4	10	2	—	—												
323114	Quick printing	172	1 190	5 150	19	4	9	5	1	—	—	—	—	—												
323117	Book printing	238	2 090	9 149	6	—	—	2	2	2	—	—	—	—												
32312	Printing support activities	395	4 835	17 971	14	2	3	1	5	3	—	—	—	—												
323121	Tradebinding & related work	187	1 984	7 704	5	—	1	1	2	7	—	—	—	—												
323122	Prepress services	208	2 851	10 267	9	2	2	—	4	1	—	—	—	—												
325	Chemical mfg	666	8 997	31 569	10	—	—	3	1	3	—	1	—	—												
3254	Pharmaceutical & medicine mfg	109	1 580	5 637	3	—	—	1	1	1	—	—	—	—												
32541	Pharmaceutical & medicine mfg	109	1 580	5 637	3	—	—	1	1	1	—	—	—	—												
3255	Paint, coating & adhesive mfg	(E)	(D)	(D)	1	—	—	—	—	—	—	1	—	—												
32551	Paint & coating mfg	(E)	(D)	(D)	1	—	—	—	—	—	—	1	—	—												
326	Plastics & rubber products mfg	323	2 930	12 825	9	2	1	1	4	—	1	—	—	—												
3261	Plastics product mfg	(E)	(D)	(D)	8	2	—	1	4	—	1	—	—	—												
32619	Other plastics product mfg	302	2 797	12 209	6	1	—	—	4	—	1	—	—	—												
326199	All other plastics product mfg	302	2 797	12 209	6	1	—	—	4	—	1	—	—	—												
327	Nonmetallic mineral product mfg	521	3 911	19 854	22	7	1	4	8	2	—	—	—	—												
3273	Cement & concrete product mfg	383	2 960	15 294	15	3	1	3	7	1	—	—	—	—												
32732	Ready-mix concrete mfg	302	2 311	11 253	9	1	—	2	5	1	—	—	—	—												
327320	Ready-mix concrete mfg	302	2 311	11 253	9	1	—	2	5	1	—	—	—	—												
332	Fabricated metal product mfg	1 852	17 228	74 361	51	12	11	9	13	3	1	2	—	—												
3323	Architectural & structural metals mfg	485	4 565	21 560	25	5	6	4	8	2	—	—	—	—												
33232	Ornamental & architectural metal prod mfg	(E)	(D)	(D)	23	4	5	4	8	2	—	—	—	—												
332322	Sheet metal work mfg	139	1 102	5 303	8	2	1	2	3	—	—	—	—	—												
332323	Ornamental & architectural metal work mfg	276	2 849	12 674	10	1	1	2	4	2	—	—	—	—												
3326	Spring & wire product mfg	(C)	(D)	(D)	3	—	1	—	1	—	1	—	—	—												
33261	Spring & wire product mfg	(C)	(D)	(D)	3	—	1	—	1	—	1	—	—	—												
3327	Mach shops, turn prod, screw, nut, bolt mfg	149	1 597	6 308	12	5	3	2	1	1	—	—	—	—												
33271	Machine shops	149	1 597	6 308	12	5	3	2	1	1	—	—	—	—												
332710	Machine shops	149	1 597	6 308	12	5	3	2	1	1	—	—	—	—												
3329	Other fabricated metal product mfg	924	8 515	37 710	6	—	—	2	2	—	2	—	—	—												
33291	Metal valve mfg	(E)	(D)	(D)	1	—	—	—	—	—	—	1	—	—												
33299	All other fabricated metal product mfg	(E)	(D)	(D)	5	—	—	2	2	—	—	1	—	—												
333	Machinery mfg	140	1 029	4 233	8	2	2	3	—	1	—	—	—	—												
334	Computer & electronic product mfg	790	16 818	67 752	22	9	5	3	2	2	—	1	—	—												
3342	Communications equipment mfg	(C)	(D)	(D)	7	2	2	1	1	1	—	—	—	—												
3345	Nav, measuring, medical, control instruments mfg	(E)	(D)	(D)	9	6	2	—	—	—	—	1	—	—												
33451	Nav, measuring, medical, control instruments mfg	(E)	(D)	(D)	9	6	2	—	—	—	—	1	—	—												
337	Furniture & related product mfg	545	4 781	20 089	24	9	5	4	4	1	1	—	—	—												
3372	Office furniture (including fixtures) mfg	222	2 122	8 660	8	2	1	—	4	1	—	—	—	—												
33721	Office furniture (including fixtures) mfg	222	2 122	8 660	8	2	1	—	4	1	—	—	—	—												
337212	Custom architectural woodwork & millwork mfg	135	1 306	5 759	4	1	—	—	2	1	—	—	—	—												
3379	Other furniture related product mfg	(C)	(D)	(D)	1	—	—	—	—	—	1	—	—	—												
33791	Mattress mfg	(C)	(D)	(D)	1	—	—	—	—	—	1	—	—	—												
339	Miscellaneous mfg	287	2 124	10 347	28	15	4	4	5	—	—	—	—	—												
3399	Other miscellaneous mfg	218	1 614	8 366	21	12	2	3	4	—	—	—	—	—												
33995	Sign mfg	175	1 423	7 445	16	8	2	3	3	—	—	—	—	—												
339950	Sign mfg	175	1 423	7 445	16	8	2	3	3	—	—	—	—	—												
<b>42</b>	<b>Wholesale trade</b>	<b>14 537</b>	<b>165 495</b>	<b>690 472</b>	<b>714</b>	<b>288</b>	<b>139</b>	<b>125</b>	<b>97</b>	<b>39</b>	<b>19</b>	<b>5</b>	<b>2</b>	<b>—</b>												
421	Wholesale trade, durable goods	9 625	119 686	486 745	527	211	108	96	72	27	10	1	2	—												
4211	Motor vehicle, motor vehicle pt & supply whsle	1 723	15 834	62 500	78	24	8	21	17	6	1	1	—	—												
42111	Automobile & other motor vehicle whsle	807	9 536	35 619	19	6	—	3	4	5	—	1	—	—												
421110	Automobile & other motor vehicle whsle	807	9 536	35 619	19	6	—	3	4	5	—	1	—	—												
42112	Motor vehicle supplies & new parts whsle	447	3 056	13 761	29	10	5	6	7	—	1	—	—	—												
421120	Motor vehicle supplies & new parts whsle	447	3 056	13 761	29	10	5	6	7	—	1	—	—	—												
42114	Motor vehicle parts (used) whsle	418	2 819	11 275	27	8	2	11	5	1	—	—	—	—												
421140	Motor vehicle parts (used) whsle	418	2 819	11 275	27	8	2	11	5	1	—	—	—	—												
4212	Furniture & home furnishing whsle	609	7 218	27 519	36	15	8	4	5	2	—	—	—	—												
42121	Furniture whsle	310	4 296	16 193	19	9	2	3	3	1	1	—	—	—												
421210	Furniture whsle	310	4 296	16 193	19	9	2	3	3	1	1	—	—	—												
42122	Home furnishing whsle	299	2 922	11 326	17	6	6	1	2	1	1	—	—	—												
421220	Home furnishing whsle	299	2 922	11 326	17	6	6	1	2	1	1	—	—	—												
4213	Lumber & other construction materials whsle	318	3 516	15 533	29	8	11	7	2	1	—	—	—	—												
42131	Lumber, plywood, millwork & wood panel whsle	104	1 015	4 579	11	4	4	1	2	—	—	—	—	—												
421310	Lumber, plywood, millwork & wood panel whsle	104	1 015	4 579	11	4	4	1	2	—	—	—	—	—												
42139	Other construction material whsle	122	1 713	7 500	9	2	4	2	—	1	—	—	—	—												
421390	Other construction material whsle	122	1 713	7 500	9	2	4	2	—	1	—	—	—	—												
4214	Professional & commercial equip & supp whsle	2 523	47 178	183 121	90	41	20	9	11	4	4	—	1	—												
42142	Office equipment whsle	182	1 972	7 464	17	9	3	2	2	1	—	—	—	—												
421420	Office equipment whsle	182	1 972	7 464	17	9	3	2	2	1	—	—	—	—												
42143	Computer & peripheral equip & software whsle	1 868	40 175	156 874	39	15	8	2	8	2	3	—	1	—												
421430	Computer & peripheral equip & software whsle	1 868	40 175	156 874	39	15	8	2	8	2	3	—	1	—												
42144	Other commercial equipment whsle	343	3 498	12 330	16	7	5	2	—	1	1	—	—	—												
421440	Other commercial equipment whsle	343	3 498	12 330	16	7	5	2	—	1	1	—	—	—												

See footnotes at end of table.

**Table 6. Counties—Employees, Payroll, and Establishments by Industry: 2000—Con.**

[Excludes most government employees, railroad employees, and self-employed persons. Size class 1 to 4 includes establishments with payroll, but no employees, during mid-March pay period. (D) denotes figures withheld to avoid disclosing data for individual companies; the data are included in broader industry totals. Detailed industries with 100 or more employees are shown if industry was not a (D). For explanation of terms, abbreviations, and data reliability/comparability, see introductory text]

NAICS code	Industry	Number of employees for week including March 12	Payroll (\$1,000)		Total number of establishments	Number of establishments by employment-size class									
			First quarter	Annual		1 to 4	5 to 9	10 to 19	20 to 49	50 to 99	100 to 249	250 to 499	500 to 999	1,000 or more	
<b>PRINCE GEORGE'S—Con.</b>															
<b>42 Wholesale trade—Con.</b>															
Wholesale trade, durable goods—Con.															
4215	Metal & mineral (except petroleum) whsle . . . . .	253	2 180	10 539	15	3	6	1	3	2	—	—	—	—	
42151	Metal service centers & offices whsle . . . . .	253	2 180	10 539	15	3	6	1	3	2	—	—	—	—	
421510	Metal service centers & offices whsle . . . . .	253	2 180	10 539	15	3	6	1	3	2	—	—	—	—	
4216	Electrical goods whsle . . . . .	1 170	16 119	66 657	71	23	12	18	11	6	1	—	—	—	
42161	Elec equip, wiring supp, const material whsle . . . . .	419	4 712	24 345	33	13	8	6	4	2	—	—	—	—	
421610	Elec equip, wiring supp, const material whsle . . . . .	419	4 712	24 345	33	13	8	6	4	2	—	—	—	—	
42162	Electric appliance, TV, radio set whsle . . . . .	118	1 030	4 749	7	2	1	3	—	1	—	—	—	—	
421620	Electric appliance, TV, radio set whsle . . . . .	118	1 030	4 749	7	2	1	3	—	1	—	—	—	—	
42169	Other electronic parts & equipment whsle . . . . .	633	10 377	37 563	31	8	3	9	7	3	1	—	—	—	
421690	Other electronic parts & equipment whsle . . . . .	633	10 377	37 563	31	8	3	9	7	3	1	—	—	—	
4217	Hardware, plumb & heating equip & sup whsle . . . . .	805	8 600	41 328	61	26	16	7	9	2	1	—	—	—	
42171	Hardware whsle . . . . .	284	2 589	13 955	24	12	3	4	4	1	—	—	—	—	
421710	Hardware whsle . . . . .	284	2 589	13 955	24	12	3	4	4	1	—	—	—	—	
42172	Plumbing & heating equipment & supplies whsle . . . . .	269	2 740	11 504	13	5	5	1	—	1	1	—	—	—	
421720	Plumbing & heating equipment & supplies whsle . . . . .	269	2 740	11 504	13	5	5	1	—	1	1	—	—	—	
42173	Warm air heating & AC equip & supplies whsle . . . . .	209	2 810	13 812	18	6	6	2	4	—	—	—	—	—	
421730	Warm air heating & AC equip & supplies whsle . . . . .	209	2 810	13 812	18	6	6	2	4	—	—	—	—	—	
4218	Machinery, equipment & supplies whsle . . . . .	1 605	13 218	55 194	94	42	21	21	7	1	1	—	1	—	
42181	Const & mining (exc petroleum) equip whsle . . . . .	(C)	(D)	(D)	10	3	3	3	1	—	—	—	—	—	
42183	Industrial machinery & equipment whsle . . . . .	390	3 491	16 177	28	7	7	10	3	1	—	—	—	—	
421830	Industrial machinery & equipment whsle . . . . .	390	3 491	16 177	28	7	7	10	3	1	—	—	—	—	
42184	Industrial supplies whsle . . . . .	121	946	4 383	20	12	3	5	—	—	—	—	—	—	
421840	Industrial supplies whsle . . . . .	121	946	4 383	20	12	3	5	—	—	—	—	—	—	
42185	Service establishment equip & supplies whsle . . . . .	337	3 157	13 708	22	9	8	1	3	—	1	—	—	—	
421850	Service establishment equip & supplies whsle . . . . .	337	3 157	13 708	22	9	8	1	3	—	1	—	—	—	
42186	Transportation equip, supplies (exc MV) whsle . . . . .	(F)	(D)	(D)	10	9	—	—	—	—	—	—	1	—	
4219	Miscellaneous durable goods whsle . . . . .	619	5 823	24 354	53	29	6	8	7	3	—	—	—	—	
42193	Recyclable material whsle . . . . .	190	1 607	6 044	14	6	2	3	2	1	—	—	—	—	
421930	Recyclable material whsle . . . . .	190	1 607	6 044	14	6	2	3	2	1	—	—	—	—	
42199	Other miscellaneous durable goods whsle . . . . .	254	2 580	11 305	21	14	—	2	4	1	—	—	—	—	
421990	Other miscellaneous durable goods whsle . . . . .	254	2 580	11 305	21	14	—	2	4	1	—	—	—	—	
422	Wholesale trade, nondurable goods . . . . .	4 912	45 809	203 727	187	77	31	29	25	12	9	4	—	—	
4221	Paper & paper product whsle . . . . .	1 461	13 202	66 288	34	14	6	2	6	2	2	—	—	—	
42211	Printing & writing paper whsle . . . . .	327	4 467	18 619	7	4	1	—	—	1	1	—	—	—	
422110	Printing & writing paper whsle . . . . .	327	4 467	18 619	7	4	1	—	—	1	1	—	—	—	
42212	Stationery & office supplies whsle . . . . .	799	4 847	32 597	18	7	3	2	4	—	—	2	—	—	
422120	Stationery & office supplies whsle . . . . .	799	4 847	32 597	18	7	3	2	4	—	—	2	—	—	
42213	Industrial & personal service paper whsle . . . . .	335	3 888	15 072	9	3	2	—	2	1	1	—	—	—	
422130	Industrial & personal service paper whsle . . . . .	335	3 888	15 072	9	3	2	—	2	1	1	—	—	—	
4222	Drugs & druggists' sundries whsle . . . . .	151	1 311	5 793	7	4	—	2	—	—	1	—	—	—	
42221	Drugs & druggists' sundries whsle . . . . .	151	1 311	5 793	7	4	—	2	—	—	1	—	—	—	
422210	Drugs & druggists' sundries whsle . . . . .	151	1 311	5 793	7	4	—	2	—	—	1	—	—	—	
4223	Apparel, piece goods & notions whsle . . . . .	174	3 954	8 379	8	1	3	2	1	1	—	—	—	—	
4224	Grocery & related product whsle . . . . .	1 998	17 747	80 393	57	21	6	9	10	6	3	2	—	—	
42243	Dairy product (exc dried or canned) whsle . . . . .	110	797	3 717	4	1	—	—	3	—	—	—	—	—	
422430	Dairy product (exc dried or canned) whsle . . . . .	110	797	3 717	4	1	—	—	3	—	—	—	—	—	
42244	Poultry & poultry product whsle . . . . .	(C)	(D)	(D)	3	—	—	2	—	—	1	—	—	—	
42245	Confectionery whsle . . . . .	(C)	(D)	(D)	4	1	1	—	1	—	1	—	—	—	
42248	Fresh fruit & vegetable whsle . . . . .	(E)	(D)	(D)	3	1	—	1	—	—	—	1	—	—	
42249	Other grocery & related products whsle . . . . .	999	8 767	37 211	31	12	4	5	3	5	1	1	—	—	
422490	Other grocery & related products whsle . . . . .	999	8 767	37 211	31	12	4	5	3	5	1	1	—	—	
4226	Chemical & allied products whsle . . . . .	195	2 105	9 095	21	10	2	7	1	1	—	—	—	—	
42269	Other chemical & allied products whsle . . . . .	174	1 957	8 492	16	7	1	6	1	1	—	—	—	—	
422690	Other chemical & allied products whsle . . . . .	174	1 957	8 492	16	7	1	6	1	1	—	—	—	—	
4228	Beer, wine, distilled alcoholic beverage whsle . . . . .	262	2 316	9 814	7	3	1	—	1	—	2	—	—	—	
42281	Beer & ale whsle . . . . .	(C)	(D)	(D)	4	2	—	—	—	—	2	—	—	—	
4229	Miscellaneous nondurable goods whsle . . . . .	581	4 409	21 004	42	20	10	4	5	2	1	—	—	—	
42292	Book, periodical & newspaper whsle . . . . .	336	2 632	12 097	15	6	3	1	3	1	1	—	—	—	
422920	Book, periodical & newspaper whsle . . . . .	336	2 632	12 097	15	6	3	1	3	1	1	—	—	—	
42299	Other miscellaneous nondurable goods whsle . . . . .	130	680	3 594	18	13	2	2	—	1	—	—	—	—	
422990	Other miscellaneous nondurable goods whsle . . . . .	130	680	3 594	18	13	2	2	—	1	—	—	—	—	
<b>44-45</b>	<b>Retail trade . . . . .</b>	<b>38 541</b>	<b>202 097</b>	<b>837 590</b>	<b>2 328</b>	<b>886</b>	<b>574</b>	<b>459</b>	<b>230</b>	<b>91</b>	<b>83</b>	<b>5</b>	<b>—</b>	<b>—</b>	
441	Motor vehicle & parts dealers . . . . .	5 780	45 293	196 983	246	74	49	57	31	23	11	1	—	—	
4411	Automobile dealers . . . . .	3 873	35 569	153 693	82	31	6	7	6	20	11	1	—	—	
44111	New car dealers . . . . .	3 730	34 585	149 406	45	4	1	2	6	20	11	1	—	—	
441110	New car dealers . . . . .	3 730	34 585	149 406	45	4	1	2	6	20	11	1	—	—	
44112	Used car dealers . . . . .	143	984	4 287	37	27	5	5	—	—	—	—	—	—	
441120	Used car dealers . . . . .	143	984	4 287	37	27	5	5	—	—	—	—	—	—	
4412	Other motor vehicle dealers . . . . .	175	956	5 263	13	3	4	1	5	—	—	—	—	—	
44122	Motorcycle & boat & other MV dealers . . . . .	152	820	4 475	9	2	2	—	5	—	—	—	—	—	
441221	Motorcycle dealers . . . . .	111	602	3 470	4	—	—	—	4	—	—	—	—	—	
4413	Automotive parts, accessories & tire stores . . . . .	1 732	8 768	38 027	151	40	39	49	20	3	—	—	—	—	
44131	Automotive parts, accessories & tire stores . . . . .	1 245	5 720	23 729	103	29	22	34	15	3	—	—	—	—	
441310	Automotive parts, accessories & tire stores . . . . .	1 245	5 720	23 729	103	29	22	34	15	3	—	—	—	—	
44132	Tire dealers . . . . .	487	3 048	14 298	48	11	17	15	5	—	—	—	—	—	
441320	Tire dealers . . . . .	487	3 048	14 298	48	11	17	15	5	—	—	—	—	—	

See footnotes at end of table.

**Table 6. Counties—Employees, Payroll, and Establishments by Industry: 2000—Con.**

[Excludes most government employees, railroad employees, and self-employed persons. Size class 1 to 4 includes establishments with payroll, but no employees, during mid-March pay period. (D) denotes figures withheld to avoid disclosing data for individual companies; the data are included in broader industry totals. Detailed industries with 100 or more employees are shown if industry was not a (D). For explanation of terms, abbreviations, and data reliability/comparability, see introductory text]

NAICS code	Industry	Number of employees for week including March 12	Payroll (\$1,000)		Total number of establishments	Number of establishments by employment-size class																			
			First quarter	Annual		1 to 4	5 to 9	10 to 19	20 to 49	50 to 99	100 to 249	250 to 499	500 to 999	1,000 or more											
<b>PRINCE GEORGE'S—Con.</b>																									
<b>44-45 Retail trade—Con.</b>																									
442	Furniture & home furnishings stores	1 435	9 784	37 753	134	64	32	23	12	1	2	—	—	—	—	—	—								
4421	Furniture stores	908	5 819	21 492	57	20	17	11	6	1	2	—	—	—	—	—	—								
44211	Furniture stores	908	5 819	21 492	57	20	17	11	6	1	2	—	—	—	—	—	—								
442110	Furniture stores	908	5 819	21 492	57	20	17	11	6	1	2	—	—	—	—	—	—								
4422	Home furnishings stores	527	3 965	16 261	77	44	15	12	6	—	—	—	—	—	—	—	—								
44221	Floor covering stores	320	2 987	12 317	51	30	11	6	4	—	—	—	—	—	—	—	—								
442210	Floor covering stores	320	2 987	12 317	51	30	11	6	4	—	—	—	—	—	—	—	—								
44229	Other home furnishings stores	207	978	3 944	26	14	4	6	2	—	—	—	—	—	—	—	—								
442299	All other home furnishings stores	176	822	3 305	23	14	2	5	2	—	—	—	—	—	—	—	—								
443	Electronics & appliance stores	929	5 217	20 782	92	44	32	7	5	1	3	—	—	—	—	—	—								
4431	Electronics & appliance stores	929	5 217	20 782	92	44	32	7	5	1	3	—	—	—	—	—	—								
44311	Appliance, TV & all other electronics stores	720	3 531	13 588	63	29	25	4	1	1	3	—	—	—	—	—	—								
443112	Radio, television & other electronics stores	656	3 195	12 242	47	17	23	2	1	1	3	—	—	—	—	—	—								
44312	Computer & software stores	(C)	(D)	(D)	25	14	5	3	3	—	—	—	—	—	—	—	—								
444	Bldg material & garden equip & supp dealers	2 917	20 853	95 081	152	55	39	23	22	6	7	—	—	—	—	—	—								
4441	Building material & supplies dealers	2 697	20 009	90 979	130	48	32	19	18	6	7	—	—	—	—	—	—								
44411	Home centers	1 263	6 926	28 160	12	3	—	—	2	—	7	—	—	—	—	—	—								
444110	Home centers	1 263	6 926	28 160	12	3	—	—	2	—	7	—	—	—	—	—	—								
44419	Other building material dealers	1 296	12 056	58 258	88	27	22	18	15	6	—	—	—	—	—	—	—								
444190	Other building material dealers	1 296	12 056	58 258	88	27	22	18	15	6	—	—	—	—	—	—	—								
4442	Lawn & garden equip & supplies stores	220	844	4 102	22	7	7	4	4	—	—	—	—	—	—	—	—								
44422	Nursery & garden centers	187	671	3 106	17	6	4	3	4	—	—	—	—	—	—	—	—								
444220	Nursery & garden centers	187	671	3 106	17	6	4	3	4	—	—	—	—	—	—	—	—								
445	Food & beverage stores	9 147	49 407	197 217	427	157	69	113	34	26	28	—	—	—	—	—	—								
4451	Grocery stores	7 654	43 935	172 386	236	71	25	69	17	26	28	—	—	—	—	—	—								
44511	Grocery (except convenience) stores	6 641	39 668	156 532	129	43	9	8	15	26	28	—	—	—	—	—	—								
445110	Grocery (except convenience) stores	6 641	39 668	156 532	129	43	9	8	15	26	28	—	—	—	—	—	—								
44512	Convenience stores	1 013	4 267	15 854	107	28	16	61	2	—	—	—	—	—	—	—	—								
445120	Convenience stores	1 013	4 267	15 854	107	28	16	61	2	—	—	—	—	—	—	—	—								
4452	Specialty food stores	321	1 028	4 072	44	26	8	4	6	—	—	—	—	—	—	—	—								
44521	Meat markets	167	498	2 119	15	6	3	2	4	—	—	—	—	—	—	—	—								
445210	Meat markets	167	498	2 119	15	6	3	2	4	—	—	—	—	—	—	—	—								
4453	Beer, wine & liquor stores	1 172	4 444	20 759	147	60	36	40	11	—	—	—	—	—	—	—	—								
44531	Beer, wine & liquor stores	1 172	4 444	20 759	147	60	36	40	11	—	—	—	—	—	—	—	—								
445310	Beer, wine & liquor stores	1 172	4 444	20 759	147	60	36	40	11	—	—	—	—	—	—	—	—								
446	Health & personal care stores	2 751	13 984	54 366	198	93	31	22	44	7	—	1	—	—	—	—	—								
4461	Health & personal care stores	2 751	13 984	54 366	198	93	31	22	44	7	—	1	—	—	—	—	—								
44611	Pharmacies & drug stores	2 163	11 722	44 932	81	17	5	11	40	7	—	1	—	—	—	—	—								
446110	Pharmacies & drug stores	2 163	11 722	44 932	81	17	5	11	40	7	—	1	—	—	—	—	—								
44612	Cosmetics, beauty supplies & perfume stores	228	633	2 929	45	27	12	5	1	—	—	—	—	—	—	—	—								
446120	Cosmetics, beauty supplies & perfume stores	228	633	2 929	45	27	12	5	1	—	—	—	—	—	—	—	—								
44613	Optical goods stores	177	957	3 684	36	27	4	3	2	—	—	—	—	—	—	—	—								
446130	Optical goods stores	177	957	3 684	36	27	4	3	2	—	—	—	—	—	—	—	—								
44619	Other health & personal care stores	183	672	2 821	36	22	10	3	1	—	—	—	—	—	—	—	—								
446191	Food (health) supplement stores	149	403	1 759	25	13	8	3	1	—	—	—	—	—	—	—	—								
447	Gasoline stations	1 633	6 532	26 305	241	97	82	55	7	—	—	—	—	—	—	—	—								
4471	Gasoline stations	1 633	6 532	26 305	241	97	82	55	7	—	—	—	—	—	—	—	—								
44711	Gasoline stations with convenience stores	472	1 908	7 718	60	24	15	18	3	—	—	—	—	—	—	—	—								
447110	Gasoline stations with convenience stores	472	1 908	7 718	60	24	15	18	3	—	—	—	—	—	—	—	—								
44719	Other gasoline stations	1 161	4 624	18 587	181	73	67	37	4	—	—	—	—	—	—	—	—								
447190	Other gasoline stations	1 161	4 624	18 587	181	73	67	37	4	—	—	—	—	—	—	—	—								
448	Clothing & clothing accessories stores	3 918	10 478	45 039	373	119	133	73	37	9	2	—	—	—	—	—	—								
4481	Clothing stores	2 855	6 688	28 851	191	41	55	52	32	9	2	—	—	—	—	—	—								
44811	Men's clothing stores	177	656	2 727	22	7	8	6	1	—	—	—	—	—	—	—	—								
448110	Men's clothing stores	177	656	2 727	22	7	8	6	1	—	—	—	—	—	—	—	—								
44812	Women's clothing stores	1 417	2 728	12 101	100	18	30	34	14	2	2	—	—	—	—	—	—								
448120	Women's clothing stores	1 417	2 728	12 101	100	18	30	34	14	2	2	—	—	—	—	—	—								
44813	Children's & infants' clothing stores	215	574	2 582	10	1	1	2	6	—	—	—	—	—	—	—	—								
448130	Children's & infants' clothing stores	215	574	2 582	10	1	1	2	6	—	—	—	—	—	—	—	—								
44814	Family clothing stores	821	2 046	8 336	28	2	5	6	8	7	—	—	—	—	—	—	—								
448140	Family clothing stores	821	2 046	8 336	28	2	5	6	8	7	—	—	—	—	—	—	—								
44819	Other clothing stores	170	541	2 533	19	7	5	4	3	—	—	—	—	—	—	—	—								
448190	Other clothing stores	170	541	2 533	19	7	5	4	3	—	—	—	—	—	—	—	—								
4482	Shoe stores	737	2 313	10 316	112	43	49	15	5	—	—	—	—	—	—	—	—								
44821	Shoe stores	737	2 313	10 316	112	43	49	15	5	—	—	—	—	—	—	—	—								
448210	Shoe stores	737	2 313	10 316	112	43	49	15	5	—	—	—	—	—	—	—	—								
4483	Jewelry, luggage & leather goods stores	326	1 477	5 872	70	35	29	6	—	—	—	—	—	—	—	—	—								
44831	Jewelry stores	321	1 460	5 497	67	32	29	6	—	—	—	—	—	—	—	—	—								
448310	Jewelry stores	321	1 460	5 497	67	32	29	6	—	—	—	—	—	—	—	—	—								
451	Sporting goods, hobby, book & music stores	1 599	7 187	24 110	134	46	37	34	10	6	1	—	—	—	—	—	—								
4511	Sporting goods, hobby, musical instrument stores	935	5 227	15 738	77	27	20	17	8	5	—	—	—	—	—	—	—								
45111	Sporting goods stores	390	1 304	6 020	34	16	7	5	4	2	—	—	—	—	—	—	—								
451110	Sporting goods stores	390	1 304	6 020	34	16	7	5	4	2	—	—	—	—	—	—	—								
45112	Hobby, toy & game stores	386	3 313	7 181	23	5	8	4	3	—	—	—	—	—	—	—	—								
451120	Hobby, toy & game stores	386	3 313	7 181	23	5	8	4	3	—	—	—	—	—	—	—	—								
4512	Book, periodical & music stores	6																							



**Table 6. Counties—Employees, Payroll, and Establishments by Industry: 2000—Con.**

[Excludes most government employees, railroad employees, and self-employed persons. Size class 1 to 4 includes establishments with payroll, but no employees, during mid-March pay period. (D) denotes figures withheld to avoid disclosing data for individual companies; the data are included in broader industry totals. Detailed industries with 100 or more employees are shown if industry was not a (D). For explanation of terms, abbreviations, and data reliability/comparability, see introductory text]

NAICS code	Industry	Number of employees for week including March 12	Payroll (\$1,000)		Total number of establishments	Number of establishments by employment-size class								
			First quarter	Annual		1 to 4	5 to 9	10 to 19	20 to 49	50 to 99	100 to 249	250 to 499	500 to 999	1,000 or more
<b>PRINCE GEORGE'S—Con.</b>														
<b>44-45 Retail trade—Con.</b>														
452	General merchandise stores .....	5 648	20 068	87 371	95	23	18	19	2	6	24	3	-	-
4521	Department stores .....	4 771	16 333	70 164	33	2	-	-	-	6	22	3	-	-
45211	Department stores .....	4 771	16 333	70 164	33	2	-	-	-	6	22	3	-	-
452110	Department stores .....	4 771	16 333	70 164	33	2	-	-	-	6	22	3	-	-
4529	Other general merchandise stores .....	877	3 735	17 207	62	21	18	19	2	-	2	-	-	-
45291	Warehouse clubs & superstores .....	(E)	(D)	(D)	2	-	-	-	-	-	2	-	-	-
45299	All other general merchandise stores .....	(E)	(D)	(D)	60	21	18	19	2	-	-	-	-	-
453	Miscellaneous store retailers .....	2 142	8 096	29 937	162	73	36	25	20	3	5	-	-	-
4532	Office supplies, stationery & gift stores .....	716	3 555	11 141	56	24	10	10	11	-	1	-	-	-
45321	Office supplies & stationery stores .....	432	2 918	8 485	14	3	1	-	9	-	1	-	-	-
453210	Office supplies & stationery stores .....	432	2 918	8 485	14	3	1	-	9	-	1	-	-	-
45322	Gift, novelty & souvenir stores .....	284	637	2 656	42	21	9	10	2	-	-	-	-	-
453220	Gift, novelty & souvenir stores .....	284	637	2 656	42	21	9	10	2	-	-	-	-	-
4533	Used merchandise stores .....	905	2 542	9 880	30	12	4	4	3	3	4	-	-	-
45331	Used merchandise stores .....	905	2 542	9 880	30	12	4	4	3	3	4	-	-	-
453310	Used merchandise stores .....	905	2 542	9 880	30	12	4	4	3	3	4	-	-	-
4539	Other miscellaneous store retailers .....	426	1 649	7 488	52	20	18	8	6	-	-	-	-	-
45391	Pet & pet supplies stores .....	229	712	3 042	20	7	6	1	6	-	-	-	-	-
453910	Pet & pet supplies stores .....	229	712	3 042	20	7	6	1	6	-	-	-	-	-
45399	All other miscellaneous store retailers .....	(C)	(D)	(D)	30	12	11	7	-	-	-	-	-	-
453998	All other misc store retailers (exc tobacco) ..	166	824	3 928	25	9	10	6	-	-	-	-	-	-
454	Nonstore retailers .....	642	5 198	22 646	74	41	16	8	6	3	-	-	-	-
4541	Electronic shopping & mail-order houses .....	113	800	3 178	19	14	-	3	2	-	-	-	-	-
45411	Electronic shopping & mail-order houses .....	113	800	3 178	19	14	-	3	2	-	-	-	-	-
454110	Electronic shopping & mail-order houses .....	113	800	3 178	19	14	-	3	2	-	-	-	-	-
4542	Vending machine operators .....	245	2 183	8 604	10	2	2	1	3	2	-	-	-	-
45421	Vending machine operators .....	245	2 183	8 604	10	2	2	1	3	2	-	-	-	-
454210	Vending machine operators .....	245	2 183	8 604	10	2	2	1	3	2	-	-	-	-
4543	Direct selling establishments .....	284	2 215	10 864	45	25	14	4	1	1	-	-	-	-
45431	Fuel dealers .....	110	1 061	6 249	12	5	5	1	-	1	-	-	-	-
45439	Other direct selling establishments .....	174	1 154	4 615	33	20	9	3	1	-	-	-	-	-
454390	Other direct selling establishments .....	174	1 154	4 615	33	20	9	3	1	-	-	-	-	-
<b>48-49</b>	<b>Transportation &amp; warehousing .....</b>	<b>10 214</b>	<b>63 336</b>	<b>283 074</b>	<b>300</b>	<b>164</b>	<b>48</b>	<b>32</b>	<b>34</b>	<b>15</b>	<b>4</b>	<b>2</b>	-	<b>1</b>
484	Truck transportation .....	2 374	16 069	70 891	156	90	27	11	18	7	1	2	-	-
4841	General freight trucking .....	1 146	9 249	42 094	51	29	8	1	6	6	-	1	-	-
48411	General freight trucking, local .....	274	1 137	4 602	26	17	4	-	2	3	-	-	-	-
484110	General freight trucking, local .....	274	1 137	4 602	26	17	4	-	2	3	-	-	-	-
48412	General freight trucking, long-distance .....	872	8 112	37 492	25	12	4	1	4	3	-	1	-	-
484121	General freight trucking, long-distance, TL ..	688	6 240	29 424	18	9	4	-	2	2	-	1	-	-
484122	General freight trucking, long-distance, LTL ..	184	1 872	8 068	7	3	-	1	2	1	-	-	-	-
4842	Specialized freight trucking .....	1 228	6 820	28 797	105	61	19	10	12	1	1	1	-	-
48421	Used household & office goods moving .....	701	4 307	18 616	36	15	8	4	7	1	-	1	-	-
484210	Used household & office goods moving .....	701	4 307	18 616	36	15	8	4	7	1	-	1	-	-
48422	Specialized freight (exc used) trucking, local ..	516	2 453	9 843	64	42	10	6	5	-	1	-	-	-
484220	Specialized freight (exc used) trucking, local ..	516	2 453	9 843	64	42	10	6	5	-	1	-	-	-
485	Transit & ground passenger transportation .....	587	2 589	11 618	38	15	12	4	3	3	1	-	-	-
4854	School & employee bus transportation .....	129	397	1 646	5	1	1	1	1	1	-	-	-	-
48541	School & employee bus transportation .....	129	397	1 646	5	1	1	1	1	1	-	-	-	-
485410	School & employee bus transportation .....	129	397	1 646	5	1	1	1	1	1	-	-	-	-
4855	Charter bus industry .....	212	1 080	4 681	12	5	4	2	-	-	1	-	-	-
48551	Charter bus industry .....	212	1 080	4 681	12	5	4	2	-	-	1	-	-	-
485510	Charter bus industry .....	212	1 080	4 681	12	5	4	2	-	-	1	-	-	-
4859	Oth transit & ground passenger transportation ..	162	965	4 193	8	2	3	-	1	2	-	-	-	-
48599	Oth transit & ground passenger transportation ..	162	965	4 193	8	2	3	-	1	2	-	-	-	-
488	Transportation support activities .....	610	5 856	23 244	53	32	5	8	6	1	1	-	-	-
4881	Air transportation support activities .....	(C)	(D)	(D)	6	2	-	1	2	1	-	-	-	-
4883	Water transportation support activities .....	(C)	(D)	(D)	2	1	-	-	-	-	1	-	-	-
48833	Navigational services to shipping .....	(C)	(D)	(D)	1	-	-	-	-	-	1	-	-	-
4884	Road transportation support activities .....	(C)	(D)	(D)	30	17	4	6	3	-	-	-	-	-
48841	Motor vehicle towing .....	157	952	3 755	27	16	4	6	1	-	-	-	-	-
488410	Motor vehicle towing .....	157	952	3 755	27	16	4	6	1	-	-	-	-	-
492	Couriers & messengers .....	6 494	37 718	172 252	39	17	3	8	6	3	1	-	-	1
4921	Couriers .....	(I)	(D)	(D)	18	8	1	1	5	1	1	-	-	1
49211	Couriers .....	(I)	(D)	(D)	18	8	1	1	5	1	1	-	-	1
4922	Local messengers & local delivery .....	(E)	(D)	(D)	21	9	2	7	1	2	-	-	-	-
49221	Local messengers & local delivery .....	(E)	(D)	(D)	21	9	2	7	1	2	-	-	-	-
493	Warehousing & storage .....	133	885	4 206	10	7	1	-	1	1	-	-	-	-
4931	Warehousing & storage .....	133	885	4 206	10	7	1	-	1	1	-	-	-	-

See footnotes at end of table.

**Table 6. Counties—Employees, Payroll, and Establishments by Industry: 2000—Con.**

[Excludes most government employees, railroad employees, and self-employed persons. Size class 1 to 4 includes establishments with payroll, but no employees, during mid-March pay period. (D) denotes figures withheld to avoid disclosing data for individual companies; the data are included in broader industry totals. Detailed industries with 100 or more employees are shown if industry was not a (D). For explanation of terms, abbreviations, and data reliability/comparability, see introductory text]

NAICS code	Industry	Number of employees for week including March 12	Payroll (\$1,000)		Total number of establishments	Number of establishments by employment-size class									
			First quarter	Annual		1 to 4	5 to 9	10 to 19	20 to 49	50 to 99	100 to 249	250 to 499	500 to 999	1,000 or more	
<b>PRINCE GEORGE'S—Con.</b>															
<b>51</b>	<b>Information</b>	<b>9 690</b>	<b>117 434</b>	<b>448 781</b>	<b>270</b>	<b>127</b>	<b>37</b>	<b>31</b>	<b>34</b>	<b>14</b>	<b>17</b>	<b>7</b>	<b>3</b>	—	
511	Publishing industries	2 064	25 806	112 097	55	25	8	5	10	2	3	1	1	—	
5111	Newspaper, periodical, book, database publishers	1 460	13 076	53 040	36	17	6	3	5	2	1	1	1	—	
51111	Newspaper publishers (C)	—	(D)	(D)	8	4	—	—	3	1	—	—	—	—	
51112	Periodical publishers	630	6 120	26 565	12	6	3	1	—	1	—	—	1	—	
511120	Periodical publishers	630	6 120	26 565	12	6	3	1	—	1	—	—	1	—	
51113	Book publishers (E)	—	(D)	(D)	3	—	1	1	—	—	—	1	—	—	
51119	Other publishers	190	2 156	8 112	9	5	1	1	1	—	1	—	—	—	
511199	All other publishers	190	2 156	8 112	9	5	1	1	1	—	1	—	—	—	
5112	Software publishers	604	12 730	59 057	19	8	2	2	5	—	2	—	—	—	
51121	Software publishers	604	12 730	59 057	19	8	2	2	5	—	2	—	—	—	
511210	Software publishers	604	12 730	59 057	19	8	2	2	5	—	2	—	—	—	
512	Motion picture & sound recording industries	554	924	4 177	26	14	4	1	4	1	2	—	—	—	
5121	Motion picture & video industries	543	890	3 414	20	9	3	1	4	1	2	—	—	—	
51213	Motion picture & video exhibition	515	732	2 697	10	2	—	1	4	1	2	—	—	—	
512131	Motion picture theaters (except drive-ins)	515	732	2 697	10	2	—	1	4	1	2	—	—	—	
513	Broadcasting & telecommunications	5 620	75 283	268 945	132	62	12	14	18	11	9	4	2	—	
5131	Radio & television broadcasting	350	5 623	20 362	8	2	—	2	2	—	2	—	—	—	
51311	Radio broadcasting (E)	—	(D)	(D)	6	1	—	2	1	—	2	—	—	—	
5132	Cable networks & program distribution	937	10 853	38 702	6	1	—	—	1	1	1	2	—	—	
51322	Cable & other program distribution (F)	—	(D)	(D)	4	—	—	—	—	1	1	2	—	—	
5133	Telecommunications	4 333	58 807	209 881	118	59	12	12	15	10	6	2	2	—	
51331	Wired telecommunications carriers (H)	—	(D)	(D)	85	46	5	7	10	8	6	2	1	—	
51332	Wireless telecom carriers (exc satellite)	936	11 216	43 846	27	10	7	4	3	2	—	—	—	—	
513321	Paging	118	656	2 841	11	5	1	3	2	—	—	—	—	—	
513322	Cellular & other wireless telecommunications	818	10 560	41 005	16	5	6	1	1	2	—	—	1	—	
514	Information & data processing services	1 452	15 421	63 562	57	26	13	11	2	—	3	2	—	—	
5141	Information services	531	3 457	15 138	27	14	7	5	—	—	—	1	—	—	
51412	Libraries & archives (E)	—	(D)	(D)	2	1	—	—	—	—	—	1	—	—	
51419	Other information services (C)	—	(D)	(D)	23	12	7	4	—	—	—	—	—	—	
5142	Data processing services	921	11 964	48 424	30	12	6	6	2	—	3	1	—	—	
51421	Data processing services	921	11 964	48 424	30	12	6	6	2	—	3	1	—	—	
514210	Data processing services	921	11 964	48 424	30	12	6	6	2	—	3	1	—	—	
<b>52</b>	<b>Finance &amp; insurance</b>	<b>8 864</b>	<b>84 048</b>	<b>345 820</b>	<b>727</b>	<b>372</b>	<b>148</b>	<b>127</b>	<b>59</b>	<b>10</b>	<b>8</b>	—	<b>3</b>	—	
522	Credit intermediation & related activities	5 740	48 969	207 126	401	135	113	102	40	4	5	—	2	—	
5221	Depository credit intermediation	4 396	36 174	154 988	200	33	60	69	28	3	5	—	2	—	
52211	Commercial banking	2 197	18 027	73 173	129	18	43	50	14	1	2	—	1	—	
522110	Commercial banking	2 197	18 027	73 173	129	18	43	50	14	1	2	—	1	—	
52212	Savings institutions	1 205	9 894	41 924	37	6	8	14	8	—	—	—	1	—	
522120	Savings institutions	1 205	9 894	41 924	37	6	8	14	8	—	—	—	1	—	
52213	Credit unions	994	8 253	39 891	34	9	9	5	6	2	3	—	—	—	
522130	Credit unions	994	8 253	39 891	34	9	9	5	6	2	3	—	—	—	
5222	Nondepository credit intermediation	938	9 294	37 712	124	52	40	22	9	1	—	—	—	—	
52229	Other nondepository credit intermediation	913	9 009	36 556	113	43	38	22	9	1	—	—	—	—	
522291	Consumer lending	109	781	3 123	6	8	—	2	—	—	—	—	—	—	
522292	Real estate credit	552	6 302	26 470	72	28	22	16	6	—	—	—	—	—	
522298	All oth nondepository credit intermediation	252	1 926	6 963	25	7	10	6	1	1	—	—	—	—	
5223	Activities related to credit intermediation	406	3 501	14 426	77	50	13	11	3	—	—	—	—	—	
52231	Mortgage & nonmortgage brokers	229	2 359	9 364	39	20	9	9	1	—	—	—	—	—	
522310	Mortgage & nonmortgage brokers	229	2 359	9 364	39	20	9	9	1	—	—	—	—	—	
52239	Other credit intermediation activities	148	833	3 939	32	26	3	1	2	—	—	—	—	—	
522390	Other credit intermediation activities	148	833	3 939	32	26	3	1	2	—	—	—	—	—	
523	Security, commodity contracts & like activity	215	3 796	14 140	45	34	6	3	1	1	—	—	—	—	
5231	Secrty & comdty contracts intermed & brokerage	128	3 293	11 551	15	10	2	1	1	1	—	—	—	—	
52312	Securities brokerage	115	2 907	9 991	11	7	1	1	1	1	—	—	—	—	
523120	Securities brokerage	115	2 907	9 991	11	7	1	1	1	1	—	—	—	—	
524	Insurance carriers & related activities	2 865	30 993	123 694	278	202	29	21	17	5	3	—	1	—	
5241	Insurance carriers	1 665	20 899	79 924	71	44	2	8	13	1	2	—	1	—	
52411	Direct life, health, medical insurance carriers	1 297	13 972	55 033	24	9	—	4	8	—	2	—	1	—	
52412	Other direct insurance carriers	368	6 927	24 891	47	35	2	4	5	1	—	—	—	—	
5242	Agencies & other insurance related activities	1 200	10 094	43 770	207	158	27	13	4	4	1	—	—	—	
52421	Insurance agencies & brokerages	914	7 459	31 677	186	147	24	10	2	2	1	—	—	—	
524210	Insurance agencies & brokerages	914	7 459	31 677	186	147	24	10	2	2	1	—	—	—	
52429	Other insurance related activities	286	2 635	12 093	21	11	3	3	2	2	—	—	—	—	
524292	Insurance & pension funds, third party admin	139	1 169	5 455	9	6	—	1	1	1	—	—	—	—	
<b>53</b>	<b>Real estate &amp; rental &amp; leasing</b>	<b>5 357</b>	<b>38 711</b>	<b>145 959</b>	<b>585</b>	<b>308</b>	<b>134</b>	<b>98</b>	<b>33</b>	<b>6</b>	<b>5</b>	—	<b>1</b>	—	
531	Real estate	3 683	26 173	102 378	431	254	88	64	17	4	3	—	1	—	
5311	Lessors of real estate	1 590	9 471	39 059	206	97	52	44	10	3	—	—	—	—	
53111	Lessors of residential buildings & dwellings	1 228	6 543	26 367	147	55	44	40	6	2	—	—	—	—	
531110	Lessors of residential buildings & dwellings	1 228	6 543	26 367	147	55	44	40	6	2	—	—	—	—	
53112	Lessors of nonres bldg (exc miniwarehouses)	295	2 516	10 951	33	19	5	4	4	1	—	—	—	—	
531120	Lessors of nonres bldg (exc miniwarehouses)	295	2 516	10 951	33	19	5	4	4	1	—	—	—	—	
5312	Offices of real estate agents & brokers	972	7 441	27 317	97	74	16	5	1	—	—	—	1	—	
53121	Offices of real estate agents & brokers	972	7 441	27 317	97	74	16	5	1	—	—	—	1	—	
531210	Offices of real estate agents & brokers	972	7 441	27 317	97	74	16	5	1	—	—	—	1	—	
5313	Activities related to real estate	1 121	9 261	36 002	128	83	20	15	6	1	3	—	—	—	
53131	Real estate property managers	1 008	8 356	31 847	85	45	16	14	6	1	3	—	—	—	
531311	Residential property managers	874	6 827	26 367	59	29	10	7	6	1	3	—	—	—	
531312	Nonresidential property managers	134	1 529	5 480	26	16	6	4	—	—	—	—	—	—	

See footnotes at end of table.

**Table 6. Counties—Employees, Payroll, and Establishments by Industry: 2000—Con.**

[Excludes most government employees, railroad employees, and self-employed persons. Size class 1 to 4 includes establishments with payroll, but no employees, during mid-March pay period. (D) denotes figures withheld to avoid disclosing data for individual companies; the data are included in broader industry totals. Detailed industries with 100 or more employees are shown if industry was not a (D). For explanation of terms, abbreviations, and data reliability/comparability, see introductory text]

NAICS code	Industry	Number of employees for week including March 12	Payroll (\$1,000)		Total number of establishments	Number of establishments by employment-size class									
			First quarter	Annual		1 to 4	5 to 9	10 to 19	20 to 49	50 to 99	100 to 249	250 to 499	500 to 999	1,000 or more	
<b>PRINCE GEORGE'S—Con.</b>															
<b>53</b>	<b>Real estate &amp; rental &amp; leasing—Con.</b>														
532	Rental & leasing services .....	(G)	(D)	(D)	152	53	45	34	16	2	2	—	—	—	
5321	Automotive equipment rental & leasing .....	247	2 040	8 224	34	18	9	2	5	—	—	—	—	—	
53212	Truck, utility trailer & RV rental & leasing .....	167	1 509	6 158	21	11	6	1	3	—	—	—	—	—	
532120	Truck, utility trailer & RV rental & leasing .....	167	1 509	6 158	21	11	6	1	3	—	—	—	—	—	
5322	Consumer goods rental .....	989	6 505	18 269	76	22	23	5	1	2	—	—	—	—	
53223	Video tape & disc rental .....	461	1 214	4 830	42	4	16	19	3	—	—	—	—	—	
532230	Video tape & disc rental .....	461	1 214	4 830	42	4	16	19	3	—	—	—	—	—	
53229	Other consumer goods rental .....	426	4 748	10 859	18	7	5	2	1	1	2	—	—	—	
532299	All other consumer goods rental .....	272	3 279	5 479	12	5	3	2	—	1	1	—	—	—	
5324	Commercial, industrial equip rental & leasing ...	363	3 428	14 894	28	8	6	7	6	1	—	—	—	—	
53241	Const, trans, mining equip rental & leasing ...	224	2 264	8 676	12	2	3	2	4	1	—	—	—	—	
532412	Const, mining, forestry equip rental & leasing .....	224	2 264	8 676	12	2	3	2	4	1	—	—	—	—	
53249	Oth commercial, industrial equip rental, lease .....	134	1 075	5 770	12	2	3	5	2	—	—	—	—	—	
532490	Oth commercial, industrial equip rental, lease .....	134	1 075	5 770	12	2	3	5	2	—	—	—	—	—	
<b>54</b>	<b>Professional, scientific &amp; technical services</b>	<b>23 715</b>	<b>270 714</b>	<b>1 188 603</b>	<b>1 525</b>	<b>932</b>	<b>243</b>	<b>148</b>	<b>109</b>	<b>48</b>	<b>30</b>	<b>8</b>	<b>7</b>	<b>—</b>	
541	Professional, scientific & technical services .....	23 715	270 714	1 188 603	1 525	932	243	148	109	48	30	8	7	—	
5411	Legal services .....	1 612	14 645	66 305	350	254	62	21	12	1	—	—	—	—	
54111	Offices of lawyers .....	1 377	12 911	59 091	294	215	49	18	11	1	—	—	—	—	
541110	Offices of lawyers .....	1 377	12 911	59 091	294	215	49	18	11	1	—	—	—	—	
54119	Other legal services .....	235	1 734	7 214	56	39	13	3	1	—	—	—	—	—	
541191	Title abstract & settlement offices .....	194	1 373	5 656	49	33	13	3	—	—	—	—	—	—	
5412	Accounting, tax prep, bookkeep, payroll services .....	1 656	6 667	28 506	192	131	32	17	8	1	1	2	—	—	
54121	Accounting, tax prep, bookkeep, payroll services .....	1 656	6 667	28 506	192	131	32	17	8	1	1	2	—	—	
541211	Offices of certified public accountants .....	390	3 124	13 735	97	68	18	9	2	—	—	—	—	—	
541213	Tax preparation services .....	975	1 753	4 208	39	23	6	5	1	1	1	2	—	—	
541219	Other accounting services .....	247	1 572	9 690	50	38	5	3	4	—	—	—	—	—	
5413	Architectural, engineering & related services ...	5 083	62 345	264 926	187	82	31	35	20	9	7	1	2	—	
54131	Architectural services .....	144	1 416	7 192	18	11	4	2	—	1	—	—	—	—	
541310	Architectural services .....	144	1 416	7 192	18	11	4	2	—	1	—	—	—	—	
54132	Landscape architectural services .....	107	599	4 903	7	3	3	—	—	1	—	—	—	—	
541320	Landscape architectural services .....	107	599	4 903	7	3	3	—	—	1	—	—	—	—	
54133	Engineering services .....	4 641	58 665	244 427	139	55	23	26	18	7	7	1	2	—	
541330	Engineering services .....	4 641	58 665	244 427	139	55	23	26	18	7	7	1	2	—	
54138	Testing laboratories .....	107	1 119	5 326	9	4	—	3	2	—	—	—	—	—	
541380	Testing laboratories .....	107	1 119	5 326	9	4	—	3	2	—	—	—	—	—	
5414	Specialized design services .....	189	2 016	7 862	43	29	7	6	1	—	—	—	—	—	
54143	Graphic design services .....	111	1 239	4 875	28	19	6	2	1	—	—	—	—	—	
541430	Graphic design services .....	111	1 239	4 875	28	19	6	2	1	—	—	—	—	—	
5415	Computer systems design & related services ...	9 735	125 146	556 646	342	189	47	32	31	22	13	3	5	—	
54151	Computer systems design & related services ...	9 735	125 146	556 646	342	189	47	32	31	22	13	3	5	—	
541511	Custom computer programming services ..	5 084	58 857	251 151	126	69	17	13	10	10	—	2	5	—	
541512	Computer systems design services .....	3 396	51 556	232 325	143	75	18	13	18	8	10	1	—	—	
541513	Computer facilities management services ..	985	10 948	54 314	13	4	2	—	—	4	3	—	—	—	
541519	Other computer related services .....	270	3 785	18 856	60	41	10	6	3	—	—	—	—	—	
5416	Management, sci & tech consulting services ...	1 620	17 038	81 201	181	132	16	14	10	5	4	—	—	—	
54161	Management consulting services .....	1 166	10 895	49 751	131	97	8	12	8	3	3	—	—	—	
541611	Admin & gen management consulting services .....	664	7 146	29 129	67	44	6	8	5	3	1	—	—	—	
541612	Human res & exec search consulting services .....	235	1 855	9 973	25	20	1	1	2	—	1	—	—	—	
541618	Other management consulting services ...	190	1 104	6 553	7	5	—	1	—	—	1	—	—	—	
54162	Environmental consulting services .....	195	2 184	9 586	21	15	4	—	—	2	—	—	—	—	
541620	Environmental consulting services .....	195	2 184	9 586	21	15	4	—	—	2	—	—	—	—	
54169	Oth scientific & technical consulting services .	259	3 959	21 864	29	20	4	2	2	—	1	—	—	—	
541690	Oth scientific & technical consulting services .....	259	3 959	21 864	29	20	4	2	2	—	1	—	—	—	
5417	Scientific R&D services .....	1 929	30 013	126 986	59	19	13	7	10	4	5	1	—	—	
54171	R&D in physical, engineering & life sciences..	1 897	29 837	126 295	49	12	11	6	10	4	5	1	—	—	
541710	R&D in physical, engineering & life sciences .....	1 897	29 837	126 295	49	12	11	6	10	4	5	1	—	—	
5418	Advertising & related services .....	760	5 543	24 844	63	33	11	5	8	6	—	—	—	—	
54186	Direct mail advertising .....	498	3 074	13 555	20	5	3	2	5	5	—	—	—	—	
541860	Direct mail advertising .....	498	3 074	13 555	20	5	3	2	5	5	—	—	—	—	
5419	Oth professional, scientific, technical services ..	1 131	7 301	31 327	108	63	24	11	9	—	—	1	—	—	
54191	Marketing research & public opinion polling ..	(F)	(D)	(D)	6	3	—	1	1	—	—	1	—	—	
54192	Photographic services .....	142	642	2 775	31	21	7	2	1	—	—	—	—	—	
54194	Veterinary services .....	393	1 857	8 803	39	12	13	7	7	—	—	—	—	—	
541940	Veterinary services .....	393	1 857	8 803	39	12	13	7	7	—	—	—	—	—	
<b>55</b>	<b>Management of companies &amp; enterprises</b>	<b>6 889</b>	<b>67 307</b>	<b>308 018</b>	<b>75</b>	<b>20</b>	<b>11</b>	<b>16</b>	<b>10</b>	<b>6</b>	<b>8</b>	<b>3</b>	<b>—</b>	<b>1</b>	
551	Management of companies & enterprises .....	6 889	67 307	308 018	75	20	11	16	10	6	8	3	—	1	
5511	Management of companies & enterprises .....	6 889	67 307	308 018	75	20	11	16	10	6	8	3	—	1	
55111	Management of companies & enterprises .....	6 889	67 307	308 018	75	20	11	16	10	6	8	3	—	1	
551114	Corp, subsidiary & regional managing offices .....	6 862	67 137	306 971	70	17	10	15	10	6	8	3	—	1	

See footnotes at end of table.

**Table 6. Counties—Employees, Payroll, and Establishments by Industry: 2000—Con.**

[Excludes most government employees, railroad employees, and self-employed persons. Size class 1 to 4 includes establishments with payroll, but no employees, during mid-March pay period. (D) denotes figures withheld to avoid disclosing data for individual companies; the data are included in broader industry totals. Detailed industries with 100 or more employees are shown if industry was not a (D). For explanation of terms, abbreviations, and data reliability/comparability, see introductory text]

NAICS code	Industry	Number of employees for week including March 12	Payroll (\$1,000)		Total number of establishments	Number of establishments by employment-size class									
			First quarter	Annual		1 to 4	5 to 9	10 to 19	20 to 49	50 to 99	100 to 249	250 to 499	500 to 999	1,000 or more	
<b>PRINCE GEORGE'S—Con.</b>															
<b>56</b>	<b>Admin. support, waste mgmt, remediation services</b>	<b>25 083</b>	<b>140 385</b>	<b>640 866</b>	<b>791</b>	<b>375</b>	<b>120</b>	<b>108</b>	<b>93</b>	<b>51</b>	<b>32</b>	<b>3</b>	<b>5</b>	<b>4</b>	
561	Administrative & support services	23 966	131 741	604 056	734	354	115	95	81	46	31	3	5	4	
5611	Office administrative services	1 286	10 058	41 258	61	30	8	9	6	4	4	—	—	—	
56111	Office administrative services	1 286	10 058	41 258	61	30	8	9	6	4	4	—	—	—	
561110	Office administrative services	1 286	10 058	41 258	61	30	8	9	6	4	4	—	—	—	
5612	Facilities support services	562	3 899	17 438	14	4	4	2	—	1	3	—	—	—	
56121	Facilities support services	562	3 899	17 438	14	4	4	2	—	1	3	—	—	—	
561210	Facilities support services	562	3 899	17 438	14	4	4	2	—	1	3	—	—	—	
5613	Employment services	7 769	57 383	275 031	81	24	6	6	17	15	10	1	—	2	
56131	Employment placement agencies	227	540	2 919	15	8	2	1	3	1	—	—	—	—	
561310	Employment placement agencies	227	540	2 919	15	8	2	1	3	1	—	—	—	—	
56132	Temporary help services	7 333	54 340	264 332	57	11	4	4	13	12	10	1	—	2	
561320	Temporary help services	7 333	54 340	264 332	57	11	4	4	13	12	10	1	—	2	
56133	Employee leasing services	209	2 503	7 780	9	5	—	1	1	2	—	—	—	—	
561330	Employee leasing services	209	2 503	7 780	9	5	—	1	1	2	—	—	—	—	
5614	Business support services	742	4 048	17 607	53	25	8	10	8	1	1	—	—	—	
56142	Telephone call centers	381	1 530	7 114	9	—	1	4	2	1	1	—	—	—	
561421	Telephone answering services	119	361	1 429	6	—	1	3	2	—	—	—	—	—	
561422	Telemarketing bureaus	262	1 169	5 685	3	—	—	1	—	1	1	—	—	—	
56143	Business service centers	159	917	4 116	22	13	4	3	2	—	—	—	—	—	
561439	Oth business service centers (incl copy shops)	125	800	3 540	12	6	1	3	2	—	—	—	—	—	
56149	Other business support services	103	844	3 390	11	7	—	1	3	—	—	—	—	—	
5615	Travel arrangement & reservation services	597	4 080	17 778	52	33	10	5	2	—	2	—	—	—	
56151	Travel agencies	(C)	(D)	(D)	37	25	8	3	1	—	—	—	—	—	
56159	Oth travel arrangement & reservation services	413	3 043	13 527	13	7	1	2	1	—	2	—	—	—	
561599	All oth travel arrange & reservation services	413	3 043	13 527	13	7	1	2	1	—	2	—	—	—	
5616	Investigation & security services	3 984	19 672	88 568	68	23	12	9	6	10	5	1	1	1	
56161	Investigation, guard & armored car services	3 409	15 633	73 236	34	11	2	5	2	7	4	1	1	1	
561612	Security guards & patrol services	2 970	12 700	58 596	17	3	—	3	2	3	3	1	1	1	
56162	Security systems services	575	4 039	15 332	34	12	10	4	4	3	1	—	—	—	
561621	Security systems services (except locksmiths)	511	3 779	14 115	22	5	6	4	3	3	1	—	—	—	
5617	Services to buildings & dwellings	5 978	21 230	102 228	342	188	59	45	33	10	4	1	1	1	
56171	Exterminating & pest control services	281	2 006	9 004	26	12	3	4	7	—	—	—	—	—	
561710	Exterminating & pest control services	281	2 006	9 004	26	12	3	4	7	—	—	—	—	—	
56172	Janitorial services	4 134	12 122	52 357	177	98	32	20	16	7	1	1	1	1	
561720	Janitorial services	4 134	12 122	52 357	177	98	32	20	16	7	1	1	1	1	
56173	Landscaping services	1 202	5 466	29 918	101	59	19	12	5	3	3	—	—	—	
561730	Landscaping services	1 202	5 466	29 918	101	59	19	12	5	3	3	—	—	—	
56174	Carpet & upholstery cleaning services	160	446	2 067	19	10	3	4	2	—	—	—	—	—	
561740	Carpet & upholstery cleaning services	160	446	2 067	19	10	3	4	2	—	—	—	—	—	
56179	Other services to buildings & dwellings	201	1 190	8 882	19	9	2	5	3	—	—	—	—	—	
561790	Other services to buildings & dwellings	201	1 190	8 882	19	9	2	5	3	—	—	—	—	—	
5619	Other support services	3 048	11 371	44 148	63	27	8	9	5	2	—	3	—	—	
56192	Convention & trade show organizers	916	4 007	15 653	11	3	1	2	2	2	—	—	1	—	
561920	Convention & trade show organizers	916	4 007	15 653	11	3	1	2	2	2	—	—	1	—	
56199	All other support services	2 098	7 283	28 189	49	23	6	7	6	3	2	—	2	—	
561990	All other support services	2 098	7 283	28 189	49	23	6	7	6	3	2	—	2	—	
562	Waste management & remediation services	1 117	8 644	36 810	57	21	5	13	12	5	1	—	—	—	
5621	Waste collection	680	5 414	23 346	30	10	3	7	6	3	1	—	—	—	
56211	Waste collection	680	5 414	23 346	30	10	3	7	6	3	1	—	—	—	
5622	Waste treatment & disposal	139	1 194	4 756	8	2	2	2	1	1	—	—	—	—	
56221	Waste treatment & disposal	139	1 194	4 756	8	2	2	2	1	1	—	—	—	—	
5629	Remediation & oth waste management services	298	2 036	8 708	19	9	—	4	5	1	—	—	—	—	
56292	Materials recovery facilities	157	1 170	4 859	5	—	—	3	1	1	—	—	—	—	
562920	Materials recovery facilities	157	1 170	4 859	5	—	—	3	1	1	—	—	—	—	
<b>61</b>	<b>Educational services</b>	<b>3 410</b>	<b>18 200</b>	<b>77 701</b>	<b>148</b>	<b>61</b>	<b>25</b>	<b>14</b>	<b>29</b>	<b>13</b>	<b>6</b>	<b>—</b>	<b>—</b>	<b>—</b>	
611	Educational services	3 410	18 200	77 701	148	61	25	14	29	13	6	—	—	—	
6111	Elementary & secondary schools	2 111	11 434	48 954	47	6	3	5	20	9	4	—	—	—	
61111	Elementary & secondary schools	2 111	11 434	48 954	47	6	3	5	20	9	4	—	—	—	
611110	Elementary & secondary schools	2 111	11 434	48 954	47	6	3	5	20	9	4	—	—	—	
6113	Colleges, universities & professional schools	466	1 870	7 562	10	6	1	—	—	1	2	—	—	—	
61131	Colleges, universities & professional schools	466	1 870	7 562	10	6	1	—	—	1	2	—	—	—	
611310	Colleges, universities & professional schools	466	1 870	7 562	10	6	1	—	—	1	2	—	—	—	
6114	Business schools & computer & mgt training	(C)	(D)	(D)	11	6	2	—	2	1	—	—	—	—	
61142	Computer training	162	1 465	6 043	8	4	2	—	1	1	—	—	—	—	
611420	Computer training	162	1 465	6 043	8	4	2	—	1	1	—	—	—	—	
6115	Technical & trade schools	249	1 821	7 920	21	9	3	5	3	1	—	—	—	—	
61151	Technical & trade schools	249	1 821	7 920	21	9	3	5	3	1	—	—	—	—	
611519	Other technical & trade schools	133	1 188	5 301	6	2	—	1	2	1	—	—	—	—	
6116	Other schools & instruction	377	1 114	4 971	51	27	15	4	4	1	—	—	—	—	
61169	All other schools & instruction	248	846	3 698	22	9	6	3	3	1	—	—	—	—	
611691	Exam preparation & tutoring	176	535	2 128	9	1	4	—	3	1	—	—	—	—	
<b>62</b>	<b>Health care and social assistance</b>	<b>22 228</b>	<b>158 925</b>	<b>697 909</b>	<b>1 536</b>	<b>805</b>	<b>378</b>	<b>190</b>	<b>102</b>	<b>25</b>	<b>24</b>	<b>7</b>	<b>3</b>	<b>2</b>	
621	Ambulatory health care services	8 352	75 630	344 196	1 168	666	308	130	46	13	3	2	—	—	
6211	Offices of physicians	3 928	43 834	201 948	583	341	158	57	19	6	1	1	—	—	
62111	Offices of physicians	3 928	43 834	201 948	583	341	158	57	19	6	1	1	—	—	
621111	Offices of physicians (exc mental health)	3 852	43 253	199 306	559	321	155	56	19	6	1	1	—	—	

See footnotes at end of table.

**Table 6. Counties—Employees, Payroll, and Establishments by Industry: 2000—Con.**

[Excludes most government employees, railroad employees, and self-employed persons. Size class 1 to 4 includes establishments with payroll, but no employees, during mid-March pay period. (D) denotes figures withheld to avoid disclosing data for individual companies; the data are included in broader industry totals. Detailed industries with 100 or more employees are shown if industry was not a (D). For explanation of terms, abbreviations, and data reliability/comparability, see introductory text]

NAICS code	Industry	Number of employees for week including March 12	Payroll (\$1,000)		Total number of establishments	Number of establishments by employment-size class																
			First quarter	Annual		1 to 4	5 to 9	10 to 19	20 to 49	50 to 99	100 to 249	250 to 499	500 to 999	1,000 or more								
<b>PRINCE GEORGE'S—Con.</b>																						
<b>62</b>	<b>Health care and social assistance—Con.</b>																					
621	Ambulatory health care services—Con.																					
6212	Offices of dentists .....	1 634	12 171	57 517	311	174	100	25	12	—	—	—	—	—	—	—	—	—	—	—		
62121	Offices of dentists .....	1 634	12 171	57 517	311	174	100	25	12	—	—	—	—	—	—	—	—	—	—	—		
621210	Offices of dentists .....	1 634	12 171	57 517	311	174	100	25	12	—	—	—	—	—	—	—	—	—	—	—		
6213	Offices of other health practitioners .....	671	4 311	20 228	153	101	31	21	—	—	—	—	—	—	—	—	—	—	—	—		
62131	Offices of chiropractors .....	126	1 189	4 971	31	24	5	2	—	—	—	—	—	—	—	—	—	—	—	—		
621310	Offices of chiropractors .....	126	1 189	4 971	31	24	5	2	—	—	—	—	—	—	—	—	—	—	—	—		
62132	Offices of optometrists .....	171	1 064	4 939	33	20	6	7	—	—	—	—	—	—	—	—	—	—	—	—		
621320	Offices of optometrists .....	171	1 064	4 939	33	20	6	7	—	—	—	—	—	—	—	—	—	—	—	—		
62134	Offices of PT, OT, speech therapy & audiology .....	126	707	3 267	28	19	4	5	—	—	—	—	—	—	—	—	—	—	—	—		
621340	Offices of PT, OT, speech therapy & audiology .....	126	707	3 267	28	19	4	5	—	—	—	—	—	—	—	—	—	—	—	—		
62139	Offices of all other health practitioners .....	170	1 009	5 356	40	24	11	5	—	—	—	—	—	—	—	—	—	—	—	—		
621391	Offices of podiatrists .....	128	780	3 801	26	14	8	4	—	—	—	—	—	—	—	—	—	—	—	—		
6214	Outpatient care centers .....	1 231	9 061	36 494	61	16	12	16	10	6	—	1	—	—	—	—	—	—	—	—		
62142	Outpatient mental health, substance abuse ctrs .....	151	825	3 583	8	3	1	2	1	1	—	—	—	—	—	—	—	—	—	—		
621420	Outpatient mental health, substance abuse ctrs .....	151	825	3 583	8	3	1	2	1	1	—	—	—	—	—	—	—	—	—	—		
62149	Other outpatient care centers .....	1 043	8 163	32 587	49	12	9	14	8	5	—	1	—	—	—	—	—	—	—	—		
621498	All other outpatient care centers .....	537	3 630	14 379	29	9	4	6	6	4	—	—	—	—	—	—	—	—	—	—		
6215	Medical & diagnostic laboratories .....	249	2 653	12 042	30	15	5	7	3	—	—	—	—	—	—	—	—	—	—	—		
62151	Medical & diagnostic laboratories .....	249	2 653	12 042	30	15	5	7	3	—	—	—	—	—	—	—	—	—	—	—		
621512	Diagnostic imaging centers .....	192	2 105	9 447	21	9	4	6	2	—	—	—	—	—	—	—	—	—	—	—		
6216	Home health care services .....	424	2 773	12 143	21	13	1	3	2	1	1	—	—	—	—	—	—	—	—	—		
62161	Home health care services .....	424	2 773	12 143	21	13	1	3	2	1	1	—	—	—	—	—	—	—	—	—		
621610	Home health care services .....	424	2 773	12 143	21	13	1	3	2	1	1	—	—	—	—	—	—	—	—	—		
6219	Other ambulatory health care services .....	215	827	3 824	9	6	1	1	—	—	1	—	—	—	—	—	—	—	—	—		
62191	Ambulance services .....	(C)	(D)	(D)	4	2	1	—	—	—	1	—	—	—	—	—	—	—	—	—		
622	Hospitals .....	(I)	(D)	(D)	8	—	—	—	—	1	1	2	2	2	2	2	2	2	2	2		
6221	General medical & surgical hospitals .....	5 066	42 033	182 282	7	—	—	—	—	—	1	2	2	2	2	2	2	2	2	2		
62211	General medical & surgical hospitals .....	5 066	42 033	182 282	7	—	—	—	—	—	1	2	2	2	2	2	2	2	2	2		
622110	General medical & surgical hospitals .....	5 066	42 033	182 282	7	—	—	—	—	—	1	2	2	2	2	2	2	2	2	2		
623	Nursing & residential care facilities .....	4 583	24 327	102 051	101	36	15	9	15	8	16	2	—	—	—	—	—	—	—	—		
6231	Nursing care facilities .....	2 782	15 852	66 501	24	5	1	—	1	3	13	1	—	—	—	—	—	—	—	—		
62311	Nursing care facilities .....	2 782	15 852	66 501	24	5	1	—	1	3	13	1	—	—	—	—	—	—	—	—		
623110	Nursing care facilities .....	2 782	15 852	66 501	24	5	1	—	1	3	13	1	—	—	—	—	—	—	—	—		
6232	Residential mental retardation, health facil .....	989	5 048	21 143	44	15	8	5	11	3	2	—	—	—	—	—	—	—	—	—		
62321	Residential mental retardation facilities .....	495	2 382	10 183	30	13	6	5	3	2	1	—	—	—	—	—	—	—	—	—		
623210	Residential mental retardation facilities .....	495	2 382	10 183	30	13	6	5	3	2	1	—	—	—	—	—	—	—	—	—		
62322	Residential mental health, subst abuse facil ..	494	2 666	10 960	14	2	2	—	8	1	1	—	—	—	—	—	—	—	—	—		
623220	Residential mental health, subst abuse facil ..	494	2 666	10 960	14	2	2	—	8	1	1	—	—	—	—	—	—	—	—	—		
6233	Community care facilities for the elderly .....	592	2 499	10 012	27	14	6	2	2	2	—	1	—	—	—	—	—	—	—	—		
62331	Community care facilities for the elderly .....	592	2 499	10 012	27	14	6	2	2	2	—	1	—	—	—	—	—	—	—	—		
6239	Other residential care facilities .....	220	928	4 395	6	2	—	2	1	—	1	—	—	—	—	—	—	—	—	—		
62399	Other residential care facilities .....	220	928	4 395	6	2	—	2	1	—	1	—	—	—	—	—	—	—	—	—		
623990	Other residential care facilities .....	220	928	4 395	6	2	—	2	1	—	1	—	—	—	—	—	—	—	—	—		
624	Social assistance .....	(H)	(D)	(D)	259	103	55	51	41	3	4	1	1	—	—	—	—	—	—	—		
6241	Individual & family services .....	1 537	5 489	23 273	74	29	14	13	13	1	3	1	—	—	—	—	—	—	—	—		
62411	Child & youth services .....	196	997	4 609	16	6	4	3	2	1	—	—	—	—	—	—	—	—	—	—		
624110	Child & youth services .....	196	997	4 609	16	6	4	3	2	1	—	—	—	—	—	—	—	—	—	—		
62412	Services for elderly & disabled persons .....	1 056	3 143	12 963	20	3	4	2	7	—	3	1	—	—	—	—	—	—	—	—		
624120	Services for elderly & disabled persons .....	1 056	3 143	12 963	20	3	4	2	7	—	3	1	—	—	—	—	—	—	—	—		
62419	Other individual & family services .....	285	1 349	5 701	38	20	6	8	4	—	—	—	—	—	—	—	—	—	—	—		
624190	Other individual & family services .....	285	1 349	5 701	38	20	6	8	4	—	—	—	—	—	—	—	—	—	—	—		
6243	Vocational rehabilitation services .....	996	5 258	20 915	10	1	2	1	3	1	1	—	1	—	—	—	—	—	—	—		
62431	Vocational rehabilitation services .....	996	5 258	20 915	10	1	2	1	3	1	1	—	1	—	—	—	—	—	—	—		
624310	Vocational rehabilitation services .....	996	5 258	20 915	10	1	2	1	3	1	1	—	1	—	—	—	—	—	—	—		
6244	Child day care services .....	1 544	5 129	21 138	159	63	35	36	24	1	—	—	—	—	—	—	—	—	—	—		
62441	Child day care services .....	1 544	5 129	21 138	159	63	35	36	24	1	—	—	—	—	—	—	—	—	—	—		
624410	Child day care services .....	1 544	5 129	21 138	159	63	35	36	24	1	—	—	—	—	—	—	—	—	—	—		
<b>71</b>	<b>Arts, entertainment &amp; recreation .....</b>	<b>2 779</b>	<b>49 075</b>	<b>150 601</b>	<b>157</b>	<b>86</b>	<b>19</b>	<b>14</b>	<b>22</b>	<b>12</b>	<b>2</b>	<b>2</b>	<b>—</b>	<b>—</b>	<b>—</b>	<b>—</b>	<b>—</b>	<b>—</b>	<b>—</b>	<b>—</b>		
711	Performing arts, spectator sports & related industries .....	879	44 331	125 611	61	39	10	6	2	1	2	1	—	—	—	—	—	—	—	—		
7112	Spectator sports .....	696	42 944	117 850	23	11	5	3	1	—	2	1	—	—	—	—	—	—	—	—		
71121	Spectator sports .....	696	42 944	117 850	23	11	5	3	1	—	2	1	—	—	—	—	—	—	—	—		
711219	Other spectator sports .....	125	529	2 389	20	11	5	3	1	—	—	—	—	—	—	—	—	—	—	—		
7113	Promoters of entertainment events .....	120	946	5 117	9	5	1	1	1	1	—	—	—	—	—	—	—	—	—	—		
713	Amusement, gambling & recreation industries .....	1 857	4 508	23 937	90	44	7	8	19	11	—	1	—	—	—	—	—	—	—	—		
7131	Amusement parks & arcades .....	(E)	(D)	(D)	6	3	1	—	—	1	—	—	—	—	—	—	—	—	—	—		
71311	Amusement & theme parks																					

**Table 6. Counties—Employees, Payroll, and Establishments by Industry: 2000—Con.**

[Excludes most government employees, railroad employees, and self-employed persons. Size class 1 to 4 includes establishments with payroll, but no employees, during mid-March pay period. (D) denotes figures withheld to avoid disclosing data for individual companies; the data are included in broader industry totals. Detailed industries with 100 or more employees are shown if industry was not a (D). For explanation of terms, abbreviations, and data reliability/comparability, see introductory text]

NAICS code	Industry	Number of employees for week including March 12	Payroll (\$1,000)		Total number of establishments	Number of establishments by employment-size class								
			First quarter	Annual		1 to 4	5 to 9	10 to 19	20 to 49	50 to 99	100 to 249	250 to 499	500 to 999	1,000 or more
<b>PRINCE GEORGE'S—Con.</b>														
<b>72</b>	<b>Accommodation &amp; food services</b>	<b>19 380</b>	<b>54 108</b>	<b>234 408</b>	<b>926</b>	<b>306</b>	<b>145</b>	<b>139</b>	<b>241</b>	<b>65</b>	<b>30</b>	—	—	—
721	Accommodation	2 675	9 673	45 945	77	25	6	9	22	5	10	—	—	—
7211	Traveler accommodation	(H)	(D)	(D)	58	11	2	9	21	5	10	—	—	—
72111	Hotels (exc casino hotels) & motels	2 561	9 335	43 965	56	11	1	8	21	5	10	—	—	—
721110	Hotels (exc casino hotels) & motels	2 561	9 335	43 965	56	11	1	8	21	5	10	—	—	—
722	Food services & drinking places	16 705	44 435	188 463	849	281	139	130	219	60	20	—	—	—
7221	Full-service restaurants	7 080	20 696	86 710	291	85	60	46	53	32	15	—	—	—
72211	Full-service restaurants	7 080	20 696	86 710	291	85	60	46	53	32	15	—	—	—
722110	Full-service restaurants	7 080	20 696	86 710	291	85	60	46	53	32	15	—	—	—
7222	Limited-service eating places	8 272	18 958	81 197	475	159	63	72	156	22	3	—	—	—
72221	Limited-service eating places	8 272	18 958	81 197	475	159	63	72	156	22	3	—	—	—
722211	Limited-service restaurants	7 657	17 321	73 689	413	132	51	59	146	22	3	—	—	—
722212	Cafeterias	135	573	2 676	12	5	4	1	2	—	—	—	—	—
722213	Snack & nonalcoholic beverage bars	480	1 064	4 832	50	22	8	12	8	—	—	—	—	—
7223	Special food services	1 032	3 888	16 651	58	26	9	10	7	4	2	—	—	—
72231	Food service contractors	632	2 303	8 865	34	12	6	9	4	2	1	—	—	—
722310	Food service contractors	632	2 303	8 865	34	12	6	9	4	2	1	—	—	—
72232	Caterers	388	1 539	7 269	19	11	1	1	3	2	1	—	—	—
722320	Caterers	388	1 539	7 269	19	11	1	1	3	2	1	—	—	—
7224	Drinking places (alcoholic beverages)	321	893	3 905	25	11	7	2	3	2	—	—	—	—
72241	Drinking places (alcoholic beverages)	321	893	3 905	25	11	7	2	3	2	—	—	—	—
722410	Drinking places (alcoholic beverages)	321	893	3 905	25	11	7	2	3	2	—	—	—	—
<b>81</b>	<b>Other services (except public administration)</b>	<b>16 508</b>	<b>98 256</b>	<b>406 581</b>	<b>1 672</b>	<b>920</b>	<b>393</b>	<b>203</b>	<b>102</b>	<b>34</b>	<b>17</b>	<b>2</b>	<b>1</b>	—
811	Repair & maintenance	4 558	32 863	140 330	575	325	135	78	28	5	3	1	—	—
8111	Automotive repair & maintenance	2 663	17 131	72 746	414	232	100	58	23	1	—	—	—	—
81111	Automotive mechanical & electrical R&M	1 298	8 410	35 635	262	157	69	32	4	—	—	—	—	—
811111	General automotive repair	1 011	6 348	26 657	210	130	53	24	3	—	—	—	—	—
811118	Other automotive mechanical & electrical R&M	170	1 097	4 569	28	15	7	5	1	—	—	—	—	—
81112	Automotive body, paint, interior & glass repair	769	6 244	27 369	104	53	24	18	9	—	—	—	—	—
811121	Automotive body, paint & interior R&M	586	4 936	22 312	78	38	19	14	7	—	—	—	—	—
811122	Automotive glass replacement shops	183	1 308	5 057	26	15	5	4	2	—	—	—	—	—
81119	Other automotive R&M	596	2 477	9 742	48	22	7	8	10	1	—	—	—	—
811192	Car washes	344	1 469	5 350	31	15	5	4	7	—	—	—	—	—
8112	Electronic & precision equipment R&M	695	6 778	28 022	48	25	10	7	1	3	2	—	—	—
81121	Electronic & precision equipment R&M	695	6 778	28 022	48	25	10	7	1	3	2	—	—	—
811211	Consumer electronics R&M	139	1 283	4 908	12	8	3	—	—	—	1	—	—	—
811212	Computer & office machine R&M	364	3 718	15 809	23	11	4	5	1	1	1	—	—	—
8113	Commercial equipment (exc auto & elec) R&M	858	6 872	29 523	47	28	7	7	3	—	1	1	—	—
81131	Commercial equipment (exc auto & elec) R&M	858	6 872	29 523	47	28	7	7	3	—	1	1	—	—
811310	Commercial equipment (exc auto & elec) R&M	858	6 872	29 523	47	28	7	7	3	—	1	1	—	—
8114	Personal & household goods R&M	342	2 082	10 039	66	40	18	6	1	1	—	—	—	—
81141	Home, garden equipment & appliance R&M	214	1 417	7 059	30	13	12	3	1	1	—	—	—	—
811412	Appliance repair & maintenance	182	1 268	6 559	22	10	7	3	1	1	—	—	—	—
812	Personal & laundry services	4 680	24 772	98 013	482	269	126	60	14	7	5	—	1	—
8121	Personal care services	1 201	3 613	15 507	206	111	55	34	5	1	—	—	—	—
81211	Hair, nail & skin care services	1 130	3 353	14 255	184	97	47	34	5	1	—	—	—	—
812112	Beauty salons	870	2 653	11 103	132	73	23	30	5	1	—	—	—	—
812113	Nail salons	216	527	2 411	40	15	22	3	—	—	—	—	—	—
8122	Death care services	494	3 275	13 080	33	11	7	9	4	1	1	—	—	—
81221	Funeral homes	157	1 068	5 342	19	6	6	6	1	—	—	—	—	—
812210	Funeral homes	157	1 068	5 342	19	6	6	6	1	—	—	—	—	—
81222	Cemeteries & crematories	337	2 207	7 738	14	5	1	3	3	1	1	—	—	—
812220	Cemeteries & crematories	337	2 207	7 738	14	5	1	3	3	1	1	—	—	—
8123	Drycleaning & laundry services	1 307	7 139	29 192	162	102	42	8	3	4	3	—	—	—
81231	Coin-operated laundries & drycleaners	300	1 472	6 086	45	25	14	3	1	2	—	—	—	—
812310	Coin-operated laundries & drycleaners	300	1 472	6 086	45	25	14	3	1	2	—	—	—	—
81232	Drycleaning & laundry services (exc coin-op)	454	1 690	7 193	109	74	28	5	1	1	—	—	—	—
812320	Drycleaning & laundry services (exc coin-op)	454	1 690	7 193	109	74	28	5	1	1	—	—	—	—
81233	Linen & uniform supply	553	3 977	15 913	8	3	—	—	1	1	3	—	—	—
8129	Other personal services	1 678	10 745	40 234	81	45	22	9	2	1	1	—	1	—
81292	Photofinishing	1 423	9 571	35 159	25	7	11	4	—	1	1	—	1	—
812921	Photofinishing laboratories (except one-hour)	1 351	9 365	34 180	15	5	5	2	—	1	1	—	1	—
81299	All other personal services	118	583	2 660	33	25	5	2	1	—	—	—	—	—
812990	All other personal services	118	583	2 660	33	25	5	2	1	—	—	—	—	—
813	Religious, grantmaking, civic, prof & like organizations	7 270	40 621	168 238	615	326	132	65	60	22	9	1	—	—
8131	Religious organizations	4 060	15 748	65 096	355	184	77	37	37	16	4	—	—	—
81311	Religious organizations	4 060	15 748	65 096	355	184	77	37	37	16	4	—	—	—
813110	Religious organizations	4 060	15 748	65 096	355	184	77	37	37	16	4	—	—	—
8132	Grantmaking & giving services	500	3 322	12 511	18	8	3	3	1	2	1	—	—	—
81321	Grantmaking & giving services	500	3 322	12 511	18	8	3	3	1	2	1	—	—	—
813212	Voluntary health organizations	352	2 225	8 273	8	2	2	2	—	1	1	—	—	—
813219	Other grantmaking & giving services	103	844	3 254	3	1	1	—	—	1	—	—	—	—
8133	Social advocacy organizations	212	1 168	5 312	18	12	3	1	1	—	1	—	—	—
81331	Social advocacy organizations	212	1 168	5 312	18	12	3	1	1	—	1	—	—	—
813319	Other social advocacy organizations	142	728	2 834	8	5	2	—	—	—	1	—	—	—

See footnotes at end of table.

**Table 6. Counties—Employees, Payroll, and Establishments by Industry: 2000—Con.**

[Excludes most government employees, railroad employees, and self-employed persons. Size class 1 to 4 includes establishments with payroll, but no employees, during mid-March pay period. (D) denotes figures withheld to avoid disclosing data for individual companies; the data are included in broader industry totals. Detailed industries with 100 or more employees are shown if industry was not a (D). For explanation of terms, abbreviations, and data reliability/comparability, see introductory text]

NAICS code	Industry	Number of employees for week including March 12	Payroll (\$1,000)		Total number of establishments	Number of establishments by employment-size class									
			First quarter	Annual		1 to 4	5 to 9	10 to 19	20 to 49	50 to 99	100 to 249	250 to 499	500 to 999	1,000 or more	
<b>PRINCE GEORGE'S—Con.</b>															
<b>81</b>	<b>Other services (except public administration)—Con.</b>														
813	Religious, grantmaking, civic, prof & like organizations—Con.														
8134	Civic & social organizations	438	1 395	6 172	50	22	13	9	5	1	—	—	—	—	
81341	Civic & social organizations	438	1 395	6 172	50	22	13	9	5	1	—	—	—	—	
813410	Civic & social organizations	438	1 395	6 172	50	22	13	9	5	1	—	—	—	—	
8139	Business, labor, political, like organizations	2 060	18 988	79 147	174	100	36	15	16	3	3	1	—	—	
81391	Business associations	211	2 418	9 812	27	17	3	2	5	—	—	—	—	—	
813910	Business associations	211	2 418	9 812	27	17	3	2	5	—	—	—	—	—	
81392	Professional organizations	396	3 505	14 645	31	14	9	2	4	1	1	—	—	—	
813920	Professional organizations	396	3 505	14 645	31	14	9	2	4	1	1	—	—	—	
81393	Labor unions & similar labor organizations	1 133	11 172	46 955	53	29	9	5	5	2	2	1	—	—	
813930	Labor unions & similar labor organizations	1 133	11 172	46 955	53	29	9	5	5	2	2	1	—	—	
81399	Oth similar organizations (exc business, prof, labor, pol)	316	1 882	7 668	59	36	15	6	2	—	—	—	—	—	
813990	Oth similar organizations (exc business, prof, labor, pol)	316	1 882	7 668	59	36	15	6	2	—	—	—	—	—	
<b>95</b>	<b>Auxiliaries (exc corporate, subsidiary &amp; regional mgt)</b>	(G)	(D)	(D)	<b>28</b>	<b>7</b>	<b>3</b>	<b>6</b>	<b>7</b>	<b>1</b>	<b>3</b>	<b>1</b>	—	—	
<b>99</b>	<b>Unclassified establishments</b>	(C)	(D)	(D)	<b>161</b>	<b>147</b>	<b>9</b>	<b>4</b>	<b>1</b>	—	—	—	—	—	
<b>QUEEN ANNE'S</b>															
	<b>Total</b>	<b>9 575</b>	<b>47 991</b>	<b>220 756</b>	<b>1 197</b>	<b>724</b>	<b>236</b>	<b>141</b>	<b>65</b>	<b>20</b>	<b>10</b>	<b>1</b>	—	—	
<b>11</b>	<b>Forestry, fishing, hunting, and agriculture support</b>	(A)	(D)	(D)	<b>5</b>	<b>5</b>	—	—	—	—	—	—	—	—	
<b>22</b>	<b>Utilities</b>	(B)	(D)	(D)	<b>4</b>	<b>1</b>	<b>1</b>	<b>2</b>	—	—	—	—	—	—	
<b>23</b>	<b>Construction</b>	<b>1 187</b>	<b>6 333</b>	<b>28 686</b>	<b>266</b>	<b>189</b>	<b>47</b>	<b>26</b>	<b>2</b>	<b>1</b>	<b>1</b>	—	—	—	
233	Building, developing & general contracting	428	2 243	10 027	105	76	22	6	—	1	—	—	—	—	
2332	Residential building construction	320	1 783	8 170	87	62	20	5	—	—	—	—	—	—	
23321	Single-family housing construction	274	1 540	7 140	80	59	17	4	—	—	—	—	—	—	
233210	Single-family housing construction	274	1 540	7 140	80	59	17	4	—	—	—	—	—	—	
2333	Nonresidential building construction	(C)	(D)	(D)	15	11	2	1	—	1	—	—	—	—	
23332	Commercial & institutional bldg construction	103	438	1 739	14	11	1	1	—	1	—	—	—	—	
233320	Commercial & institutional bldg construction	103	438	1 739	14	11	1	1	—	1	—	—	—	—	
234	Heavy construction	113	716	2 636	3	1	1	—	—	—	1	—	—	—	
2349	Other heavy construction	113	716	2 636	3	1	1	—	—	—	1	—	—	—	
23499	All other heavy construction	(C)	(D)	(D)	1	—	—	—	—	—	1	—	—	—	
235	Special trade contractors	646	3 374	16 023	158	112	24	20	2	—	—	—	—	—	
2351	Plumbing, heating & AC contractor	130	686	2 970	30	20	5	5	—	—	—	—	—	—	
23511	Plumbing, heating & AC contractor	130	686	2 970	30	20	5	5	—	—	—	—	—	—	
235110	Plumbing, heating & AC contractor	130	686	2 970	30	20	5	5	—	—	—	—	—	—	
2353	Electrical contractors	106	638	3 294	20	11	4	5	—	—	—	—	—	—	
23531	Electrical contractors	106	638	3 294	20	11	4	5	—	—	—	—	—	—	
235310	Electrical contractors	106	638	3 294	20	11	4	5	—	—	—	—	—	—	
2359	Other special trade contractors	100	519	2 587	30	23	4	3	—	—	—	—	—	—	
<b>31-33</b>	<b>Manufacturing</b>	<b>987</b>	<b>6 986</b>	<b>33 485</b>	<b>40</b>	<b>13</b>	<b>11</b>	<b>3</b>	<b>8</b>	<b>1</b>	<b>4</b>	—	—	—	
311	Food mfg	245	1 918	10 283	5	1	—	—	3	—	1	—	—	—	
3116	Animal slaughtering & processing	(C)	(D)	(D)	1	—	—	—	—	—	1	—	—	—	
31161	Animal slaughtering & processing	(C)	(D)	(D)	1	—	—	—	—	—	1	—	—	—	
321	Wood product mfg	(C)	(D)	(D)	2	—	—	—	—	1	1	—	—	—	
3219	Other wood product mfg	(C)	(D)	(D)	1	—	—	—	—	—	1	—	—	—	
32191	Millwork	(C)	(D)	(D)	1	—	—	—	—	—	1	—	—	—	
323	Printing & related support activities	(C)	(D)	(D)	3	—	1	1	—	—	1	—	—	—	
3231	Printing & related support activities	(C)	(D)	(D)	3	—	1	1	—	—	1	—	—	—	
32311	Printing	(C)	(D)	(D)	3	—	1	1	—	—	1	—	—	—	
332	Fabricated metal product mfg	108	802	3 529	5	2	—	1	2	—	—	—	—	—	
339	Miscellaneous mfg	(C)	(D)	(D)	5	3	—	—	1	—	1	—	—	—	
3399	Other miscellaneous mfg	(C)	(D)	(D)	3	2	—	—	—	—	1	—	—	—	
33999	All other misc mfg	(C)	(D)	(D)	1	—	—	—	—	—	1	—	—	—	
<b>42</b>	<b>Wholesale trade</b>	<b>610</b>	<b>4 382</b>	<b>20 115</b>	<b>78</b>	<b>48</b>	<b>14</b>	<b>8</b>	<b>6</b>	<b>2</b>	—	—	—	—	
421	Wholesale trade, durable goods	317	2 189	9 689	50	34	8	4	3	1	—	—	—	—	
422	Wholesale trade, nondurable goods	293	2 193	10 426	28	14	6	4	3	1	—	—	—	—	
4224	Grocery & related product whse	190	1 250	5 798	15	7	4	1	2	1	—	—	—	—	
42246	Fish & seafood whse	173	1 130	5 247	8	2	2	1	2	1	—	—	—	—	
422460	Fish & seafood whse	173	1 130	5 247	8	2	2	1	2	1	—	—	—	—	

See footnotes at end of table.

**Table 6. Counties—Employees, Payroll, and Establishments by Industry: 2000—Con.**

[Excludes most government employees, railroad employees, and self-employed persons. Size class 1 to 4 includes establishments with payroll, but no employees, during mid-March pay period. (D) denotes figures withheld to avoid disclosing data for individual companies; the data are included in broader industry totals. Detailed industries with 100 or more employees are shown if industry was not a (D). For explanation of terms, abbreviations, and data reliability/comparability, see introductory text]

NAICS code	Industry	Number of employees for week including March 12	Payroll (\$1,000)		Total number of establishments	Number of establishments by employment-size class								
			First quarter	Annual		1 to 4	5 to 9	10 to 19	20 to 49	50 to 99	100 to 249	250 to 499	500 to 999	1,000 or more
<b>QUEEN ANNE'S—Con.</b>														
<b>44-45</b>	<b>Retail trade</b> .....	<b>1 815</b>	<b>8 120</b>	<b>36 560</b>	<b>212</b>	<b>87</b>	<b>65</b>	<b>44</b>	<b>11</b>	<b>4</b>	<b>1</b>	-	-	-
441	Motor vehicle & parts dealers .....	324	2 292	11 464	29	8	9	8	3	1	-	-	-	-
4412	Other motor vehicle dealers .....	186	1 478	8 178	15	3	5	5	1	1	-	-	-	-
44122	Motorcycle & boat & other MV dealers .....	186	1 478	8 178	15	3	5	5	1	1	-	-	-	-
442	Furniture & home furnishing stores .....	114	485	2 119	17	6	6	5	-	-	-	-	-	-
444	Bldg material & garden equip & supp dealers .....	148	777	3 426	21	12	3	4	2	-	-	-	-	-
445	Food & beverage stores .....	381	1 531	6 399	28	12	6	5	2	3	-	-	-	-
4451	Grocery stores .....	263	1 256	5 282	12	5	2	1	1	3	-	-	-	-
44511	Grocery (except convenience) stores .....	236	1 190	4 942	7	2	1	-	1	3	-	-	-	-
445110	Grocery (except convenience) stores .....	236	1 190	4 942	7	2	1	-	1	3	-	-	-	-
447	Gasoline stations .....	180	523	2 251	21	5	7	7	2	-	-	-	-	-
4471	Gasoline stations .....	180	523	2 251	21	5	7	7	2	-	-	-	-	-
44711	Gasoline stations with convenience stores .....	122	311	1 369	13	4	3	4	2	-	-	-	-	-
447110	Gasoline stations with convenience stores .....	122	311	1 369	13	4	3	4	2	-	-	-	-	-
448	Clothing & clothing accessories stores .....	282	842	3 612	39	12	21	4	2	-	-	-	-	-
4481	Clothing stores .....	195	594	2 489	27	7	16	3	1	-	-	-	-	-
452	General merchandise stores .....	154	519	2 292	5	1	1	2	-	-	1	-	-	-
4521	Department stores .....	(C)	(D)	(D)	1	-	-	-	-	-	1	-	-	-
45211	Department stores .....	(C)	(D)	(D)	1	-	-	-	-	-	1	-	-	-
<b>48-49</b>	<b>Transportation &amp; warehousing</b> .....	<b>581</b>	<b>3 445</b>	<b>13 964</b>	<b>44</b>	<b>38</b>	<b>3</b>	<b>2</b>	-	-	-	<b>1</b>	-	-
488	Transportation support activities .....	(E)	(D)	(D)	5	4	-	-	-	-	-	1	-	-
4882	Rail transportation support activities .....	(E)	(D)	(D)	1	-	-	-	-	-	-	1	-	-
48821	Rail transportation support activities .....	(E)	(D)	(D)	1	-	-	-	-	-	-	1	-	-
<b>51</b>	<b>Information</b> .....	<b>114</b>	<b>1 125</b>	<b>5 114</b>	<b>18</b>	<b>10</b>	<b>3</b>	<b>4</b>	<b>1</b>	-	-	-	-	-
<b>52</b>	<b>Finance &amp; insurance</b> .....	<b>228</b>	<b>1 403</b>	<b>5 942</b>	<b>46</b>	<b>33</b>	<b>7</b>	<b>4</b>	<b>2</b>	-	-	-	-	-
522	Credit intermediation & related activities .....	(C)	(D)	(D)	22	10	6	4	2	-	-	-	-	-
5221	Depository credit intermediation .....	170	1 029	4 340	15	3	6	4	2	-	-	-	-	-
52211	Commercial banking .....	170	1 029	4 340	15	3	6	4	2	-	-	-	-	-
522110	Commercial banking .....	170	1 029	4 340	15	3	6	4	2	-	-	-	-	-
<b>53</b>	<b>Real estate &amp; rental &amp; leasing</b> .....	<b>105</b>	<b>417</b>	<b>1 987</b>	<b>41</b>	<b>34</b>	<b>4</b>	<b>3</b>	-	-	-	-	-	-
<b>54</b>	<b>Professional, scientific &amp; technical services</b> .....	<b>468</b>	<b>3 049</b>	<b>13 032</b>	<b>103</b>	<b>81</b>	<b>15</b>	<b>5</b>	<b>1</b>	-	<b>1</b>	-	-	-
541	Professional, scientific & technical services .....	468	3 049	13 032	103	81	15	5	1	-	1	-	-	-
5418	Advertising & related services .....	(C)	(D)	(D)	5	3	1	-	-	-	1	-	-	-
54186	Direct mail advertising .....	(C)	(D)	(D)	1	-	-	-	-	-	1	-	-	-
<b>55</b>	<b>Management of companies &amp; enterprises</b> .....	<b>(B)</b>	<b>(D)</b>	<b>(D)</b>	<b>3</b>	<b>1</b>	<b>1</b>	-	-	<b>1</b>	-	-	-	-
<b>56</b>	<b>Admin, support, waste mgt, remediation services</b> .....	<b>226</b>	<b>1 279</b>	<b>5 232</b>	<b>51</b>	<b>34</b>	<b>11</b>	<b>4</b>	<b>2</b>	-	-	-	-	-
561	Administrative & support services .....	224	1 274	5 155	48	31	11	4	2	-	-	-	-	-
5617	Services to buildings & dwellings .....	120	306	1 756	29	21	4	3	1	-	-	-	-	-
<b>61</b>	<b>Educational services</b> .....	<b>179</b>	<b>783</b>	<b>3 318</b>	<b>9</b>	<b>4</b>	-	<b>1</b>	<b>3</b>	<b>1</b>	-	-	-	-
611	Educational services .....	179	783	3 318	9	4	-	1	3	1	-	-	-	-
6111	Elementary & secondary schools .....	123	432	1 876	3	-	-	-	2	1	-	-	-	-
61111	Elementary & secondary schools .....	123	432	1 876	3	-	-	-	2	1	-	-	-	-
611110	Elementary & secondary schools .....	123	432	1 876	3	-	-	-	2	1	-	-	-	-
<b>62</b>	<b>Health care and social assistance</b> .....	<b>595</b>	<b>2 872</b>	<b>14 223</b>	<b>50</b>	<b>23</b>	<b>13</b>	<b>8</b>	<b>4</b>	-	<b>2</b>	-	-	-
621	Ambulatory health care services .....	(E)	(D)	(D)	35	16	11	5	2	-	1	-	-	-
6214	Outpatient care centers .....	(C)	(D)	(D)	1	-	-	-	-	-	1	-	-	-
62149	Other outpatient care centers .....	(C)	(D)	(D)	1	-	-	-	-	-	1	-	-	-
623	Nursing & residential care facilities .....	(C)	(D)	(D)	4	1	2	-	-	-	1	-	-	-
6231	Nursing care facilities .....	(C)	(D)	(D)	1	-	-	-	-	-	1	-	-	-
62311	Nursing care facilities .....	(C)	(D)	(D)	1	-	-	-	-	-	1	-	-	-
<b>71</b>	<b>Arts, entertainment &amp; recreation</b> .....	<b>196</b>	<b>722</b>	<b>3 723</b>	<b>25</b>	<b>12</b>	<b>5</b>	<b>6</b>	<b>2</b>	-	-	-	-	-
713	Amusement, gambling & recreation industries .....	(C)	(D)	(D)	19	9	3	5	2	-	-	-	-	-
7139	Other amusement & recreation industries .....	(C)	(D)	(D)	18	8	3	5	2	-	-	-	-	-
<b>72</b>	<b>Accommodation &amp; food services</b> .....	<b>1 618</b>	<b>4 240</b>	<b>22 189</b>	<b>70</b>	<b>20</b>	<b>10</b>	<b>9</b>	<b>20</b>	<b>10</b>	<b>1</b>	-	-	-
721	Accommodation .....	210	608	2 996	7	-	1	1	4	1	-	-	-	-
7211	Traveler accommodation .....	(C)	(D)	(D)	6	-	1	1	3	1	-	-	-	-
72111	Hotels (exc casino hotels) & motels .....	(C)	(D)	(D)	6	-	1	1	3	1	-	-	-	-
722	Food services & drinking places .....	1 408	3 632	19 193	63	20	9	8	16	9	1	-	-	-
7221	Full-service restaurants .....	952	2 584	13 788	30	6	5	2	9	7	1	-	-	-
72211	Full-service restaurants .....	952	2 584	13 788	30	6	5	2	9	7	1	-	-	-
722110	Full-service restaurants .....	952	2 584	13 788	30	6	5	2	9	7	1	-	-	-
7222	Limited-service eating places .....	299	708	3 604	19	8	-	4	6	1	-	-	-	-
72221	Limited-service eating places .....	299	708	3 604	19	8	-	4	6	1	-	-	-	-
722211	Limited-service restaurants .....	299	708	3 604	19	8	-	4	6	1	-	-	-	-
7223	Special food services .....	111	211	1 295	8	3	2	2	-	1	-	-	-	-

See footnotes at end of table.



**Table 6. Counties—Employees, Payroll, and Establishments by Industry: 2000—Con.**

[Excludes most government employees, railroad employees, and self-employed persons. Size class 1 to 4 includes establishments with payroll, but no employees, during mid-March pay period. (D) denotes figures withheld to avoid disclosing data for individual companies; the data are included in broader industry totals. Detailed industries with 100 or more employees are shown if industry was not a (D). For explanation of terms, abbreviations, and data reliability/comparability, see introductory text]

NAICS code	Industry	Number of employees for week including March 12	Payroll (\$1,000)		Total number of establishments	Number of establishments by employment-size class									
			First quarter	Annual		1 to 4	5 to 9	10 to 19	20 to 49	50 to 99	100 to 249	250 to 499	500 to 999	1,000 or more	
<b>QUEEN ANNE'S—Con.</b>															
<b>81</b>	<b>Other services (except public administration)</b>	<b>492</b>	<b>1 831</b>	<b>8 553</b>	<b>107</b>	<b>70</b>	<b>24</b>	<b>10</b>	<b>3</b>	—	—	—	—	—	
811	Repair & maintenance	168	929	4 193	47	33	9	5	—	—	—	—	—	—	
8111	Automotive repair & maintenance	127	715	3 158	27	16	6	5	—	—	—	—	—	—	
812	Personal & laundry services	163	351	1 807	22	13	4	3	2	—	—	—	—	—	
813	Religious, grantmaking, civic, prof & like organizations	161	551	2 553	38	24	11	2	1	—	—	—	—	—	
<b>95</b>	<b>Auxiliaries (exc corporate, subsidiary &amp; regional mgt)</b>	<b>(A)</b>	<b>(D)</b>	<b>(D)</b>	<b>2</b>	—	<b>1</b>	<b>1</b>	—	—	—	—	—	—	
<b>99</b>	<b>Unclassified establishments</b>	<b>(B)</b>	<b>(D)</b>	<b>(D)</b>	<b>23</b>	<b>21</b>	<b>1</b>	<b>1</b>	—	—	—	—	—	—	
<b>ST. MARY'S</b>															
	<b>Total</b>	<b>22 148</b>	<b>152 284</b>	<b>659 276</b>	<b>1 689</b>	<b>915</b>	<b>310</b>	<b>237</b>	<b>140</b>	<b>52</b>	<b>28</b>	<b>4</b>	<b>3</b>	—	
<b>11</b>	<b>Forestry, fishing, hunting, and agriculture support</b>	<b>(A)</b>	<b>(D)</b>	<b>(D)</b>	<b>4</b>	<b>4</b>	—	—	—	—	—	—	—	—	
<b>21</b>	<b>Mining</b>	<b>(B)</b>	<b>(D)</b>	<b>(D)</b>	<b>3</b>	<b>1</b>	<b>1</b>	—	<b>1</b>	—	—	—	—	—	
<b>22</b>	<b>Utilities</b>	<b>(B)</b>	<b>(D)</b>	<b>(D)</b>	<b>1</b>	—	—	—	—	<b>1</b>	—	—	—	—	
<b>23</b>	<b>Construction</b>	<b>1 762</b>	<b>10 317</b>	<b>48 754</b>	<b>280</b>	<b>181</b>	<b>44</b>	<b>32</b>	<b>20</b>	<b>2</b>	<b>1</b>	—	—	—	
233	Building, developing & general contracting	607	3 417	15 996	102	74	15	8	3	1	1	—	—	—	
2332	Residential building construction	(E)	(D)	(D)	87	65	13	6	2	1	—	—	—	—	
23321	Single-family housing construction	412	2 059	9 510	84	63	12	6	2	1	—	—	—	—	
233210	Single-family housing construction	412	2 059	9 510	84	63	12	6	2	1	—	—	—	—	
2333	Nonresidential building construction	175	1 244	6 205	12	7	2	1	1	—	1	—	—	—	
23332	Commercial & institutional bldg construction	175	1 244	6 205	12	7	2	1	1	—	1	—	—	—	
233320	Commercial & institutional bldg construction	175	1 244	6 205	12	7	2	1	1	—	1	—	—	—	
234	Heavy construction	215	1 498	7 476	20	10	3	3	3	1	—	—	—	—	
2341	Highway, street, bridge & tunnel construction	102	638	3 988	6	3	—	1	1	1	—	—	—	—	
23411	Highway & street construction	102	638	3 988	6	3	—	1	1	1	—	—	—	—	
234110	Highway & street construction	102	638	3 988	6	3	—	1	1	1	—	—	—	—	
2349	Other heavy construction	113	860	3 488	14	7	3	2	2	—	—	—	—	—	
235	Special trade contractors	940	5 402	25 282	158	97	26	21	14	—	—	—	—	—	
2351	Plumbing, heating & AC contractor	288	1 778	8 002	31	13	5	8	5	—	—	—	—	—	
23511	Plumbing, heating & AC contractor	288	1 778	8 002	31	13	5	8	5	—	—	—	—	—	
235110	Plumbing, heating & AC contractor	288	1 778	8 002	31	13	5	8	5	—	—	—	—	—	
2354	Masonry, drywall, insulation, tile contractors	128	675	3 949	22	12	5	4	1	—	—	—	—	—	
2359	Other special trade contractors	131	739	3 742	24	15	6	1	2	—	—	—	—	—	
<b>31-33</b>	<b>Manufacturing</b>	<b>664</b>	<b>3 505</b>	<b>14 873</b>	<b>30</b>	<b>13</b>	<b>7</b>	<b>5</b>	<b>2</b>	—	<b>3</b>	—	—	—	
323	Printing & related support activities	202	1 092	4 529	5	2	1	1	—	—	1	—	—	—	
3231	Printing & related support activities	202	1 092	4 529	5	2	1	1	—	—	1	—	—	—	
32311	Printing	202	1 092	4 529	5	2	1	1	—	—	1	—	—	—	
326	Plastics & rubber products mfg	(C)	(D)	(D)	1	—	—	—	—	—	1	—	—	—	
3261	Plastics product mfg	(C)	(D)	(D)	1	—	—	—	—	—	1	—	—	—	
32619	Other plastics product mfg	(C)	(D)	(D)	1	—	—	—	—	—	1	—	—	—	
335	Electrical equip, appliance & component mfg	(C)	(D)	(D)	1	—	—	—	—	—	1	—	—	—	
3353	Electrical equipment mfg	(C)	(D)	(D)	1	—	—	—	—	—	1	—	—	—	
33531	Electrical equipment mfg	(C)	(D)	(D)	1	—	—	—	—	—	1	—	—	—	
<b>42</b>	<b>Wholesale trade</b>	<b>152</b>	<b>1 064</b>	<b>4 501</b>	<b>26</b>	<b>14</b>	<b>8</b>	<b>3</b>	<b>1</b>	—	—	—	—	—	
421	Wholesale trade, durable goods	102	762	3 379	18	9	7	2	—	—	—	—	—	—	
<b>44-45</b>	<b>Retail trade</b>	<b>3 740</b>	<b>16 807</b>	<b>73 332</b>	<b>270</b>	<b>121</b>	<b>51</b>	<b>57</b>	<b>24</b>	<b>14</b>	<b>2</b>	<b>1</b>	—	—	
441	Motor vehicle & parts dealers	394	2 687	11 765	32	10	8	9	4	1	—	—	—	—	
4411	Automobile dealers	(C)	(D)	(D)	9	2	1	1	4	1	—	—	—	—	
44111	New car dealers	190	1 528	6 621	6	—	1	—	4	1	—	—	—	—	
441110	New car dealers	190	1 528	6 621	6	—	1	—	4	1	—	—	—	—	
4413	Automotive parts, accessories & tire stores	173	977	4 221	19	5	6	8	—	—	—	—	—	—	
44131	Automotive parts, accessories & tire stores	114	506	2 196	13	4	4	5	—	—	—	—	—	—	
441310	Automotive parts, accessories & tire stores	114	506	2 196	13	4	4	5	—	—	—	—	—	—	
442	Furniture & home furnishing stores	154	938	4 128	13	4	4	3	1	1	—	—	—	—	
444	Bldg material & garden equip & supp dealers	345	1 760	7 782	24	7	7	7	1	2	—	—	—	—	
4441	Building material & supplies dealers	270	1 430	6 382	17	6	6	2	1	2	—	—	—	—	
44411	Home centers	(C)	(D)	(D)	2	1	—	—	—	—	—	—	—	—	
44419	Other building material dealers	127	810	3 635	9	3	3	2	—	1	—	—	—	—	
444190	Other building material dealers	127	810	3 635	9	3	3	2	—	1	—	—	—	—	
445	Food & beverage stores	955	4 453	21 319	57	30	7	7	6	6	1	—	—	—	
4451	Grocery stores	873	4 166	20 092	38	17	4	4	6	6	1	—	—	—	
44511	Grocery (except convenience) stores	779	3 922	19 150	22	8	1	1	5	6	1	—	—	—	
445110	Grocery (except convenience) stores	779	3 922	19 150	22	8	1	1	5	6	1	—	—	—	
446	Health & personal care stores	182	964	3 645	18	8	1	6	3	—	—	—	—	—	
4461	Health & personal care stores	182	964	3 645	18	8	1	6	3	—	—	—	—	—	
44611	Pharmacies & drug stores	165	895	3 354	11	2	1	5	3	—	—	—	—	—	
446110	Pharmacies & drug stores	165	895	3 354	11	2	1	5	3	—	—	—	—	—	

See footnotes at end of table.

**Table 6. Counties—Employees, Payroll, and Establishments by Industry: 2000—Con.**

[Excludes most government employees, railroad employees, and self-employed persons. Size class 1 to 4 includes establishments with payroll, but no employees, during mid-March pay period. (D) denotes figures withheld to avoid disclosing data for individual companies; the data are included in broader industry totals. Detailed industries with 100 or more employees are shown if industry was not a (D). For explanation of terms, abbreviations, and data reliability/comparability, see introductory text]

NAICS code	Industry	Number of employees for week including March 12	Payroll (\$1,000)		Total number of establishments	Number of establishments by employment-size class								
			First quarter	Annual		1 to 4	5 to 9	10 to 19	20 to 49	50 to 99	100 to 249	250 to 499	500 to 999	1,000 or more
<b>ST. MARY'S—Con.</b>														
<b>44-45 Retail trade—Con.</b>														
447	Gasoline stations .....	347	1 114	4 305	37	14	6	12	5	—	—	—	—	—
4471	Gasoline stations .....	347	1 114	4 305	37	14	6	12	5	—	—	—	—	—
44711	Gasoline stations with convenience stores .....	292	924	3 528	23	5	1	12	5	—	—	—	—	—
447110	Gasoline stations with convenience stores .....	292	924	3 528	23	5	1	12	5	—	—	—	—	—
448	Clothing & clothing accessories stores .....	197	568	2 343	21	11	5	3	1	1	—	—	—	—
4481	Clothing stores .....	158	407	1 655	10	5	1	2	1	1	—	—	—	—
44814	Family clothing stores .....	121	342	1 373	3	—	1	—	1	1	—	—	—	—
448140	Family clothing stores .....	121	342	1 373	3	—	1	—	1	1	—	—	—	—
452	General merchandise stores .....	795	2 627	10 477	10	1	4	—	1	2	1	1	—	—
4521	Department stores .....	764	2 545	10 108	5	—	—	—	1	2	1	1	—	—
45211	Department stores .....	764	2 545	10 108	5	—	—	—	1	2	1	1	—	—
452110	Department stores .....	764	2 545	10 108	5	—	—	—	1	2	1	1	—	—
453	Miscellaneous store retailers .....	167	635	2 948	26	18	2	5	—	1	—	—	—	—
<b>48-49 Transportation &amp; warehousing .....</b>														
484	Truck transportation .....	113	630	2 719	33	26	3	3	1	—	—	—	—	—
485	Transit & ground passenger transportation .....	182	540	1 983	78	72	5	—	1	—	—	—	—	—
4854	School & employee bus transportation .....	143	435	1 576	69	65	4	—	—	—	—	—	—	—
48541	School & employee bus transportation .....	143	435	1 576	69	65	4	—	—	—	—	—	—	—
485410	School & employee bus transportation .....	143	435	1 576	69	65	4	—	—	—	—	—	—	—
<b>51 Information .....</b>														
514	Information & data processing services .....	100	1 687	6 716	5	2	1	1	—	1	—	—	—	—
<b>52 Finance &amp; insurance .....</b>														
522	Credit intermediation & related activities .....	326	2 009	8 399	31	8	11	9	2	1	—	—	—	—
5221	Depository credit intermediation .....	(E)	(D)	(D)	24	3	9	9	2	1	—	—	—	—
52211	Commercial banking .....	211	1 296	5 208	19	3	7	7	1	1	—	—	—	—
522110	Commercial banking .....	211	1 296	5 208	19	3	7	7	1	1	—	—	—	—
524	Insurance carriers & related activities .....	(C)	(D)	(D)	31	24	5	2	—	—	—	—	—	—
5242	Agencies & other insurance related activities .....	(C)	(D)	(D)	27	20	5	2	—	—	—	—	—	—
52421	Insurance agencies & brokerages .....	(C)	(D)	(D)	27	20	5	2	—	—	—	—	—	—
<b>53 Real estate &amp; rental &amp; leasing .....</b>														
531	Real estate .....	155	749	3 562	47	37	7	3	—	—	—	—	—	—
<b>54 Professional, scientific &amp; technical services .....</b>														
541	Professional, scientific & technical services .....	6 401	72 273	306 755	225	108	39	28	21	13	12	2	2	—
5413	Architectural, engineering & related services .....	2 946	37 732	156 053	76	22	16	13	8	7	9	—	1	—
54133	Engineering services .....	2 880	37 263	153 906	63	17	9	12	8	7	9	—	1	—
541330	Engineering services .....	2 880	37 263	153 906	63	17	9	12	8	7	9	—	1	—
5415	Computer systems design & related services .....	1 128	14 561	66 935	48	19	8	7	10	1	2	1	—	—
54151	Computer systems design & related services .....	1 128	14 561	66 935	48	19	8	7	10	1	2	1	—	—
541511	Custom computer programming services .....	268	3 313	13 894	22	7	5	4	6	—	—	—	—	—
541512	Computer systems design services .....	736	10 176	48 645	19	7	3	3	3	—	2	1	—	—
5416	Management, sci & tech consulting services .....	373	4 715	20 149	17	12	1	1	1	1	1	—	—	—
54161	Management consulting services .....	351	4 379	17 850	10	6	1	—	1	1	1	—	—	—
541611	Admin & gen management consulting services .....	348	4 356	17 760	7	3	1	—	1	1	1	—	—	—
5417	Scientific R&D services .....	258	3 537	14 147	9	5	1	—	—	3	—	—	—	—
54171	R&D in physical, engineering & life sciences .....	258	3 537	14 147	9	5	1	—	—	3	—	—	—	—
541710	R&D in physical, engineering & life sciences .....	258	3 537	14 147	9	5	1	—	—	3	—	—	—	—
5419	Oth professional, scientific, technical services .....	(G)	(D)	(D)	18	10	2	2	—	—	—	1	1	—
54199	All oth prof, scientific & technical services .....	(G)	(D)	(D)	9	6	—	1	—	—	—	1	1	—
<b>55 Management of companies &amp; enterprises .....</b>														
551	Management of companies & enterprises .....	(C)	(D)	(D)	3	1	—	—	1	1	—	—	—	—
5511	Management of companies & enterprises .....	(C)	(D)	(D)	3	1	—	—	1	1	—	—	—	—
55111	Management of companies & enterprises .....	(C)	(D)	(D)	3	1	—	—	1	1	—	—	—	—
<b>56 Admin, support, waste mgt, remediation services .....</b>														
561	Administrative & support services .....	(G)	(D)	(D)	74	39	10	15	4	1	5	—	—	—
5611	Office administrative services .....	(C)	(D)	(D)	3	1	—	1	—	—	1	—	—	—
56111	Office administrative services .....	(C)	(D)	(D)	3	1	—	1	—	—	1	—	—	—
5612	Facilities support services .....	(E)	(D)	(D)	2	—	—	—	—	—	2	—	—	—
56121	Facilities support services .....	(E)	(D)	(D)	2	—	—	—	—	—	2	—	—	—
5613	Employment services .....	172	1 250	5 246	4	—	—	1	2	—	1	—	—	—
56132	Temporary help services .....	172	1 250	5 246	4	—	—	1	2	—	1	—	—	—
561320	Temporary help services .....	172	1 250	5 246	4	—	—	1	2	—	1	—	—	—
5617	Services to buildings & dwellings .....	461	1 183	5 941	45	27	5	9	2	1	1	—	—	—
56172	Janitorial services .....	364	857	4 162	21	9	3	5	2	1	1	—	—	—
561720	Janitorial services .....	364	857	4 162	21	9	3	5	2	1	1	—	—	—
<b>61 Educational services .....</b>														
611	Educational services .....	521	2 659	11 336	25	6	4	7	6	1	1	—	—	—
6111	Elementary & secondary schools .....	261	1 281	5 294	10	—	1	4	4	1	—	—	—	—
61111	Elementary & secondary schools .....	261	1 281	5 294	10	—	1	4	4	1	—	—	—	—
611110	Elementary & secondary schools .....	261	1 281	5 294	10	—	1	4	4	1	—	—	—	—
6115	Technical & trade schools .....	(C)	(D)	(D)	2	1	—	—	—	—	1	—	—	—
61151	Technical & trade schools .....	(C)	(D)	(D)	2	1	—	—	—	—	1	—	—	—

See footnotes at end of table.

**Table 6. Counties—Employees, Payroll, and Establishments by Industry: 2000—Con.**

[Excludes most government employees, railroad employees, and self-employed persons. Size class 1 to 4 includes establishments with payroll, but no employees, during mid-March pay period. (D) denotes figures withheld to avoid disclosing data for individual companies; the data are included in broader industry totals. Detailed industries with 100 or more employees are shown if industry was not a (D). For explanation of terms, abbreviations, and data reliability/comparability, see introductory text]

NAICS code	Industry	Number of employees for week including March 12	Payroll (\$1,000)		Total number of establishments	Number of establishments by employment-size class									
			First quarter	Annual		1 to 4	5 to 9	10 to 19	20 to 49	50 to 99	100 to 249	250 to 499	500 to 999	1,000 or more	
<b>ST. MARY'S—Con.</b>															
<b>62</b>	<b>Health care and social assistance</b> .....	<b>2 461</b>	<b>14 547</b>	<b>63 264</b>	<b>133</b>	<b>60</b>	<b>32</b>	<b>23</b>	<b>10</b>	<b>4</b>	<b>3</b>	—	<b>1</b>	—	
621	Ambulatory health care services .....	722	5 449	23 766	96	47	25	16	8	—	—	—	—	—	
6211	Offices of physicians .....	371	3 178	13 407	42	19	12	5	6	—	—	—	—	—	
62111	Offices of physicians .....	371	3 178	13 407	42	19	12	5	6	—	—	—	—	—	
6212	Offices of dentists .....	222	1 594	7 061	28	9	12	5	2	—	—	—	—	—	
62121	Offices of dentists .....	222	1 594	7 061	28	9	12	5	2	—	—	—	—	—	
621210	Offices of dentists .....	222	1 594	7 061	28	9	12	5	2	—	—	—	—	—	
622	Hospitals .....	(F)	(D)	(D)	2	—	—	—	—	1	—	—	1	—	
6221	General medical & surgical hospitals .....	(F)	(D)	(D)	2	—	—	—	—	1	—	—	1	—	
62211	General medical & surgical hospitals .....	(F)	(D)	(D)	2	—	—	—	—	1	—	—	1	—	
623	Nursing & residential care facilities .....	487	2 356	9 731	4	—	—	—	—	2	2	—	—	—	
6231	Nursing care facilities .....	(C)	(D)	(D)	1	—	—	—	—	—	1	—	—	—	
62311	Nursing care facilities .....	(C)	(D)	(D)	1	—	—	—	—	—	1	—	—	—	
6232	Residential mental retardation, health facil .....	(C)	(D)	(D)	1	—	—	—	—	—	1	—	—	—	
62321	Residential mental retardation facilities .....	(C)	(D)	(D)	1	—	—	—	—	—	1	—	—	—	
624	Social assistance .....	(E)	(D)	(D)	31	13	7	7	2	1	1	—	—	—	
6241	Individual & family services .....	(C)	(D)	(D)	9	3	1	4	1	—	—	—	—	—	
6243	Vocational rehabilitation services .....	258	703	2 910	4	—	1	1	—	1	1	—	—	—	
62431	Vocational rehabilitation services .....	258	703	2 910	4	—	1	1	—	1	1	—	—	—	
624310	Vocational rehabilitation services .....	258	703	2 910	4	—	1	1	—	1	1	—	—	—	
6244	Child day care services .....	106	272	1 179	15	8	4	2	1	—	—	—	—	—	
62441	Child day care services .....	106	272	1 179	15	8	4	2	1	—	—	—	—	—	
624410	Child day care services .....	106	272	1 179	15	8	4	2	1	—	—	—	—	—	
<b>71</b>	<b>Arts, entertainment &amp; recreation</b> .....	<b>461</b>	<b>1 400</b>	<b>6 167</b>	<b>25</b>	<b>11</b>	<b>6</b>	<b>4</b>	<b>3</b>	—	—	<b>1</b>	—	—	
713	Amusement, gambling & recreation industries .....	431	1 331	5 658	20	8	6	2	3	—	—	1	—	—	
7139	Other amusement & recreation industries .....	431	1 331	5 658	20	8	6	2	3	—	—	1	—	—	
71399	All other amusement & recreation industries .....	(E)	(D)	(D)	3	2	—	—	—	—	—	1	—	—	
<b>72</b>	<b>Accommodation &amp; food services</b> .....	<b>2 159</b>	<b>5 269</b>	<b>23 856</b>	<b>118</b>	<b>39</b>	<b>17</b>	<b>18</b>	<b>32</b>	<b>11</b>	<b>1</b>	—	—	—	
721	Accommodation .....	181	666	3 303	11	4	1	2	3	1	—	—	—	—	
7211	Traveler accommodation .....	(C)	(D)	(D)	9	3	—	2	3	1	—	—	—	—	
72111	Hotels (exc casino hotels) & motels .....	(C)	(D)	(D)	8	3	—	2	2	1	—	—	—	—	
722	Food services & drinking places .....	1 978	4 603	20 553	107	35	16	16	29	10	1	—	—	—	
7221	Full-service restaurants .....	813	2 114	8 619	42	12	8	6	11	5	—	—	—	—	
72211	Full-service restaurants .....	813	2 114	8 619	42	12	8	6	11	5	—	—	—	—	
722110	Full-service restaurants .....	813	2 114	8 619	42	12	8	6	11	5	—	—	—	—	
7222	Limited-service eating places .....	1 030	2 092	10 215	48	13	4	8	18	4	1	—	—	—	
72221	Limited-service eating places .....	1 030	2 092	10 215	48	13	4	8	18	4	1	—	—	—	
722211	Limited-service restaurants .....	1 016	2 076	10 095	45	11	4	7	18	4	1	—	—	—	
<b>81</b>	<b>Other services (except public administration)</b> .....	<b>853</b>	<b>3 310</b>	<b>16 836</b>	<b>170</b>	<b>101</b>	<b>42</b>	<b>22</b>	<b>5</b>	—	—	—	—	—	
811	Repair & maintenance .....	246	1 354	8 063	50	34	6	8	2	—	—	—	—	—	
8111	Automotive repair & maintenance .....	188	1 028	6 157	32	19	5	7	1	—	—	—	—	—	
812	Personal & laundry services .....	310	1 090	5 047	52	25	16	10	1	—	—	—	—	—	
8121	Personal care services .....	194	580	2 537	34	17	10	6	1	—	—	—	—	—	
81211	Hair, nail & skin care services .....	185	557	2 438	30	14	9	6	1	—	—	—	—	—	
813	Religious, grantmaking, civic, prof & like organizations .....	297	866	3 726	68	42	20	4	2	—	—	—	—	—	
8131	Religious organizations .....	231	650	2 605	42	21	15	4	2	—	—	—	—	—	
81311	Religious organizations .....	231	650	2 605	42	21	15	4	2	—	—	—	—	—	
813110	Religious organizations .....	231	650	2 605	42	21	15	4	2	—	—	—	—	—	
<b>95</b>	<b>Auxiliaries (exc corporate, subsidiary &amp; regional mgt)</b> .....	<b>(B)</b>	<b>(D)</b>	<b>(D)</b>	<b>3</b>	<b>1</b>	<b>1</b>	<b>1</b>	—	—	—	—	—	—	
<b>99</b>	<b>Unclassified establishments</b> .....	<b>26</b>	<b>89</b>	<b>784</b>	<b>26</b>	<b>24</b>	<b>2</b>	—	—	—	—	—	—	—	
<b>SOMERSET</b>															
	<b>Total</b> .....	<b>3 170</b>	<b>14 216</b>	<b>61 692</b>	<b>405</b>	<b>243</b>	<b>90</b>	<b>38</b>	<b>24</b>	<b>7</b>	<b>3</b>	—	—	—	
<b>11</b>	<b>Forestry, fishing, hunting, and agriculture support</b> .....	<b>(A)</b>	<b>(D)</b>	<b>(D)</b>	<b>10</b>	<b>10</b>	—	—	—	—	—	—	—	—	
<b>21</b>	<b>Mining</b> .....	<b>(A)</b>	<b>(D)</b>	<b>(D)</b>	<b>1</b>	<b>1</b>	—	—	—	—	—	—	—	—	
<b>22</b>	<b>Utilities</b> .....	<b>(A)</b>	<b>(D)</b>	<b>(D)</b>	<b>2</b>	<b>1</b>	<b>1</b>	—	—	—	—	—	—	—	
<b>23</b>	<b>Construction</b> .....	<b>(E)</b>	<b>(D)</b>	<b>(D)</b>	<b>70</b>	<b>48</b>	<b>15</b>	<b>5</b>	<b>1</b>	<b>1</b>	—	—	—	—	
234	Heavy construction .....	(C)	(D)	(D)	6	4	1	—	—	1	—	—	—	—	
2341	Highway, street, bridge & tunnel construction .....	(C)	(D)	(D)	3	2	—	—	—	1	—	—	—	—	
23411	Highway & street construction .....	(C)	(D)	(D)	3	2	—	—	—	1	—	—	—	—	
235	Special trade contractors .....	(C)	(D)	(D)	46	32	10	4	—	—	—	—	—	—	
<b>31-33</b>	<b>Manufacturing</b> .....	<b>367</b>	<b>2 092</b>	<b>8 857</b>	<b>22</b>	<b>12</b>	<b>4</b>	<b>1</b>	<b>3</b>	<b>1</b>	<b>1</b>	—	—	—	
311	Food mfg .....	119	393	2 063	9	6	—	—	2	1	—	—	—	—	
339	Miscellaneous mfg .....	(C)	(D)	(D)	1	—	—	—	—	—	1	—	—	—	
3399	Other miscellaneous mfg .....	(C)	(D)	(D)	1	—	—	—	—	—	1	—	—	—	
33999	All other misc mfg .....	(C)	(D)	(D)	1	—	—	—	—	—	1	—	—	—	

See footnotes at end of table.

**Table 6. Counties—Employees, Payroll, and Establishments by Industry: 2000—Con.**

[Excludes most government employees, railroad employees, and self-employed persons. Size class 1 to 4 includes establishments with payroll, but no employees, during mid-March pay period. (D) denotes figures withheld to avoid disclosing data for individual companies; the data are included in broader industry totals. Detailed industries with 100 or more employees are shown if industry was not a (D). For explanation of terms, abbreviations, and data reliability/comparability, see introductory text]

NAICS code	Industry	Number of employees for week including March 12	Payroll (\$1,000)		Total number of establishments	Number of establishments by employment-size class								
			First quarter	Annual		1 to 4	5 to 9	10 to 19	20 to 49	50 to 99	100 to 249	250 to 499	500 to 999	1,000 or more
<b>SOMERSET—Con.</b>														
<b>42</b>	<b>Wholesale trade</b> .....	<b>178</b>	<b>702</b>	<b>3 424</b>	<b>18</b>	<b>9</b>	<b>4</b>	<b>1</b>	<b>3</b>	<b>1</b>	—	—	—	—
422	Wholesale trade, nondurable goods .....	138	452	2 411	11	5	2	1	2	1	—	—	—	—
4224	Grocery & related product whse .....	(C)	(D)	(D)	10	5	1	1	2	1	—	—	—	—
42246	Fish & seafood whse.....	(C)	(D)	(D)	9	4	1	1	2	1	—	—	—	—
<b>44-45</b>	<b>Retail trade</b> .....	<b>(F)</b>	<b>(D)</b>	<b>(D)</b>	<b>73</b>	<b>34</b>	<b>24</b>	<b>9</b>	<b>5</b>	<b>1</b>	—	—	—	—
445	Food & beverage stores .....	187	514	2 050	17	7	5	1	3	1	—	—	—	—
4451	Grocery stores .....	(C)	(D)	(D)	12	5	2	1	3	1	—	—	—	—
44511	Grocery (except convenience) stores .....	136	387	1 496	7	3	—	—	3	1	—	—	—	—
445110	Grocery (except convenience) stores .....	136	387	1 496	7	3	—	—	3	1	—	—	—	—
<b>48-49</b>	<b>Transportation &amp; warehousing</b> .....	<b>(B)</b>	<b>(D)</b>	<b>(D)</b>	<b>15</b>	<b>12</b>	<b>2</b>	—	<b>1</b>	—	—	—	—	—
<b>51</b>	<b>Information</b> .....	<b>34</b>	<b>200</b>	<b>823</b>	<b>7</b>	<b>5</b>	<b>1</b>	<b>1</b>	—	—	—	—	—	—
<b>52</b>	<b>Finance &amp; insurance</b> .....	<b>(C)</b>	<b>(D)</b>	<b>(D)</b>	<b>22</b>	<b>11</b>	<b>6</b>	<b>3</b>	<b>2</b>	—	—	—	—	—
522	Credit intermediation & related activities .....	(C)	(D)	(D)	10	2	3	3	2	—	—	—	—	—
5221	Depository credit intermediation .....	(C)	(D)	(D)	9	1	3	3	2	—	—	—	—	—
52211	Commercial banking .....	(C)	(D)	(D)	9	1	3	3	2	—	—	—	—	—
<b>53</b>	<b>Real estate &amp; rental &amp; leasing</b> .....	<b>(B)</b>	<b>(D)</b>	<b>(D)</b>	<b>11</b>	<b>9</b>	<b>2</b>	—	—	—	—	—	—	—
<b>54</b>	<b>Professional, scientific &amp; technical services</b> .....	<b>66</b>	<b>346</b>	<b>1 670</b>	<b>19</b>	<b>14</b>	<b>4</b>	<b>1</b>	—	—	—	—	—	—
<b>55</b>	<b>Management of companies &amp; enterprises</b> .....	<b>(A)</b>	<b>(D)</b>	<b>(D)</b>	<b>2</b>	—	<b>1</b>	<b>1</b>	—	—	—	—	—	—
<b>56</b>	<b>Admin, support, waste mgt, remediation services</b> .....	<b>35</b>	<b>162</b>	<b>801</b>	<b>9</b>	<b>6</b>	<b>2</b>	<b>1</b>	—	—	—	—	—	—
<b>61</b>	<b>Educational services</b> .....	<b>(B)</b>	<b>(D)</b>	<b>(D)</b>	<b>3</b>	—	<b>1</b>	<b>2</b>	—	—	—	—	—	—
<b>62</b>	<b>Health care and social assistance</b> .....	<b>749</b>	<b>4 353</b>	<b>17 711</b>	<b>39</b>	<b>16</b>	<b>13</b>	<b>3</b>	<b>3</b>	<b>2</b>	<b>2</b>	—	—	—
621	Ambulatory health care services .....	(C)	(D)	(D)	17	9	4	2	1	1	—	—	—	—
622	Hospitals .....	(C)	(D)	(D)	1	—	—	—	—	—	1	—	—	—
6221	General medical & surgical hospitals .....	(C)	(D)	(D)	1	—	—	—	—	—	1	—	—	—
62211	General medical & surgical hospitals .....	(C)	(D)	(D)	1	—	—	—	—	—	1	—	—	—
623	Nursing & residential care facilities .....	288	1 344	5 338	10	1	6	1	—	1	1	—	—	—
6231	Nursing care facilities .....	(C)	(D)	(D)	2	1	—	—	—	—	1	—	—	—
62311	Nursing care facilities .....	(C)	(D)	(D)	2	1	—	—	—	—	1	—	—	—
<b>71</b>	<b>Arts, entertainment &amp; recreation</b> .....	<b>(B)</b>	<b>(D)</b>	<b>(D)</b>	<b>5</b>	<b>4</b>	—	<b>1</b>	—	—	—	—	—	—
<b>72</b>	<b>Accommodation &amp; food services</b> .....	<b>348</b>	<b>576</b>	<b>2 561</b>	<b>26</b>	<b>8</b>	<b>4</b>	<b>8</b>	<b>5</b>	<b>1</b>	—	—	—	—
722	Food services & drinking places .....	325	506	2 392	20	4	3	7	5	1	—	—	—	—
7221	Full-service restaurants .....	247	353	1 673	12	1	1	6	3	1	—	—	—	—
72211	Full-service restaurants .....	247	353	1 673	12	1	1	6	3	1	—	—	—	—
722110	Full-service restaurants .....	247	353	1 673	12	1	1	6	3	1	—	—	—	—
<b>81</b>	<b>Other services (except public administration)</b> .....	<b>(C)</b>	<b>(D)</b>	<b>(D)</b>	<b>41</b>	<b>33</b>	<b>6</b>	<b>1</b>	<b>1</b>	—	—	—	—	—
<b>99</b>	<b>Unclassified establishments</b> .....	<b>5</b>	<b>13</b>	<b>98</b>	<b>10</b>	<b>10</b>	—	—	—	—	—	—	—	—
<b>TALBOT</b>														
	<b>Total</b> .....	<b>16 897</b>	<b>102 452</b>	<b>445 596</b>	<b>1 453</b>	<b>805</b>	<b>308</b>	<b>185</b>	<b>103</b>	<b>32</b>	<b>13</b>	<b>4</b>	<b>3</b>	—
<b>11</b>	<b>Forestry, fishing, hunting, and agriculture support</b> .....	<b>22</b>	<b>124</b>	<b>564</b>	<b>5</b>	<b>3</b>	<b>1</b>	<b>1</b>	—	—	—	—	—	—
<b>23</b>	<b>Construction</b> .....	<b>1 284</b>	<b>7 554</b>	<b>35 076</b>	<b>205</b>	<b>129</b>	<b>38</b>	<b>28</b>	<b>8</b>	<b>2</b>	—	—	—	—
233	Building, developing & general contracting .....	483	2 779	12 102	76	46	19	8	2	1	—	—	—	—
2332	Residential building construction .....	(E)	(D)	(D)	69	41	19	7	2	—	—	—	—	—
23321	Single-family housing construction .....	2 128	9 351	37 351	67	39	19	7	2	—	—	—	—	—
233210	Single-family housing construction .....	378	2 128	9 351	67	39	19	7	2	—	—	—	—	—
234	Heavy construction .....	119	810	4 059	11	5	3	2	—	1	—	—	—	—
235	Special trade contractors .....	682	3 965	18 915	118	78	16	18	6	—	—	—	—	—
2351	Plumbing, heating & AC contractor .....	161	1 167	6 016	29	20	2	7	—	—	—	—	—	—
23511	Plumbing, heating & AC contractor .....	161	1 167	6 016	29	20	2	7	—	—	—	—	—	—
235110	Plumbing, heating & AC contractor .....	161	1 167	6 016	29	20	2	7	—	—	—	—	—	—
2359	Other special trade contractors .....	169	1 008	5 156	23	15	3	2	3	—	—	—	—	—
<b>31-33</b>	<b>Manufacturing</b> .....	<b>2 879</b>	<b>18 957</b>	<b>76 890</b>	<b>46</b>	<b>20</b>	<b>6</b>	<b>7</b>	<b>4</b>	<b>3</b>	<b>3</b>	<b>1</b>	<b>2</b>	—
311	Food mfg .....	(F)	(D)	(D)	3	—	1	—	1	—	—	—	1	—
3116	Animal slaughtering & processing .....	(F)	(D)	(D)	1	—	—	—	—	—	—	—	—	1
31161	Animal slaughtering & processing .....	(F)	(D)	(D)	1	—	—	—	—	—	—	—	—	1
313	Textile mills .....	(C)	(D)	(D)	2	—	—	1	—	—	1	—	—	—
3132	Fabric mills .....	(C)	(D)	(D)	2	—	—	1	—	—	1	—	—	—
31323	Nonwoven fabric mills .....	(C)	(D)	(D)	1	—	—	—	—	—	1	—	—	—
321	Wood product mfg .....	301	1 419	5 714	6	2	1	1	1	—	1	—	—	—
3212	Veneer, plywood & engineered wood product mfg .....	(C)	(D)	(D)	1	—	—	—	—	—	1	—	—	—
32121	Veneer, plywood & engineered wood product mfg .....	(C)	(D)	(D)	1	—	—	—	—	—	1	—	—	—
323	Printing & related support activities .....	380	3 249	13 450	6	2	1	—	2	—	—	1	—	—
3231	Printing & related support activities .....	380	3 249	13 450	6	2	1	—	2	—	—	1	—	—
32311	Printing .....	(E)	(D)	(D)	4	1	1	—	1	—	—	1	—	—
325	Chemical mfg .....	(C)	(D)	(D)	3	1	—	—	—	2	—	—	—	—

See footnotes at end of table.

**Table 6. Counties—Employees, Payroll, and Establishments by Industry: 2000—Con.**

[Excludes most government employees, railroad employees, and self-employed persons. Size class 1 to 4 includes establishments with payroll, but no employees, during mid-March pay period. (D) denotes figures withheld to avoid disclosing data for individual companies; the data are included in broader industry totals. Detailed industries with 100 or more employees are shown if industry was not a (D). For explanation of terms, abbreviations, and data reliability/comparability, see introductory text]

NAICS code	Industry	Number of employees for week including March 12	Payroll (\$1,000)		Total number of establishments	Number of establishments by employment-size class								
			First quarter	Annual		1 to 4	5 to 9	10 to 19	20 to 49	50 to 99	100 to 249	250 to 499	500 to 999	1,000 or more
<b>TALBOT—Con.</b>														
<b>31-33 Manufacturing—Con.</b>														
333	Machinery mfg .....	(G)	(D)	(D)	2	—	—	—	—	1	—	—	1	—
3339	Other general purpose machinery mfg .....	(F)	(D)	(D)	1	—	—	—	—	—	—	—	1	—
33399	All other general purpose machinery mfg .....	(F)	(D)	(D)	1	—	—	—	—	—	—	—	1	—
339	Miscellaneous mfg .....	(C)	(D)	(D)	5	3	—	1	—	—	1	—	—	—
3399	Other miscellaneous mfg .....	(C)	(D)	(D)	3	2	—	—	—	—	1	—	—	—
33999	All other misc mfg .....	(C)	(D)	(D)	2	1	—	—	—	—	1	—	—	—
<b>42</b>	<b>Wholesale trade .....</b>	<b>536</b>	<b>3 791</b>	<b>16 799</b>	<b>65</b>	<b>35</b>	<b>13</b>	<b>11</b>	<b>4</b>	<b>2</b>	—	—	—	—
421	Wholesale trade, durable goods .....	314	2 355	10 708	37	19	8	7	2	1	—	—	—	—
4218	Machinery, equipment & supplies whsle .....	173	1 304	6 183	10	3	1	4	1	1	—	—	—	—
42182	Farm & garden machinery & equipment whsle .....	107	800	3 464	3	—	—	2	—	1	—	—	—	—
421820	Farm & garden machinery & equipment whsle .....	107	800	3 464	3	—	—	2	—	1	—	—	—	—
422	Wholesale trade, nondurable goods .....	222	1 436	6 091	28	16	5	4	2	1	—	—	—	—
4224	Grocery & related product whsle .....	125	909	3 918	17	13	1	1	1	1	—	—	—	—
<b>44-45</b>	<b>Retail trade .....</b>	<b>2 717</b>	<b>13 629</b>	<b>56 952</b>	<b>248</b>	<b>108</b>	<b>75</b>	<b>38</b>	<b>18</b>	<b>5</b>	<b>3</b>	<b>1</b>	—	—
441	Motor vehicle & parts dealers .....	460	3 613	15 059	37	15	9	6	6	1	—	—	—	—
4411	Automobile dealers .....	265	2 323	9 675	14	7	1	1	4	1	—	—	—	—
44111	New car dealers .....	250	2 246	9 203	7	1	—	1	4	1	—	—	—	—
441110	New car dealers .....	250	2 246	9 203	7	1	—	1	4	1	—	—	—	—
4413	Automotive parts, accessories & tire stores .....	126	838	3 424	11	3	4	2	2	—	—	—	—	—
444	Bldg material & garden equip & supp dealers .....	312	1 995	8 957	28	11	9	5	2	—	1	—	—	—
4441	Building material & supplies dealers .....	280	1 881	8 315	25	10	9	3	2	—	1	—	—	—
44411	Home centers .....	(C)	(D)	(D)	1	—	—	—	—	—	1	—	—	—
44419	Other building material dealers .....	127	1 066	4 783	18	9	6	1	2	—	—	—	—	—
444190	Other building material dealers .....	127	1 066	4 783	18	9	6	1	2	—	—	—	—	—
445	Food & beverage stores .....	660	3 022	12 029	37	14	10	5	4	2	2	—	—	—
4451	Grocery stores .....	599	2 816	11 291	26	9	6	3	4	2	2	—	—	—
44511	Grocery (except convenience) stores .....	556	2 704	10 698	17	4	3	2	4	2	2	—	—	—
445110	Grocery (except convenience) stores .....	556	2 704	10 698	17	4	3	2	4	2	2	—	—	—
446	Health & personal care stores .....	137	642	2 823	16	6	4	4	2	—	—	—	—	—
4461	Health & personal care stores .....	137	642	2 823	16	6	4	4	2	—	—	—	—	—
447	Gasoline stations .....	126	386	1 588	17	4	10	3	—	—	—	—	—	—
4471	Gasoline stations .....	126	386	1 588	17	4	10	3	—	—	—	—	—	—
448	Clothing & clothing accessories stores .....	174	505	2 429	28	14	9	4	—	1	—	—	—	—
4481	Clothing stores .....	123	309	1 416	17	8	6	2	—	1	—	—	—	—
452	General merchandise stores .....	383	1 330	5 384	9	3	4	—	—	1	—	1	—	—
4521	Department stores .....	(E)	(D)	(D)	2	—	—	—	—	1	—	1	—	—
45211	Department stores .....	(E)	(D)	(D)	2	—	—	—	—	1	—	1	—	—
453	Miscellaneous store retailers .....	187	456	1 812	34	21	8	3	2	—	—	—	—	—
454	Nonstore retailers .....	118	930	3 212	13	4	3	5	1	—	—	—	—	—
4543	Direct selling establishments .....	(C)	(D)	(D)	11	3	3	4	1	—	—	—	—	—
<b>48-49</b>	<b>Transportation &amp; warehousing .....</b>	<b>181</b>	<b>1 021</b>	<b>4 933</b>	<b>25</b>	<b>13</b>	<b>4</b>	<b>5</b>	<b>3</b>	—	—	—	—	—
<b>51</b>	<b>Information .....</b>	<b>539</b>	<b>3 469</b>	<b>13 276</b>	<b>27</b>	<b>16</b>	<b>4</b>	<b>2</b>	<b>4</b>	—	—	<b>1</b>	—	—
511	Publishing industries .....	(E)	(D)	(D)	7	4	—	2	—	—	—	1	—	—
5111	Newspaper, periodical, book, database publishers .....	(E)	(D)	(D)	7	4	—	2	—	—	—	1	—	—
51111	Newspaper publishers .....	(E)	(D)	(D)	3	—	—	2	—	—	—	1	—	—
<b>52</b>	<b>Finance &amp; insurance .....</b>	<b>620</b>	<b>7 758</b>	<b>31 313</b>	<b>76</b>	<b>42</b>	<b>18</b>	<b>9</b>	<b>4</b>	<b>2</b>	<b>1</b>	—	—	—
522	Credit intermediation & related activities .....	(C)	(D)	(D)	25	9	10	3	2	1	—	—	—	—
5221	Depository credit intermediation .....	(C)	(D)	(D)	19	7	6	3	2	1	—	—	—	—
52211	Commercial banking .....	194	1 914	6 966	18	6	6	3	2	1	—	—	—	—
522110	Commercial banking .....	194	1 914	6 966	18	6	6	3	2	1	—	—	—	—
524	Insurance carriers & related activities .....	(E)	(D)	(D)	31	20	4	4	1	1	—	—	—	—
5241	Insurance carriers .....	(C)	(D)	(D)	3	1	—	1	—	—	1	—	—	—
52411	Direct life, health, medical insurance carriers .....	(C)	(D)	(D)	1	—	—	—	—	—	1	—	—	—
5242	Agencies & other insurance related activities .....	(C)	(D)	(D)	28	19	4	3	1	1	—	—	—	—
<b>53</b>	<b>Real estate &amp; rental &amp; leasing .....</b>	<b>193</b>	<b>927</b>	<b>4 271</b>	<b>76</b>	<b>62</b>	<b>11</b>	<b>3</b>	—	—	—	—	—	—
531	Real estate .....	146	761	3 595	66	56	9	1	—	—	—	—	—	—

See footnotes at end of table.

**Table 6. Counties—Employees, Payroll, and Establishments by Industry: 2000—Con.**

[Excludes most government employees, railroad employees, and self-employed persons. Size class 1 to 4 includes establishments with payroll, but no employees, during mid-March pay period. (D) denotes figures withheld to avoid disclosing data for individual companies; the data are included in broader industry totals. Detailed industries with 100 or more employees are shown if industry was not a (D). For explanation of terms, abbreviations, and data reliability/comparability, see introductory text]

NAICS code	Industry	Number of employees for week including March 12	Payroll (\$1,000)		Total number of establishments	Number of establishments by employment-size class								
			First quarter	Annual		1 to 4	5 to 9	10 to 19	20 to 49	50 to 99	100 to 249	250 to 499	500 to 999	1,000 or more
<b>TALBOT—Con.</b>														
<b>54</b>	<b>Professional, scientific &amp; technical services</b>	<b>912</b>	<b>10 193</b>	<b>44 319</b>	<b>135</b>	<b>96</b>	<b>16</b>	<b>15</b>	<b>3</b>	<b>4</b>	<b>1</b>	—	—	—
541	Professional, scientific & technical services	912	10 193	44 319	135	96	16	15	3	4	1	—	—	—
5411	Legal services	136	1 171	5 791	30	21	3	6	—	—	—	—	—	—
54111	Offices of lawyers	124	1 089	5 361	27	19	3	5	—	—	—	—	—	—
541110	Offices of lawyers	124	1 089	5 361	27	19	3	5	—	—	—	—	—	—
5412	Accounting, tax prep, bookkeep, payroll services	129	1 106	3 960	24	17	5	1	—	1	—	—	—	—
54121	Accounting, tax prep, bookkeep, payroll services	129	1 106	3 960	24	17	5	1	—	1	—	—	—	—
5413	Architectural, engineering & related services	246	2 373	9 565	26	18	2	2	2	2	—	—	—	—
5415	Computer systems design & related services	(C)	(D)	(D)	8	6	1	—	—	—	1	—	—	—
54151	Computer systems design & related services	(C)	(D)	(D)	8	6	1	—	—	—	1	—	—	—
5416	Management, sci & tech consulting services	113	3 012	14 883	20	16	2	1	—	1	—	—	—	—
<b>55</b>	<b>Management of companies &amp; enterprises</b>	<b>(B)</b>	<b>(D)</b>	<b>(D)</b>	<b>3</b>	<b>1</b>	—	<b>1</b>	<b>1</b>	—	—	—	—	—
<b>56</b>	<b>Admin, support, waste mgt, remediation services</b>	<b>1 018</b>	<b>4 666</b>	<b>22 413</b>	<b>87</b>	<b>48</b>	<b>29</b>	<b>5</b>	<b>1</b>	<b>2</b>	<b>1</b>	<b>1</b>	—	—
561	Administrative & support services	987	4 499	21 676	80	45	25	5	1	2	1	1	—	—
5613	Employment services	583	1 861	8 774	5	—	2	—	—	1	1	1	—	—
56132	Temporary help services	(F)	(D)	(D)	4	—	1	—	—	1	1	1	—	—
5617	Services to buildings & dwellings	250	861	4 723	55	32	18	4	1	—	—	—	—	—
56173	Landscaping services	137	512	3 139	31	21	7	2	1	—	—	—	—	—
561730	Landscaping services	137	512	3 139	31	21	7	2	1	—	—	—	—	—
<b>61</b>	<b>Educational services</b>	<b>262</b>	<b>1 558</b>	<b>6 414</b>	<b>18</b>	<b>12</b>	<b>1</b>	<b>1</b>	<b>2</b>	<b>1</b>	<b>1</b>	—	—	—
611	Educational services	262	1 558	6 414	18	12	1	1	2	1	1	—	—	—
6111	Elementary & secondary schools	173	964	3 908	6	2	1	—	2	—	1	—	—	—
61111	Elementary & secondary schools	173	964	3 908	6	2	1	—	2	—	1	—	—	—
611110	Elementary & secondary schools	173	964	3 908	6	2	1	—	2	—	1	—	—	—
<b>62</b>	<b>Health care and social assistance</b>	<b>2 537</b>	<b>17 277</b>	<b>78 011</b>	<b>124</b>	<b>52</b>	<b>37</b>	<b>18</b>	<b>13</b>	<b>1</b>	<b>2</b>	—	<b>1</b>	—
621	Ambulatory health care services	701	7 001	32 905	97	41	36	15	5	—	—	—	—	—
6211	Offices of physicians	365	4 903	23 614	50	21	18	8	3	—	—	—	—	—
62111	Offices of physicians	365	4 903	23 614	50	21	18	8	3	—	—	—	—	—
621111	Offices of physicians (exc mental health)	360	4 812	23 326	46	17	18	8	3	—	—	—	—	—
6212	Offices of dentists	123	810	3 538	22	9	11	2	—	—	—	—	—	—
62121	Offices of dentists	123	810	3 538	22	9	11	2	—	—	—	—	—	—
621210	Offices of dentists	123	810	3 538	22	9	11	2	—	—	—	—	—	—
6216	Home health care services	109	562	2 436	6	1	2	1	2	—	—	—	—	—
62161	Home health care services	109	562	2 436	6	1	2	1	2	—	—	—	—	—
621610	Home health care services	109	562	2 436	6	1	2	1	2	—	—	—	—	—
622	Hospitals	(F)	(D)	(D)	1	—	—	—	—	—	—	—	1	—
6221	General medical & surgical hospitals	(F)	(D)	(D)	1	—	—	—	—	—	—	—	1	—
62211	General medical & surgical hospitals	(F)	(D)	(D)	1	—	—	—	—	—	—	—	1	—
623	Nursing & residential care facilities	590	2 393	9 963	10	3	—	—	5	—	2	—	—	—
6231	Nursing care facilities	(C)	(D)	(D)	3	2	—	—	—	—	1	—	—	—
62311	Nursing care facilities	(C)	(D)	(D)	3	2	—	—	—	—	1	—	—	—
6233	Community care facilities for the elderly	324	1 225	4 742	5	1	—	—	3	—	1	—	—	—
62331	Community care facilities for the elderly	324	1 225	4 742	5	1	—	—	3	—	1	—	—	—
624	Social assistance	(E)	(D)	(D)	16	8	1	3	3	1	—	—	—	—
6243	Vocational rehabilitation services	(C)	(D)	(D)	4	—	—	—	3	1	—	—	—	—
62431	Vocational rehabilitation services	(C)	(D)	(D)	4	—	—	—	3	1	—	—	—	—
<b>71</b>	<b>Arts, entertainment &amp; recreation</b>	<b>235</b>	<b>950</b>	<b>4 849</b>	<b>27</b>	<b>15</b>	<b>4</b>	<b>5</b>	<b>3</b>	—	—	—	—	—
713	Amusement, gambling & recreation industries	174	656	3 394	21	11	3	5	2	—	—	—	—	—
7139	Other amusement & recreation industries	174	656	3 394	21	11	3	5	2	—	—	—	—	—
<b>72</b>	<b>Accommodation &amp; food services</b>	<b>1 877</b>	<b>5 329</b>	<b>26 721</b>	<b>107</b>	<b>37</b>	<b>15</b>	<b>19</b>	<b>28</b>	<b>7</b>	<b>1</b>	—	—	—
721	Accommodation	435	2 047	8 911	22	9	5	4	—	3	1	—	—	—
7211	Traveler accommodation	435	2 047	8 911	22	9	5	4	—	3	1	—	—	—
72111	Hotels (exc casino hotels) & motels	375	1 895	7 794	13	4	4	1	—	3	1	—	—	—
721110	Hotels (exc casino hotels) & motels	375	1 895	7 794	13	4	4	1	—	3	1	—	—	—
722	Food services & drinking places	1 442	3 282	17 810	85	28	10	15	28	4	—	—	—	—
7221	Full-service restaurants	938	2 077	12 213	49	13	5	12	15	4	—	—	—	—
72211	Full-service restaurants	938	2 077	12 213	49	13	5	12	15	4	—	—	—	—
722110	Full-service restaurants	938	2 077	12 213	49	13	5	12	15	4	—	—	—	—
7222	Limited-service eating places	416	976	4 551	28	12	2	3	11	—	—	—	—	—
72221	Limited-service eating places	416	976	4 551	28	12	2	3	11	—	—	—	—	—

See footnotes at end of table.

**Table 6. Counties—Employees, Payroll, and Establishments by Industry: 2000—Con.**

[Excludes most government employees, railroad employees, and self-employed persons. Size class 1 to 4 includes establishments with payroll, but no employees, during mid-March pay period. (D) denotes figures withheld to avoid disclosing data for individual companies; the data are included in broader industry totals. Detailed industries with 100 or more employees are shown if industry was not a (D). For explanation of terms, abbreviations, and data reliability/comparability, see introductory text]

NAICS code	Industry	Number of employees for week including March 12	Payroll (\$1,000)		Total number of establishments	Number of establishments by employment-size class									
			First quarter	Annual		1 to 4	5 to 9	10 to 19	20 to 49	50 to 99	100 to 249	250 to 499	500 to 999	1,000 or more	
<b>TALBOT—Con.</b>															
<b>81</b>	<b>Other services (except public administration)</b>	<b>958</b>	<b>4 274</b>	<b>18 907</b>	<b>159</b>	<b>98</b>	<b>36</b>	<b>16</b>	<b>7</b>	<b>2</b>	—	—	—	—	
811	Repair & maintenance	303	1 540	6 557	54	30	13	8	3	—	—	—	—	—	
8111	Automotive repair & maintenance	193	932	3 870	30	13	11	4	2	—	—	—	—	—	
812	Personal & laundry services	213	687	3 048	40	25	10	3	2	—	—	—	—	—	
8121	Personal care services	104	319	1 431	20	13	5	1	1	—	—	—	—	—	
81211	Hair, nail & skin care services	104	319	1 431	20	13	5	1	1	—	—	—	—	—	
812112	Beauty salons	104	319	1 431	20	13	5	1	1	—	—	—	—	—	
813	Religious, grantmaking, civic, prof & like organizations	442	2 047	9 302	65	43	13	5	2	2	—	—	—	—	
8131	Religious organizations	166	566	2 366	32	22	5	4	1	—	—	—	—	—	
81311	Religious organizations	166	566	2 366	32	22	5	4	1	—	—	—	—	—	
813110	Religious organizations	166	566	2 366	32	22	5	4	1	—	—	—	—	—	
8134	Civic & social organizations	105	237	990	13	8	3	1	—	1	—	—	—	—	
81341	Civic & social organizations	105	237	990	13	8	3	1	—	1	—	—	—	—	
813410	Civic & social organizations	105	237	990	13	8	3	1	—	1	—	—	—	—	
8139	Business, labor, political, like organizations	142	1 081	5 245	9	4	3	—	1	1	—	—	—	—	
<b>95</b>	<b>Auxiliaries (exc corporate, subsidiary &amp; regional mgt)</b>	<b>(B)</b>	<b>(D)</b>	<b>(D)</b>	<b>4</b>	<b>2</b>	—	<b>1</b>	—	<b>1</b>	—	—	—	—	
<b>99</b>	<b>Unclassified establishments</b>	<b>(A)</b>	<b>(D)</b>	<b>(D)</b>	<b>16</b>	<b>16</b>	—	—	—	—	—	—	—	—	
<b>WASHINGTON</b>															
	<b>Total</b>	<b>58 604</b>	<b>393 814</b>	<b>1 615 992</b>	<b>3 328</b>	<b>1 629</b>	<b>707</b>	<b>474</b>	<b>318</b>	<b>101</b>	<b>74</b>	<b>17</b>	<b>3</b>	<b>5</b>	
<b>11</b>	<b>Forestry, fishing, hunting, and agriculture support</b>	<b>(B)</b>	<b>(D)</b>	<b>(D)</b>	<b>2</b>	<b>1</b>	—	—	<b>1</b>	—	—	—	—	—	
<b>21</b>	<b>Mining</b>	<b>(B)</b>	<b>(D)</b>	<b>(D)</b>	<b>3</b>	—	—	<b>2</b>	<b>1</b>	—	—	—	—	—	
<b>22</b>	<b>Utilities</b>	<b>(E)</b>	<b>(D)</b>	<b>(D)</b>	<b>5</b>	<b>1</b>	—	—	<b>1</b>	<b>2</b>	—	—	—	—	
221	Utilities	(E)	(D)	(D)	5	1	—	—	1	2	—	—	—	—	
2211	Elec pwr generation, transmsn & distribution	(E)	(D)	(D)	4	1	—	—	—	1	2	—	—	—	
22112	Electric pwr transmsn, control & distribution	(E)	(D)	(D)	3	1	—	—	—	—	2	—	—	—	
<b>23</b>	<b>Construction</b>	<b>3 827</b>	<b>23 925</b>	<b>108 758</b>	<b>414</b>	<b>245</b>	<b>72</b>	<b>48</b>	<b>36</b>	<b>8</b>	<b>5</b>	—	—	—	
233	Building, developing & general contracting	1 024	6 485	29 288	131	83	26	10	8	3	1	—	—	—	
2332	Residential building construction	(E)	(D)	(D)	102	73	20	6	2	1	—	—	—	—	
23321	Single-family housing construction	424	2 203	10 122	101	72	20	6	2	1	—	—	—	—	
233210	Single-family housing construction	424	2 203	10 122	101	72	20	6	2	1	—	—	—	—	
2333	Nonresidential building construction	(F)	(D)	(D)	24	6	5	4	6	2	1	—	—	—	
23332	Commercial & institutional bldg construction	545	3 872	17 017	21	5	4	4	5	2	1	—	—	—	
233320	Commercial & institutional bldg construction	545	3 872	17 017	21	5	4	4	5	2	1	—	—	—	
234	Heavy construction	277	1 549	9 768	17	9	3	2	2	—	1	—	—	—	
2349	Other heavy construction	264	1 487	9 380	13	6	2	2	2	—	1	—	—	—	
23491	Water, sewer & pipeline construction	(C)	(D)	(D)	3	2	—	—	—	—	1	—	—	—	
23499	All other heavy construction	(C)	(D)	(D)	10	4	2	2	2	—	—	—	—	—	
235	Special trade contractors	2 526	15 891	69 702	266	153	43	36	26	5	3	—	—	—	
2351	Plumbing, heating & AC contractor	615	4 282	18 172	57	33	7	8	7	1	1	—	—	—	
23511	Plumbing, heating & AC contractor	615	4 282	18 172	57	33	7	8	7	1	1	—	—	—	
235110	Plumbing, heating & AC contractor	615	4 282	18 172	57	33	7	8	7	1	1	—	—	—	
2353	Electrical contractors	517	3 761	16 139	46	23	11	5	6	—	1	—	—	—	
23531	Electrical contractors	517	3 761	16 139	46	23	11	5	6	—	1	—	—	—	
235310	Electrical contractors	517	3 761	16 139	46	23	11	5	6	—	1	—	—	—	
2354	Masonry, drywall, insulation, tile contractors	434	2 377	10 114	39	21	8	5	3	1	1	—	—	—	
23541	Masonry & stone contractors	352	1 725	7 653	26	14	4	4	2	1	1	—	—	—	
235410	Masonry & stone contractors	352	1 725	7 653	26	14	4	4	2	1	1	—	—	—	
2355	Carpentry & floor contractors	173	954	4 049	33	20	7	4	2	—	—	—	—	—	
23551	Carpentry contractors	114	642	2 741	28	19	6	2	1	—	—	—	—	—	
235510	Carpentry contractors	114	642	2 741	28	19	6	2	1	—	—	—	—	—	
2356	Roofing, siding, & sheet metal contractors	101	590	1 766	14	8	2	2	2	—	—	—	—	—	
23561	Roofing, siding, & sheet metal contractors	101	590	1 766	14	8	2	2	2	—	—	—	—	—	
235610	Roofing, siding, & sheet metal contractors	101	590	1 766	14	8	2	2	2	—	—	—	—	—	
2357	Concrete contractors	315	1 664	9 759	22	12	2	5	—	3	—	—	—	—	
23571	Concrete contractors	315	1 664	9 759	22	12	2	5	—	3	—	—	—	—	
235710	Concrete contractors	315	1 664	9 759	22	12	2	5	—	3	—	—	—	—	
2359	Other special trade contractors	290	1 921	8 288	39	22	6	6	5	—	—	—	—	—	
<b>31-33</b>	<b>Manufacturing</b>	<b>9 938</b>	<b>98 558</b>	<b>376 167</b>	<b>151</b>	<b>51</b>	<b>21</b>	<b>19</b>	<b>19</b>	<b>20</b>	<b>12</b>	<b>5</b>	<b>2</b>	<b>2</b>	
311	Food mfg	778	5 684	23 168	10	1	2	2	2	1	1	1	—	—	
3115	Dairy product mfg	(F)	(D)	(D)	2	—	—	—	—	1	—	1	—	—	
31152	Ice cream & frozen dessert mfg	(E)	(D)	(D)	1	—	—	—	—	—	—	1	—	—	
3118	Bakeries & tortilla mfg	149	600	2 582	5	1	2	1	—	—	1	—	—	—	
31181	Bread & bakery product mfg	149	600	2 582	5	1	2	1	—	—	1	—	—	—	
313	Textile mills	794	4 194	18 292	3	—	—	—	—	2	—	—	1	—	
3132	Fabric mills	(F)	(D)	(D)	2	—	—	—	—	—	1	—	—	—	
31322	Narrow fabric mills & schiffli mach embroidery	(F)	(D)	(D)	2	—	—	—	—	—	1	—	—	—	
316	Leather & allied product mfg	(G)	(D)	(D)	1	—	—	—	—	—	—	—	—	1	
3161	Leather & hide tanning & finishing	(G)	(D)	(D)	1	—	—	—	—	—	—	—	—	1	
31611	Leather & hide tanning & finishing	(G)	(D)	(D)	1	—	—	—	—	—	—	—	—	1	

See footnotes at end of table.

**Table 6. Counties—Employees, Payroll, and Establishments by Industry: 2000—Con.**

[Excludes most government employees, railroad employees, and self-employed persons. Size class 1 to 4 includes establishments with payroll, but no employees, during mid-March pay period. (D) denotes figures withheld to avoid disclosing data for individual companies; the data are included in broader industry totals. Detailed industries with 100 or more employees are shown if industry was not a (D). For explanation of terms, abbreviations, and data reliability/comparability, see introductory text]

NAICS code	Industry	Number of employees for week including March 12	Payroll (\$1,000)		Total number of establishments	Number of establishments by employment-size class								
			First quarter	Annual		1 to 4	5 to 9	10 to 19	20 to 49	50 to 99	100 to 249	250 to 499	500 to 999	1,000 or more
<b>WASHINGTON—Con.</b>														
<b>31-33 Manufacturing—Con.</b>														
321	Wood product mfg .....	145	983	4 292	9	2	3	1	2	1	-	-	-	-
322	Paper mfg .....	422	3 107	12 682	3	-	-	-	-	1	2	-	-	-
3222	Converted paper product mfg .....	(E)	(D)	(D)	2	-	-	-	-	-	2	-	-	-
32221	Paperboard container mfg .....	(C)	(D)	(D)	1	-	-	-	-	-	1	-	-	-
32222	Paper bag & coated & treated paper mfg .....	(C)	(D)	(D)	1	-	-	-	-	-	1	-	-	-
323	Printing & related support activities .....	916	8 543	38 747	15	5	3	2	-	1	3	1	-	-
3231	Printing & related support activities .....	916	8 543	38 747	15	5	3	2	-	1	3	1	-	-
32311	Printing .....	(E)	(D)	(D)	14	5	3	2	-	1	3	-	-	-
323110	Commercial lithographic printing .....	136	1 289	5 566	6	2	1	2	-	-	1	-	-	-
32312	Printing support activities .....	(E)	(D)	(D)	1	-	-	-	-	-	-	1	-	-
325	Chemical mfg .....	169	1 564	7 068	4	1	-	2	-	-	1	-	-	-
3255	Paint, coating & adhesive mfg .....	(C)	(D)	(D)	2	1	-	-	-	-	1	-	-	-
32551	Paint & coating mfg .....	(C)	(D)	(D)	1	-	-	-	-	-	1	-	-	-
326	Plastics & rubber products mfg .....	1 024	7 064	30 716	10	-	3	-	1	3	1	2	-	-
3261	Plastics product mfg .....	(F)	(D)	(D)	8	-	3	-	-	3	1	1	-	-
32614	Polystyrene foam product mfg .....	(C)	(D)	(D)	1	-	-	-	-	-	1	-	-	-
32619	Other plastics product mfg .....	543	4 600	20 801	5	-	2	-	-	2	-	1	-	-
3262	Rubber product mfg .....	(E)	(D)	(D)	2	-	-	-	1	-	-	1	-	-
32629	Other rubber product mfg .....	(E)	(D)	(D)	1	-	-	-	-	-	-	1	-	-
327	Nonmetallic mineral product mfg .....	485	4 112	17 235	13	2	1	3	3	2	2	-	-	-
3271	Clay product & refractory mfg .....	(C)	(D)	(D)	3	1	-	-	-	1	1	-	-	-
32712	Clay building material & refractories mfg .....	(C)	(D)	(D)	1	-	-	-	-	-	1	-	-	-
3273	Cement & concrete product mfg .....	(E)	(D)	(D)	8	-	1	3	2	1	1	-	-	-
32731	Cement mfg .....	(C)	(D)	(D)	1	-	-	-	-	-	1	-	-	-
32733	Concrete pipe, brick & block mfg .....	108	749	2 828	3	-	-	1	1	1	-	-	-	-
332	Fabricated metal product mfg .....	719	4 889	20 151	23	10	-	3	4	5	1	-	-	-
3323	Architectural & structural metals mfg .....	424	3 178	12 336	12	5	-	1	3	2	1	-	-	-
33232	Ornamental & architectural metal prod mfg .....	(E)	(D)	(D)	10	4	-	1	2	2	1	-	-	-
3325	Hardware mfg .....	(C)	(D)	(D)	2	-	-	-	-	2	-	-	-	-
33251	Hardware mfg .....	(C)	(D)	(D)	2	-	-	-	-	2	-	-	-	-
3327	Mach shops, turn prod, screw, nut, bolt mfg .....	110	668	2 822	6	3	-	1	1	1	-	-	-	-
33271	Machine shops .....	110	668	2 822	6	3	-	1	1	1	-	-	-	-
332710	Machine shops .....	110	668	2 822	6	3	-	1	1	1	-	-	-	-
333	Machinery mfg .....	(G)	(D)	(D)	4	3	-	-	-	-	-	-	-	1
3336	Engine, turbine & power transmsn equip mfg .....	(G)	(D)	(D)	1	-	-	-	-	-	-	-	-	1
33361	Engine, turbine & power transmsn equip mfg .....	(G)	(D)	(D)	1	-	-	-	-	-	-	-	-	1
336	Transportation equipment mfg .....	(G)	(D)	(D)	5	1	-	1	-	1	-	1	1	-
3362	Motor vehicle body & trailer mfg .....	(F)	(D)	(D)	2	-	-	1	-	-	-	-	1	-
33621	Motor vehicle body & trailer mfg .....	(F)	(D)	(D)	2	-	-	1	-	-	-	-	1	-
3363	Motor vehicle parts mfg .....	(F)	(D)	(D)	2	-	-	-	-	1	-	1	-	-
33632	MV electrical & electronic equipment mfg .....	(E)	(D)	(D)	1	-	-	-	-	-	-	1	-	-
337	Furniture & related product mfg .....	519	3 917	15 612	13	4	2	1	2	3	1	-	-	-
3371	HH & institutional furniture & kitchen cabinet mfg .....	(E)	(D)	(D)	12	4	2	1	2	3	-	-	-	-
33711	Wood kitchen cabinet & countertop mfg .....	129	763	3 185	4	-	1	1	1	1	-	-	-	-
337110	Wood kitchen cabinet & countertop mfg .....	129	763	3 185	4	-	1	1	1	1	-	-	-	-
33712	Household & institutional furniture mfg .....	(C)	(D)	(D)	8	4	1	-	1	2	-	-	-	-
337122	Nonupholstered wood household furniture mfg .....	112	848	3 393	6	4	1	-	-	1	-	-	-	-
3379	Other furniture related product mfg .....	(C)	(D)	(D)	1	-	-	-	-	-	1	-	-	-
33791	Mattress mfg .....	(C)	(D)	(D)	1	-	-	-	-	-	1	-	-	-
<b>42</b>	<b>Wholesale trade .....</b>	<b>2 512</b>	<b>21 282</b>	<b>87 216</b>	<b>145</b>	<b>59</b>	<b>28</b>	<b>31</b>	<b>18</b>	<b>3</b>	<b>5</b>	<b>1</b>	-	-
421	Wholesale trade, durable goods .....	1 641	14 482	59 954	108	49	20	21	14	1	2	1	-	-
4211	Motor vehicle, motor vehicle pt & supply whsle .....	189	1 416	6 040	16	9	1	3	3	-	-	-	-	-
42111	Automobile & other motor vehicle whsle .....	159	1 251	5 372	8	2	1	2	3	-	-	-	-	-
421110	Automobile & other motor vehicle whsle .....	159	1 251	5 372	8	2	1	2	3	-	-	-	-	-
4214	Professional & commercial equip & supp whsle .....	102	1 803	3 865	11	8	-	1	2	-	-	-	-	-
4216	Electrical goods whsle .....	257	2 355	10 227	12	4	3	2	2	-	1	-	-	-
42161	Elec equip, wiring supp, const material whsle .....	211	2 037	8 710	7	2	2	1	1	-	1	-	-	-
421610	Elec equip, wiring supp, const material whsle .....	211	2 037	8 710	7	2	2	1	1	-	1	-	-	-
4217	Hardware, plumb & heating equip & sup whsle .....	295	1 704	10 682	12	3	6	1	1	-	1	-	-	-
42171	Hardware whsle .....	253	1 376	9 243	6	2	2	-	1	-	1	-	-	-
421710	Hardware whsle .....	253	1 376	9 243	6	2	2	-	1	-	1	-	-	-
4218	Machinery, equipment & supplies whsle .....	561	5 387	21 701	29	10	7	6	5	-	-	1	-	-
42183	Industrial machinery & equipment whsle .....	392	4 025	15 383	10	3	2	2	2	-	-	-	-	-
421830	Industrial machinery & equipment whsle .....	392	4 025	15 383	10	3	2	2	2	-	-	-	-	-
4219	Miscellaneous durable goods whsle .....	123	931	3 645	15	10	-	4	-	1	-	-	-	-
42193	Recyclable material whsle .....	105	785	3 056	9	5	-	3	-	1	-	-	-	-
421930	Recyclable material whsle .....	105	785	3 056	9	5	-	3	-	1	-	-	-	-
422	Wholesale trade, nondurable goods .....	871	6 800	27 262	37	10	8	10	4	2	3	-	-	-
4224	Grocery & related product whsle .....	517	4 258	16 518	12	2	1	4	1	2	2	-	-	-
42241	General line grocery whsle .....	(E)	(D)	(D)	2	-	-	-	-	-	2	-	-	-
42249	Other grocery & related products whsle .....	172	1 480	5 713	5	-	-	2	1	2	-	-	-	-
422490	Other grocery & related products whsle .....	172	1 480	5 713	5	-	-	2	1	2	-	-	-	-
4227	Petroleum & petroleum products whsle .....	(C)	(D)	(D)	3	1	-	-	1	-	1	-	-	-
42271	Petroleum bulk stations & terminals .....	(C)	(D)	(D)	3	1	-	-	1	-	1	-	-	-

See footnotes at end of table.



**Table 6. Counties—Employees, Payroll, and Establishments by Industry: 2000—Con.**

[Excludes most government employees, railroad employees, and self-employed persons. Size class 1 to 4 includes establishments with payroll, but no employees, during mid-March pay period. (D) denotes figures withheld to avoid disclosing data for individual companies; the data are included in broader industry totals. Detailed industries with 100 or more employees are shown if industry was not a (D). For explanation of terms, abbreviations, and data reliability/comparability, see introductory text]

NAICS code	Industry	Number of employees for week including March 12	Payroll (\$1,000)		Total number of establishments	Number of establishments by employment-size class								
			First quarter	Annual		1 to 4	5 to 9	10 to 19	20 to 49	50 to 99	100 to 249	250 to 499	500 to 999	1,000 or more
<b>WASHINGTON—Con.</b>														
<b>44-45</b>	<b>Retail trade</b>	<b>9 148</b>	<b>41 146</b>	<b>178 110</b>	<b>676</b>	<b>263</b>	<b>199</b>	<b>123</b>	<b>59</b>	<b>14</b>	<b>16</b>	<b>2</b>	—	—
441	Motor vehicle & parts dealers	1 433	10 307	42 683	61	23	17	11	3	3	3	1	—	—
4411	Automobile dealers	757	6 140	26 058	24	11	1	3	3	3	3	—	—	—
44111	New car dealers	714	5 939	25 216	11	1	—	1	3	3	3	—	—	—
441110	New car dealers	714	5 939	25 216	11	1	—	1	3	3	3	—	—	—
4413	Automotive parts, accessories & tire stores	619	3 874	15 069	29	10	11	7	—	—	—	1	—	—
44131	Automotive parts, accessories & tire stores	553	3 480	13 315	22	10	7	4	—	—	—	1	—	—
441310	Automotive parts, accessories & tire stores	553	3 480	13 315	22	10	7	4	—	—	—	1	—	—
442	Furniture & home furnishing stores	355	1 853	7 714	42	16	10	11	4	1	—	—	—	—
4421	Furniture stores	215	1 259	4 882	17	4	3	6	3	1	—	—	—	—
44211	Furniture stores	215	1 259	4 882	17	4	3	6	3	1	—	—	—	—
442110	Furniture stores	215	1 259	4 882	17	4	3	6	3	1	—	—	—	—
4422	Home furnishings stores	140	594	2 832	25	12	7	5	1	—	—	—	—	—
443	Electronics & appliance stores	180	1 118	3 806	22	11	7	1	3	—	—	—	—	—
4431	Electronics & appliance stores	180	1 118	3 806	22	11	7	1	3	—	—	—	—	—
44311	Appliance, TV & all other electronics stores	114	703	2 807	13	5	6	—	2	—	—	—	—	—
444	Bldg material & garden equip & supp dealers	763	4 691	21 941	55	19	14	13	7	1	1	—	—	—
4441	Building material & supplies dealers	595	3 830	18 032	38	12	10	10	4	1	1	—	—	—
44411	Home centers	(C)	(D)	(D)	3	1	—	1	—	—	1	—	—	—
44419	Other building material dealers	345	2 714	11 056	22	4	5	8	4	1	—	—	—	—
444190	Other building material dealers	345	2 714	11 056	22	4	5	8	4	1	—	—	—	—
4442	Lawn & garden equip & supplies stores	168	861	3 909	17	7	4	3	3	—	—	—	—	—
44422	Nursery & garden centers	133	742	3 350	11	4	2	2	3	—	—	—	—	—
444220	Nursery & garden centers	133	742	3 350	11	4	2	2	3	—	—	—	—	—
445	Food & beverage stores	1 532	5 325	21 607	94	42	25	11	7	5	4	—	—	—
4451	Grocery stores	1 352	4 795	19 251	49	15	10	8	7	5	4	—	—	—
44511	Grocery (except convenience) stores	1 266	4 522	18 098	35	7	8	5	6	5	4	—	—	—
445110	Grocery (except convenience) stores	1 266	4 522	18 098	35	7	8	5	6	5	4	—	—	—
4453	Beer, wine & liquor stores	144	421	1 940	34	20	11	3	—	—	—	—	—	—
44531	Beer, wine & liquor stores	144	421	1 940	34	20	11	3	—	—	—	—	—	—
445310	Beer, wine & liquor stores	144	421	1 940	34	20	11	3	—	—	—	—	—	—
446	Health & personal care stores	453	2 314	9 644	46	16	14	10	6	—	—	—	—	—
4461	Health & personal care stores	453	2 314	9 644	46	16	14	10	6	—	—	—	—	—
44611	Pharmacies & drug stores	310	1 694	6 975	22	3	5	10	4	—	—	—	—	—
446110	Pharmacies & drug stores	310	1 694	6 975	22	3	5	10	4	—	—	—	—	—
447	Gasoline stations	743	2 458	10 940	64	19	18	11	16	—	—	—	—	—
4471	Gasoline stations	743	2 458	10 940	64	19	18	11	16	—	—	—	—	—
44711	Gasoline stations with convenience stores	569	1 887	8 367	38	7	9	7	15	—	—	—	—	—
447110	Gasoline stations with convenience stores	569	1 887	8 367	38	7	9	7	15	—	—	—	—	—
44719	Other gasoline stations	174	571	2 573	26	12	9	4	1	—	—	—	—	—
447190	Other gasoline stations	174	571	2 573	26	12	9	4	1	—	—	—	—	—
448	Clothing & clothing accessories stores	881	2 836	12 518	120	39	49	27	5	—	—	—	—	—
4481	Clothing stores	567	1 624	7 595	72	20	28	20	4	—	—	—	—	—
44812	Women's clothing stores	165	485	2 224	25	6	13	6	—	—	—	—	—	—
448120	Women's clothing stores	165	485	2 224	25	6	13	6	—	—	—	—	—	—
44814	Family clothing stores	184	516	2 770	19	7	3	6	3	—	—	—	—	—
448140	Family clothing stores	184	516	2 770	19	7	3	6	3	—	—	—	—	—
4482	Shoe stores	188	590	2 517	24	9	8	6	1	—	—	—	—	—
44821	Shoe stores	188	590	2 517	24	9	8	6	1	—	—	—	—	—
448210	Shoe stores	188	590	2 517	24	9	8	6	1	—	—	—	—	—
4483	Jewelry, luggage & leather goods stores	126	622	2 406	24	10	13	1	—	—	—	—	—	—
44831	Jewelry stores	(C)	(D)	(D)	22	9	12	1	—	—	—	—	—	—
451	Sporting goods, hobby, book & music stores	317	845	5 173	37	18	10	7	1	1	—	—	—	—
4511	Sporting goods, hobby, musical instrument stores	243	664	4 351	25	12	7	4	1	1	—	—	—	—
45111	Sporting goods stores	113	332	2 126	9	4	3	1	—	1	—	—	—	—
451110	Sporting goods stores	113	332	2 126	9	4	3	1	—	1	—	—	—	—
452	General merchandise stores	1 584	5 442	24 410	28	6	6	5	1	2	7	1	—	—
4521	Department stores	1 323	4 572	20 630	9	—	—	—	—	2	6	1	—	—
45211	Department stores	1 323	4 572	20 630	9	—	—	—	—	2	6	1	—	—
452110	Department stores	1 323	4 572	20 630	9	—	—	—	—	2	6	1	—	—
4529	Other general merchandise stores	261	870	3 780	19	6	6	5	1	—	1	—	—	—
45291	Warehouse clubs & superstores	(C)	(D)	(D)	1	—	—	—	—	—	1	—	—	—
45299	All other general merchandise stores	(C)	(D)	(D)	18	6	6	5	1	—	—	—	—	—
453	Miscellaneous store retailers	531	1 730	8 108	91	48	25	14	4	—	—	—	—	—
4532	Office supplies, stationery & gift stores	193	622	3 061	28	13	9	4	2	—	—	—	—	—
45322	Gift, novelty & souvenir stores	126	302	1 417	23	11	8	4	—	—	—	—	—	—
453220	Gift, novelty & souvenir stores	126	302	1 417	23	11	8	4	—	—	—	—	—	—
4539	Other miscellaneous store retailers	182	626	2 995	32	18	7	5	2	—	—	—	—	—
45399	All other miscellaneous store retailers	132	362	1 487	21	11	5	3	2	—	—	—	—	—
454	Nonstore retailers	376	2 227	9 566	16	6	4	2	2	1	1	—	—	—
4542	Vending machine operators	(C)	(D)	(D)	2	—	—	—	1	—	1	—	—	—
45421	Vending machine operators	(C)	(D)	(D)	2	—	—	—	1	—	1	—	—	—
4543	Direct selling establishments	(C)	(D)	(D)	11	4	3	2	1	1	—	—	—	—
45431	Fuel dealers	140	1 062	3 916	8	2	2	2	1	1	—	—	—	—

See footnotes at end of table.

**Table 6. Counties—Employees, Payroll, and Establishments by Industry: 2000—Con.**

[Excludes most government employees, railroad employees, and self-employed persons. Size class 1 to 4 includes establishments with payroll, but no employees, during mid-March pay period. (D) denotes figures withheld to avoid disclosing data for individual companies; the data are included in broader industry totals. Detailed industries with 100 or more employees are shown if industry was not a (D). For explanation of terms, abbreviations, and data reliability/comparability, see introductory text]

NAICS code	Industry	Number of employees for week including March 12	Payroll (\$1,000)		Total number of establishments	Number of establishments by employment-size class								
			First quarter	Annual		1 to 4	5 to 9	10 to 19	20 to 49	50 to 99	100 to 249	250 to 499	500 to 999	1,000 or more
<b>WASHINGTON—Con.</b>														
<b>48-49</b>	<b>Transportation &amp; warehousing</b> .....	<b>2 069</b>	<b>16 233</b>	<b>72 262</b>	<b>116</b>	<b>60</b>	<b>17</b>	<b>17</b>	<b>13</b>	<b>5</b>	<b>2</b>	<b>2</b>	—	—
484	Truck transportation .....	1 571	13 525	59 879	69	33	12	9	7	5	1	2	—	—
4841	General freight trucking .....	1 421	12 626	55 994	43	20	4	4	7	5	1	2	—	—
48412	General freight trucking, long-distance .....	1 357	12 149	53 441	29	11	1	3	6	5	1	2	—	—
484121	General freight trucking, long-distance, TL .....	889	7 237	31 715	23	9	1	3	4	4	1	1	—	—
484122	General freight trucking, long-distance, LTL .....	468	4 912	21 726	6	2	—	—	2	1	—	1	—	—
4842	Specialized freight trucking .....	150	899	3 885	26	13	8	5	—	—	—	—	—	—
48422	Specialized freight (exc used) trucking, local .....	100	560	2 312	19	10	6	3	—	—	—	—	—	—
484220	Specialized freight (exc used) trucking, local .....	100	560	2 312	19	10	6	3	—	—	—	—	—	—
488	Transportation support activities .....	184	955	3 962	14	6	3	—	5	—	—	—	—	—
4881	Air transportation support activities .....	102	577	2 314	7	2	2	—	3	—	—	—	—	—
492	Couriers & messengers .....	(C)	(D)	(D)	5	2	—	1	1	—	1	—	—	—
4921	Couriers .....	(C)	(D)	(D)	4	1	—	1	1	—	1	—	—	—
49211	Couriers .....	(C)	(D)	(D)	4	1	—	1	1	—	1	—	—	—
<b>51</b>	<b>Information</b> .....	<b>1 294</b>	<b>9 133</b>	<b>37 475</b>	<b>42</b>	<b>22</b>	<b>6</b>	<b>3</b>	<b>4</b>	<b>4</b>	<b>1</b>	<b>2</b>	—	—
511	Publishing industries .....	520	3 657	14 811	7	3	1	1	—	—	1	1	—	—
5111	Newspaper, periodical, book, database publishers .....	(F)	(D)	(D)	6	3	1	—	—	—	1	1	—	—
51111	Newspaper publishers .....	(C)	(D)	(D)	2	1	—	—	—	—	1	—	—	—
51112	Periodical publishers .....	(E)	(D)	(D)	3	1	1	—	—	—	—	1	—	—
513	Broadcasting & telecommunications .....	381	3 696	15 356	24	12	3	2	4	3	—	—	—	—
5131	Radio & television broadcasting .....	(C)	(D)	(D)	4	—	—	1	2	1	—	—	—	—
5133	Telecommunications .....	193	2 424	10 056	19	12	3	1	1	2	—	—	—	—
51331	Wired telecommunications carriers .....	(C)	(D)	(D)	12	7	2	—	1	2	—	—	—	—
514	Information & data processing services .....	373	1 696	6 969	6	4	—	—	—	1	—	1	—	—
5142	Data processing services .....	(E)	(D)	(D)	4	3	—	—	—	—	—	1	—	—
51421	Data processing services .....	(E)	(D)	(D)	4	3	—	—	—	—	—	1	—	—
<b>52</b>	<b>Finance &amp; insurance</b> .....	<b>6 339</b>	<b>66 029</b>	<b>242 891</b>	<b>186</b>	<b>84</b>	<b>68</b>	<b>19</b>	<b>8</b>	<b>3</b>	<b>2</b>	—	—	<b>2</b>
522	Credit intermediation & related activities .....	5 663	59 297	216 324	107	36	53	11	2	2	1	—	—	2
5221	Depository credit intermediation .....	(F)	(D)	(D)	80	20	48	8	1	2	1	—	—	—
52211	Commercial banking .....	535	3 574	14 913	64	18	38	6	—	2	—	—	—	—
522110	Commercial banking .....	535	3 574	14 913	64	18	38	6	—	2	—	—	—	—
52212	Savings institutions .....	(C)	(D)	(D)	9	1	5	2	—	—	1	—	—	—
5222	Nondepository credit intermediation .....	(C)	(D)	(D)	21	13	5	2	1	—	—	—	—	—
5223	Activities related to credit intermediation .....	(H)	(D)	(D)	6	3	—	1	—	—	—	—	—	2
52232	Financial clearinghouse & reserve activities ..	(H)	(D)	(D)	3	1	—	—	—	—	—	—	—	2
524	Insurance carriers & related activities .....	609	5 266	21 339	66	40	12	6	6	1	1	—	—	—
5241	Insurance carriers .....	361	3 101	12 045	18	5	5	2	4	1	1	—	—	—
52411	Direct life, health, medical insurance carriers ..	122	1 090	3 910	9	2	3	1	3	—	—	—	—	—
52412	Other direct insurance carriers .....	239	2 011	8 135	9	3	2	1	1	1	—	—	—	—
524126	Direct property & casualty insurance carriers .....	239	2 011	8 135	9	3	2	1	1	1	—	—	—	—
5242	Agencies & other insurance related activities ...	248	2 165	9 294	48	35	7	4	2	—	—	—	—	—
52421	Insurance agencies & brokerages .....	217	1 892	8 260	41	31	5	3	2	—	—	—	—	—
524210	Insurance agencies & brokerages .....	217	1 892	8 260	41	31	5	3	2	—	—	—	—	—
<b>53</b>	<b>Real estate &amp; rental &amp; leasing</b> .....	<b>491</b>	<b>2 163</b>	<b>8 655</b>	<b>91</b>	<b>61</b>	<b>15</b>	<b>10</b>	<b>5</b>	—	—	—	—	—
531	Real estate .....	265	1 264	5 066	60	48	6	3	3	—	—	—	—	—
5311	Lessors of real estate .....	143	635	2 053	33	25	4	3	1	—	—	—	—	—
532	Rental & leasing services .....	226	899	3 589	31	13	9	7	2	—	—	—	—	—
5322	Consumer goods rental .....	135	364	1 442	18	6	7	4	1	—	—	—	—	—
53223	Video tape & disc rental .....	109	189	797	13	3	6	3	1	—	—	—	—	—
532230	Video tape & disc rental .....	109	189	797	13	3	6	3	1	—	—	—	—	—
<b>54</b>	<b>Professional, scientific &amp; technical services</b> .....	<b>1 117</b>	<b>6 610</b>	<b>29 363</b>	<b>196</b>	<b>132</b>	<b>30</b>	<b>24</b>	<b>9</b>	—	<b>1</b>	—	—	—
541	Professional, scientific & technical services .....	1 117	6 610	29 363	196	132	30	24	9	—	1	—	—	—
5411	Legal services .....	195	1 433	6 427	54	42	7	5	—	—	—	—	—	—
54111	Offices of lawyers .....	176	1 323	5 921	49	39	5	5	—	—	—	—	—	—
541110	Offices of lawyers .....	176	1 323	5 921	49	39	5	5	—	—	—	—	—	—
5412	Accounting, tax prep, bookkeep, payroll services .....	330	1 610	5 893	44	31	7	3	2	—	1	—	—	—
54121	Accounting, tax prep, bookkeep, payroll services .....	330	1 610	5 893	44	31	7	3	2	—	1	—	—	—
541211	Offices of certified public accountants .....	116	939	3 742	21	15	3	1	2	—	—	—	—	—
541213	Tax preparation services .....	174	403	1 001	9	6	—	2	—	—	1	—	—	—
5413	Architectural, engineering & related services ...	223	1 535	7 132	26	10	5	8	3	—	—	—	—	—
54133	Engineering services .....	124	1 051	4 640	16	6	3	6	1	—	—	—	—	—
541330	Engineering services .....	124	1 051	4 640	16	6	3	6	1	—	—	—	—	—
5419	Oth professional, scientific, technical services ...	208	1 057	5 254	27	14	5	5	3	—	—	—	—	—
54194	Veterinary services .....	111	632	3 080	11	4	3	1	3	—	—	—	—	—
541940	Veterinary services .....	111	632	3 080	11	4	3	1	3	—	—	—	—	—
<b>55</b>	<b>Management of companies &amp; enterprises</b> ..	<b>1 242</b>	<b>8 256</b>	<b>32 690</b>	<b>20</b>	<b>2</b>	<b>7</b>	<b>5</b>	<b>3</b>	<b>1</b>	<b>1</b>	—	<b>1</b>	—
551	Management of companies & enterprises .....	1 242	8 256	32 690	20	2	7	5	3	1	1	—	1	—
5511	Management of companies & enterprises .....	1 242	8 256	32 690	20	2	7	5	3	1	1	—	1	—
55111	Management of companies & enterprises .....	1 242	8 256	32 690	20	2	7	5	3	1	1	—	1	—

See footnotes at end of table.

**Table 6. Counties—Employees, Payroll, and Establishments by Industry: 2000—Con.**

[Excludes most government employees, railroad employees, and self-employed persons. Size class 1 to 4 includes establishments with payroll, but no employees, during mid-March pay period. (D) denotes figures withheld to avoid disclosing data for individual companies; the data are included in broader industry totals. Detailed industries with 100 or more employees are shown if industry was not a (D). For explanation of terms, abbreviations, and data reliability/comparability, see introductory text]

NAICS code	Industry	Number of employees for week including March 12	Payroll (\$1,000)		Total number of establishments	Number of establishments by employment-size class								
			First quarter	Annual		1 to 4	5 to 9	10 to 19	20 to 49	50 to 99	100 to 249	250 to 499	500 to 999	1,000 or more
<b>WASHINGTON—Con.</b>														
<b>56</b>	<b>Admin, support, waste mgmt, remediation services</b>	<b>3 346</b>	<b>13 488</b>	<b>56 853</b>	<b>136</b>	<b>68</b>	<b>22</b>	<b>16</b>	<b>14</b>	<b>5</b>	<b>8</b>	<b>3</b>	—	—
561	Administrative & support services	3 248	12 823	53 529	130	66	20	16	13	4	8	3	—	—
5613	Employment services	1 458	6 358	25 578	14	4	—	—	2	1	6	1	—	—
56132	Temporary help services (G)	(D)	(D)	(D)	10	1	—	—	1	1	6	1	—	—
5614	Business support services	366	1 391	6 072	11	6	—	1	3	—	—	1	—	—
56143	Business service centers (E)	(D)	(D)	(D)	3	1	—	1	—	—	—	1	—	—
5616	Investigation & security services	404	1 925	8 449	11	6	—	—	2	2	1	—	—	—
56161	Investigation, guard & armored car services (E)	(D)	(D)	(D)	6	4	—	—	1	—	1	—	—	—
56162	Security systems services (C)	(D)	(D)	(D)	5	2	—	—	1	2	—	—	—	—
561621	Security systems services (except locksmiths)	148	970	4 082	3	—	—	—	1	2	—	—	—	—
5617	Services to buildings & dwellings	593	1 949	8 729	67	35	16	9	5	1	1	—	—	—
56172	Janitorial services	324	653	2 830	29	13	7	5	3	—	1	—	—	—
561720	Janitorial services	324	653	2 830	29	13	7	5	3	—	1	—	—	—
56173	Landscaping services	169	593	2 932	23	14	4	3	1	1	—	—	—	—
561730	Landscaping services	169	593	2 932	23	14	4	3	1	1	—	—	—	—
5619	Other support services	330	583	2 141	10	6	—	2	1	—	—	1	—	—
56199	All other support services	330	583	2 141	10	6	—	2	1	—	—	1	—	—
561990	All other support services	330	583	2 141	10	6	—	2	1	—	—	1	—	—
<b>61</b>	<b>Educational services</b>	<b>405</b>	<b>1 418</b>	<b>5 979</b>	<b>31</b>	<b>14</b>	<b>3</b>	<b>6</b>	<b>7</b>	<b>1</b>	—	—	—	—
611	Educational services	405	1 418	5 979	31	14	3	6	7	1	—	—	—	—
6111	Elementary & secondary schools	268	1 071	4 254	12	3	—	2	7	—	—	—	—	—
61111	Elementary & secondary schools	268	1 071	4 254	12	3	—	2	7	—	—	—	—	—
611110	Elementary & secondary schools	268	1 071	4 254	12	3	—	2	7	—	—	—	—	—
<b>62</b>	<b>Health care and social assistance</b>	<b>8 756</b>	<b>53 852</b>	<b>242 334</b>	<b>362</b>	<b>152</b>	<b>80</b>	<b>62</b>	<b>37</b>	<b>13</b>	<b>16</b>	<b>1</b>	—	<b>1</b>
621	Ambulatory health care services	2 445	20 358	96 495	201	75	51	43	24	7	1	—	—	—
6211	Offices of physicians	1 160	12 024	59 394	107	35	28	28	15	1	—	—	—	—
62111	Offices of physicians	1 160	12 024	59 394	107	35	28	28	15	1	—	—	—	—
6212	Offices of dentists	247	2 060	9 617	37	15	13	9	—	—	—	—	—	—
62121	Offices of dentists	247	2 060	9 617	37	15	13	9	—	—	—	—	—	—
621210	Offices of dentists	247	2 060	9 617	37	15	13	9	—	—	—	—	—	—
6213	Offices of other health practitioners (C)	(D)	(D)	(D)	24	17	4	2	1	—	—	—	—	—
6214	Outpatient care centers	276	2 345	9 862	14	3	3	3	3	2	—	—	—	—
62149	Other outpatient care centers	199	1 696	6 832	9	2	2	2	1	2	—	—	—	—
6215	Medical & diagnostic laboratories (C)	(D)	(D)	(D)	3	1	—	—	—	1	1	—	—	—
62151	Medical & diagnostic laboratories (C)	(D)	(D)	(D)	3	1	—	—	—	1	1	—	—	—
6216	Home health care services	287	1 180	5 011	9	3	—	—	3	3	—	—	—	—
62161	Home health care services	287	1 180	5 011	9	3	—	—	3	3	—	—	—	—
621610	Home health care services	287	1 180	5 011	9	3	—	—	3	3	—	—	—	—
6219	Other ambulatory health care services (C)	(D)	(D)	(D)	7	1	3	1	2	—	—	—	—	—
62191	Ambulance services	114	415	1 722	6	1	2	1	2	—	—	—	—	—
621910	Ambulance services	114	415	1 722	6	1	2	1	2	—	—	—	—	—
622	Hospitals	2 569	17 093	75 625	4	1	—	—	—	—	2	—	—	1
6221	General medical & surgical hospitals (G)	(D)	(D)	(D)	2	—	—	—	—	—	1	—	—	1
62211	General medical & surgical hospitals (G)	(D)	(D)	(D)	2	—	—	—	—	—	1	—	—	1
6222	Psychiatric & substance abuse hospitals (C)	(D)	(D)	(D)	1	—	—	—	—	—	1	—	—	—
62221	Psychiatric & substance abuse hospitals (C)	(D)	(D)	(D)	1	—	—	—	—	—	1	—	—	—
623	Nursing & residential care facilities	2 401	11 151	47 119	98	55	17	8	5	3	10	—	—	—
6231	Nursing care facilities	1 240	5 449	22 687	10	1	—	—	1	1	7	—	—	—
62311	Nursing care facilities	1 240	5 449	22 687	10	1	—	—	1	1	7	—	—	—
623110	Nursing care facilities	1 240	5 449	22 687	10	1	—	—	1	1	7	—	—	—
6232	Residential mental retardation, health facil	258	1 231	5 569	69	53	14	2	—	—	—	—	—	—
62321	Residential mental retardation facilities	249	1 190	5 384	66	51	13	2	—	—	—	—	—	—
623210	Residential mental retardation facilities	249	1 190	5 384	66	51	13	2	—	—	—	—	—	—
6233	Community care facilities for the elderly	710	3 289	14 385	14	1	3	3	4	—	3	—	—	—
62331	Community care facilities for the elderly	710	3 289	14 385	14	1	3	3	4	—	3	—	—	—
623311	Continuing care retirement communities	601	2 878	12 410	6	—	—	—	3	—	3	—	—	—
623312	Homes for the elderly	109	411	1 975	8	1	3	3	1	—	—	—	—	—
6239	Other residential care facilities	193	1 182	4 478	5	—	—	3	—	2	—	—	—	—
62399	Other residential care facilities	193	1 182	4 478	5	—	—	3	—	2	—	—	—	—
623990	Other residential care facilities	193	1 182	4 478	5	—	—	3	—	2	—	—	—	—
624	Social assistance	1 341	5 250	23 095	59	21	12	11	8	3	3	1	—	—
6241	Individual & family services	582	2 755	11 928	24	7	2	7	4	2	2	—	—	—
62412	Services for elderly & disabled persons	454	2 168	9 606	13	1	1	6	2	1	2	—	—	—
624120	Services for elderly & disabled persons	454	2 168	9 606	13	1	1	6	2	1	2	—	—	—
62419	Other individual & family services (C)	(D)	(D)	(D)	9	5	—	1	2	1	—	—	—	—
6243	Vocational rehabilitation services	385	1 233	5 670	5	1	—	1	2	—	—	1	—	—
62431	Vocational rehabilitation services	385	1 233	5 670	5	1	—	1	2	—	—	1	—	—
624310	Vocational rehabilitation services	385	1 233	5 670	5	1	—	1	2	—	—	1	—	—
6244	Child day care services	332	1 063	4 584	22	8	8	3	1	1	1	—	—	—
62441	Child day care services	332	1 063	4 584	22	8	8	3	1	1	1	—	—	—
624410	Child day care services	332	1 063	4 584	22	8	8	3	1	1	1	—	—	—
<b>71</b>	<b>Arts, entertainment &amp; recreation</b>	<b>629</b>	<b>1 531</b>	<b>6 518</b>	<b>51</b>	<b>23</b>	<b>11</b>	<b>8</b>	<b>5</b>	<b>4</b>	—	—	—	—
711	Performing arts, spectator sports & related industries (C)	(D)	(D)	(D)	7	4	1	1	—	1	—	—	—	—
713	Amusement, gambling & recreation industries	501	1 249	5 297	41	18	8	7	5	3	—	—	—	—
7139	Other amusement & recreation industries	445	1 153	4 883	36	15	8	7	3	3	—	—	—	—
71394	Fitness & recreational sports centers	266	510	2 121	22	10	6	3	1	2	—	—	—	—
713940	Fitness & recreational sports centers	266	510	2 121	22	10	6	3	1	2	—	—	—	—

See footnotes at end of table.

**Table 6. Counties—Employees, Payroll, and Establishments by Industry: 2000—Con.**

[Excludes most government employees, railroad employees, and self-employed persons. Size class 1 to 4 includes establishments with payroll, but no employees, during mid-March pay period. (D) denotes figures withheld to avoid disclosing data for individual companies; the data are included in broader industry totals. Detailed industries with 100 or more employees are shown if industry was not a (D). For explanation of terms, abbreviations, and data reliability/comparability, see introductory text]

NAICS code	Industry	Number of employees for week including March 12	Payroll (\$1,000)		Total number of establishments	Number of establishments by employment-size class								
			First quarter	Annual		1 to 4	5 to 9	10 to 19	20 to 49	50 to 99	100 to 249	250 to 499	500 to 999	1,000 or more
<b>WASHINGTON—Con.</b>														
<b>72</b>	<b>Accommodation &amp; food services</b>	<b>3 784</b>	<b>10 022</b>	<b>44 583</b>	<b>237</b>	<b>96</b>	<b>30</b>	<b>38</b>	<b>57</b>	<b>15</b>	<b>1</b>			
721	Accommodation	375	1 139	5 361	19	6	2	6	3	2				
7211	Traveler accommodation	(E)	(D)	(D)	15	3	2	5	3	2				
72111	Hotels (exc casino hotels) & motels	356	1 054	4 700	14	2	2	5	3	2				
721110	Hotels (exc casino hotels) & motels	356	1 054	4 700	14	2	2	5	3	2				
722	Food services & drinking places	3 409	8 883	39 222	218	90	28	32	54	13	1			
7221	Full-service restaurants	1 874	5 149	22 275	88	27	10	15	24	11	1			
72211	Full-service restaurants	1 874	5 149	22 275	88	27	10	15	24	11	1			
722110	Full-service restaurants	1 874	5 149	22 275	88	27	10	15	24	11	1			
7222	Limited-service eating places	1 316	3 144	14 311	89	33	13	14	27	2				
72221	Limited-service eating places	1 316	3 144	14 311	89	33	13	14	27	2				
722211	Limited-service restaurants	1 183	2 853	12 853	75	26	12	10	25	2				
722213	Snack & nonalcoholic beverage bars	133	291	1 458	14	7	1	4	2					
7224	Drinking places (alcoholic beverages)	123	351	1 498	30	23	4	2	1					
72241	Drinking places (alcoholic beverages)	123	351	1 498	30	23	4	2	1					
722410	Drinking places (alcoholic beverages)	123	351	1 498	30	23	4	2	1					
<b>81</b>	<b>Other services (except public administration)</b>	<b>2 664</b>	<b>10 140</b>	<b>43 810</b>	<b>418</b>	<b>263</b>	<b>94</b>	<b>39</b>	<b>19</b>	<b>2</b>		<b>1</b>		
811	Repair & maintenance	510	2 732	12 292	111	69	31	9	2					
8111	Automotive repair & maintenance	352	1 837	7 902	78	45	26	7						
81111	Automotive mechanical & electrical R&M	175	937	4 070	46	30	13	3						
811111	General automotive repair	136	638	2 746	39	27	10	2						
812	Personal & laundry services	922	3 681	15 997	113	64	30	15	3			1		
8121	Personal care services	405	1 317	5 646	69	35	22	10	2					
81211	Hair, nail & skin care services	351	1 215	5 222	60	29	22	7	2					
812112	Beauty salons	339	1 160	4 991	55	25	21	7	2					
8129	Other personal services	(E)	(D)	(D)	14	10	3					1		
81292	Photofinishing	(E)	(D)	(D)	2	1						1		
813	Religious, grantmaking, civic, prof & like organizations	1 232	3 727	15 521	194	130	33	15	14	2				
8131	Religious organizations	509	1 660	6 826	124	92	24	5	3					
81311	Religious organizations	509	1 660	6 826	124	92	24	5	3					
813110	Religious organizations	509	1 660	6 826	124	92	24	5	3					
8134	Civic & social organizations	443	1 103	4 437	28	10	3	5	9	1				
81341	Civic & social organizations	443	1 103	4 437	28	10	3	5	9	1				
813410	Civic & social organizations	443	1 103	4 437	28	10	3	5	9	1				
8139	Business, labor, political, like organizations	243	778	3 406	31	19	5	5	1	1				
81393	Labor unions & similar labor organizations	140	239	925	14	6	3	4	1					
813930	Labor unions & similar labor organizations	140	239	925	14	6	3	4	1					
<b>95</b>	<b>Auxiliaries (exc corporate, subsidiary &amp; regional mgt)</b>	<b>570</b>	<b>3 763</b>	<b>17 988</b>	<b>15</b>	<b>2</b>	<b>3</b>	<b>4</b>	<b>2</b>	<b>2</b>	<b>2</b>			
<b>99</b>	<b>Unclassified establishments</b>	<b>(B)</b>	<b>(D)</b>	<b>(D)</b>	<b>31</b>	<b>30</b>	<b>1</b>							
<b>WICOMICO</b>														
	<b>Total</b>	<b>37 306</b>	<b>227 360</b>	<b>955 688</b>	<b>2 534</b>	<b>1 239</b>	<b>533</b>	<b>362</b>	<b>265</b>	<b>82</b>	<b>37</b>	<b>12</b>	<b>3</b>	<b>1</b>
<b>11</b>	<b>Forestry, fishing, hunting, and agriculture support</b>	<b>98</b>	<b>575</b>	<b>2 654</b>	<b>16</b>	<b>9</b>	<b>3</b>	<b>3</b>	<b>1</b>					
<b>21</b>	<b>Mining</b>	<b>(A)</b>	<b>(D)</b>	<b>(D)</b>	<b>1</b>		<b>1</b>							
<b>22</b>	<b>Utilities</b>	<b>(E)</b>	<b>(D)</b>	<b>(D)</b>	<b>5</b>			<b>1</b>	<b>2</b>	<b>1</b>	<b>1</b>			
221	Utilities	(E)	(D)	(D)	5			1	2	1	1			
2211	Elec pwr generation, transmsn & distribution	(C)	(D)	(D)	4			1	2		1			
22112	Electric pwr transmsn, control & distribution	(C)	(D)	(D)	2			1	1		1			
<b>23</b>	<b>Construction</b>	<b>2 318</b>	<b>13 622</b>	<b>61 527</b>	<b>323</b>	<b>197</b>	<b>65</b>	<b>29</b>	<b>24</b>	<b>8</b>				
233	Building, developing & general contracting	582	3 560	15 335	117	86	18	6	5	2				
2332	Residential building construction	302	1 437	6 331	96	75	15	5	1					
23321	Single-family housing construction	289	1 362	5 984	89	69	14	5	1					
233210	Single-family housing construction	289	1 362	5 984	89	69	14	5	1					
2333	Nonresidential building construction	(E)	(D)	(D)	16	7	3	1	3	2				
23332	Commercial & institutional bldg construction	198	1 490	6 646	14	7	3		2	2				
233320	Commercial & institutional bldg construction	198	1 490	6 646	14	7	3		2	2				
234	Heavy construction	157	708	3 736	13	5	3	2	3					
235	Special trade contractors	1 579	9 354	42 456	193	106	44	21	16	6				
2351	Plumbing, heating & AC contractor	342	2 124	8 867	40	17	12	7	3	1				
23511	Plumbing, heating & AC contractor	342	2 124	8 867	40	17	12	7	3	1				
235110	Plumbing, heating & AC contractor	342	2 124	8 867	40	17	12	7	3	1				
2352	Painting & wall covering contractors	109	453	2 100	16	9	2	4	1					
23521	Painting & wall covering contractors	109	453	2 100	16	9	2	4	1					
235210	Painting & wall covering contractors	109	453	2 100	16	9	2	4	1					
2353	Electrical contractors	276	2 017	8 602	30	14	6	5	4	1				
23531	Electrical contractors	276	2 017	8 602	30	14	6	5	4	1				
235310	Electrical contractors	276	2 017	8 602	30	14	6	5	4	1				
2354	Masonry, drywall, insulation, tile contractors	294	1 460	7 531	30	13	10	2	4	1				
23541	Masonry & stone contractors	145	697	3 438	12	5	5		1	1				
235410	Masonry & stone contractors	145	697	3 438	12	5	5		1	1				
23542	Drywall, acoustical & insulation contractors	129	714	3 880	15	8	2	2	3					
235420	Drywall, acoustical & insulation contractors	129	714	3 880	15	8	2	2	3					

See footnotes at end of table.

**Table 6. Counties—Employees, Payroll, and Establishments by Industry: 2000—Con.**

[Excludes most government employees, railroad employees, and self-employed persons. Size class 1 to 4 includes establishments with payroll, but no employees, during mid-March pay period. (D) denotes figures withheld to avoid disclosing data for individual companies; the data are included in broader industry totals. Detailed industries with 100 or more employees are shown if industry was not a (D). For explanation of terms, abbreviations, and data reliability/comparability, see introductory text]

NAICS code	Industry	Number of employees for week including March 12	Payroll (\$1,000)		Total number of establishments	Number of establishments by employment-size class									
			First quarter	Annual		1 to 4	5 to 9	10 to 19	20 to 49	50 to 99	100 to 249	250 to 499	500 to 999	1,000 or more	
<b>23</b>	<b>WICOMICO—Con.</b>														
	<b>Construction—Con.</b>														
235	Special trade contractors—Con.														
2356	Roofing, siding, & sheet metal contractors . . . . .	116	543	2 186	11	7	1	2	—	1	—	—	—	—	—
23561	Roofing, siding, & sheet metal contractors . . .	116	543	2 186	11	7	1	2	—	1	—	—	—	—	—
235610	Roofing, siding, & sheet metal contractors . .	116	543	2 186	11	7	1	2	—	1	—	—	—	—	—
2357	Concrete contractors . . . . .	150	998	5 014	13	8	3	—	1	1	—	—	—	—	—
23571	Concrete contractors . . . . .	150	998	5 014	13	8	3	—	1	1	—	—	—	—	—
235710	Concrete contractors . . . . .	150	998	5 014	13	8	3	—	1	1	—	—	—	—	—
2359	Other special trade contractors . . . . .	228	1 498	7 057	27	18	4	1	3	1	—	—	—	—	—
<b>31-33</b>	<b>Manufacturing . . . . .</b>	<b>5 232</b>	<b>43 317</b>	<b>165 218</b>	<b>100</b>	<b>33</b>	<b>13</b>	<b>11</b>	<b>19</b>	<b>7</b>	<b>12</b>	<b>3</b>	<b>2</b>		
311	Food mfg . . . . .	646	3 624	14 478	6	1	—	—	3	1	—	1	—	—	—
3116	Animal slaughtering & processing . . . . .	(E)	(D)	(D)	1	—	—	—	—	—	—	1	—	—	—
31161	Animal slaughtering & processing . . . . .	(E)	(D)	(D)	1	—	—	—	—	—	—	1	—	—	—
312	Beverage & tobacco product mfg . . . . .	(C)	(D)	(D)	1	—	—	—	—	—	—	1	—	—	—
3121	Beverage mfg . . . . .	(C)	(D)	(D)	1	—	—	—	—	—	—	1	—	—	—
31211	Soft drink & ice mfg . . . . .	(C)	(D)	(D)	1	—	—	—	—	—	—	1	—	—	—
321	Wood product mfg . . . . .	396	2 284	9 729	9	1	2	1	2	1	2	—	—	—	—
3211	Sawmills & wood preservation . . . . .	116	682	3 159	3	—	—	1	1	1	—	—	—	—	—
32111	Sawmills & wood preservation . . . . .	116	682	3 159	3	—	—	1	1	1	—	—	—	—	—
3219	Other wood product mfg . . . . .	280	1 602	6 570	6	1	2	—	1	—	2	—	—	—	—
32191	Millwork . . . . .	(C)	(D)	(D)	3	1	1	—	—	—	1	—	—	—	—
32199	All other wood product mfg . . . . .	(C)	(D)	(D)	3	—	1	—	1	—	1	—	—	—	—
322	Paper mfg . . . . .	(C)	(D)	(D)	2	—	—	1	—	—	1	—	—	—	—
3222	Converted paper product mfg . . . . .	(C)	(D)	(D)	2	—	—	1	—	—	1	—	—	—	—
32221	Paperboard container mfg . . . . .	(C)	(D)	(D)	2	—	—	1	—	—	1	—	—	—	—
323	Printing & related support activities . . . . .	260	2 798	8 708	12	4	4	1	2	—	1	—	—	—	—
3231	Printing & related support activities . . . . .	260	2 798	8 708	12	4	4	1	2	—	1	—	—	—	—
32311	Printing . . . . .	260	2 798	8 708	12	4	4	1	2	—	1	—	—	—	—
326	Plastics & rubber products mfg . . . . .	(E)	(D)	(D)	3	1	—	—	—	—	2	—	—	—	—
3261	Plastics product mfg . . . . .	(C)	(D)	(D)	2	1	—	—	—	—	1	—	—	—	—
32611	Unsupported plastics film, sheet, & bag mfg . .	(C)	(D)	(D)	1	—	—	—	—	—	1	—	—	—	—
3262	Rubber product mfg . . . . .	(C)	(D)	(D)	1	—	—	—	—	—	1	—	—	—	—
32629	Other rubber product mfg . . . . .	(C)	(D)	(D)	1	—	—	—	—	—	1	—	—	—	—
332	Fabricated metal product mfg . . . . .	489	4 085	16 057	10	3	—	—	3	1	3	—	—	—	—
3324	Boiler, tank & shipping container mfg . . . . .	(C)	(D)	(D)	1	—	—	—	—	—	1	—	—	—	—
33243	Light gauge metal container mfg . . . . .	(C)	(D)	(D)	1	—	—	—	—	—	1	—	—	—	—
3327	Mach shops, turn prod, screw, nut, bolt mfg . . .	175	1 272	4 768	6	3	—	—	2	—	1	—	—	—	—
33271	Machine shops . . . . .	175	1 272	4 768	6	3	—	—	2	—	1	—	—	—	—
332710	Machine shops . . . . .	175	1 272	4 768	6	3	—	—	2	—	1	—	—	—	—
3329	Other fabricated metal product mfg . . . . .	(C)	(D)	(D)	1	—	—	—	—	—	1	—	—	—	—
33299	All other fabricated metal product mfg . . . . .	(C)	(D)	(D)	1	—	—	—	—	—	1	—	—	—	—
333	Machinery mfg . . . . .	741	7 025	25 405	8	3	—	3	1	—	—	—	—	1	—
3339	Other general purpose machinery mfg . . . . .	(F)	(D)	(D)	4	2	—	1	—	—	—	—	—	1	—
33391	Pump & compressor mfg . . . . .	(F)	(D)	(D)	1	—	—	—	—	—	—	—	—	1	—
334	Computer & electronic product mfg . . . . .	(G)	(D)	(D)	8	2	—	1	1	1	1	1	1	1	—
3342	Communications equipment mfg . . . . .	(F)	(D)	(D)	5	2	—	—	1	—	—	1	1	—	—
33422	Radio, TV broadcast & wireless comm equip mfg . . . . .	837	9 248	37 847	3	—	—	—	1	—	—	1	1	—	—
334220	Radio, TV broadcast & wireless comm equip mfg . . . . .	837	9 248	37 847	3	—	—	—	1	—	—	1	1	—	—
3344	Semiconductor & oth electronic component mfg . . . . .	(E)	(D)	(D)	3	—	—	1	—	1	1	—	—	—	—
33441	Semiconductor & oth electronic component mfg . . . . .	(E)	(D)	(D)	3	—	—	1	—	1	1	—	—	—	—
336	Transportation equipment mfg . . . . .	(E)	(D)	(D)	4	2	—	—	1	—	—	1	—	—	—
3366	Ship & boat building . . . . .	(E)	(D)	(D)	2	—	—	—	1	—	—	1	—	—	—
33661	Ship & boat building . . . . .	(E)	(D)	(D)	2	—	—	—	1	—	—	1	—	—	—
337	Furniture & related product mfg . . . . .	(C)	(D)	(D)	3	1	1	—	—	—	1	—	—	—	—
3371	HH & institutional furniture & kitchen cabinet mfg . . . . .	(C)	(D)	(D)	2	—	1	—	—	—	1	—	—	—	—
33712	Household & institutional furniture mfg . . . . .	(C)	(D)	(D)	1	—	—	—	—	—	1	—	—	—	—
339	Miscellaneous mfg . . . . .	188	1 143	4 115	11	5	1	2	1	2	—	—	—	—	—
3391	Medical equipment & supplies mfg . . . . .	106	460	1 843	6	2	1	1	1	1	—	—	—	—	—
33911	Medical equipment & supplies mfg . . . . .	106	460	1 843	6	2	1	1	1	1	—	—	—	—	—

See footnotes at end of table.

**Table 6. Counties—Employees, Payroll, and Establishments by Industry: 2000—Con.**

[Excludes most government employees, railroad employees, and self-employed persons. Size class 1 to 4 includes establishments with payroll, but no employees, during mid-March pay period. (D) denotes figures withheld to avoid disclosing data for individual companies; the data are included in broader industry totals. Detailed industries with 100 or more employees are shown if industry was not a (D). For explanation of terms, abbreviations, and data reliability/comparability, see introductory text]

NAICS code	Industry	Number of employees for week including March 12	Payroll (\$1,000)		Total number of establishments	Number of establishments by employment-size class									
			First quarter	Annual		1 to 4	5 to 9	10 to 19	20 to 49	50 to 99	100 to 249	250 to 499	500 to 999	1,000 or more	
<b>WICOMICO—Con.</b>															
<b>42</b>	<b>Wholesale trade</b>	<b>1 590</b>	<b>11 916</b>	<b>52 539</b>	<b>138</b>	<b>65</b>	<b>32</b>	<b>17</b>	<b>18</b>	<b>4</b>	<b>2</b>	—	—	—	
421	Wholesale trade, durable goods	753	5 442	22 966	80	35	21	13	10	1	—	—	—	—	
4211	Motor vehicle, motor vehicle pt & supply whse	141	1 069	4 649	8	2	2	2	1	1	—	—	—	—	
42111	Automobile & other motor vehicle whse	(C)	(D)	(D)	4	1	1	—	1	1	—	—	—	—	
4218	Machinery, equipment & supplies whse	313	2 162	8 991	27	9	6	7	5	—	—	—	—	—	
42184	Industrial supplies whse	108	997	3 734	7	2	2	1	2	—	—	—	—	—	
421840	Industrial supplies whse	108	997	3 734	7	2	2	1	2	—	—	—	—	—	
422	Wholesale trade, nondurable goods	837	6 474	29 573	58	30	11	4	8	3	2	—	—	—	
4221	Paper & paper product whse	114	840	4 192	8	4	—	2	1	1	—	—	—	—	
4224	Grocery & related product whse	400	3 427	15 947	18	8	4	1	3	—	2	—	—	—	
42249	Other grocery & related products whse	310	2 572	11 546	7	—	1	—	2	—	2	—	—	—	
422490	Other grocery & related products whse	310	2 572	11 546	7	—	1	—	2	—	2	—	—	—	
4228	Beer, wine, distilled alcoholic beverage whse	109	730	3 400	3	—	—	—	2	1	—	—	—	—	
42281	Beer & ale whse	109	730	3 400	3	—	—	—	2	1	—	—	—	—	
422810	Beer & ale whse	109	730	3 400	3	—	—	—	2	1	—	—	—	—	
<b>44-45</b>	<b>Retail trade</b>	<b>7 031</b>	<b>31 065</b>	<b>126 055</b>	<b>474</b>	<b>182</b>	<b>131</b>	<b>84</b>	<b>47</b>	<b>17</b>	<b>12</b>	<b>1</b>	—	—	
441	Motor vehicle & parts dealers	743	4 835	20 120	48	19	10	8	7	3	1	—	—	—	
4411	Automobile dealers	452	3 328	13 510	22	12	1	3	2	3	1	—	—	—	
44111	New car dealers	407	3 047	12 437	10	2	1	1	2	3	1	—	—	—	
441110	New car dealers	407	3 047	12 437	10	2	1	1	2	3	1	—	—	—	
4413	Automotive parts, accessories & tire stores	230	1 227	5 218	19	4	7	4	4	—	—	—	—	—	
44131	Automotive parts, accessories & tire stores	131	695	2 893	12	4	4	2	2	—	—	—	—	—	
441310	Automotive parts, accessories & tire stores	131	695	2 893	12	4	4	2	2	—	—	—	—	—	
442	Furniture & home furnishing stores	168	790	3 440	24	12	5	5	2	—	—	—	—	—	
443	Electronics & appliance stores	165	937	3 701	19	8	8	2	—	1	—	—	—	—	
4431	Electronics & appliance stores	165	937	3 701	19	8	8	2	—	1	—	—	—	—	
44311	Appliance, TV & all other electronics stores	(C)	(D)	(D)	9	2	6	—	—	1	—	—	—	—	
444	Bldg material & garden equip & supp dealers	791	5 376	21 451	53	23	8	10	10	—	2	—	—	—	
4441	Building material & supplies dealers	728	5 163	19 467	40	13	8	9	8	—	2	—	—	—	
44411	Home centers	(E)	(D)	(D)	3	1	—	—	—	—	2	—	—	—	
44419	Other building material dealers	378	3 297	11 559	29	9	5	7	8	—	—	—	—	—	
444190	Other building material dealers	378	3 297	11 559	29	9	5	7	8	—	—	—	—	—	
445	Food & beverage stores	1 024	4 474	17 472	46	21	7	3	7	6	2	—	—	—	
4451	Grocery stores	880	3 883	15 006	30	13	3	2	4	6	2	—	—	—	
44511	Grocery (except convenience) stores	759	3 601	13 850	17	5	1	1	3	5	2	—	—	—	
445110	Grocery (except convenience) stores	759	3 601	13 850	17	5	1	1	3	5	2	—	—	—	
44512	Convenience stores	121	282	1 156	13	8	2	1	1	1	—	—	—	—	
445120	Convenience stores	121	282	1 156	13	8	2	1	1	1	—	—	—	—	
446	Health & personal care stores	360	1 917	7 995	38	17	9	7	4	1	—	—	—	—	
4461	Health & personal care stores	360	1 917	7 995	38	17	9	7	4	1	—	—	—	—	
44611	Pharmacies & drug stores	226	1 295	5 277	13	3	2	4	3	1	—	—	—	—	
446110	Pharmacies & drug stores	226	1 295	5 277	13	3	2	4	3	1	—	—	—	—	
447	Gasoline stations	373	1 218	4 971	47	8	25	13	1	—	—	—	—	—	
4471	Gasoline stations	373	1 218	4 971	47	8	25	13	1	—	—	—	—	—	
44711	Gasoline stations with convenience stores	301	928	3 784	38	5	22	11	—	—	—	—	—	—	
447110	Gasoline stations with convenience stores	301	928	3 784	38	5	22	11	—	—	—	—	—	—	
448	Clothing & clothing accessories stores	564	1 675	7 096	78	34	24	16	4	—	—	—	—	—	
4481	Clothing stores	365	849	3 726	45	21	9	12	3	—	—	—	—	—	
44812	Women's clothing stores	131	276	1 258	19	11	3	4	1	—	—	—	—	—	
448120	Women's clothing stores	131	276	1 258	19	11	3	4	1	—	—	—	—	—	
4482	Shoe stores	102	295	1 413	19	8	9	2	—	—	—	—	—	—	
44821	Shoe stores	102	295	1 413	19	8	9	2	—	—	—	—	—	—	
448210	Shoe stores	102	295	1 413	19	8	9	2	—	—	—	—	—	—	
451	Sporting goods, hobby, book & music stores	333	721	2 879	30	14	8	2	5	1	—	—	—	—	
4511	Sporting goods, hobby, musical instrument stores	245	503	1 971	17	8	4	—	4	1	—	—	—	—	
45112	Hobby, toy & game stores	172	345	1 296	7	1	3	—	2	1	—	—	—	—	
451120	Hobby, toy & game stores	172	345	1 296	7	1	3	—	2	1	—	—	—	—	
452	General merchandise stores	1 752	5 930	24 322	25	5	7	2	1	2	7	1	—	—	
4521	Department stores	1 519	5 089	20 993	10	—	—	—	1	2	6	1	—	—	
45211	Department stores	1 519	5 089	20 993	10	—	—	—	1	2	6	1	—	—	
452110	Department stores	1 519	5 089	20 993	10	—	—	—	1	2	6	1	—	—	
4529	Other general merchandise stores	233	841	3 329	15	5	7	2	—	—	1	—	—	—	
45291	Warehouse clubs & superstores	(C)	(D)	(D)	1	—	—	—	—	—	1	—	—	—	
453	Miscellaneous store retailers	438	1 443	6 096	47	14	15	13	5	—	—	—	—	—	
4532	Office supplies, stationery & gift stores	180	670	2 772	19	4	8	5	2	—	—	—	—	—	
4539	Other miscellaneous store retailers	128	366	1 732	14	6	3	3	2	—	—	—	—	—	
454	Nonstore retailers	320	1 749	6 512	19	7	5	3	1	3	—	—	—	—	
4543	Direct selling establishments	(C)	(D)	(D)	16	6	5	3	1	1	—	—	—	—	
45431	Fuel dealers	(C)	(D)	(D)	9	3	3	2	—	1	—	—	—	—	

See footnotes at end of table.

**Table 6. Counties—Employees, Payroll, and Establishments by Industry: 2000—Con.**

[Excludes most government employees, railroad employees, and self-employed persons. Size class 1 to 4 includes establishments with payroll, but no employees, during mid-March pay period. (D) denotes figures withheld to avoid disclosing data for individual companies; the data are included in broader industry totals. Detailed industries with 100 or more employees are shown if industry was not a (D). For explanation of terms, abbreviations, and data reliability/comparability, see introductory text]

NAICS code	Industry	Number of employees for week including March 12	Payroll (\$1,000)		Total number of establishments	Number of establishments by employment-size class								
			First quarter	Annual		1 to 4	5 to 9	10 to 19	20 to 49	50 to 99	100 to 249	250 to 499	500 to 999	1,000 or more
<b>WICOMICO—Con.</b>														
<b>48-49</b>	<b>Transportation &amp; warehousing</b>	<b>1 181</b>	<b>5 455</b>	<b>26 822</b>	<b>85</b>	<b>44</b>	<b>18</b>	<b>12</b>	<b>8</b>	<b>2</b>	—	<b>1</b>	—	—
481	Air transportation	(E)	(D)	(D)	1	—	—	—	—	—	—	1	—	—
4811	Scheduled air transportation	(E)	(D)	(D)	1	—	—	—	—	—	—	1	—	—
48111	Scheduled air transportation	(E)	(D)	(D)	1	—	—	—	—	—	—	1	—	—
484	Truck transportation	379	2 593	10 716	48	24	12	6	6	—	—	—	—	—
4841	General freight trucking	187	1 390	5 700	23	13	5	1	4	—	—	—	—	—
48412	General freight trucking, long-distance	126	1 103	4 385	17	11	3	1	2	—	—	—	—	—
4842	Specialized freight trucking	192	1 203	5 016	25	11	7	5	2	—	—	—	—	—
485	Transit & ground passenger transportation	140	326	1 343	22	15	2	4	—	1	—	—	—	—
492	Couriers & messengers	(C)	(D)	(D)	3	—	1	—	1	1	—	—	—	—
4921	Couriers	(C)	(D)	(D)	2	—	1	—	—	1	—	—	—	—
49211	Couriers	(C)	(D)	(D)	2	—	1	—	—	1	—	—	—	—
<b>51</b>	<b>Information</b>	<b>1 264</b>	<b>9 421</b>	<b>37 378</b>	<b>36</b>	<b>10</b>	<b>5</b>	<b>9</b>	<b>6</b>	<b>3</b>	<b>1</b>	<b>2</b>	—	—
511	Publishing industries	315	1 776	7 513	7	2	2	2	—	—	—	1	—	—
5111	Newspaper, periodical, book, database publishers	315	1 776	7 513	7	2	2	2	—	—	—	1	—	—
51111	Newspaper publishers	(E)	(D)	(D)	3	—	1	1	—	—	—	1	—	—
513	Broadcasting & telecommunications	782	6 866	26 353	21	6	2	6	3	2	1	1	—	—
5131	Radio & television broadcasting	207	930	4 917	3	—	—	1	—	1	1	—	—	—
51312	Television broadcasting	(C)	(D)	(D)	1	—	—	—	—	—	1	—	—	—
5133	Telecommunications	575	5 936	21 436	18	6	2	5	3	1	—	1	—	—
51331	Wired telecommunications carriers	(E)	(D)	(D)	9	3	—	3	1	1	—	1	—	—
514	Information & data processing services	(C)	(D)	(D)	6	2	—	1	2	1	—	—	—	—
<b>52</b>	<b>Finance &amp; insurance</b>	<b>1 218</b>	<b>11 402</b>	<b>42 171</b>	<b>143</b>	<b>69</b>	<b>39</b>	<b>20</b>	<b>12</b>	<b>3</b>	—	—	—	—
522	Credit intermediation & related activities	654	5 470	20 358	74	24	27	14	9	—	—	—	—	—
5221	Depository credit intermediation	551	4 007	16 170	57	16	21	11	9	—	—	—	—	—
52211	Commercial banking	450	3 311	13 573	44	10	17	10	7	—	—	—	—	—
522110	Commercial banking	450	3 311	13 573	44	10	17	10	7	—	—	—	—	—
5222	Nondepository credit intermediation	(C)	(D)	(D)	16	7	6	3	—	—	—	—	—	—
52229	Other nondepository credit intermediation	(C)	(D)	(D)	16	7	6	3	—	—	—	—	—	—
524	Insurance carriers & related activities	477	4 651	16 767	58	40	8	5	2	3	—	—	—	—
5241	Insurance carriers	178	2 122	7 054	16	8	3	3	1	1	—	—	—	—
5242	Agencies & other insurance related activities	299	2 529	9 713	42	32	5	2	1	2	—	—	—	—
52421	Insurance agencies & brokerages	286	2 373	9 017	38	29	4	2	1	2	—	—	—	—
524210	Insurance agencies & brokerages	286	2 373	9 017	38	29	4	2	1	2	—	—	—	—
<b>53</b>	<b>Real estate &amp; rental &amp; leasing</b>	<b>536</b>	<b>2 992</b>	<b>13 157</b>	<b>111</b>	<b>80</b>	<b>15</b>	<b>12</b>	<b>3</b>	<b>1</b>	—	—	—	—
531	Real estate	341	1 932	8 671	80	66	6	5	2	1	—	—	—	—
5311	Lessors of real estate	130	559	2 235	27	23	2	1	—	1	—	—	—	—
5313	Activities related to real estate	160	1 110	4 991	26	18	3	3	2	—	—	—	—	—
53131	Real estate property managers	105	816	3 704	12	7	2	1	2	—	—	—	—	—
532	Rental & leasing services	195	1 060	4 486	31	14	9	7	1	—	—	—	—	—
<b>54</b>	<b>Professional, scientific &amp; technical services</b>	<b>1 119</b>	<b>8 161</b>	<b>38 355</b>	<b>198</b>	<b>132</b>	<b>32</b>	<b>20</b>	<b>13</b>	<b>1</b>	—	—	—	—
541	Professional, scientific & technical services	1 119	8 161	38 355	198	132	32	20	13	1	—	—	—	—
5411	Legal services	234	1 812	8 683	57	40	10	7	—	—	—	—	—	—
54111	Offices of lawyers	229	1 782	8 506	54	37	10	7	—	—	—	—	—	—
541110	Offices of lawyers	229	1 782	8 506	54	37	10	7	—	—	—	—	—	—
5412	Accounting, tax prep, bookkeep, payroll services	236	1 418	6 764	40	26	6	5	3	—	—	—	—	—
54121	Accounting, tax prep, bookkeep, payroll services	236	1 418	6 764	40	26	6	5	3	—	—	—	—	—
541211	Offices of certified public accountants	147	1 029	5 491	22	14	3	3	2	—	—	—	—	—
5413	Architectural, engineering & related services	300	2 982	13 486	31	15	7	4	4	1	—	—	—	—
54133	Engineering services	215	2 382	9 962	17	6	5	2	3	1	—	—	—	—
541330	Engineering services	215	2 382	9 962	17	6	5	2	3	1	—	—	—	—
5419	Oth professional, scientific, technical services	147	583	2 938	30	18	8	2	2	—	—	—	—	—
<b>55</b>	<b>Management of companies &amp; enterprises</b>	<b>856</b>	<b>10 361</b>	<b>45 492</b>	<b>10</b>	<b>3</b>	—	<b>2</b>	<b>3</b>	<b>1</b>	—	—	<b>1</b>	—
551	Management of companies & enterprises	856	10 361	45 492	10	3	—	2	3	1	—	—	1	—
5511	Management of companies & enterprises	856	10 361	45 492	10	3	—	2	3	1	—	—	1	—
55111	Management of companies & enterprises	856	10 361	45 492	10	3	—	2	3	1	—	—	1	—
<b>56</b>	<b>Admin, support, waste mgt, remediation services</b>	<b>2 125</b>	<b>8 403</b>	<b>36 117</b>	<b>127</b>	<b>67</b>	<b>18</b>	<b>18</b>	<b>15</b>	<b>6</b>	<b>1</b>	<b>2</b>	—	—
561	Administrative & support services	2 059	7 984	33 979	121	63	17	18	14	6	1	2	—	—
5613	Employment services	641	2 576	10 339	11	4	—	1	—	5	—	1	—	—
56131	Employment placement agencies	(C)	(D)	(D)	4	2	—	—	—	2	—	—	—	—
56132	Temporary help services	(E)	(D)	(D)	7	2	—	1	—	3	—	1	—	—
5614	Business support services	258	1 490	6 632	12	3	2	1	5	1	—	—	—	—
56142	Telephone call centers	(C)	(D)	(D)	2	—	—	—	1	1	—	—	—	—
5617	Services to buildings & dwellings	377	1 210	6 398	60	34	11	10	5	—	—	—	—	—
56172	Janitorial services	158	313	1 690	23	14	4	1	4	—	—	—	—	—
561720	Janitorial services	158	313	1 690	23	14	4	1	4	—	—	—	—	—
56173	Landscaping services	105	278	1 877	23	15	4	3	1	—	—	—	—	—
561730	Landscaping services	105	278	1 877	23	15	4	3	1	—	—	—	—	—
5619	Other support services	618	1 456	5 683	11	5	1	1	2	—	1	1	—	—
56191	Packaging & labeling services	(C)	(D)	(D)	1	—	—	—	—	—	1	—	—	—
56199	All other support services	(E)	(D)	(D)	10	5	1	1	2	—	—	1	—	—

See footnotes at end of table.

**Table 6. Counties—Employees, Payroll, and Establishments by Industry: 2000—Con.**

[Excludes most government employees, railroad employees, and self-employed persons. Size class 1 to 4 includes establishments with payroll, but no employees, during mid-March pay period. (D) denotes figures withheld to avoid disclosing data for individual companies; the data are included in broader industry totals. Detailed industries with 100 or more employees are shown if industry was not a (D). For explanation of terms, abbreviations, and data reliability/comparability, see introductory text]

NAICS code	Industry	Number of employees for week including March 12	Payroll (\$1,000)		Total number of establishments	Number of establishments by employment-size class								
			First quarter	Annual		1 to 4	5 to 9	10 to 19	20 to 49	50 to 99	100 to 249	250 to 499	500 to 999	1,000 or more
<b>WICOMICO—Con.</b>														
<b>61</b>	<b>Educational services</b>	<b>745</b>	<b>2 950</b>	<b>12 132</b>	<b>26</b>	<b>12</b>	<b>5</b>	<b>3</b>	<b>2</b>	<b>3</b>	—	<b>1</b>	—	—
611	Educational services	745	2 950	12 132	26	12	5	3	2	3	—	1	—	—
6111	Elementary & secondary schools	256	1 170	4 682	8	1	2	1	1	3	—	—	—	—
61111	Elementary & secondary schools	256	1 170	4 682	8	1	2	1	1	3	—	—	—	—
611110	Elementary & secondary schools	256	1 170	4 682	8	1	2	1	1	3	—	—	—	—
6112	Junior colleges	(E)	(D)	(D)	1	—	—	—	—	—	—	1	—	—
61121	Junior colleges	(E)	(D)	(D)	1	—	—	—	—	—	—	1	—	—
<b>62</b>	<b>Health care and social assistance</b>	<b>6 375</b>	<b>47 577</b>	<b>209 463</b>	<b>252</b>	<b>96</b>	<b>60</b>	<b>54</b>	<b>22</b>	<b>13</b>	<b>4</b>	<b>2</b>	—	<b>1</b>
621	Ambulatory health care services	1 934	18 430	93 194	183	71	45	46	16	4	1	—	—	—
6211	Offices of physicians	989	12 675	67 716	88	31	21	24	9	3	—	—	—	—
62111	Offices of physicians	989	12 675	67 716	88	31	21	24	9	3	—	—	—	—
621111	Offices of physicians (exc mental health)	946	12 416	66 681	83	28	20	24	8	3	—	—	—	—
6212	Offices of dentists	295	2 256	9 720	39	13	14	10	2	—	—	—	—	—
62121	Offices of dentists	295	2 256	9 720	39	13	14	10	2	—	—	—	—	—
621210	Offices of dentists	295	2 256	9 720	39	13	14	10	2	—	—	—	—	—
6213	Offices of other health practitioners	238	1 447	6 646	36	23	5	5	3	—	—	—	—	—
6214	Outpatient care centers	224	1 070	4 837	7	—	2	3	1	—	1	—	—	—
62142	Outpatient mental health, substance abuse ctrs	177	857	3 946	4	—	2	1	—	—	1	—	—	—
621420	Outpatient mental health, substance abuse ctrs	177	857	3 946	4	—	2	1	—	—	1	—	—	—
622	Hospitals	2 672	22 185	86 565	3	—	—	—	—	—	1	1	—	1
6221	General medical & surgical hospitals	(G)	(D)	(D)	2	—	—	—	—	—	1	—	—	1
62211	General medical & surgical hospitals	(G)	(D)	(D)	2	—	—	—	—	—	1	—	—	1
6223	Other specialty hospitals	(E)	(D)	(D)	1	—	—	—	—	—	—	1	—	—
62231	Other specialty hospitals	(E)	(D)	(D)	1	—	—	—	—	—	—	1	—	—
623	Nursing & residential care facilities	957	4 293	18 394	16	3	3	2	1	5	1	1	—	—
6231	Nursing care facilities	609	2 929	13 030	6	2	—	—	—	3	—	1	—	—
62311	Nursing care facilities	609	2 929	13 030	6	2	—	—	—	3	—	1	—	—
623110	Nursing care facilities	609	2 929	13 030	6	2	—	—	—	3	—	1	—	—
6232	Residential mental retardation, health facil	(C)	(D)	(D)	4	—	1	1	—	1	1	—	—	—
62321	Residential mental retardation facilities	(C)	(D)	(D)	1	—	—	—	—	1	—	—	—	—
6233	Community care facilities for the elderly	118	438	1 947	5	1	1	1	1	1	—	—	—	—
62331	Community care facilities for the elderly	118	438	1 947	5	1	1	1	1	1	—	—	—	—
624	Social assistance	812	2 669	11 310	50	22	12	6	5	4	1	—	—	—
6241	Individual & family services	378	1 254	4 968	17	6	6	—	2	2	1	—	—	—
62412	Services for elderly & disabled persons	311	1 025	4 009	9	2	3	—	1	2	1	—	—	—
624120	Services for elderly & disabled persons	311	1 025	4 009	9	2	3	—	1	2	1	—	—	—
6243	Vocational rehabilitation services	233	625	3 145	6	1	2	—	1	2	—	—	—	—
62431	Vocational rehabilitation services	233	625	3 145	6	1	2	—	1	2	—	—	—	—
624310	Vocational rehabilitation services	233	625	3 145	6	1	2	—	1	2	—	—	—	—
6244	Child day care services	149	515	2 075	19	11	2	4	2	—	—	—	—	—
62441	Child day care services	149	515	2 075	19	11	2	4	2	—	—	—	—	—
624410	Child day care services	149	515	2 075	19	11	2	4	2	—	—	—	—	—
<b>71</b>	<b>Arts, entertainment &amp; recreation</b>	<b>283</b>	<b>771</b>	<b>4 506</b>	<b>21</b>	<b>14</b>	<b>2</b>	<b>1</b>	<b>2</b>	<b>1</b>	<b>1</b>	—	—	—
713	Amusement, gambling & recreation industries	278	747	4 141	15	8	2	1	2	1	1	—	—	—
7139	Other amusement & recreation industries	278	747	4 141	15	8	2	1	2	1	1	—	—	—
71391	Golf courses & country clubs	(C)	(D)	(D)	3	1	—	—	1	1	—	—	—	—
71394	Fitness & recreational sports centers	158	304	1 271	8	4	2	—	1	—	1	—	—	—
713940	Fitness & recreational sports centers	158	304	1 271	8	4	2	—	1	—	1	—	—	—
<b>72</b>	<b>Accommodation &amp; food services</b>	<b>3 236</b>	<b>7 165</b>	<b>32 135</b>	<b>159</b>	<b>40</b>	<b>27</b>	<b>25</b>	<b>54</b>	<b>10</b>	<b>3</b>	—	—	—
721	Accommodation	350	915	3 884	18	5	3	3	6	—	1	—	—	—
7211	Traveler accommodation	(E)	(D)	(D)	16	3	3	3	6	—	1	—	—	—
72111	Hotels (exc casino hotels) & motels	(E)	(D)	(D)	16	3	3	3	6	—	1	—	—	—
722	Food services & drinking places	2 886	6 250	28 251	141	35	24	22	48	10	2	—	—	—
7221	Full-service restaurants	1 474	3 395	15 482	64	15	12	7	22	6	2	—	—	—
72211	Full-service restaurants	1 474	3 395	15 482	64	15	12	7	22	6	2	—	—	—
722110	Full-service restaurants	1 474	3 395	15 482	64	15	12	7	22	6	2	—	—	—
7222	Limited-service eating places	1 281	2 423	10 727	64	13	11	13	23	4	—	—	—	—
72221	Limited-service eating places	1 281	2 423	10 727	64	13	11	13	23	4	—	—	—	—
722211	Limited-service restaurants	1 186	2 231	9 859	55	9	9	11	23	3	—	—	—	—
7223	Special food services	(C)	(D)	(D)	11	6	1	1	3	—	—	—	—	—
<b>81</b>	<b>Other services (except public administration)</b>	<b>1 698</b>	<b>7 281</b>	<b>30 341</b>	<b>270</b>	<b>152</b>	<b>63</b>	<b>40</b>	<b>14</b>	<b>1</b>	—	—	—	—
811	Repair & maintenance	584	3 308	13 879	82	44	16	16	6	—	—	—	—	—
8111	Automotive repair & maintenance	400	2 111	9 060	55	27	12	13	3	—	—	—	—	—
81111	Automotive mechanical & electrical R&M	145	902	3 889	30	18	8	4	—	—	—	—	—	—
811111	General automotive repair	108	574	2 291	21	13	5	3	—	—	—	—	—	—
81112	Automotive body, paint, interior & glass repair	112	749	3 301	13	4	3	6	—	—	—	—	—	—
81119	Other automotive R&M	143	460	1 870	12	5	1	3	3	—	—	—	—	—
811192	Car washes	104	239	993	8	4	—	1	3	—	—	—	—	—
812	Personal & laundry services	524	1 955	8 149	71	40	17	7	6	1	—	—	—	—
8121	Personal care services	298	953	4 078	43	22	13	5	3	—	—	—	—	—
81211	Hair, nail & skin care services	262	919	3 906	39	20	13	3	3	—	—	—	—	—
8123	Drycleaning & laundry services	142	605	2 884	12	9	—	—	2	1	—	—	—	—

See footnotes at end of table.



**Table 6. Counties—Employees, Payroll, and Establishments by Industry: 2000—Con.**

[Excludes most government employees, railroad employees, and self-employed persons. Size class 1 to 4 includes establishments with payroll, but no employees, during mid-March pay period. (D) denotes figures withheld to avoid disclosing data for individual companies; the data are included in broader industry totals. Detailed industries with 100 or more employees are shown if industry was not a (D). For explanation of terms, abbreviations, and data reliability/comparability, see introductory text]

NAICS code	Industry	Number of employees for week including March 12	Payroll (\$1,000)		Total number of establishments	Number of establishments by employment-size class								
			First quarter	Annual		1 to 4	5 to 9	10 to 19	20 to 49	50 to 99	100 to 249	250 to 499	500 to 999	1,000 or more
<b>WICOMICO—Con.</b>														
<b>81</b>	<b>Other services (except public administration)—Con.</b>													
813	Religious, grantmaking, civic, prof & like organizations .....	590	2 018	8 313	117	68	30	17	2	—	—	—	—	—
8131	Religious organizations .....	282	960	3 829	55	29	19	6	1	—	—	—	—	—
81311	Religious organizations .....	282	960	3 829	55	29	19	6	1	—	—	—	—	—
813110	Religious organizations .....	282	960	3 829	55	29	19	6	1	—	—	—	—	—
8134	Civic & social organizations .....	106	253	1 086	19	10	4	5	—	—	—	—	—	—
81341	Civic & social organizations .....	106	253	1 086	19	10	4	5	—	—	—	—	—	—
813410	Civic & social organizations .....	106	253	1 086	19	10	4	5	—	—	—	—	—	—
8139	Business, labor, political, like organizations .....	118	384	1 602	31	22	4	5	—	—	—	—	—	—
<b>95</b>	<b>Auxiliaries (exc corporate, subsidiary &amp; regional mgt) .....</b>	<b>(A)</b>	<b>(D)</b>	<b>(D)</b>	<b>2</b>	<b>2</b>	<b>—</b>	<b>—</b>	<b>—</b>	<b>—</b>	<b>—</b>	<b>—</b>	<b>—</b>	<b>—</b>
<b>99</b>	<b>Unclassified establishments .....</b>	<b>82</b>	<b>292</b>	<b>1 510</b>	<b>37</b>	<b>32</b>	<b>4</b>	<b>1</b>	<b>—</b>	<b>—</b>	<b>—</b>	<b>—</b>	<b>—</b>	<b>—</b>
<b>WORCESTER</b>														
	<b>Total .....</b>	<b>18 406</b>	<b>81 933</b>	<b>428 418</b>	<b>2 123</b>	<b>1 318</b>	<b>384</b>	<b>238</b>	<b>130</b>	<b>37</b>	<b>9</b>	<b>4</b>	<b>3</b>	<b>—</b>
<b>11</b>	<b>Forestry, fishing, hunting, and agriculture support .....</b>	<b>42</b>	<b>247</b>	<b>1 035</b>	<b>16</b>	<b>14</b>	<b>1</b>	<b>1</b>	<b>—</b>	<b>—</b>	<b>—</b>	<b>—</b>	<b>—</b>	<b>—</b>
<b>22</b>	<b>Utilities .....</b>	<b>(A)</b>	<b>(D)</b>	<b>(D)</b>	<b>1</b>	<b>—</b>	<b>—</b>	<b>1</b>	<b>—</b>	<b>—</b>	<b>—</b>	<b>—</b>	<b>—</b>	<b>—</b>
<b>23</b>	<b>Construction .....</b>	<b>1 488</b>	<b>8 081</b>	<b>37 184</b>	<b>277</b>	<b>174</b>	<b>54</b>	<b>37</b>	<b>11</b>	<b>1</b>	<b>—</b>	<b>—</b>	<b>—</b>	<b>—</b>
233	Building, developing & general contracting .....	590	3 286	14 761	99	60	16	19	3	1	—	—	—	—
2332	Residential building construction .....	504	2 626	11 565	88	53	15	18	1	1	—	—	—	—
23321	Single-family housing construction .....	486	2 524	11 120	82	48	14	18	1	1	—	—	—	—
233210	Single-family housing construction .....	486	2 524	11 120	82	48	14	18	1	1	—	—	—	—
235	Special trade contractors .....	814	4 368	20 370	160	105	30	17	8	—	—	—	—	—
2351	Plumbing, heating & AC contractor .....	312	1 803	8 348	44	26	8	6	4	—	—	—	—	—
23511	Plumbing, heating & AC contractor .....	312	1 803	8 348	44	26	8	6	4	—	—	—	—	—
235110	Plumbing, heating & AC contractor .....	312	1 803	8 348	44	26	8	6	4	—	—	—	—	—
2353	Electrical contractors .....	150	753	3 672	27	18	4	2	3	—	—	—	—	—
23531	Electrical contractors .....	150	753	3 672	27	18	4	2	3	—	—	—	—	—
235310	Electrical contractors .....	150	753	3 672	27	18	4	2	3	—	—	—	—	—
<b>31-33</b>	<b>Manufacturing .....</b>	<b>1 947</b>	<b>9 362</b>	<b>37 574</b>	<b>38</b>	<b>10</b>	<b>6</b>	<b>10</b>	<b>4</b>	<b>5</b>	<b>1</b>	<b>—</b>	<b>2</b>	<b>—</b>
311	Food mfg .....	1 478	6 679	26 890	15	2	1	6	2	2	—	—	2	—
3111	Animal food mfg .....	118	952	4 091	3	—	—	1	1	1	—	—	—	—
31111	Animal food mfg .....	118	952	4 091	3	—	—	1	1	1	—	—	—	—
3116	Animal slaughtering & processing .....	1 214	4 870	18 679	5	—	—	3	—	—	—	—	2	—
31161	Animal slaughtering & processing .....	1 214	4 870	18 679	5	—	—	3	—	—	—	—	2	—
323	Printing & related support activities .....	117	838	3 180	5	1	1	1	1	1	—	—	—	—
3231	Printing & related support activities .....	117	838	3 180	5	1	1	1	1	1	—	—	—	—
32311	Printing .....	117	838	3 180	5	1	1	1	1	1	—	—	—	—
326	Plastics & rubber products mfg .....	(C)	(D)	(D)	2	—	—	—	1	—	1	—	—	—
3261	Plastics product mfg .....	(C)	(D)	(D)	2	—	—	—	1	—	1	—	—	—
32619	Other plastics product mfg .....	(C)	(D)	(D)	1	—	—	—	—	—	1	—	—	—
<b>42</b>	<b>Wholesale trade .....</b>	<b>1 249</b>	<b>11 383</b>	<b>53 978</b>	<b>81</b>	<b>50</b>	<b>17</b>	<b>7</b>	<b>6</b>	<b>—</b>	<b>—</b>	<b>—</b>	<b>1</b>	<b>—</b>
421	Wholesale trade, durable goods .....	260	1 576	7 322	42	26	10	2	4	—	—	—	—	—
422	Wholesale trade, nondurable goods .....	989	9 807	46 656	39	24	7	5	2	—	—	—	1	—
4224	Grocery & related product whse .....	(F)	(D)	(D)	12	7	2	1	1	—	—	—	1	—
42241	General line grocery whse .....	(F)	(D)	(D)	1	—	—	—	—	—	—	—	1	—
<b>44-45</b>	<b>Retail trade .....</b>	<b>3 383</b>	<b>13 931</b>	<b>71 363</b>	<b>475</b>	<b>283</b>	<b>107</b>	<b>54</b>	<b>23</b>	<b>6</b>	<b>1</b>	<b>1</b>	<b>—</b>	<b>—</b>
441	Motor vehicle & parts dealers .....	434	2 834	13 110	31	14	7	4	3	3	—	—	—	—
4411	Automobile dealers .....	299	2 213	10 108	11	2	3	1	2	3	—	—	—	—
44111	New car dealers .....	284	2 153	9 851	8	2	—	1	2	3	—	—	—	—
441110	New car dealers .....	284	2 153	9 851	8	2	—	1	2	3	—	—	—	—
4413	Automotive parts, accessories & tire stores .....	101	480	2 203	12	7	2	2	1	—	—	—	—	—
442	Furniture & home furnishing stores .....	159	856	3 751	18	5	6	6	1	—	—	—	—	—
444	Bldg material & garden equip & supp dealers .....	186	780	3 453	33	19	7	6	1	—	—	—	—	—
4441	Building material & supplies dealers .....	147	657	2 846	24	14	4	5	1	—	—	—	—	—
44419	Other building material dealers .....	105	482	2 025	14	7	2	4	1	—	—	—	—	—
444190	Other building material dealers .....	105	482	2 025	14	7	2	4	1	—	—	—	—	—
445	Food & beverage stores .....	627	2 524	14 694	77	52	9	5	8	3	—	—	—	—
4451	Grocery stores .....	538	2 200	12 447	44	23	6	5	7	3	—	—	—	—
44511	Grocery (except convenience) stores .....	380	1 741	9 700	22	10	1	3	6	2	—	—	—	—
445110	Grocery (except convenience) stores .....	380	1 741	9 700	22	10	1	3	6	2	—	—	—	—
44512	Convenience stores .....	158	459	2 747	22	13	5	2	1	1	—	—	—	—
445120	Convenience stores .....	158	459	2 747	22	13	5	2	1	1	—	—	—	—
446	Health & personal care stores .....	194	1 030	4 686	27	13	4	8	2	—	—	—	—	—
4461	Health & personal care stores .....	194	1 030	4 686	27	13	4	8	2	—	—	—	—	—
44611	Pharmacies & drug stores .....	168	943	4 282	17	4	3	8	2	—	—	—	—	—
446110	Pharmacies & drug stores .....	168	943	4 282	17	4	3	8	2	—	—	—	—	—
447	Gasoline stations .....	206	680	3 177	33	13	12	8	—	—	—	—	—	—
4471	Gasoline stations .....	206	680	3 177	33	13	12	8	—	—	—	—	—	—
44711	Gasoline stations with convenience stores .....	151	469	2 291	21	7	7	7	—	—	—	—	—	—
447110	Gasoline stations with convenience stores .....	151	469	2 291	21	7	7	7	—	—	—	—	—	—

See footnotes at end of table.

**Table 6. Counties—Employees, Payroll, and Establishments by Industry: 2000—Con.**

[Excludes most government employees, railroad employees, and self-employed persons. Size class 1 to 4 includes establishments with payroll, but no employees, during mid-March pay period. (D) denotes figures withheld to avoid disclosing data for individual companies; the data are included in broader industry totals. Detailed industries with 100 or more employees are shown if industry was not a (D). For explanation of terms, abbreviations, and data reliability/comparability, see introductory text]

NAICS code	Industry	Number of employees for week including March 12	Payroll (\$1,000)		Total number of establishments	Number of establishments by employment-size class								
			First quarter	Annual		1 to 4	5 to 9	10 to 19	20 to 49	50 to 99	100 to 249	250 to 499	500 to 999	1,000 or more
<b>WORCESTER—Con.</b>														
<b>44-45 Retail trade—Con.</b>														
448	Clothing & clothing accessories stores .....	501	1 538	10 118	123	74	38	9	2	—	—	—	—	—
4481	Clothing stores .....	374	1 102	7 675	92	57	25	8	2	—	—	—	—	—
44814	Family clothing stores .....	118	388	2 305	21	14	2	3	2	—	—	—	—	—
448140	Family clothing stores .....	118	388	2 305	21	14	2	3	2	—	—	—	—	—
44819	Other clothing stores .....	119	298	3 045	39	26	11	2	—	—	—	—	—	—
448190	Other clothing stores .....	119	298	3 045	39	26	11	2	—	—	—	—	—	—
452	General merchandise stores .....	733	2 295	10 496	19	8	3	2	4	—	1	1	—	—
4529	Other general merchandise stores .....	(F)	(D)	(D)	17	8	3	2	2	—	1	1	—	—
45291	Warehouse clubs & superstores .....	(E)	(D)	(D)	1	—	—	—	—	—	—	1	—	—
45299	All other general merchandise stores .....	(E)	(D)	(D)	16	8	3	2	2	—	1	—	—	—
453	Miscellaneous store retailers .....	153	486	3 405	59	46	10	2	1	—	—	—	—	—
<b>48-49</b>	<b>Transportation &amp; warehousing .....</b>	<b>106</b>	<b>592</b>	<b>2 918</b>	<b>41</b>	<b>31</b>	<b>8</b>	<b>2</b>	<b>—</b>	<b>—</b>	<b>—</b>	<b>—</b>	<b>—</b>	<b>—</b>
<b>51</b>	<b>Information .....</b>	<b>185</b>	<b>1 530</b>	<b>6 547</b>	<b>27</b>	<b>18</b>	<b>4</b>	<b>3</b>	<b>1</b>	<b>1</b>	<b>—</b>	<b>—</b>	<b>—</b>	<b>—</b>
513	Broadcasting & telecommunications .....	100	1 084	4 657	11	9	—	—	1	1	—	—	—	—
<b>52</b>	<b>Finance &amp; insurance .....</b>	<b>474</b>	<b>2 926</b>	<b>12 643</b>	<b>82</b>	<b>44</b>	<b>29</b>	<b>6</b>	<b>2</b>	<b>1</b>	<b>—</b>	<b>—</b>	<b>—</b>	<b>—</b>
522	Credit intermediation & related activities .....	389	2 105	9 077	59	28	23	5	2	1	—	—	—	—
5221	Depository credit intermediation .....	(E)	(D)	(D)	44	15	22	5	2	—	—	—	—	—
52211	Commercial banking .....	272	1 670	7 104	36	11	18	5	2	—	—	—	—	—
522110	Commercial banking .....	272	1 670	7 104	36	11	18	5	2	—	—	—	—	—
<b>53</b>	<b>Real estate &amp; rental &amp; leasing .....</b>	<b>426</b>	<b>1 982</b>	<b>10 388</b>	<b>140</b>	<b>107</b>	<b>21</b>	<b>10</b>	<b>2</b>	<b>—</b>	<b>—</b>	<b>—</b>	<b>—</b>	<b>—</b>
531	Real estate .....	348	1 725	8 865	107	82	15	8	2	—	—	—	—	—
5312	Offices of real estate agents & brokers .....	181	1 067	5 076	49	36	9	3	1	—	—	—	—	—
53121	Offices of real estate agents & brokers .....	181	1 067	5 076	49	36	9	3	1	—	—	—	—	—
531210	Offices of real estate agents & brokers .....	181	1 067	5 076	49	36	9	3	1	—	—	—	—	—
5313	Activities related to real estate .....	129	554	2 754	29	19	4	5	1	—	—	—	—	—
<b>54</b>	<b>Professional, scientific &amp; technical services .....</b>	<b>413</b>	<b>2 357</b>	<b>12 415</b>	<b>125</b>	<b>101</b>	<b>10</b>	<b>12</b>	<b>2</b>	<b>—</b>	<b>—</b>	<b>—</b>	<b>—</b>	<b>—</b>
541	Professional, scientific & technical services .....	413	2 357	12 415	125	101	10	12	2	—	—	—	—	—
5411	Legal services .....	109	812	4 964	31	27	2	—	2	—	—	—	—	—
54111	Offices of lawyers .....	101	781	4 792	28	24	2	—	2	—	—	—	—	—
541110	Offices of lawyers .....	101	781	4 792	28	24	2	—	2	—	—	—	—	—
<b>55</b>	<b>Management of companies &amp; enterprises .....</b>	<b>(B)</b>	<b>(D)</b>	<b>(D)</b>	<b>4</b>	<b>3</b>	<b>—</b>	<b>1</b>	<b>—</b>	<b>—</b>	<b>—</b>	<b>—</b>	<b>—</b>	<b>—</b>
<b>56</b>	<b>Admin. support, waste mgt, remediation services .....</b>	<b>362</b>	<b>1 285</b>	<b>9 026</b>	<b>74</b>	<b>54</b>	<b>12</b>	<b>5</b>	<b>2</b>	<b>1</b>	<b>—</b>	<b>—</b>	<b>—</b>	<b>—</b>
561	Administrative & support services .....	(E)	(D)	(D)	73	54	12	4	2	1	—	—	—	—
5611	Office administrative services .....	136	647	5 348	9	3	1	3	1	1	—	—	—	—
56111	Office administrative services .....	136	647	5 348	9	3	1	3	1	1	—	—	—	—
561110	Office administrative services .....	136	647	5 348	9	3	1	3	1	1	—	—	—	—
5617	Services to buildings & dwellings .....	159	375	2 295	41	31	8	1	1	—	—	—	—	—
56172	Janitorial services .....	118	264	1 267	23	15	6	1	1	—	—	—	—	—
561720	Janitorial services .....	118	264	1 267	23	15	6	1	1	—	—	—	—	—
<b>61</b>	<b>Educational services .....</b>	<b>(C)</b>	<b>(D)</b>	<b>(D)</b>	<b>5</b>	<b>2</b>	<b>2</b>	<b>—</b>	<b>—</b>	<b>1</b>	<b>—</b>	<b>—</b>	<b>—</b>	<b>—</b>
611	Educational services .....	(C)	(D)	(D)	5	2	2	—	—	1	—	—	—	—
<b>62</b>	<b>Health care and social assistance .....</b>	<b>1 221</b>	<b>6 788</b>	<b>30 037</b>	<b>79</b>	<b>40</b>	<b>23</b>	<b>7</b>	<b>3</b>	<b>4</b>	<b>1</b>	<b>1</b>	<b>—</b>	<b>—</b>
621	Ambulatory health care services .....	212	1 268	6 211	51	35	12	3	1	—	—	—	—	—
622	Hospitals .....	(E)	(D)	(D)	1	—	—	—	—	—	—	1	—	—
6221	General medical & surgical hospitals .....	(E)	(D)	(D)	1	—	—	—	—	—	—	1	—	—
62211	General medical & surgical hospitals .....	(E)	(D)	(D)	1	—	—	—	—	—	—	1	—	—
623	Nursing & residential care facilities .....	(E)	(D)	(D)	5	—	1	—	—	3	1	—	—	—
6231	Nursing care facilities .....	376	1 776	7 116	3	—	—	—	—	2	1	—	—	—
62311	Nursing care facilities .....	376	1 776	7 116	3	—	—	—	—	2	1	—	—	—
623110	Nursing care facilities .....	376	1 776	7 116	3	—	—	—	—	2	1	—	—	—
624	Social assistance .....	(C)	(D)	(D)	22	5	10	4	2	1	—	—	—	—
<b>71</b>	<b>Arts, entertainment &amp; recreation .....</b>	<b>448</b>	<b>1 629</b>	<b>11 142</b>	<b>68</b>	<b>41</b>	<b>10</b>	<b>11</b>	<b>6</b>	<b>—</b>	<b>—</b>	<b>—</b>	<b>—</b>	<b>—</b>
713	Amusement, gambling & recreation industries .....	439	1 607	10 756	60	33	10	11	6	—	—	—	—	—
7139	Other amusement & recreation industries .....	355	1 230	6 995	48	26	8	9	5	—	—	—	—	—
71391	Golf courses & country clubs .....	114	430	2 094	7	2	2	1	2	—	—	—	—	—
713910	Golf courses & country clubs .....	114	430	2 094	7	2	2	1	2	—	—	—	—	—
71399	All other amusement & recreation industries .....	100	342	2 556	25	17	4	3	1	—	—	—	—	—
713990	All other amusement & recreation industries .....	100	342	2 556	25	17	4	3	1	—	—	—	—	—

See footnotes at end of table.

**Table 6. Counties—Employees, Payroll, and Establishments by Industry: 2000—Con.**

[Excludes most government employees, railroad employees, and self-employed persons. Size class 1 to 4 includes establishments with payroll, but no employees, during mid-March pay period. (D) denotes figures withheld to avoid disclosing data for individual companies; the data are included in broader industry totals. Detailed industries with 100 or more employees are shown if industry was not a (D). For explanation of terms, abbreviations, and data reliability/comparability, see introductory text]

NAICS code	Industry	Number of employees for week including March 12	Payroll (\$1,000)		Total number of establishments	Number of establishments by employment-size class								
			First quarter	Annual		1 to 4	5 to 9	10 to 19	20 to 49	50 to 99	100 to 249	250 to 499	500 to 999	1,000 or more
<b>WORCESTER—Con.</b>														
<b>72</b>	<b>Accommodation &amp; food services</b> .....	<b>5 531</b>	<b>14 859</b>	<b>109 266</b>	<b>379</b>	<b>191</b>	<b>45</b>	<b>56</b>	<b>63</b>	<b>17</b>	<b>5</b>	<b>2</b>	—	—
721	Accommodation .....	1 784	6 318	42 091	106	54	17	7	18	7	2	1	—	—
7211	Traveler accommodation .....	(G)	(D)	(D)	100	51	15	7	17	7	2	1	—	—
72111	Hotels (exc casino hotels) & motels .....	1 737	6 193	40 780	98	50	14	7	17	7	2	1	—	—
721110	Hotels (exc casino hotels) & motels .....	1 737	6 193	40 780	98	50	14	7	17	7	2	1	—	—
722	Food services & drinking places .....	3 747	8 541	67 175	273	137	28	49	45	10	3	1	—	—
7221	Full-service restaurants .....	2 582	5 781	48 675	152	62	19	27	35	7	1	1	—	—
72211	Full-service restaurants .....	2 582	5 781	48 675	152	62	19	27	35	7	1	1	—	—
722110	Full-service restaurants .....	2 582	5 781	48 675	152	62	19	27	35	7	1	1	—	—
7222	Limited-service eating places .....	935	1 979	12 690	98	62	7	17	8	2	2	—	—	—
72221	Limited-service eating places .....	935	1 979	12 690	98	62	7	17	8	2	2	—	—	—
722211	Limited-service restaurants .....	829	1 730	11 165	76	47	4	15	6	2	2	—	—	—
7224	Drinking places (alcoholic beverages) .....	195	683	5 235	18	9	2	5	1	1	—	—	—	—
72241	Drinking places (alcoholic beverages) .....	195	683	5 235	18	9	2	5	1	1	—	—	—	—
722410	Drinking places (alcoholic beverages) .....	195	683	5 235	18	9	2	5	1	1	—	—	—	—
<b>81</b>	<b>Other services (except public administration)</b> .....	<b>947</b>	<b>3 733</b>	<b>17 074</b>	<b>188</b>	<b>134</b>	<b>34</b>	<b>14</b>	<b>5</b>	—	<b>1</b>	—	—	—
811	Repair & maintenance .....	170	827	3 620	42	30	8	4	—	—	—	—	—	—
812	Personal & laundry services .....	220	691	3 247	43	29	8	3	3	—	—	—	—	—
8121	Personal care services .....	153	455	2 272	26	15	6	3	2	—	—	—	—	—
81211	Hair, nail & skin care services .....	(C)	(D)	(D)	24	13	6	3	2	—	—	—	—	—
813	Religious, grantmaking, civic, prof & like organizations .....	557	2 215	10 207	103	75	18	7	2	—	1	—	—	—
8131	Religious organizations .....	185	594	2 492	44	34	7	1	2	—	—	—	—	—
81311	Religious organizations .....	185	594	2 492	44	34	7	1	2	—	—	—	—	—
813110	Religious organizations .....	185	594	2 492	44	34	7	1	2	—	—	—	—	—
8139	Business, labor, political, like organizations .....	332	1 510	7 201	44	29	8	6	—	—	1	—	—	—
81399	Oth similar organizations (exc business, prof, labor, pol) .....	313	1 437	6 913	37	22	8	6	—	—	1	—	—	—
813990	Oth similar organizations (exc business, prof, labor, pol) .....	313	1 437	6 913	37	22	8	6	—	—	1	—	—	—
<b>95</b>	<b>Auxiliaries (exc corporate, subsidiary &amp; regional mgt)</b> .....	<b>(B)</b>	<b>(D)</b>	<b>(D)</b>	<b>4</b>	<b>2</b>	<b>1</b>	<b>1</b>	—	—	—	—	—	—
<b>99</b>	<b>Unclassified establishments</b> .....	<b>7</b>	<b>22</b>	<b>583</b>	<b>19</b>	<b>19</b>	—	—	—	—	—	—	—	—
<b>BALTIMORE (IC)</b>														
	<b>Total</b> .....	<b>298 378</b>	<b>2 667 793</b>	<b>11 003 531</b>	<b>13 640</b>	<b>6 809</b>	<b>2 627</b>	<b>1 854</b>	<b>1 382</b>	<b>505</b>	<b>313</b>	<b>89</b>	<b>34</b>	<b>27</b>
<b>11</b>	<b>Forestry, fishing, hunting, and agriculture support</b> .....	<b>(A)</b>	<b>(D)</b>	<b>(D)</b>	<b>2</b>	<b>1</b>	<b>1</b>	—	—	—	—	—	—	—
<b>21</b>	<b>Mining</b> .....	<b>(A)</b>	<b>(D)</b>	<b>(D)</b>	<b>1</b>	<b>1</b>	—	—	—	—	—	—	—	—
<b>22</b>	<b>Utilities</b> .....	<b>(I)</b>	<b>(D)</b>	<b>(D)</b>	<b>22</b>	<b>2</b>	—	<b>3</b>	<b>6</b>	<b>3</b>	<b>2</b>	<b>1</b>	<b>2</b>	<b>3</b>
221	Utilities .....	(I)	(D)	(D)	22	2	—	3	6	3	2	1	2	3
2211	Elec pwr generation, transmsn & distribution .....	(I)	(D)	(D)	20	2	—	3	5	2	2	1	2	3
22111	Electric power generation .....	(C)	(D)	(D)	6	2	—	2	1	—	1	—	—	—
22112	Electric pwr transmsn, control & distribution ..	(I)	(D)	(D)	14	—	—	1	4	2	1	1	2	3
<b>23</b>	<b>Construction</b> .....	<b>12 274</b>	<b>102 209</b>	<b>437 430</b>	<b>743</b>	<b>345</b>	<b>121</b>	<b>111</b>	<b>112</b>	<b>34</b>	<b>16</b>	<b>3</b>	<b>1</b>	—
233	Building, developing & general contracting .....	2 416	21 074	88 904	219	116	38	34	22	6	3	—	—	—
2331	Land subdivision & land development .....	140	775	3 999	15	8	1	4	1	1	—	—	—	—
23311	Land subdivision & land development .....	140	775	3 999	15	8	1	4	1	1	—	—	—	—
233110	Land subdivision & land development .....	140	775	3 999	15	8	1	4	1	1	—	—	—	—
2332	Residential building construction .....	1 203	9 606	39 481	153	94	24	19	12	3	1	—	—	—
23321	Single-family housing construction .....	1 083	8 576	35 240	144	90	24	18	8	3	1	—	—	—
233210	Single-family housing construction .....	1 083	8 576	35 240	144	90	24	18	8	3	1	—	—	—
23322	Multifamily housing construction .....	120	1 030	4 241	9	4	—	1	4	—	—	—	—	—
233220	Multifamily housing construction .....	120	1 030	4 241	9	4	—	1	4	—	—	—	—	—
2333	Nonresidential building construction .....	1 073	10 693	45 424	51	14	13	11	9	2	2	—	—	—
23331	Mfg & industrial building construction .....	104	1 057	4 317	7	2	1	2	2	—	—	—	—	—
233310	Mfg & industrial building construction .....	104	1 057	4 317	7	2	1	2	2	—	—	—	—	—
23332	Commercial & institutional bldg construction ..	969	9 636	41 107	44	12	12	9	7	2	2	—	—	—
233320	Commercial & institutional bldg construction ..	969	9 636	41 107	44	12	12	9	7	2	2	—	—	—
234	Heavy construction .....	1 151	9 457	45 837	37	7	5	6	12	4	3	—	—	—
2341	Highway, street, bridge & tunnel construction ...	460	3 754	20 390	12	2	—	2	6	1	1	—	—	—
23411	Highway & street construction .....	(E)	(D)	(D)	11	1	—	2	6	1	1	—	—	—
2349	Other heavy construction .....	691	5 703	25 447	25	5	5	4	6	3	2	—	—	—
23491	Water, sewer & pipeline construction .....	195	1 588	7 226	5	—	1	1	2	—	1	—	—	—
234910	Water, sewer & pipeline construction .....	195	1 588	7 226	5	—	1	1	2	—	1	—	—	—
23499	All other heavy construction .....	397	3 411	14 863	14	3	3	3	1	3	1	—	—	—
234990	All other heavy construction .....	397	3 411	14 863	14	3	3	3	1	3	1	—	—	—

See footnotes at end of table.

**Table 6. Counties—Employees, Payroll, and Establishments by Industry: 2000—Con.**

[Excludes most government employees, railroad employees, and self-employed persons. Size class 1 to 4 includes establishments with payroll, but no employees, during mid-March pay period. (D) denotes figures withheld to avoid disclosing data for individual companies; the data are included in broader industry totals. Detailed industries with 100 or more employees are shown if industry was not a (D). For explanation of terms, abbreviations, and data reliability/comparability, see introductory text]

NAICS code	Industry	Number of employees for week including March 12	Payroll (\$1,000)		Total number of establishments	Number of establishments by employment-size class									
			First quarter	Annual		1 to 4	5 to 9	10 to 19	20 to 49	50 to 99	100 to 249	250 to 499	500 to 999	1,000 or more	
<b>23</b>	<b>BALTIMORE (IC)—Con.</b>														
	<b>Construction—Con.</b>														
235	Special trade contractors	8 707	71 678	302 689	487	222	78	71	78	24	10	3	1	—	
2351	Plumbing, heating & AC contractor	2 155	18 313	69 872	101	42	13	16	23	4	2	—	1	—	
23511	Plumbing, heating & AC contractor	2 155	18 313	69 872	101	42	13	16	23	4	2	—	1	—	
235110	Plumbing, heating & AC contractor	2 155	18 313	69 872	101	42	13	16	23	4	2	—	1	—	
2352	Painting & wall covering contractors	570	3 309	17 376	66	38	14	3	10	1	—	—	—	—	
23521	Painting & wall covering contractors	570	3 309	17 376	66	38	14	3	10	1	—	—	—	—	
235210	Painting & wall covering contractors	570	3 309	17 376	66	38	14	3	10	1	—	—	—	—	
2353	Electrical contractors	1 863	19 656	76 810	73	32	12	14	8	4	—	3	—	—	
23531	Electrical contractors	1 863	19 656	76 810	73	32	12	14	8	4	—	3	—	—	
235310	Electrical contractors	1 863	19 656	76 810	73	32	12	14	8	4	—	3	—	—	
2354	Masonry, drywall, insulation, tile contractors	914	7 340	31 436	52	16	11	11	11	1	2	—	—	—	
23541	Masonry & stone contractors	183	1 383	6 289	19	8	5	2	4	—	—	—	—	—	
235410	Masonry & stone contractors	183	1 383	6 289	19	8	5	2	4	—	—	—	—	—	
23542	Drywall, acoustical & insulation contractors	652	5 546	23 293	22	5	1	6	7	1	2	—	—	—	
235420	Drywall, acoustical & insulation contractors	652	5 546	23 293	22	5	1	6	7	1	2	—	—	—	
2355	Carpentry & floor contractors	594	4 285	18 806	58	38	7	5	6	1	1	—	—	—	
23551	Carpentry contractors	491	3 309	14 572	46	32	4	3	5	1	1	—	—	—	
235510	Carpentry contractors	491	3 309	14 572	46	32	4	3	5	1	1	—	—	—	
23552	Floor laying & other floor contractors	103	976	4 234	12	6	3	2	1	—	—	—	—	—	
235520	Floor laying & other floor contractors	103	976	4 234	12	6	3	2	1	—	—	—	—	—	
2356	Roofing, siding, & sheet metal contractors	1 081	7 016	32 160	49	15	10	8	11	3	2	—	—	—	
23561	Roofing, siding, & sheet metal contractors	1 081	7 016	32 160	49	15	10	8	11	3	2	—	—	—	
235610	Roofing, siding, & sheet metal contractors	1 081	7 016	32 160	49	15	10	8	11	3	2	—	—	—	
2357	Concrete contractors	223	1 289	6 859	17	8	2	4	—	3	—	—	—	—	
23571	Concrete contractors	223	1 289	6 859	17	8	2	4	—	3	—	—	—	—	
235710	Concrete contractors	223	1 289	6 859	17	8	2	4	—	3	—	—	—	—	
2359	Other special trade contractors	1 307	10 470	49 370	71	33	9	10	9	7	3	—	—	—	
23592	Glass & glazing contractors	294	2 730	11 553	11	3	2	1	3	1	1	—	—	—	
235920	Glass & glazing contractors	294	2 730	11 553	11	3	2	1	3	1	1	—	—	—	
23593	Excavation contractors	(C)	(D)	(D)	5	4	—	—	—	—	1	—	—	—	
23594	Wrecking & demolition contractors	(C)	(D)	(D)	2	—	—	—	1	—	1	—	—	—	
23595	Bldg equip & oth mach installation contractor	139	1 578	6 543	6	1	1	1	2	1	—	—	—	—	
235950	Bldg equip & oth mach installation contractor	139	1 578	6 543	6	1	1	1	2	1	—	—	—	—	
23599	All other special trade contractors	459	3 364	16 821	42	24	4	7	3	4	—	—	—	—	
235990	All other special trade contractors	459	3 364	16 821	42	24	4	7	3	4	—	—	—	—	
<b>31-33</b>	<b>Manufacturing</b>	<b>24 687</b>	<b>247 669</b>	<b>983 160</b>	<b>614</b>	<b>146</b>	<b>106</b>	<b>123</b>	<b>129</b>	<b>58</b>	<b>36</b>	<b>13</b>	<b>2</b>	<b>1</b>	
311	Food mfg	3 727	28 752	127 173	68	14	16	11	12	4	8	2	1	—	
3112	Grain & oilseed milling	(E)	(D)	(D)	2	—	—	—	1	—	1	—	—	—	
31122	Starch & vegetable fats & oils mfg	(C)	(D)	(D)	1	—	—	—	—	—	1	—	—	—	
3113	Sugar & confectionery product mfg	(F)	(D)	(D)	8	2	1	1	2	—	1	1	—	—	
31131	Sugar mfg	(E)	(D)	(D)	1	—	—	—	—	—	—	1	—	—	
31134	Nonchocolate confectionery mfg	(C)	(D)	(D)	3	2	—	—	—	—	1	—	—	—	
3115	Dairy product mfg	(E)	(D)	(D)	2	—	1	—	—	—	—	1	—	—	
31151	Dairy product (exc frozen) mfg	(E)	(D)	(D)	1	—	—	—	—	—	—	1	—	—	
3116	Animal slaughtering & processing	204	1 492	7 232	8	—	2	4	1	—	1	—	—	—	
31161	Animal slaughtering & processing	204	1 492	7 232	8	—	2	4	1	—	1	—	—	—	
3118	Bakeries & tortilla mfg	1 260	7 402	33 886	31	9	10	3	5	1	2	—	1	—	
31181	Bread & bakery product mfg	(G)	(D)	(D)	28	8	8	3	5	1	2	—	1	—	
311812	Commercial bakeries	1 108	6 881	31 603	13	3	3	1	2	1	2	—	1	—	
3119	Other food mfg	827	6 830	28 773	15	3	2	3	2	2	3	—	—	—	
31194	Seasoning & dressing mfg	289	2 375	10 474	4	—	1	1	—	1	4	—	—	—	
31199	All other food mfg	(E)	(D)	(D)	6	3	1	—	—	—	2	—	—	—	
312	Beverage & tobacco product mfg	469	6 227	24 436	5	—	1	—	1	2	—	1	—	—	
3121	Beverage mfg	469	6 227	24 436	5	—	1	—	1	2	—	1	—	—	
31211	Soft drink & ice mfg	469	6 227	24 436	5	—	1	—	1	2	—	1	—	—	
313	Textile mills	(E)	(D)	(D)	5	—	1	3	—	—	1	—	—	—	
3133	Textile, fabric finishing, fabric coating mills	(E)	(D)	(D)	4	—	1	2	—	—	1	—	—	—	
31331	Textile & fabric finishing mills	(E)	(D)	(D)	4	—	1	2	—	—	1	—	—	—	
314	Textile product mills	279	1 707	8 786	16	4	3	3	5	1	—	—	—	—	
3149	Other textile product mills	232	1 365	7 377	12	3	2	2	4	1	—	—	—	—	
31491	Textile bag & canvas mills	149	946	4 777	8	1	2	2	3	—	—	—	—	—	
315	Apparel manufacturing	664	3 011	13 440	25	4	6	3	7	5	—	—	—	—	
3152	Cut & sew apparel mfg	547	2 443	10 740	16	2	3	—	7	4	—	—	—	—	
31521	Cut & sew apparel contractors	166	861	3 974	4	1	—	—	1	2	—	—	—	—	
31522	Men's, boys' cut & sew apparel mfg	204	951	3 994	6	—	1	—	4	1	—	—	—	—	
31523	Women's, girls' cut & sew apparel mfg	(C)	(D)	(D)	4	—	2	—	1	1	—	—	—	—	
3159	Apparel accessories & other apparel mfg	117	568	2 700	9	2	3	3	—	1	—	—	—	—	
31599	Apparel accessories & other apparel mfg	117	568	2 700	9	2	3	3	—	1	—	—	—	—	
315999	Other apparel accessories & other apparel mfg	117	568	2 700	9	2	3	3	—	1	—	—	—	—	
321	Wood product mfg	192	1 119	5 066	13	5	—	3	5	—	—	—	—	—	
3219	Other wood product mfg	192	1 119	5 066	13	5	—	3	5	—	—	—	—	—	
32191	Millwork	(C)	(D)	(D)	7	3	—	2	2	—	—	—	—	—	
322	Paper mfg	1 370	11 256	43 118	20	1	2	3	4	4	1	—	—	—	
3221	Pulp, paper & paperboard mills	(C)	(D)	(D)	1	—	—	—	—	—	1	—	—	—	
32213	Paperboard mills	(C)	(D)	(D)	1	—	—	—	—	—	1	—	—	—	
3222	Converted paper product mfg	(G)	(D)	(D)	19	1	2	3	4	4	4	1	—	—	
32221	Paperboard container mfg	948	7 464	30 353	15	1	2	2	2	4	4	—	—	—	
32223	Stationery product mfg	(E)	(D)	(D)	2	—	—	—	1	—	—	1	—	—	

See footnotes at end of table.

**Table 6. Counties—Employees, Payroll, and Establishments by Industry: 2000—Con.**

[Excludes most government employees, railroad employees, and self-employed persons. Size class 1 to 4 includes establishments with payroll, but no employees, during mid-March pay period. (D) denotes figures withheld to avoid disclosing data for individual companies; the data are included in broader industry totals. Detailed industries with 100 or more employees are shown if industry was not a (D). For explanation of terms, abbreviations, and data reliability/comparability, see introductory text]

NAICS code	Industry	Number of employees for week including March 12	Payroll (\$1,000)		Total number of establishments	Number of establishments by employment-size class								
			First quarter	Annual		1 to 4	5 to 9	10 to 19	20 to 49	50 to 99	100 to 249	250 to 499	500 to 999	1,000 or more
<b>BALTIMORE (IC)—Con.</b>														
<b>31-33 Manufacturing—Con.</b>														
323	Printing & related support activities	2 608	21 602	91 381	113	33	21	22	23	10	4	—	—	—
3231	Printing & related support activities	2 608	21 602	91 381	113	33	21	22	23	10	4	—	—	—
32311	Printing	1 892	16 013	67 468	93	29	18	18	19	6	3	—	—	—
323110	Commercial lithographic printing	906	8 374	35 607	46	16	7	9	10	3	1	—	—	—
323113	Commercial screen printing	273	2 228	9 658	12	4	2	2	2	2	—	—	—	—
323114	Quick printing	176	1 319	5 472	17	4	6	4	3	—	—	—	—	—
323119	Other commercial printing	135	940	3 760	11	4	2	3	2	—	—	—	—	—
32312	Printing support activities	716	5 589	23 913	20	4	3	4	4	4	1	—	—	—
323121	Tradebinding & related work	445	3 245	13 736	7	—	—	2	2	2	1	—	—	—
323122	Prepress services	271	2 344	10 177	13	4	3	2	2	2	—	—	—	—
324	Petroleum & coal products mfg	(C)	(D)	(D)	7	1	3	1	1	1	—	—	—	—
3241	Petroleum & coal products mfg	(C)	(D)	(D)	7	1	3	1	1	1	—	—	—	—
32412	Asphalt paving, roofing & saturated mat mfg	113	1 290	4 785	4	1	2	—	—	1	—	—	—	—
325	Chemical mfg	4 420	58 006	238 608	49	6	7	10	5	8	7	5	1	—
3251	Basic chemical mfg	2 084	32 244	127 301	17	1	2	4	1	2	5	1	1	—
32513	Synthetic dye & pigment mfg	(F)	(D)	(D)	3	—	—	—	—	—	3	—	—	—
32518	Other basic inorganic chemical mfg	1 082	15 950	61 082	10	—	1	4	1	2	1	—	1	—
325188	All other basic inorganic chemical mfg	1 082	15 950	61 082	10	—	1	4	1	2	1	—	1	—
32519	Other basic organic chemical mfg	(E)	(D)	(D)	3	1	—	—	—	—	1	1	—	—
3254	Pharmaceutical & medicine mfg	563	9 063	38 119	5	2	—	—	—	1	1	1	—	—
32541	Pharmaceutical & medicine mfg	563	9 063	38 119	5	2	—	—	—	1	1	1	—	—
3255	Paint, coating & adhesive mfg	660	5 850	23 469	9	—	1	1	3	2	1	1	—	—
32551	Paint & coating mfg	(F)	(D)	(D)	8	—	1	1	3	1	1	1	—	—
3256	Soap, cleaners & toilet preparation mfg	1 031	10 153	46 602	11	2	2	2	—	3	—	2	—	—
32561	Soap & cleaning compound mfg	(F)	(D)	(D)	9	1	2	2	—	2	—	2	—	—
326	Plastics & rubber products mfg	1 748	13 800	63 139	26	2	4	4	9	4	—	3	—	—
3261	Plastics product mfg	1 481	11 767	54 363	17	1	3	2	6	2	—	3	—	—
32616	Plastics bottle mfg	(E)	(D)	(D)	2	—	—	1	—	—	—	1	—	—
32619	Other plastics product mfg	1 129	8 800	41 607	12	1	2	1	4	2	—	2	—	—
326199	All other plastics product mfg	1 129	8 800	41 607	12	1	2	1	4	2	—	2	—	—
3262	Rubber product mfg	267	2 033	8 776	9	1	1	2	3	2	—	—	—	—
32629	Other rubber product mfg	(C)	(D)	(D)	6	—	1	1	3	1	—	—	—	—
327	Nonmetallic mineral product mfg	1 056	9 583	40 196	18	6	3	4	—	1	3	1	—	—
3271	Clay product & refractory mfg	(C)	(D)	(D)	1	—	—	—	—	—	1	—	—	—
32711	Pottery, ceramics & plumbing fixture mfg	(C)	(D)	(D)	1	—	—	—	—	—	1	—	—	—
3272	Glass & glass product mfg	(E)	(D)	(D)	5	2	2	—	—	—	—	1	—	—
32721	Glass & glass product mfg	(E)	(D)	(D)	5	2	2	—	—	—	—	1	—	—
3273	Cement & concrete product mfg	(C)	(D)	(D)	5	1	—	3	—	1	—	—	—	—
32739	Other concrete product mfg	104	1 147	3 813	4	1	—	2	—	1	—	—	—	—
327390	Other concrete product mfg	104	1 147	3 813	4	1	—	2	—	1	—	—	—	—
3274	Lime & gypsum product mfg	(E)	(D)	(D)	3	1	—	—	—	—	2	—	—	—
32742	Gypsum product mfg	(E)	(D)	(D)	3	1	—	—	—	—	2	—	—	—
331	Primary metal mfg	(E)	(D)	(D)	11	3	2	1	4	1	—	—	—	—
3311	Iron & steel mills & ferroalloy mfg	(C)	(D)	(D)	2	—	—	—	1	1	—	—	—	—
33111	Iron & steel mills & ferroalloy mfg	(C)	(D)	(D)	2	—	—	—	1	1	—	—	—	—
3315	Foundries	(C)	(D)	(D)	5	2	—	1	2	—	—	—	—	—
332	Fabricated metal product mfg	2 244	17 960	80 761	95	19	14	26	26	6	4	—	—	—
3323	Architectural & structural metals mfg	584	4 217	18 682	28	4	1	12	9	2	—	—	—	—
33231	Plate work & fabricated structural prod mfg	264	2 319	10 081	10	2	—	3	3	2	—	—	—	—
33232	Ornamental & architectural metal prod mfg	320	1 898	8 601	18	2	1	9	6	—	—	—	—	—
332322	Sheet metal work mfg	170	1 123	5 487	8	—	—	5	3	—	—	—	—	—
332323	Ornamental & architectural metal work mfg	105	543	2 152	6	—	1	3	2	—	—	—	—	—
3326	Spring & wire product mfg	274	2 028	10 597	4	—	—	1	1	—	2	—	—	—
33261	Spring & wire product mfg	274	2 028	10 597	4	—	—	1	1	—	2	—	—	—
332618	Other fabricated wire product mfg	274	2 028	10 597	4	—	—	1	1	—	2	—	—	—
3327	Mach shops, turn prod, screw, nut, bolt mfg	715	6 514	29 368	30	6	8	7	6	1	2	—	—	—
33271	Machine shops	715	6 514	29 368	30	6	8	7	6	1	2	—	—	—
332710	Machine shops	715	6 514	29 368	30	6	8	7	6	1	2	—	—	—
3328	Coating, engrave, heat treating & oth activity	360	2 986	12 672	16	5	2	2	5	2	—	—	—	—
33281	Coating, engrave, heat treating & oth activity	360	2 986	12 672	16	5	2	2	5	2	—	—	—	—
332812	Metal coating, engraving & allied services	144	1 310	5 683	5	2	—	—	2	1	—	—	—	—
3329	Other fabricated metal product mfg	145	1 083	4 336	12	4	2	4	2	—	—	—	—	—
33299	All other fabricated metal product mfg	145	1 083	4 336	12	4	2	4	2	—	—	—	—	—
332999	All other misc fabricated metal product mfg	119	870	3 518	9	3	1	3	2	—	—	—	—	—
333	Machinery mfg	438	4 107	16 499	25	8	6	5	2	4	—	—	—	—
3339	Other general purpose machinery mfg	300	2 897	11 291	11	2	3	2	1	3	—	—	—	—
33399	All other general purpose machinery mfg	(E)	(D)	(D)	8	2	2	—	1	3	—	—	—	—
333993	Packaging machinery mfg	127	1 178	4 652	3	—	1	—	1	1	—	—	—	—
334	Computer & electronic product mfg	(C)	(D)	(D)	9	3	1	2	2	1	—	—	—	—
336	Transportation equipment mfg	2 810	47 597	146 804	12	4	1	—	4	—	2	—	—	1
3361	Motor vehicle mfg	(G)	(D)	(D)	1	—	—	—	—	—	—	—	—	1
33611	Automobile & light duty motor vehicle mfg	(G)	(D)	(D)	1	—	—	—	—	—	—	—	—	1
3364	Aerospace product & parts mfg	(C)	(D)	(D)	1	—	—	—	—	—	1	—	—	—
33641	Aerospace product & parts mfg	(C)	(D)	(D)	1	—	—	—	—	—	1	—	—	—
3366	Ship & boat building	152	1 674	6 055	4	1	1	—	1	—	1	—	—	—
33661	Ship & boat building	152	1 674	6 055	4	1	1	—	1	—	1	—	—	—
336611	Ship building & repairing	152	1 674	6 055	4	1	1	—	1	—	1	—	—	—

See footnotes at end of table.

**Table 6. Counties—Employees, Payroll, and Establishments by Industry: 2000—Con.**

[Excludes most government employees, railroad employees, and self-employed persons. Size class 1 to 4 includes establishments with payroll, but no employees, during mid-March pay period. (D) denotes figures withheld to avoid disclosing data for individual companies; the data are included in broader industry totals. Detailed industries with 100 or more employees are shown if industry was not a (D). For explanation of terms, abbreviations, and data reliability/comparability, see introductory text]

NAICS code	Industry	Number of employees for week including March 12	Payroll (\$1,000)		Total number of establishments	Number of establishments by employment-size class								
			First quarter	Annual		1 to 4	5 to 9	10 to 19	20 to 49	50 to 99	100 to 249	250 to 499	500 to 999	1,000 or more
<b>BALTIMORE (IC)—Con.</b>														
<b>31-33 Manufacturing—Con.</b>														
337	Furniture & related product mfg . . . . .	692	4 886	19 486	44	16	9	9	6	4	—	—	—	—
3371	HH & institutional furniture & kitchen cabinet mfg . . . . .	360	2 385	10 801	29	13	6	5	3	2	—	—	—	—
33711	Wood kitchen cabinet & countertop mfg . . . . .	128	725	3 012	14	7	1	5	1	—	—	—	—	—
337110	Wood kitchen cabinet & countertop mfg . . . . .	128	725	3 012	14	7	1	5	1	—	—	—	—	—
33712	Household & institutional furniture mfg . . . . .	232	1 660	7 789	15	6	5	—	2	2	—	—	—	—
337127	Institutional furniture mfg . . . . .	166	1 289	6 244	4	1	—	—	1	2	—	—	—	—
3372	Office furniture (including fixtures) mfg . . . . .	(E)	(D)	(D)	13	3	2	4	2	2	—	—	—	—
33721	Office furniture (including fixtures) mfg . . . . .	(E)	(D)	(D)	13	3	2	4	2	2	—	—	—	—
337215	Showcase, partition, shelving & locker mfg . . . . .	141	975	3 987	5	—	1	2	1	1	—	—	—	—
339	Miscellaneous mfg . . . . .	953	8 707	27 852	45	17	4	9	11	2	2	—	—	—
3391	Medical equipment & supplies mfg . . . . .	243	1 589	7 762	12	7	1	1	1	1	1	—	—	—
33911	Medical equipment & supplies mfg . . . . .	243	1 589	7 762	12	7	1	1	1	1	1	—	—	—
3399	Other miscellaneous mfg . . . . .	710	7 118	20 090	33	10	3	8	10	1	1	—	—	—
33993	Doll, toy & game mfg . . . . .	(C)	(D)	(D)	3	1	—	—	1	—	1	—	—	—
33995	Sign mfg . . . . .	213	1 647	7 326	16	4	3	5	4	—	—	—	—	—
339950	Sign mfg . . . . .	213	1 647	7 326	16	4	3	5	4	—	—	—	—	—
33999	All other misc mfg . . . . .	213	1 334	5 865	8	2	—	2	3	1	—	—	—	—
<b>42</b>	<b>Wholesale trade . . . . .</b>	<b>14 341</b>	<b>155 956</b>	<b>664 270</b>	<b>761</b>	<b>287</b>	<b>165</b>	<b>142</b>	<b>103</b>	<b>41</b>	<b>19</b>	<b>3</b>	<b>—</b>	<b>1</b>
421	Wholesale trade, durable goods . . . . .	8 360	102 562	440 241	455	156	112	86	60	27	12	2	—	—
4211	Motor vehicle, motor vehicle pt & supply whsle . . . . .	794	6 967	27 069	46	14	11	13	3	3	2	—	—	—
42111	Automobile & other motor vehicle whsle . . . . .	368	3 855	14 526	16	6	3	3	1	2	1	—	—	—
421110	Automobile & other motor vehicle whsle . . . . .	368	3 855	14 526	16	6	3	3	1	2	1	—	—	—
42112	Motor vehicle supplies & new parts whsle . . . . .	192	1 432	5 964	20	6	5	8	1	—	—	—	—	—
421120	Motor vehicle supplies & new parts whsle . . . . .	192	1 432	5 964	20	6	5	8	1	—	—	—	—	—
42114	Motor vehicle parts (used) whsle . . . . .	137	1 027	3 926	6	1	3	1	—	—	1	—	—	—
421140	Motor vehicle parts (used) whsle . . . . .	137	1 027	3 926	6	1	3	1	—	—	1	—	—	—
4212	Furniture & home furnishing whsle . . . . .	604	6 213	28 197	25	8	6	1	5	3	2	—	—	—
42121	Furniture whsle . . . . .	360	4 285	19 527	11	4	2	—	2	1	2	—	—	—
421210	Furniture whsle . . . . .	360	4 285	19 527	11	4	2	—	2	1	2	—	—	—
42122	Home furnishing whsle . . . . .	244	1 928	8 670	14	4	4	1	3	2	—	—	—	—
421220	Home furnishing whsle . . . . .	244	1 928	8 670	14	4	4	1	3	2	—	—	—	—
4213	Lumber & other construction materials whsle . . . . .	372	3 965	16 201	31	12	7	5	6	1	—	—	—	—
42131	Lumber, plywood, millwork & wood panel whsle . . . . .	197	2 119	8 687	14	7	1	2	3	1	—	—	—	—
421310	Lumber, plywood, millwork & wood panel whsle . . . . .	197	2 119	8 687	14	7	1	2	3	1	—	—	—	—
42133	Roofing, siding & insulation material whsle . . . . .	102	1 159	4 845	8	1	3	2	2	—	—	—	—	—
421330	Roofing, siding & insulation material whsle . . . . .	102	1 159	4 845	8	1	3	2	2	—	—	—	—	—
4214	Professional & commercial equip & supp whsle . . . . .	2 344	42 829	194 391	80	32	13	14	9	7	3	2	—	—
42142	Office equipment whsle . . . . .	521	6 695	21 990	16	6	1	3	3	1	2	—	—	—
421420	Office equipment whsle . . . . .	521	6 695	21 990	16	6	1	3	3	1	2	—	—	—
42143	Computer & peripheral equip & software whsle . . . . .	666	20 464	81 584	18	7	5	3	—	1	1	1	—	—
421430	Computer & peripheral equip & software whsle . . . . .	666	20 464	81 584	18	7	5	3	—	1	1	1	—	—
42144	Other commercial equipment whsle . . . . .	198	1 830	7 428	17	7	3	4	2	1	—	—	—	—
421440	Other commercial equipment whsle . . . . .	198	1 830	7 428	17	7	3	4	2	1	—	—	—	—
42146	Ophthalmic goods whsle . . . . .	180	1 125	5 663	4	1	—	—	1	2	—	—	—	—
421460	Ophthalmic goods whsle . . . . .	180	1 125	5 663	4	1	—	—	1	2	—	—	—	—
42149	Oth professional equipment & supplies whsle . . . . .	(F)	(D)	(D)	7	1	2	1	1	1	—	1	—	—
4215	Metal & mineral (except petroleum) whsle . . . . .	915	9 076	36 992	25	4	6	4	4	5	2	—	—	—
42151	Metal service centers & offices whsle . . . . .	(F)	(D)	(D)	23	4	6	3	4	4	2	—	—	—
4216	Electrical goods whsle . . . . .	678	10 024	38 556	44	17	10	10	4	2	1	—	—	—
42161	Elec equip, wiring supp, const material whsle . . . . .	299	3 141	11 929	17	3	4	7	1	2	—	—	—	—
421610	Elec equip, wiring supp, const material whsle . . . . .	299	3 141	11 929	17	3	4	7	1	2	—	—	—	—
42169	Other electronic parts & equipment whsle . . . . .	366	6 594	25 842	24	12	6	2	3	—	1	—	—	—
421690	Other electronic parts & equipment whsle . . . . .	366	6 594	25 842	24	12	6	2	3	—	1	—	—	—
4217	Hardware, plumb & heating equip & sup whsle . . . . .	479	4 862	20 079	46	19	11	8	7	1	—	—	—	—
42171	Hardware whsle . . . . .	182	1 982	7 480	17	7	4	3	3	—	—	—	—	—
421710	Hardware whsle . . . . .	182	1 982	7 480	17	7	4	3	3	—	—	—	—	—
42172	Plumbing & heating equipment & supplies whsle . . . . .	(C)	(D)	(D)	13	7	2	2	2	—	—	—	—	—
42173	Warm air heating & AC equip & supplies whsle . . . . .	174	1 707	7 798	13	3	5	2	2	1	—	—	—	—
421730	Warm air heating & AC equip & supplies whsle . . . . .	174	1 707	7 798	13	3	5	2	2	1	—	—	—	—
4218	Machinery, equipment & supplies whsle . . . . .	1 349	12 252	49 370	109	35	32	25	13	3	1	—	—	—
42183	Industrial machinery & equipment whsle . . . . .	705	6 625	25 521	50	17	13	14	3	2	1	—	—	—
421830	Industrial machinery & equipment whsle . . . . .	705	6 625	25 521	50	17	13	14	3	2	1	—	—	—
42184	Industrial supplies whsle . . . . .	450	3 987	16 621	33	8	10	5	9	1	—	—	—	—
421840	Industrial supplies whsle . . . . .	450	3 987	16 621	33	8	10	5	9	1	—	—	—	—
4219	Miscellaneous durable goods whsle . . . . .	825	6 374	29 386	49	15	16	6	9	2	1	—	—	—
42192	Toy & hobby goods & supplies whsle . . . . .	(C)	(D)	(D)	2	—	1	—	—	—	1	—	—	—
42193	Recyclable material whsle . . . . .	449	3 725	16 236	26	5	8	4	7	2	—	—	—	—
421930	Recyclable material whsle . . . . .	449	3 725	16 236	26	5	8	4	7	2	—	—	—	—
422	Wholesale trade, nondurable goods . . . . .	5 981	53 394	224 029	306	131	53	56	43	14	7	1	—	1
4221	Paper & paper product whsle . . . . .	520	5 299	23 702	26	5	5	7	6	3	—	—	—	—
42212	Stationery & office supplies whsle . . . . .	(C)	(D)	(D)	11	2	2	4	3	—	—	—	—	—
42213	Industrial & personal service paper whsle . . . . .	334	3 260	15 685	14	2	3	3	3	3	—	—	—	—
422130	Industrial & personal service paper whsle . . . . .	334	3 260	15 685	14	2	3	3	3	3	—	—	—	—
4222	Drugs & druggists' sundries whsle . . . . .	296	4 502	17 513	14	7	2	2	—	2	1	—	—	—
42221	Drugs & druggists' sundries whsle . . . . .	296	4 502	17 513	14	7	2	2	—	2	1	—	—	—
422210	Drugs & druggists' sundries whsle . . . . .	296	4 502	17 513	14	7	2	2	—	2	1	—	—	—

See footnotes at end of table.

**Table 6. Counties—Employees, Payroll, and Establishments by Industry: 2000—Con.**

[Excludes most government employees, railroad employees, and self-employed persons. Size class 1 to 4 includes establishments with payroll, but no employees, during mid-March pay period. (D) denotes figures withheld to avoid disclosing data for individual companies; the data are included in broader industry totals. Detailed industries with 100 or more employees are shown if industry was not a (D). For explanation of terms, abbreviations, and data reliability/comparability, see introductory text]

NAICS code	Industry	Number of employees for week including March 12	Payroll (\$1,000)		Total number of establishments	Number of establishments by employment-size class								
			First quarter	Annual		1 to 4	5 to 9	10 to 19	20 to 49	50 to 99	100 to 249	250 to 499	500 to 999	1,000 or more
<b>BALTIMORE (IC)—Con.</b>														
<b>42 Wholesale trade—Con.</b>														
Wholesale trade, nondurable goods—Con.														
422	Apparel, piece goods & notions whsle . . . . .	441	3 618	14 735	42	16	11	10	4	1	—	—	—	—
4223	Men's & boys' clothing & furnishings whsle . . . . .	146	1 054	4 382	16	6	4	5	1	—	—	—	—	—
422320	Men's & boys' clothing & furnishings whsle . . . . .	146	1 054	4 382	16	6	4	5	1	—	—	—	—	—
42233	Women's, children's, infants' clothing whsle . . . . .	161	861	3 989	13	7	3	1	1	1	—	—	—	—
422330	Women's, children's, infants' clothing whsle . . . . .	161	861	3 989	13	7	3	1	1	1	—	—	—	—
4224	Grocery & related product whsle . . . . .	2 370	16 649	75 034	95	41	14	20	14	3	2	—	—	1
42241	General line grocery whsle . . . . .	216	1 080	4 650	13	5	3	3	1	—	1	—	—	—
422410	General line grocery whsle . . . . .	216	1 080	4 650	13	5	3	3	1	—	1	—	—	—
42242	Packaged frozen food whsle . . . . .	105	585	3 041	9	4	1	2	2	—	—	—	—	—
422420	Packaged frozen food whsle . . . . .	105	585	3 041	9	4	1	2	2	—	—	—	—	—
42244	Poultry & poultry product whsle . . . . .	136	822	3 317	5	1	1	1	1	1	—	—	—	—
422440	Poultry & poultry product whsle . . . . .	136	822	3 317	5	1	1	1	1	1	—	—	—	—
42245	Confectionery whsle . . . . .	249	2 459	8 518	10	3	2	4	—	—	1	—	—	—
422450	Confectionery whsle . . . . .	249	2 459	8 518	10	3	2	4	—	—	1	—	—	—
42247	Meat & meat product whsle . . . . .	159	1 179	5 171	10	3	2	1	3	1	—	—	—	—
422470	Meat & meat product whsle . . . . .	159	1 179	5 171	10	3	2	1	3	1	—	—	—	—
42249	Other grocery & related products whsle . . . . .	1 389	9 799	45 960	33	13	4	9	6	—	—	—	—	1
422490	Other grocery & related products whsle . . . . .	1 389	9 799	45 960	33	13	4	9	6	—	—	—	—	1
4226	Chemical & allied products whsle . . . . . (C)	(D)	(D)	(D)	30	18	4	4	4	—	—	—	—	—
42269	Other chemical & allied products whsle . . . . .	181	2 123	8 669	26	15	4	4	3	—	—	—	—	—
422690	Other chemical & allied products whsle . . . . .	181	2 123	8 669	26	15	4	4	3	—	—	—	—	—
4227	Petroleum & petroleum products whsle . . . . .	242	3 249	13 413	21	6	5	6	4	—	—	—	—	—
42271	Petroleum bulk stations & terminals . . . . .	126	1 765	6 273	10	1	3	4	2	—	—	—	—	—
422710	Petroleum bulk stations & terminals . . . . .	126	1 765	6 273	10	1	3	4	2	—	—	—	—	—
42272	Petroleum prod whsle (exc bulk sta, terminals) . . . . .	116	1 484	7 140	11	5	2	2	2	—	—	—	—	—
422720	Petroleum prod whsle (exc bulk sta, terminals) . . . . .	116	1 484	7 140	11	5	2	2	2	—	—	—	—	—
4228	Beer, wine, distilled alcoholic beverage whsle . . . . .	638	6 783	28 854	9	4	1	—	1	—	3	—	—	—
42281	Beer & ale whsle . . . . . (E)	(D)	(D)	(D)	5	3	—	—	—	—	2	—	—	—
42282	Wine & distilled alcoholic beverage whsle . . . . . (E)	(D)	(D)	(D)	4	1	—	—	1	—	1	—	—	—
4229	Miscellaneous nondurable goods whsle . . . . .	1 239	10 631	39 612	68	34	11	7	9	5	1	1	—	—
42291	Farm supplies whsle . . . . .	114	572	2 471	7	2	1	1	3	—	—	—	—	—
422910	Farm supplies whsle . . . . .	114	572	2 471	7	2	1	1	3	—	—	—	—	—
42292	Book, periodical & newspaper whsle . . . . .	374	3 909	14 212	17	9	2	1	2	2	1	—	—	—
422920	Book, periodical & newspaper whsle . . . . .	374	3 909	14 212	17	9	2	1	2	2	1	—	—	—
42293	Flower, nursery stock, florists' supplies whsle . . . . .	136	948	4 352	6	2	1	—	2	1	—	—	—	—
422930	Flower, nursery stock, florists' supplies whsle . . . . .	136	948	4 352	6	2	1	—	2	1	—	—	—	—
42294	Tobacco & tobacco product whsle . . . . .	434	3 295	11 550	5	1	—	—	2	—	1	—	—	—
422940	Tobacco & tobacco product whsle . . . . .	434	3 295	11 550	5	1	—	—	2	—	1	—	—	—
<b>44-45</b>	<b>Retail trade . . . . .</b>	<b>20 064</b>	<b>97 959</b>	<b>413 783</b>	<b>2 132</b>	<b>1 113</b>	<b>501</b>	<b>310</b>	<b>149</b>	<b>37</b>	<b>20</b>	<b>2</b>	—	—
441	Motor vehicle & parts dealers . . . . .	2 122	17 283	73 893	129	45	41	20	12	7	4	—	—	—
4411	Automobile dealers . . . . .	1 296	12 276	52 721	53	27	10	3	6	4	—	—	—	—
44111	New car dealers . . . . .	1 167	11 581	48 785	18	4	—	2	2	6	4	—	—	—
441110	New car dealers . . . . .	1 167	11 581	48 785	18	4	—	2	2	6	4	—	—	—
44112	Used car dealers . . . . .	129	695	3 936	35	23	10	1	1	—	—	—	—	—
441120	Used car dealers . . . . .	129	695	3 936	35	23	10	1	1	—	—	—	—	—
4413	Automotive parts, accessories & tire stores . . . . .	729	4 135	17 324	64	12	29	15	7	1	—	—	—	—
44131	Automotive parts, accessories & tire stores . . . . .	507	2 494	10 404	43	10	16	12	4	1	—	—	—	—
441310	Automotive parts, accessories & tire stores . . . . .	507	2 494	10 404	43	10	16	12	4	1	—	—	—	—
44132	Tire dealers . . . . .	222	1 641	6 920	21	2	13	3	3	—	—	—	—	—
441320	Tire dealers . . . . .	222	1 641	6 920	21	2	13	3	3	—	—	—	—	—
442	Furniture & home furnishing stores . . . . .	449	2 789	12 071	64	35	17	8	3	1	—	—	—	—
4421	Furniture stores . . . . .	272	2 050	8 627	34	18	8	5	2	1	—	—	—	—
44211	Furniture stores . . . . .	272	2 050	8 627	34	18	8	5	2	1	—	—	—	—
442110	Furniture stores . . . . .	272	2 050	8 627	34	18	8	5	2	1	—	—	—	—
4422	Home furnishings stores . . . . .	177	739	3 444	30	17	9	3	1	—	—	—	—	—
44229	Other home furnishings stores . . . . .	133	332	1 329	19	9	7	2	1	—	—	—	—	—
443	Electronics & appliance stores . . . . .	266	1 742	6 706	53	29	16	7	1	—	—	—	—	—
4431	Electronics & appliance stores . . . . .	266	1 742	6 706	53	29	16	7	1	—	—	—	—	—
44311	Appliance, TV & all other electronics stores . . . . .	136	1 075	3 481	34	22	7	5	—	—	—	—	—	—
443112	Radio, television & other electronics stores . . . . .	112	909	2 930	27	16	7	4	—	—	—	—	—	—
444	Bldg material & garden equip & supp dealers . . . . .	1 279	9 284	39 592	99	47	24	13	10	4	1	—	—	—
4441	Building material & supplies dealers . . . . .	1 226	9 122	38 759	91	43	23	10	10	4	1	—	—	—
44411	Home centers . . . . .	264	1 522	5 640	5	2	—	2	—	—	1	—	—	—
444110	Home centers . . . . .	264	1 522	5 640	5	2	—	2	—	—	1	—	—	—
44419	Other building material dealers . . . . .	798	6 660	29 385	56	21	18	5	8	4	—	—	—	—
444190	Other building material dealers . . . . .	798	6 660	29 385	56	21	18	5	8	4	—	—	—	—
445	Food & beverage stores . . . . .	5 903	25 005	101 228	586	378	80	63	40	13	11	1	—	—
4451	Grocery stores . . . . .	4 589	20 459	82 369	263	143	24	38	33	13	11	1	—	—
44511	Grocery (except convenience) stores . . . . .	4 040	18 768	75 166	185	104	13	14	29	13	11	1	—	—
445110	Grocery (except convenience) stores . . . . .	4 040	18 768	75 166	185	104	13	14	29	13	11	1	—	—
44512	Convenience stores . . . . .	549	1 691	7 203	78	39	11	24	4	—	—	—	—	—
445120	Convenience stores . . . . .	549	1 691	7 203	78	39	11	24	4	—	—	—	—	—
4452	Specialty food stores . . . . .	495	1 626	7 002	88	49	23	11	5	—	—	—	—	—
44521	Meat markets . . . . .	258	967	3 928	34	13	12	6	3	—	—	—	—	—
445210	Meat markets . . . . .	258	967	3 928	34	13	12	6	3	—	—	—	—	—
44529	Other specialty food stores . . . . .	120	289	1 360	35	25	9	—	1	—	—	—	—	—
4453	Beer, wine & liquor stores . . . . .	819	2 920	11 857	235	186	33	14	2	—	—	—	—	—
44531	Beer, wine & liquor stores . . . . .	819	2 920	11 857	235	186	33	14	2	—	—	—	—	—
445310	Beer, wine & liquor stores . . . . .	819	2 920	11 857	235	186	33	14	2	—	—	—	—	—

See footnotes at end of table.

**Table 6. Counties—Employees, Payroll, and Establishments by Industry: 2000—Con.**

[Excludes most government employees, railroad employees, and self-employed persons. Size class 1 to 4 includes establishments with payroll, but no employees, during mid-March pay period. (D) denotes figures withheld to avoid disclosing data for individual companies; the data are included in broader industry totals. Detailed industries with 100 or more employees are shown if industry was not a (D). For explanation of terms, abbreviations, and data reliability/comparability, see introductory text]

NAICS code	Industry	Number of employees for week including March 12	Payroll (\$1,000)		Total number of establishments	Number of establishments by employment-size class									
			First quarter	Annual		1 to 4	5 to 9	10 to 19	20 to 49	50 to 99	100 to 249	250 to 499	500 to 999	1,000 or more	
<b>BALTIMORE (IC)—Con.</b>															
<b>44-45 Retail trade—Con.</b>															
446	Health & personal care stores	2 170	11 657	49 798	228	89	52	62	24	1	—	—	—	—	
4461	Health & personal care stores	2 170	11 657	49 798	228	89	52	62	24	1	—	—	—	—	
44611	Pharmacies & drug stores	1 754	9 755	41 265	142	34	30	56	21	1	—	—	—	—	
446110	Pharmacies & drug stores	1 754	9 755	41 265	142	34	30	56	21	1	—	—	—	—	
44612	Cosmetics, beauty supplies & perfume stores	125	364	1 754	28	18	7	2	1	—	—	—	—	—	
446120	Cosmetics, beauty supplies & perfume stores	125	364	1 754	28	18	7	2	1	—	—	—	—	—	
44613	Optical goods stores	104	586	2 382	27	17	10	—	—	—	—	—	—	—	
446130	Optical goods stores	104	586	2 382	27	17	10	—	—	—	—	—	—	—	
44619	Other health & personal care stores	187	952	4 397	31	20	5	4	2	—	—	—	—	—	
446191	Food (health) supplement stores	110	276	1 387	15	9	3	1	2	—	—	—	—	—	
447	Gasoline stations	1 000	3 576	14 772	147	73	48	21	3	2	—	—	—	—	
4471	Gasoline stations	1 000	3 576	14 772	147	73	48	21	3	2	—	—	—	—	
44711	Gasoline stations with convenience stores	322	962	3 985	51	27	12	10	2	—	—	—	—	—	
447110	Gasoline stations with convenience stores	322	962	3 985	51	27	12	10	2	—	—	—	—	—	
44719	Other gasoline stations	678	2 614	10 787	96	46	36	11	1	2	—	—	—	—	
447190	Other gasoline stations	678	2 614	10 787	96	46	36	11	1	2	—	—	—	—	
448	Clothing & clothing accessories stores	2 814	8 747	37 903	356	158	113	59	21	5	—	—	—	—	
4481	Clothing stores	1 853	5 188	22 358	206	92	47	46	18	3	—	—	—	—	
44811	Men's clothing stores	278	991	4 363	37	25	6	4	1	1	—	—	—	—	
448110	Men's clothing stores	278	991	4 363	37	25	6	4	1	1	—	—	—	—	
44812	Women's clothing stores	876	1 902	8 008	82	21	25	24	12	—	—	—	—	—	
448120	Women's clothing stores	876	1 902	8 008	82	21	25	24	12	—	—	—	—	—	
44813	Children's & infants' clothing stores	135	371	1 634	15	5	2	8	—	—	—	—	—	—	
448130	Children's & infants' clothing stores	135	371	1 634	15	5	2	8	—	—	—	—	—	—	
44814	Family clothing stores	354	1 168	5 064	32	15	5	7	3	2	—	—	—	—	
448140	Family clothing stores	354	1 168	5 064	32	15	5	7	3	2	—	—	—	—	
44819	Other clothing stores	138	550	2 521	21	12	5	2	2	—	—	—	—	—	
448190	Other clothing stores	138	550	2 521	21	12	5	2	2	—	—	—	—	—	
4482	Shoe stores	706	2 417	10 640	89	30	42	12	3	2	—	—	—	—	
44821	Shoe stores	706	2 417	10 640	89	30	42	12	3	2	—	—	—	—	
448210	Shoe stores	706	2 417	10 640	89	30	42	12	3	2	—	—	—	—	
4483	Jewelry, luggage & leather goods stores	255	1 142	4 905	61	36	24	1	—	—	—	—	—	—	
44831	Jewelry stores	(E)	(D)	(D)	60	35	24	1	—	—	—	—	—	—	
451	Sporting goods, hobby, book & music stores	688	2 290	10 208	102	50	31	15	5	1	—	—	—	—	
4511	Sporting goods, hobby, musical instrument stores	230	861	4 195	43	24	13	3	3	—	—	—	—	—	
4512	Book, periodical & music stores	458	1 429	6 013	59	26	18	12	2	1	—	—	—	—	
45121	Book stores & news dealers	262	836	3 264	34	18	7	7	1	1	—	—	—	—	
451211	Book stores	243	773	3 000	28	15	4	7	1	1	—	—	—	—	
45122	Prerecorded tape, CD & record stores	196	593	2 749	25	8	11	5	1	—	—	—	—	—	
451220	Prerecorded tape, CD & record stores	196	593	2 749	25	8	11	5	1	—	—	—	—	—	
452	General merchandise stores	898	2 580	11 206	80	38	17	16	6	1	2	—	—	—	
4521	Department stores	(E)	(D)	(D)	3	—	—	—	—	1	2	—	—	—	
45211	Department stores	(E)	(D)	(D)	3	—	—	—	—	1	2	—	—	—	
4529	Other general merchandise stores	(F)	(D)	(D)	77	38	17	16	6	—	—	—	—	—	
45299	All other general merchandise stores	(F)	(D)	(D)	77	38	17	16	6	—	—	—	—	—	
453	Miscellaneous store retailers	1 483	5 904	25 392	209	125	44	20	18	1	1	—	—	—	
4531	Florists	279	948	3 797	38	18	11	6	2	1	—	—	—	—	
45311	Florists	279	948	3 797	38	18	11	6	2	1	—	—	—	—	
453110	Florists	279	948	3 797	38	18	11	6	2	1	—	—	—	—	
4532	Office supplies, stationery & gift stores	442	1 521	6 961	66	36	16	8	6	—	—	—	—	—	
45322	Gift, novelty & souvenir stores	347	1 009	4 915	54	29	13	8	4	—	—	—	—	—	
453220	Gift, novelty & souvenir stores	347	1 009	4 915	54	29	13	8	4	—	—	—	—	—	
4533	Used merchandise stores	482	1 741	7 977	41	23	7	3	7	—	1	—	—	—	
45331	Used merchandise stores	482	1 741	7 977	41	23	7	3	7	—	1	—	—	—	
453310	Used merchandise stores	482	1 741	7 977	41	23	7	3	7	—	1	—	—	—	
4539	Other miscellaneous store retailers	280	1 694	6 657	64	48	10	3	3	—	—	—	—	—	
45399	All other miscellaneous store retailers	202	1 338	5 341	42	30	9	—	3	—	—	—	—	—	
453998	All other misc store retailers (exc tobacco)	174	1 210	4 824	34	25	6	—	3	—	—	—	—	—	
454	Nonstore retailers	992	7 102	31 014	79	46	18	6	6	1	1	1	—	—	
4542	Vending machine operators	156	861	4 383	28	18	5	3	2	—	—	—	—	—	
45421	Vending machine operators	156	861	4 383	28	18	5	3	2	—	—	—	—	—	
454210	Vending machine operators	156	861	4 383	28	18	5	3	2	—	—	—	—	—	
4543	Direct selling establishments	762	5 832	24 229	37	20	9	1	4	1	1	1	—	—	
45431	Fuel dealers	550	4 283	16 923	13	5	3	—	3	—	1	1	—	—	
454311	Heating oil dealers	550	4 283	16 923	13	5	3	—	3	—	1	1	—	—	
45439	Other direct selling establishments	212	1 549	7 306	24	15	6	1	1	—	—	—	—	—	
454390	Other direct selling establishments	212	1 549	7 306	24	15	6	1	1	—	—	—	—	—	
<b>48-49</b>	<b>Transportation &amp; warehousing</b>	<b>8 282</b>	<b>62 036</b>	<b>261 924</b>	<b>407</b>	<b>177</b>	<b>75</b>	<b>49</b>	<b>74</b>	<b>15</b>	<b>15</b>	—	<b>2</b>	—	
481	Air transportation	192	549	2 301	7	4	2	—	—	—	1	—	—	—	
4811	Scheduled air transportation	179	501	1 956	4	2	1	—	—	—	1	—	—	—	
48111	Scheduled air transportation	179	501	1 956	4	2	1	—	—	—	1	—	—	—	
483	Water transportation	305	3 753	16 406	11	5	1	—	4	—	1	—	—	—	
4832	Inland water transportation	(C)	(D)	(D)	3	1	—	—	1	—	1	—	—	—	
48321	Inland water transportation	(C)	(D)	(D)	3	1	—	—	1	—	1	—	—	—	

See footnotes at end of table.



**Table 6. Counties—Employees, Payroll, and Establishments by Industry: 2000—Con.**

[Excludes most government employees, railroad employees, and self-employed persons. Size class 1 to 4 includes establishments with payroll, but no employees, during mid-March pay period. (D) denotes figures withheld to avoid disclosing data for individual companies; the data are included in broader industry totals. Detailed industries with 100 or more employees are shown if industry was not a (D). For explanation of terms, abbreviations, and data reliability/comparability, see introductory text]

NAICS code	Industry	Number of employees for week including March 12	Payroll (\$1,000)		Total number of establishments	Number of establishments by employment-size class																		
			First quarter	Annual		1 to 4	5 to 9	10 to 19	20 to 49	50 to 99	100 to 249	250 to 499	500 to 999	1,000 or more										
<b>BALTIMORE (IC)—Con.</b>																								
<b>48-49 Transportation &amp; warehousing—Con.</b>																								
484	Truck transportation .....	2 960	24 350	101 505	158	70	29	16	29	5	9	—	—	—	—	—								
4841	General freight trucking .....	1 688	13 944	58 422	86	39	17	8	14	2	6	—	—	—	—	—								
48411	General freight trucking, local .....	256	1 780	6 736	32	20	4	3	5	—	—	—	—	—	—	—								
484110	General freight trucking, local .....	256	1 780	6 736	32	20	4	3	5	—	—	—	—	—	—	—								
48412	General freight trucking, long-distance .....	1 432	12 164	51 686	54	19	13	5	9	2	6	—	—	—	—	—								
484121	General freight trucking, long-distance, TL .....	713	5 145	20 046	46	18	12	5	8	1	2	—	—	—	—	—								
484122	General freight trucking, long-distance, LTL .....	719	7 019	31 640	8	1	1	—	1	1	4	—	—	—	—	—								
4842	Specialized freight trucking .....	1 272	10 406	43 083	72	31	12	8	15	3	3	—	—	—	—	—								
48421	Used household & office goods moving .....	392	2 956	12 013	23	12	3	2	4	1	1	—	—	—	—	—								
484210	Used household & office goods moving .....	392	2 956	12 013	23	12	3	2	4	1	1	—	—	—	—	—								
48422	Specialized freight (exc used) trucking, local .....	320	1 725	7 770	30	14	6	4	5	1	—	—	—	—	—	—								
484220	Specialized freight (exc used) trucking, local .....	320	1 725	7 770	30	14	6	4	5	1	—	—	—	—	—	—								
48423	Specialized freight (exc used) trucking, LDist .....	560	5 725	23 300	19	5	3	2	6	1	2	—	—	—	—	—								
484230	Specialized freight (exc used) trucking, LDist .....	560	5 725	23 300	19	5	3	2	6	1	2	—	—	—	—	—								
485	Transit & ground passenger transportation .....	1 027	3 607	13 836	57	24	6	6	17	3	1	—	—	—	—	—								
4853	Taxi & limousine service .....	291	1 082	4 400	22	12	3	2	3	2	—	—	—	—	—	—								
48531	Taxi service .....	140	866	3 203	11	7	1	—	2	1	—	—	—	—	—	—								
485310	Taxi service .....	140	866	3 203	11	7	1	—	2	1	—	—	—	—	—	—								
48532	Limousine service .....	151	216	1 197	11	5	2	2	1	1	—	—	—	—	—	—								
485320	Limousine service .....	151	216	1 197	11	5	2	2	1	1	—	—	—	—	—	—								
4854	School & employee bus transportation .....	574	2 062	7 396	16	1	1	1	11	1	1	—	—	—	—	—								
48541	School & employee bus transportation .....	574	2 062	7 396	16	1	1	1	11	1	1	—	—	—	—	—								
485410	School & employee bus transportation .....	574	2 062	7 396	16	1	1	1	11	1	1	—	—	—	—	—								
488	Transportation support activities .....	2 977	24 333	104 956	110	47	24	18	13	3	3	—	2	—	—	—								
4883	Water transportation support activities .....	2 099	16 643	72 606	20	4	3	1	6	2	2	—	2	—	—	—								
48831	Port & harbor operations .....	(E)	(D)	(D)	4	—	1	—	1	1	1	—	—	—	—	—								
48832	Marine cargo handling .....	1 676	13 118	58 162	7	1	—	—	2	1	1	—	2	—	—	—								
488320	Marine cargo handling .....	1 676	13 118	58 162	7	1	—	—	2	1	1	—	2	—	—	—								
4884	Road transportation support activities .....	(C)	(D)	(D)	13	7	2	2	2	—	—	—	—	—	—	—								
4885	Freight transportation arrangement .....	701	6 783	28 631	71	34	18	14	3	1	1	—	—	—	—	—								
48851	Freight transportation arrangement .....	701	6 783	28 631	71	34	18	14	3	1	1	—	—	—	—	—								
488510	Freight transportation arrangement .....	701	6 783	28 631	71	34	18	14	3	1	1	—	—	—	—	—								
492	Couriers & messengers .....	302	1 623	7 108	30	13	8	4	4	1	—	—	—	—	—	—								
4921	Couriers .....	119	545	2 634	12	5	3	2	2	—	—	—	—	—	—	—								
49211	Couriers .....	119	545	2 634	12	5	3	2	2	—	—	—	—	—	—	—								
492110	Couriers .....	119	545	2 634	12	5	3	2	2	—	—	—	—	—	—	—								
4922	Local messengers & local delivery .....	183	1 078	4 474	18	8	5	2	2	1	—	—	—	—	—	—								
49221	Local messengers & local delivery .....	183	1 078	4 474	18	8	5	2	2	1	—	—	—	—	—	—								
492210	Local messengers & local delivery .....	183	1 078	4 474	18	8	5	2	2	1	—	—	—	—	—	—								
493	Warehousing & storage .....	449	3 607	14 052	28	9	5	5	7	2	—	—	—	—	—	—								
4931	Warehousing & storage .....	449	3 607	14 052	28	9	5	5	7	2	—	—	—	—	—	—								
49311	General warehousing & storage .....	307	2 409	9 430	20	7	4	3	5	1	—	—	—	—	—	—								
493110	General warehousing & storage .....	307	2 409	9 430	20	7	4	3	5	1	—	—	—	—	—	—								
49319	Other warehousing & storage .....	(C)	(D)	(D)	6	1	1	2	1	1	—	—	—	—	—	—								
<b>51</b>	<b>Information .....</b>	<b>8 544</b>	<b>106 502</b>	<b>412 765</b>	<b>215</b>	<b>96</b>	<b>27</b>	<b>23</b>	<b>36</b>	<b>12</b>	<b>15</b>	<b>2</b>	<b>4</b>	<b>—</b>	<b>—</b>	<b>—</b>								
511	Publishing industries .....	2 354	23 921	101 517	46	18	7	4	10	1	4	—	2	—	—	—								
5111	Newspaper, periodical, book, database publishers .....	2 133	20 268	84 479	31	10	5	2	8	1	3	—	2	—	—	—								
51111	Newspaper publishers .....	948	8 321	39 222	10	3	—	2	2	1	1	—	1	—	—	—								
511110	Newspaper publishers .....	948	8 321	39 222	10	3	—	2	2	1	1	—	1	—	—	—								
51112	Periodical publishers .....	174	1 554	7 114	12	4	3	—	5	—	—	—	—	—	—	—								
511120	Periodical publishers .....	174	1 554	7 114	12	4	3	—	5	—	—	—	—	—	—	—								
51113	Book publishers .....	(F)	(D)	(D)	4	1	1	—	—	—	1	—	1	—	—	—								
51119	Other publishers .....	(E)	(D)	(D)	3	1	—	—	1	—	1	—	—	—	—	—								
5112	Software publishers .....	221	3 653	17 038	15	8	2	2	2	—	1	—	—	—	—	—								
51121	Software publishers .....	221	3 653	17 038	15	8	2	2	2	—	1	—	—	—	—	—								
511210	Software publishers .....	221	3 653	17 038	15	8	2	2	2	—	1	—	—	—	—	—								
512	Motion picture & sound recording industries .....	262	1 491	5 828	30	21	1	2	5	1	—	—	—	—	—	—								
5121	Motion picture & video industries .....	222	1 217	4 564	24	16	1	2	4	1	—	—	—	—	—	—								
51213	Motion picture & video exhibition .....	132	274	866	5	—	1	1	2	1	—	—	—	—	—	—								
512131	Motion picture theaters (except drive-ins) ..	132	274	866	5	—	1	1	2	1	—	—	—	—	—	—								
513	Broadcasting & telecommunications .....	4 867	68 207	258 026	98	42	11	13	13	6	9	2	2	—	—	—								
5131	Radio & television broadcasting .....	(F)	(D)	(D)	18	8	—	2	2	2	4	—	—	—	—	—								
51311	Radio broadcasting .....	(C)	(D)	(D)	6	2	—	2	—	1	1	—	—	—	—	—								
51312	Television broadcasting .....	671	9 648	40 168	12	6	—	—	2	1	3	—	—	—	—	—								
513120	Television broadcasting .....	671	9 648	40 168	12	6	—	—	2	1	3	—	—	—	—	—								
5132	Cable networks & program distribution .....	(E)	(D)	(D)	4	2	—	—	1	—	—	1	—	—	—	—								
51322	Cable & other program distribution .....	(E)	(D)	(D)	3	1	—	—	1	—	—	1	—	—	—	—								
5133	Telecommunications .....	3 633	53 016	193 783	76	32	11	11	10	4	5	1	2	—	—	—								
51331	Wired telecommunications carriers .....	3 435	50 392	181 155	57	22	7	9	8	3	5	1	2	—	—	—								
513310	Wired telecommunications carriers .....	3 435	50 392	181 155	57	22	7	9	8	3	5	1	2	—	—	—								
51333	Telecommunications resellers .....	100	1 710	6 910	5	2	1	—	1	—	—	—	—	—	—	—								
513330	Telecommunications resellers .....	100	1 710	6 910	5	2	1	—	1	—	—	—	—	—	—	—								
514	Information & data processing services .....	1 061	12 883	47 394	41	15	8	4	8	4	2	—	—	—	—	—								
5141	Information services .....	679	9 293	34 075	30	10	7	3	6	3	1	—	—	—	—	—								
51419	Other information services .....	548	8 559	31 007	25	10	5	3	4	2	1	—	—	—	—	—								
5142	Data processing services .....	382	3 590	13 319	11	5	1	1	2	1	1	—	—	—	—	—								
51421	Data processing services .....	382	3 590	13 319	11	5	1	1	2	1	1	—	—	—	—	—								
514210	Data processing services .....	382	3 590	13 319	11	5	1	1	2	1	1	—	—	—	—	—								

See footnotes at end of table.

**Table 6. Counties—Employees, Payroll, and Establishments by Industry: 2000—Con.**

[Excludes most government employees, railroad employees, and self-employed persons. Size class 1 to 4 includes establishments with payroll, but no employees, during mid-March pay period. (D) denotes figures withheld to avoid disclosing data for individual companies; the data are included in broader industry totals. Detailed industries with 100 or more employees are shown if industry was not a (D). For explanation of terms, abbreviations, and data reliability/comparability, see introductory text]

NAICS code	Industry	Number of employees for week including March 12	Payroll (\$1,000)		Total number of establishments	Number of establishments by employment-size class								
			First quarter	Annual		1 to 4	5 to 9	10 to 19	20 to 49	50 to 99	100 to 249	250 to 499	500 to 999	1,000 or more
<b>BALTIMORE (IC)—Con.</b>														
<b>52</b>	<b>Finance &amp; insurance</b> .....	<b>20 476</b>	<b>368 655</b>	<b>1 401 530</b>	<b>733</b>	<b>365</b>	<b>171</b>	<b>96</b>	<b>48</b>	<b>15</b>	<b>20</b>	<b>11</b>	<b>3</b>	<b>4</b>
521	Monetary authorities - central bank .....	(E)	(D)	(D)	1	—	—	—	—	—	—	1	—	—
5211	Monetary authorities - central bank .....	(E)	(D)	(D)	1	—	—	—	—	—	—	1	—	—
52111	Monetary authorities - central bank .....	(E)	(D)	(D)	1	—	—	—	—	—	—	1	—	—
522	Credit intermediation & related activities .....	8 069	100 793	363 613	355	149	125	50	14	2	7	5	2	1
5221	Depository credit intermediation .....	6 630	84 370	303 762	209	64	85	36	11	1	5	4	2	1
52211	Commercial banking .....	5 918	79 059	281 003	144	39	66	24	3	1	4	4	2	1
522110	Commercial banking .....	5 918	79 059	281 003	144	39	66	24	3	1	4	4	2	1
52212	Savings institutions .....	407	3 296	13 305	38	10	14	8	6	—	—	—	—	—
522120	Savings institutions .....	407	3 296	13 305	38	10	14	8	6	—	—	—	—	—
52213	Credit unions .....	305	2 015	9 454	27	15	5	4	2	—	1	—	—	—
522130	Credit unions .....	305	2 015	9 454	27	15	5	4	2	—	1	—	—	—
5222	Nondepository credit intermediation .....	1 177	14 976	52 052	91	52	26	6	3	1	2	1	—	—
52229	Other nondepository credit intermediation .....	1 110	13 953	47 758	75	40	25	3	3	1	2	1	—	—
522292	Real estate credit .....	530	5 611	19 045	26	12	8	—	3	1	2	—	—	—
5223	Activities related to credit intermediation .....	262	1 447	7 799	55	33	14	8	—	—	—	—	—	—
52239	Other credit intermediation activities .....	(C)	(D)	(D)	40	25	9	6	—	—	—	—	—	—
523	Security, commodity contracts & like activity .....	4 687	161 228	659 432	130	64	21	17	14	7	5	—	—	2
5231	Scrt'y & comdty contracts intermed & brokerage .....	2 715	102 344	384 406	47	17	7	8	6	4	4	—	—	1
52311	Investment banking & securities dealing .....	(C)	(D)	(D)	16	10	2	1	1	—	—	—	—	—
52312	Securities brokerage .....	2 573	79 845	336 580	30	7	5	5	5	3	4	—	—	1
523120	Securities brokerage .....	2 573	79 845	336 580	30	7	5	5	5	3	4	—	—	1
5239	Other financial investment activities .....	1 972	58 884	275 026	83	47	14	9	8	3	1	—	—	1
52392	Portfolio management .....	1 602	42 453	220 643	42	21	8	6	5	—	1	—	—	1
523920	Portfolio management .....	1 602	42 453	220 643	42	21	8	6	5	—	1	—	—	1
52393	Investment advice .....	208	8 191	22 215	23	16	2	2	1	2	—	—	—	—
523930	Investment advice .....	208	8 191	22 215	23	16	2	2	1	2	—	—	—	—
524	Insurance carriers & related activities .....	(I)	(D)	(D)	237	149	24	27	17	5	8	5	1	1
5241	Insurance carriers .....	5 674	82 004	284 212	61	24	3	12	7	3	6	4	1	1
52411	Direct life, health, medical insurance carriers .....	(G)	(D)	(D)	25	9	1	6	2	1	3	3	—	—
52412	Other direct insurance carriers .....	3 870	50 547	174 809	35	15	2	5	5	2	3	1	1	1
524126	Direct property & casualty insurance carriers .....	3 777	49 350	170 526	32	15	2	4	3	2	3	1	1	1
5242	Agencies & other insurance related activities .....	(G)	(D)	(D)	176	125	21	15	10	2	1	—	—	—
52421	Insurance agencies & brokerages .....	1 077	11 923	49 481	147	109	18	12	5	1	1	1	—	—
524210	Insurance agencies & brokerages .....	1 077	11 923	49 481	147	109	18	12	5	1	1	1	—	—
52429	Other insurance related activities .....	(E)	(D)	(D)	29	16	3	3	5	1	1	—	—	—
524292	Insurance & pension funds, third party admin .....	205	2 247	9 329	15	7	1	2	4	1	—	—	—	—
524298	All other insurance related activities .....	165	2 807	10 116	6	3	—	1	1	—	1	—	—	—
525	Funds, trusts, & other financial vehicles (part) .....	(C)	(D)	(D)	10	3	1	2	3	1	—	—	—	—
5259	Other investment pools & funds .....	(C)	(D)	(D)	10	3	1	2	3	1	—	—	—	—
52593	Real estate investment trusts .....	165	1 628	5 279	6	1	1	1	2	1	—	—	—	—
525930	Real estate investment trusts .....	165	1 628	5 279	6	1	1	1	2	1	—	—	—	—
<b>53</b>	<b>Real estate &amp; rental &amp; leasing</b> .....	<b>6 182</b>	<b>46 643</b>	<b>192 416</b>	<b>602</b>	<b>326</b>	<b>138</b>	<b>80</b>	<b>43</b>	<b>7</b>	<b>5</b>	<b>2</b>	<b>1</b>	<b>—</b>
531	Real estate .....	5 109	38 535	160 619	501	288	101	63	37	5	5	1	1	—
5311	Lessors of real estate .....	2 146	14 411	56 488	257	134	54	42	24	1	2	—	—	—
53111	Lessors of residential buildings & dwellings .....	1 351	5 828	24 451	163	76	37	35	14	—	1	—	—	—
531110	Lessors of residential buildings & dwellings .....	1 351	5 828	24 451	163	76	37	35	14	—	1	—	—	—
53112	Lessors of nonres bldg (exc miniwarehouses) .....	771	8 482	31 598	82	47	16	7	10	1	1	—	—	—
531120	Lessors of nonres bldg (exc miniwarehouses) .....	771	8 482	31 598	82	47	16	7	10	1	1	—	—	—
5312	Offices of real estate agents & brokers .....	505	6 588	33 055	75	49	17	4	2	3	—	—	—	—
53121	Offices of real estate agents & brokers .....	505	6 588	33 055	75	49	17	4	2	3	—	—	—	—
531210	Offices of real estate agents & brokers .....	505	6 588	33 055	75	49	17	4	2	3	—	—	—	—
5313	Activities related to real estate .....	2 458	17 536	71 076	169	105	30	17	11	1	3	1	1	—
53131	Real estate property managers .....	2 263	14 916	62 615	115	61	25	14	9	1	3	1	1	—
531311	Residential property managers .....	1 853	12 391	52 143	77	38	19	9	7	—	2	1	1	—
531312	Nonresidential property managers .....	410	2 525	10 472	38	23	6	5	2	1	1	—	—	—
53139	Other activities related to real estate .....	160	2 440	7 698	36	26	5	3	2	—	—	—	—	—
531390	Other activities related to real estate .....	160	2 440	7 698	36	26	5	3	2	—	—	—	—	—
532	Rental & leasing services .....	(G)	(D)	(D)	98	36	37	16	6	2	—	1	—	—
5321	Automotive equipment rental & leasing .....	587	5 198	20 478	28	12	8	2	3	2	—	1	—	—
53212	Truck, utility trailer & RV rental & leasing .....	489	4 308	17 549	21	8	7	2	2	1	—	1	—	—
532120	Truck, utility trailer & RV rental & leasing .....	489	4 308	17 549	21	8	7	2	2	1	—	1	—	—
5322	Consumer goods rental .....	277	1 031	40	15	13	7	1	1	—	—	—	—	—
53223	Video tape & disc rental .....	235	646	2 578	28	7	10	10	1	—	—	—	—	—
532230	Video tape & disc rental .....	235	646	2 578	28	7	10	10	1	—	—	—	—	—
<b>54</b>	<b>Professional, scientific &amp; technical services</b> .....	<b>20 719</b>	<b>252 472</b>	<b>1 119 312</b>	<b>1 541</b>	<b>949</b>	<b>230</b>	<b>169</b>	<b>107</b>	<b>52</b>	<b>24</b>	<b>8</b>	<b>1</b>	<b>1</b>
541	Professional, scientific & technical services .....	20 719	252 472	1 119 312	1 541	949	230	169	107	52	24	8	1	1
5411	Legal services .....	6 470	89 777	405 673	627	399	97	67	40	13	8	3	—	—
54111	Offices of lawyers .....	6 396	89 037	402 738	609	387	93	65	40	13	8	3	—	—
541110	Offices of lawyers .....	6 396	89 037	402 738	609	387	93	65	40	13	8	3	—	—
5412	Accounting, tax prep, bookkeep, payroll services .....	3 141	36 928	170 946	140	85	23	11	5	10	4	1	1	—
54121	Accounting, tax prep, bookkeep, payroll services .....	3 141	36 928	170 946	140	85	23	11	5	10	4	1	1	—
541211	Services of certified public accountants .....	1 671	24 820	109 038	70	40	13	6	2	5	3	1	—	—
541213	Tax preparation services .....	105	398	1 193	19	15	3	—	—	1	—	—	—	—
541214	Payroll services .....	872	7 788	46 363	9	3	—	2	2	1	—	—	—	—
541219	Other accounting services .....	493	3 922	14 352	42	27	7	3	1	3	1	—	—	—

See footnotes at end of table.

**Table 6. Counties—Employees, Payroll, and Establishments by Industry: 2000—Con.**

[Excludes most government employees, railroad employees, and self-employed persons. Size class 1 to 4 includes establishments with payroll, but no employees, during mid-March pay period. (D) denotes figures withheld to avoid disclosing data for individual companies; the data are included in broader industry totals. Detailed industries with 100 or more employees are shown if industry was not a (D). For explanation of terms, abbreviations, and data reliability/comparability, see introductory text]

NAICS code	Industry	Number of employees for week including March 12	Payroll (\$1,000)		Total number of establishments	Number of establishments by employment-size class									
			First quarter	Annual		1 to 4	5 to 9	10 to 19	20 to 49	50 to 99	100 to 249	250 to 499	500 to 999	1,000 or more	
<b>BALTIMORE (IC)—Con.</b>															
<b>54</b>	<b>Professional, scientific &amp; technical services—Con.</b>														
541	Professional, scientific & technical services—Con.														
5413	Architectural, engineering & related services ...	3 421	38 744	174 372	163	74	28	22	23	9	4	3	—	—	
54131	Architectural services .....	1 084	14 484	63 029	59	25	10	10	8	5	1	—	—	—	
541310	Architectural services .....	1 084	14 484	63 029	59	25	10	10	8	5	1	—	—	—	
54133	Engineering services .....	2 153	23 000	105 745	79	33	14	10	13	3	3	3	—	—	
541330	Engineering services .....	2 153	23 000	105 745	79	33	14	10	13	3	3	3	—	—	
5414	Specialized design services .....	496	5 371	22 405	75	49	13	9	2	2	—	—	—	—	
54141	Interior design services (C)	(D)	(D)	(D)	25	15	5	3	2	—	—	—	—	—	
54143	Graphic design services .....	248	2 695	11 481	48	33	8	6	—	1	—	—	—	—	
541430	Graphic design services .....	248	2 695	11 481	48	33	8	6	—	1	—	—	—	—	
5415	Computer systems design & related services ...	1 266	17 220	76 341	140	97	20	11	7	2	3	—	—	—	
54151	Computer systems design & related services ...	1 266	17 220	76 341	140	97	20	11	7	2	3	—	—	—	
541511	Custom computer programming services ...	658	10 505	46 241	56	42	4	4	3	1	2	—	—	—	
541512	Computer systems design services .....	514	5 685	25 015	55	34	10	5	4	1	1	—	—	—	
5416	Management, sci & tech consulting services ....	1 108	12 343	56 056	149	106	16	15	6	5	1	—	—	—	
54161	Management consulting services .....	995	11 367	51 349	128	88	16	14	4	5	1	—	—	—	
541611	Admin & gen management consulting services .....	449	4 967	24 106	68	51	6	8	1	1	1	—	—	—	
541612	Human res & exec search consulting services .....	342	4 832	19 964	26	13	5	3	2	3	—	—	—	—	
541613	Marketing consulting services .....	123	1 023	5 363	28	22	4	1	—	1	—	—	—	—	
5417	Scientific R&D services .....	1 533	19 119	75 191	31	13	3	3	3	5	3	1	—	—	
54171	R&D in physical, engineering & life sciences ..	(G)	(D)	(D)	27	11	2	3	3	4	3	1	—	—	
54172	R&D in social sciences & humanities .....	(C)	(D)	(D)	4	2	1	—	—	1	—	—	—	—	
5418	Advertising & related services .....	1 408	15 049	66 822	103	53	15	13	15	6	1	—	—	—	
54181	Advertising agencies .....	935	10 993	48 659	46	20	6	5	9	5	1	—	—	—	
541810	Advertising agencies .....	935	10 993	48 659	46	20	6	5	9	5	1	—	—	—	
54186	Direct mail advertising .....	241	2 180	9 242	10	3	—	2	4	1	—	—	—	—	
541860	Direct mail advertising .....	241	2 180	9 242	10	3	—	2	4	1	—	—	—	—	
5419	Oth professional, scientific, technical services ..	1 876	17 921	71 506	113	73	15	18	6	—	—	—	—	1	
54192	Photographic services .....	123	704	3 326	38	30	5	2	1	—	—	—	—	—	
54194	Veterinary services .....	246	1 082	5 160	19	2	2	12	3	—	—	—	—	—	
541940	Veterinary services .....	246	1 082	5 160	19	2	2	12	3	—	—	—	—	—	
54199	All oth prof, scientific & technical services .....	1 446	15 876	61 511	45	34	6	2	2	—	—	—	—	1	
541990	All oth prof, scientific & technical services ..	1 446	15 876	61 511	45	34	6	2	2	—	—	—	—	1	
<b>55</b>	<b>Management of companies &amp; enterprises .</b>	<b>6 547</b>	<b>89 787</b>	<b>348 393</b>	<b>97</b>	<b>36</b>	<b>11</b>	<b>11</b>	<b>17</b>	<b>8</b>	<b>9</b>	<b>1</b>	<b>3</b>	<b>1</b>	
551	Management of companies & enterprises .....	6 547	89 787	348 393	97	36	11	11	17	8	9	1	3	1	
5511	Management of companies & enterprises .....	6 547	89 787	348 393	97	36	11	11	17	8	9	1	3	1	
55111	Management of companies & enterprises .....	6 547	89 787	348 393	97	36	11	11	17	8	9	1	3	1	
551114	Corp, subsidiary & regional managing offices .....	4 409	62 861	263 576	76	26	10	9	13	8	8	—	1	1	
<b>56</b>	<b>Admin, support, waste mgt, remediation services .....</b>	<b>22 641</b>	<b>111 671</b>	<b>502 558</b>	<b>639</b>	<b>316</b>	<b>93</b>	<b>69</b>	<b>69</b>	<b>39</b>	<b>33</b>	<b>12</b>	<b>6</b>	<b>2</b>	
561	Administrative & support services .....	21 842	103 863	467 939	605	306	84	65	63	35	32	12	6	2	
5611	Office administrative services .....	1 707	22 971	104 853	67	31	8	12	10	3	2	—	1	—	
56111	Office administrative services .....	1 707	22 971	104 853	67	31	8	12	10	3	2	—	1	—	
561110	Office administrative services .....	1 707	22 971	104 853	67	31	8	12	10	3	2	—	1	—	
5613	Employment services .....	9 349	34 286	164 035	113	38	6	12	18	12	16	8	2	1	
56131	Employment placement agencies .....	925	4 229	19 242	31	15	2	4	4	2	4	—	—	—	
561310	Employment placement agencies .....	925	4 229	19 242	31	15	2	4	4	2	4	—	—	—	
56132	Temporary help services .....	6 773	24 268	120 365	70	20	4	5	11	9	11	8	2	—	
561320	Temporary help services .....	6 773	24 268	120 365	70	20	4	5	11	9	11	8	2	—	
56133	Employee leasing services .....	1 651	5 789	24 428	12	3	—	3	3	1	1	—	—	1	
561330	Employee leasing services .....	1 651	5 789	24 428	12	3	—	3	3	1	1	—	—	1	
5614	Business support services .....	964	5 175	21 401	57	27	7	10	8	4	1	—	—	—	
56142	Telephone call centers .....	346	1 573	6 878	10	4	—	2	3	—	1	—	—	—	
561422	Telemarketing bureaus .....	278	1 364	6 052	6	2	—	2	1	—	1	—	—	—	
56143	Business service centers .....	400	2 195	8 185	23	11	3	1	5	3	—	—	—	—	
561439	Oth business service centers (incl copy shops) .....	390	2 128	7 940	19	8	2	1	5	3	—	—	—	—	
56144	Collection agencies .....	123	723	3 595	7	2	1	3	—	1	—	—	—	—	
561440	Collection agencies .....	123	723	3 595	7	2	1	3	—	1	—	—	—	—	
5615	Travel arrangement & reservation services .....	225	1 496	5 993	46	35	5	5	—	1	—	—	—	—	
56151	Travel agencies .....	146	789	3 228	40	33	4	3	—	—	—	—	—	—	
561510	Travel agencies .....	146	789	3 228	40	33	4	3	—	—	—	—	—	—	
5616	Investigation & security services .....	2 805	12 718	50 819	58	20	9	11	3	5	7	3	—	—	
56161	Investigation, guard & armored car services ..	2 490	10 086	40 622	42	13	6	7	3	4	6	3	—	—	
561611	Investigation services .....	516	1 758	6 402	13	5	2	3	1	—	1	—	—	—	
561612	Security guards & patrol services .....	1 678	7 015	28 571	25	8	3	4	2	2	4	2	—	—	
561613	Armored car services .....	296	1 313	5 649	4	—	—	—	—	2	1	—	—	—	
56162	Security systems services .....	315	2 632	10 197	16	7	3	4	—	1	1	—	—	—	
561621	Security systems services (except locksmiths) .....	283	2 343	9 004	8	2	1	3	—	1	1	—	—	—	
5617	Services to buildings & dwellings .....	5 479	18 993	88 054	203	118	42	10	17	7	5	1	2	1	
56172	Janitorial services .....	4 851	16 143	72 887	141	81	30	7	9	6	4	1	2	1	
561720	Janitorial services .....	4 851	16 143	72 887	141	81	30	7	9	6	4	1	2	1	
56173	Landscaping services .....	461	1 953	10 191	35	21	5	2	5	1	1	—	—	—	
561730	Landscaping services .....	461	1 953	10 191	35	21	5	2	5	1	1	—	—	—	
5619	Other support services .....	1 247	7 768	30 899	54	34	5	4	6	3	1	—	1	—	
56199	All other support services .....	1 105	6 580	25 534	35	22	3	3	2	3	1	—	1	—	
561990	All other support services .....	1 105	6 580	25 534	35	22	3	3	2	3	1	—	1	—	

See footnotes at end of table.

**Table 6. Counties—Employees, Payroll, and Establishments by Industry: 2000—Con.**

[Excludes most government employees, railroad employees, and self-employed persons. Size class 1 to 4 includes establishments with payroll, but no employees, during mid-March pay period. (D) denotes figures withheld to avoid disclosing data for individual companies; the data are included in broader industry totals. Detailed industries with 100 or more employees are shown if industry was not a (D). For explanation of terms, abbreviations, and data reliability/comparability, see introductory text]

NAICS code	Industry	Number of employees for week including March 12	Payroll (\$1,000)		Total number of establishments	Number of establishments by employment-size class									
			First quarter	Annual		1 to 4	5 to 9	10 to 19	20 to 49	50 to 99	100 to 249	250 to 499	500 to 999	1,000 or more	
<b>BALTIMORE (IC)—Con.</b>															
<b>56</b>	<b>Admin, support, waste mgmt, remediation services—Con.</b>														
562	Waste management & remediation services . . . . .	799	7 808	34 619	34	10	9	4	6	4	1	—	—	—	
5621	Waste collection . . . . .	334	3 050	13 142	13	6	4	—	—	2	1	—	—	—	
56211	Waste collection . . . . .	334	3 050	13 142	13	6	4	—	—	2	1	—	—	—	
5622	Waste treatment & disposal . . . . .	266	3 064	13 271	11	3	3	1	2	2	—	—	—	—	
56221	Waste treatment & disposal . . . . .	266	3 064	13 271	11	3	3	1	2	2	—	—	—	—	
5629	Remediation & oth waste management services . . . . .	199	1 694	8 206	10	1	2	3	4	—	—	—	—	—	
56291	Remediation services . . . . .	126	1 060	5 531	5	1	—	1	3	—	—	—	—	—	
562910	Remediation services . . . . .	126	1 060	5 531	5	1	—	1	3	—	—	—	—	—	
<b>61</b>	<b>Educational services . . . . .</b>	<b>24 122</b>	<b>198 367</b>	<b>842 218</b>	<b>174</b>	<b>60</b>	<b>26</b>	<b>26</b>	<b>28</b>	<b>12</b>	<b>14</b>	<b>5</b>	<b>1</b>	<b>2</b>	
611	Educational services . . . . .	24 122	198 367	842 218	174	60	26	26	28	12	14	5	1	2	
6111	Elementary & secondary schools . . . . .	3 073	18 840	77 677	60	6	5	12	19	8	8	2	—	—	
61111	Elementary & secondary schools . . . . .	3 073	18 840	77 677	60	6	5	12	19	8	8	2	—	—	
611110	Elementary & secondary schools . . . . .	3 073	18 840	77 677	60	6	5	12	19	8	8	2	—	—	
6112	Junior colleges . . . . .	(C)	(D)	(D)	1	—	—	—	—	—	1	—	—	—	
61121	Junior colleges . . . . .	(C)	(D)	(D)	1	—	—	—	—	—	1	—	—	—	
6113	Colleges, universities & professional schools . . . . .	19 402	168 636	714 150	13	1	—	2	1	1	3	2	1	2	
61131	Colleges, universities & professional schools . . . . .	19 402	168 636	714 150	13	1	—	2	1	1	3	2	1	2	
611310	Colleges, universities & professional schools . . . . .	19 402	168 636	714 150	13	1	—	2	1	1	3	2	1	2	
6115	Technical & trade schools . . . . .	193	958	4 162	12	1	7	1	2	1	—	—	—	—	
61151	Technical & trade schools . . . . .	193	958	4 162	12	1	7	1	2	1	—	—	—	—	
611519	Other technical & trade schools . . . . .	149	799	3 490	6	1	1	2	1	—	—	—	—	—	
6116	Other schools & instruction . . . . .	757	4 003	18 693	56	33	6	8	5	2	2	—	—	—	
61169	All other schools & instruction . . . . .	597	3 567	16 642	34	16	5	6	5	—	2	—	—	—	
611691	Exam preparation & tutoring . . . . .	488	2 501	11 370	18	7	3	3	3	—	2	—	—	—	
6117	Educational support services . . . . .	452	4 677	22 551	17	11	2	2	1	—	—	1	—	—	
61171	Educational support services . . . . .	452	4 677	22 551	17	11	2	2	1	—	—	1	—	—	
611710	Educational support services . . . . .	452	4 677	22 551	17	11	2	2	1	—	—	1	—	—	
<b>62</b>	<b>Health care and social assistance . . . . .</b>	<b>60 250</b>	<b>484 412</b>	<b>2 025 818</b>	<b>1 605</b>	<b>781</b>	<b>340</b>	<b>209</b>	<b>146</b>	<b>62</b>	<b>39</b>	<b>11</b>	<b>5</b>	<b>12</b>	
621	Ambulatory health care services . . . . .	12 521	111 572	517 606	1 043	585	224	114	79	28	8	2	3	—	
6211	Offices of physicians . . . . .	5 628	60 968	276 543	570	352	110	50	38	16	2	1	1	—	
62111	Offices of physicians . . . . .	5 628	60 968	276 543	570	352	110	50	38	16	2	1	1	—	
621111	Offices of physicians (exc mental health) . . . . .	5 385	58 547	267 875	533	324	109	45	36	15	2	1	1	—	
621112	Offices of physicians, mental health . . . . .	243	2 421	8 668	37	28	1	5	2	1	—	—	—	—	
6212	Offices of dentists . . . . .	997	7 336	32 193	174	94	53	18	9	—	—	—	—	—	
62121	Offices of dentists . . . . .	997	7 336	32 193	174	94	53	18	9	—	—	—	—	—	
621210	Offices of dentists . . . . .	997	7 336	32 193	174	94	53	18	9	—	—	—	—	—	
6213	Offices of other health practitioners . . . . .	1 739	7 163	51 982	161	98	41	16	2	2	1	—	1	—	
62132	Offices of optometrists . . . . .	192	1 309	4 643	40	24	10	5	1	—	—	—	—	—	
621320	Offices of optometrists . . . . .	192	1 309	4 643	40	24	10	5	1	—	—	—	—	—	
62134	Offices of PT, OT, speech therapy & audiology . . . . .	272	2 189	8 863	43	24	11	6	1	1	—	—	—	—	
621340	Offices of PT, OT, speech therapy & audiology . . . . .	272	2 189	8 863	43	24	11	6	1	1	—	—	—	—	
62139	Offices of all other health practitioners . . . . .	1 181	3 146	36 100	44	24	13	4	—	1	1	—	1	—	
621391	Offices of podiatrists . . . . .	106	658	3 211	25	16	6	3	—	—	—	—	—	—	
621399	Offices of all other misc health practitioners . . . . .	1 075	2 488	32 889	19	8	7	1	—	1	1	—	1	—	
6214	Outpatient care centers . . . . .	2 304	19 611	84 160	75	13	11	21	21	5	3	1	—	—	
62142	Outpatient mental health, substance abuse ctrs . . . . .	(F)	(D)	(D)	17	4	4	2	4	2	1	—	—	—	
62149	Other outpatient care centers . . . . .	1 723	16 206	69 682	57	9	7	19	16	3	2	1	—	—	
621492	Kidney dialysis centers . . . . .	513	3 460	14 343	21	4	1	5	8	3	—	—	—	—	
621498	All other outpatient care centers . . . . .	1 043	11 439	49 252	23	5	4	5	6	—	2	1	—	—	
6215	Medical & diagnostic laboratories . . . . .	304	4 155	18 710	28	15	3	6	3	1	—	—	—	—	
62151	Medical & diagnostic laboratories . . . . .	304	4 155	18 710	28	15	3	6	3	1	—	—	—	—	
621511	Medical laboratories . . . . .	217	2 767	12 630	17	9	1	4	2	1	—	—	—	—	
6216	Home health care services . . . . .	800	5 998	25 803	29	12	4	3	5	3	2	—	—	—	
62161	Home health care services . . . . .	800	5 998	25 803	29	12	4	3	5	3	2	—	—	—	
621610	Home health care services . . . . .	800	5 998	25 803	29	12	4	3	5	3	2	—	—	—	
6219	Other ambulatory health care services . . . . .	749	6 341	28 215	6	1	2	—	1	1	—	—	1	—	
62199	All other ambulatory health care services . . . . .	(F)	(D)	(D)	4	—	2	—	1	—	—	—	1	—	
622	Hospitals . . . . .	(K)	(D)	(D)	17	1	—	—	—	—	—	2	2	12	
6221	General medical & surgical hospitals . . . . .	32 166	292 084	1 170 553	13	—	—	—	—	—	—	—	1	12	
62211	General medical & surgical hospitals . . . . .	32 166	292 084	1 170 553	13	—	—	—	—	—	—	—	1	12	
622110	General medical & surgical hospitals . . . . .	32 166	292 084	1 170 553	13	—	—	—	—	—	—	—	1	12	
6223	Other specialty hospitals . . . . .	(G)	(D)	(D)	4	1	—	—	—	—	—	2	1	—	
62231	Other specialty hospitals . . . . .	(G)	(D)	(D)	4	1	—	—	—	—	—	2	1	—	
623	Nursing & residential care facilities . . . . .	(I)	(D)	(D)	159	50	25	26	19	13	23	3	—	—	
6231	Nursing care facilities . . . . .	4 566	24 995	102 824	39	4	1	2	4	7	18	3	—	—	
62311	Nursing care facilities . . . . .	4 566	24 995	102 824	39	4	1	2	4	7	18	3	—	—	
623110	Nursing care facilities . . . . .	4 566	24 995	102 824	39	4	1	2	4	7	18	3	—	—	
6232	Residential mental retardation, health facil . . . . .	(F)	(D)	(D)	41	20	6	7	5	2	1	—	—	—	
62321	Residential mental retardation facilities . . . . .	489	2 097	9 175	31	19	3	3	3	2	1	—	—	—	
623210	Residential mental retardation facilities . . . . .	489	2 097	9 175	31	19	3	3	3	2	1	—	—	—	
62322	Residential mental health, subst abuse facil . . . . .	(C)	(D)	(D)	10	1	3	4	2	—	—	—	—	—	
6233	Community care facilities for the elderly . . . . .	(F)	(D)	(D)	36	13	8	8	3	2	2	—	—	—	
62331	Community care facilities for the elderly . . . . .	(F)	(D)	(D)	36	13	8	8	3	2	2	—	—	—	
6239	Other residential care facilities . . . . .	794	3 875	16 358	43	13	10	9	7	2	2	—	—	—	
62399	Other residential care facilities . . . . .	794	3 875	16 358	43	13	10	9	7	2	2	—	—	—	
623990	Other residential care facilities . . . . .	794	3 875	16 358	43	13	10	9	7	2	2	—	—	—	

See footnotes at end of table.

**Table 6. Counties—Employees, Payroll, and Establishments by Industry: 2000—Con.**

[Excludes most government employees, railroad employees, and self-employed persons. Size class 1 to 4 includes establishments with payroll, but no employees, during mid-March pay period. (D) denotes figures withheld to avoid disclosing data for individual companies; the data are included in broader industry totals. Detailed industries with 100 or more employees are shown if industry was not a (D). For explanation of terms, abbreviations, and data reliability/comparability, see introductory text]

NAICS code	Industry	Number of employees for week including March 12	Payroll (\$1,000)		Total number of establishments	Number of establishments by employment-size class									
			First quarter	Annual		1 to 4	5 to 9	10 to 19	20 to 49	50 to 99	100 to 249	250 to 499	500 to 999	1,000 or more	
<b>BALTIMORE (IC)—Con.</b>															
<b>62 Health care and social assistance—Con.</b>															
624	Social assistance .....	7 466	35 566	153 715	386	145	91	69	48	21	8	4	—	—	
6241	Individual & family services .....	2 989	14 714	62 699	146	47	38	25	24	7	4	1	—	—	
62411	Child & youth services .....	567	2 840	12 311	34	9	8	7	3	—	—	—	—	—	
624110	Child & youth services .....	567	2 840	12 311	34	9	8	7	3	—	—	—	—	—	
62412	Services for elderly & disabled persons .....	775	3 320	15 052	37	12	11	6	4	2	2	—	—	—	
624120	Services for elderly & disabled persons .....	775	3 320	15 052	37	12	11	6	4	2	2	—	—	—	
62419	Other individual & family services .....	1 647	8 554	35 336	75	26	19	12	13	2	2	1	—	—	
624190	Other individual & family services .....	1 647	8 554	35 336	75	26	19	12	13	2	2	1	—	—	
6242	Community, emergency & other relief services ..	1 417	9 671	42 865	50	18	12	6	8	3	2	1	—	—	
62421	Community food services .....	(C)	(D)	(D)	19	9	4	2	3	1	—	—	—	—	
62422	Community housing services .....	548	2 660	10 860	27	8	8	3	5	2	1	—	—	—	
624221	Temporary shelters .....	322	1 516	6 087	12	2	3	2	3	1	—	—	—	—	
624229	Other community housing services .....	226	1 144	4 773	15	6	5	1	2	1	—	—	—	—	
62423	Emergency & other relief services .....	(F)	(D)	(D)	4	1	—	—	—	—	1	1	—	—	
6243	Vocational rehabilitation services .....	1 491	5 740	24 729	49	15	8	9	8	7	1	1	—	—	
62431	Vocational rehabilitation services .....	1 491	5 740	24 729	49	15	8	9	8	7	1	1	—	—	
624310	Vocational rehabilitation services .....	1 491	5 740	24 729	49	15	8	9	8	7	1	1	—	—	
6244	Child day care services .....	1 569	5 441	23 422	141	65	33	29	8	4	1	1	—	—	
62441	Child day care services .....	1 569	5 441	23 422	141	65	33	29	8	4	1	1	—	—	
624410	Child day care services .....	1 569	5 441	23 422	141	65	33	29	8	4	1	1	—	—	
71	<b>Arts, entertainment &amp; recreation .....</b>	<b>5 472</b>	<b>36 057</b>	<b>316 489</b>	<b>156</b>	<b>82</b>	<b>19</b>	<b>16</b>	<b>10</b>	<b>13</b>	<b>10</b>	<b>6</b>	—	—	
711	Performing arts, spectator sports & related industries .....	2 469	24 668	265 195	64	46	3	5	1	1	4	4	—	—	
7111	Performing arts companies .....	755	4 767	20 222	22	15	3	—	—	1	2	1	—	—	
71111	Theater companies & dinner theaters .....	(E)	(D)	(D)	13	7	—	—	—	1	2	—	—	—	
71113	Musical groups & artists .....	(E)	(D)	(D)	7	6	—	—	—	—	—	1	—	—	
7112	Spectator sports .....	1 235	18 967	240 173	10	2	—	3	1	—	2	2	—	—	
71121	Spectator sports .....	1 235	18 967	240 173	10	2	—	3	1	—	2	2	—	—	
7113	Promoters of entertainment events .....	431	583	2 424	5	3	—	1	—	—	—	1	—	—	
71131	Promoters of entertainment events with facility .....	(E)	(D)	(D)	4	2	—	1	—	—	—	1	—	—	
712	Museums, historical sites & like institutions .....	1 546	6 772	30 748	22	5	4	3	3	2	3	2	—	—	
7121	Museums, historical sites & like institutions .....	1 546	6 772	30 748	22	5	4	3	3	2	3	2	—	—	
71211	Museums .....	758	3 425	14 447	16	3	4	3	1	2	3	—	—	—	
712110	Museums .....	758	3 425	14 447	16	3	4	3	1	2	3	—	—	—	
71213	Zoos & botanical gardens .....	(F)	(D)	(D)	2	—	—	—	—	—	—	2	—	—	
713	Amusement, gambling & recreation industries .....	1 457	4 617	20 546	70	31	12	8	6	10	3	—	—	—	
7139	Other amusement & recreation industries .....	1 316	4 285	19 198	62	28	10	7	5	9	3	—	—	—	
71391	Golf courses & country clubs .....	392	1 403	6 369	7	1	—	—	1	4	1	—	—	—	
713910	Golf courses & country clubs .....	392	1 403	6 369	7	1	—	—	1	4	1	—	—	—	
71394	Fitness & recreational sports centers .....	579	1 349	5 636	26	16	3	1	—	5	1	—	—	—	
713940	Fitness & recreational sports centers .....	579	1 349	5 636	26	16	3	1	—	5	1	—	—	—	
71399	All other amusement & recreation industries ..	273	1 182	5 543	20	7	4	6	2	—	1	—	—	—	
713990	All other amusement & recreation industries ..	273	1 182	5 543	20	7	4	6	2	—	1	—	—	—	
72	<b>Accommodation &amp; food services .....</b>	<b>20 859</b>	<b>65 004</b>	<b>288 630</b>	<b>1 314</b>	<b>644</b>	<b>220</b>	<b>190</b>	<b>173</b>	<b>56</b>	<b>24</b>	<b>5</b>	<b>2</b>	—	
721	Accommodation .....	3 418	17 286	77 445	38	10	5	2	5	5	7	3	1	—	
7211	Traveler accommodation .....	(H)	(D)	(D)	37	9	5	2	5	5	7	3	1	—	
72111	Hotels (exc casino hotels) & motels .....	3 401	17 211	77 145	32	6	3	2	5	5	7	3	1	—	
721110	Hotels (exc casino hotels) & motels .....	3 401	17 211	77 145	32	6	3	2	5	5	7	3	1	—	
722	Food services & drinking places .....	17 441	47 718	211 185	1 276	634	215	188	168	51	17	2	1	—	
7221	Full-service restaurants .....	7 309	22 851	101 703	389	154	61	69	70	25	8	2	—	—	
72211	Full-service restaurants .....	7 309	22 851	101 703	389	154	61	69	70	25	8	2	—	—	
722110	Full-service restaurants .....	7 309	22 851	101 703	389	154	61	69	70	25	8	2	—	—	
7222	Limited-service eating places .....	6 467	14 308	60 116	539	277	94	76	66	24	1	—	1	—	
72221	Limited-service eating places .....	6 467	14 308	60 116	539	277	94	76	66	24	1	—	1	—	
722211	Limited-service restaurants .....	5 402	11 719	48 858	436	229	68	61	53	24	—	—	1	—	
722212	Cafeterias .....	185	527	2 435	17	7	5	1	4	—	—	—	—	—	
722213	Snack & nonalcoholic beverage bars .....	880	2 062	8 823	86	41	21	14	9	—	1	—	—	—	
7223	Special food services .....	2 436	7 522	36 854	101	30	19	22	20	2	8	—	—	—	
72231	Food service contractors .....	1 798	5 789	27 848	67	16	15	15	13	1	7	—	—	—	
722310	Food service contractors .....	1 798	5 789	27 848	67	16	15	15	13	1	7	—	—	—	
72232	Caterers .....	616	1 658	8 619	30	11	4	6	7	1	1	—	—	—	
722320	Caterers .....	616	1 658	8 619	30	11	4	6	7	1	1	—	—	—	
7224	Drinking places (alcoholic beverages) .....	1 229	3 037	12 512	247	173	41	21	12	—	—	—	—	—	
72241	Drinking places (alcoholic beverages) .....	1 229	3 037	12 512	247	173	41	21	12	—	—	—	—	—	
722410	Drinking places (alcoholic beverages) .....	1 229	3 037	12 512	247	173	41	21	12	—	—	—	—	—	
81	<b>Other services (except public administration) .....</b>	<b>16 276</b>	<b>93 451</b>	<b>385 838</b>	<b>1 703</b>	<b>936</b>	<b>370</b>	<b>219</b>	<b>125</b>	<b>39</b>	<b>9</b>	<b>4</b>	<b>1</b>	—	
811	Repair & maintenance .....	3 088	21 325	90 084	398	226	86	50	28	7	1	—	—	—	
8111	Automotive repair & maintenance .....	1 708	9 468	39 943	274	163	60	34	14	3	—	—	—	—	
81111	Automotive mechanical & electrical R&M .....	774	4 972	20 837	169	108	44	11	6	—	—	—	—	—	
811111	General automotive repair .....	600	3 849	15 725	132	82	37	9	4	—	—	—	—	—	
81112	Automotive body, paint, interior & glass repair .....	520	3 319	14 447	73	44	9	15	4	1	—	—	—	—	
811121	Automotive body, paint & interior R&M .....	488	3 126	13 751	67	40	9	13	4	1	—	—	—	—	
81119	Other automotive R&M .....	414	1 177	4 659	32	11	7	8	4	2	—	—	—	—	
811192	Car washes .....	255	631	2 493	17	7	3	3	2	2	—	—	—	—	
8112	Electronic & precision equipment R&M .....	288	3 768	15 619	24	14	4	2	3	—	1	—	—	—	
81121	Electronic & precision equipment R&M .....	288	3 768	15 619	24	14	4	2	3	—	1	—	—	—	
811212	Computer & office machine R&M .....	210	3 025	12 696	11	6	1	1	2	—	1	—	—	—	

See footnotes at end of table.

**Table 6. Counties—Employees, Payroll, and Establishments by Industry: 2000—Con.**

[Excludes most government employees, railroad employees, and self-employed persons. Size class 1 to 4 includes establishments with payroll, but no employees, during mid-March pay period. (D) denotes figures withheld to avoid disclosing data for individual companies; the data are included in broader industry totals. Detailed industries with 100 or more employees are shown if industry was not a (D). For explanation of terms, abbreviations, and data reliability/comparability, see introductory text]

NAICS code	Industry	Number of employees for week including March 12	Payroll (\$1,000)		Total number of establishments	Number of establishments by employment-size class									
			First quarter	Annual		1 to 4	5 to 9	10 to 19	20 to 49	50 to 99	100 to 249	250 to 499	500 to 999	1,000 or more	
<b>BALTIMORE (IC)—Con.</b>															
<b>81</b>	<b>Other services (except public administration)—Con.</b>														
811	Repair & maintenance—Con.														
8113	Commercial equipment (exc auto & elec)														
81131	R&M	681	5 953	24 750	53	24	10	9	7	3	—	—	—	—	
811310	Commercial equipment (exc auto & elec)														
	R&M	681	5 953	24 750	53	24	10	9	7	3	—	—	—	—	
8114	Personal & household goods R&M	411	2 136	9 772	47	25	12	5	4	1	—	—	—	—	
81141	Home, garden equipment & appliance														
	R&M	(C)	(D)	(D)	14	7	3	2	1	1	—	—	—	—	
811412	Appliance repair & maintenance	126	444	2 192	8	4	1	1	1	1	—	—	—	—	
81142	Reupholstery & furniture repair	142	890	4 017	15	6	6	1	2	—	—	—	—	—	
811420	Reupholstery & furniture repair	142	890	4 017	15	6	6	1	2	—	—	—	—	—	
81149	Other personal & household goods R&M	104	506	2 269	17	11	3	2	1	—	—	—	—	—	
811490	Other personal & household goods														
	R&M	104	506	2 269	17	11	3	2	1	—	—	—	—	—	
812	Personal & laundry services	3 723	16 936	68 343	518	335	94	55	23	7	3	1	—	—	
8121	Personal care services	768	2 677	11 596	160	112	25	17	5	1	—	—	—	—	
81211	Hair, nail & skin care services	752	2 646	11 343	150	104	23	17	5	1	—	—	—	—	
812112	Beauty salons	725	2 578	11 043	138	95	20	17	5	1	—	—	—	—	
8122	Death care services	604	3 095	12 612	49	19	13	8	7	2	—	—	—	—	
81221	Funeral homes	461	2 277	9 277	37	15	10	6	4	2	—	—	—	—	
812210	Funeral homes	461	2 277	9 277	37	15	10	6	4	2	—	—	—	—	
81222	Cemeteries & crematories	143	818	3 335	12	4	3	2	3	—	—	—	—	—	
812220	Cemeteries & crematories	143	818	3 335	12	4	3	2	3	—	—	—	—	—	
8123	Drycleaning & laundry services	1 384	6 456	28 015	111	70	21	8	5	3	3	1	—	—	
81231	Coin-operated laundries & drycleaners	176	461	1 670	43	28	12	2	1	—	—	—	—	—	
812310	Coin-operated laundries & drycleaners	176	461	1 670	43	28	12	2	1	—	—	—	—	—	
81232	Drycleaning & laundry services (exc coin-op)	511	1 769	7 756	57	42	8	4	1	1	—	1	—	—	
812320	Drycleaning & laundry services (exc coin-op)	511	1 769	7 756	57	42	8	4	1	1	—	1	—	—	
81233	Linen & uniform supply	697	4 226	18 589	11	—	1	2	3	2	3	—	—	—	
812331	Linen supply	289	1 589	6 940	5	—	1	1	1	—	2	—	—	—	
812332	Industrial launderers	408	2 637	11 649	6	—	—	1	2	2	1	—	—	—	
8129	Other personal services	967	4 708	16 120	198	134	35	22	6	1	—	—	—	—	
81292	Photofinishing	122	823	3 235	15	4	8	1	2	—	—	—	—	—	
81293	Parking lots & garages	725	3 173	9 511	135	90	22	18	4	1	—	—	—	—	
812930	Parking lots & garages	725	3 173	9 511	135	90	22	18	4	1	—	—	—	—	
81299	All other personal services	111	688	3 231	39	31	5	3	—	—	—	—	—	—	
812990	All other personal services	111	688	3 231	39	31	5	3	—	—	—	—	—	—	
813	Religious, grantmaking, civic, prof & like organizations	9 465	55 190	227 411	787	375	190	114	74	25	5	3	1	—	
8131	Religious organizations	5 123	24 889	98 482	433	205	114	57	43	9	3	1	1	—	
81311	Religious organizations	5 123	24 889	98 482	433	205	114	57	43	9	3	1	1	—	
813110	Religious organizations	5 123	24 889	98 482	433	205	114	57	43	9	3	1	1	—	
8132	Grantmaking & giving services	1 167	11 664	48 568	63	28	15	9	5	3	2	1	—	—	
81321	Grantmaking & giving services	1 167	11 664	48 568	63	28	15	9	5	3	2	1	—	—	
813211	Grantmaking foundations	633	6 912	28 168	29	17	6	2	1	1	1	1	—	—	
813212	Voluntary health organizations	237	1 859	7 998	21	8	6	3	3	1	—	—	—	—	
813219	Other grantmaking & giving services	297	2 893	12 402	13	3	3	4	1	1	1	—	—	—	
8133	Social advocacy organizations	849	5 424	25 847	60	21	11	12	12	4	—	—	—	—	
81331	Social advocacy organizations	849	5 424	25 847	60	21	11	12	12	4	—	—	—	—	
813311	Human rights organizations	246	2 233	11 416	12	4	1	3	2	2	—	—	—	—	
813312	Environment & wildlife organizations	139	613	3 404	14	7	2	1	4	—	—	—	—	—	
813319	Other social advocacy organizations	464	2 578	11 027	34	10	8	6	2	—	—	—	—	—	
8134	Civic & social organizations	930	4 131	17 934	68	35	17	9	1	5	—	1	—	—	
81341	Civic & social organizations	930	4 131	17 934	68	35	17	9	1	5	—	1	—	—	
813410	Civic & social organizations	930	4 131	17 934	68	35	17	9	1	5	—	1	—	—	
8139	Business, labor, political, like organizations	1 396	9 082	36 580	163	86	33	27	13	4	—	—	—	—	
81391	Business associations	148	1 184	4 868	21	10	6	4	1	—	—	—	—	—	
813910	Business associations	148	1 184	4 868	21	10	6	4	1	—	—	—	—	—	
81392	Professional organizations	225	2 049	8 390	22	12	5	1	3	1	—	—	—	—	
813920	Professional organizations	225	2 049	8 390	22	12	5	1	3	1	—	—	—	—	
81393	Labor unions & similar labor organizations	682	4 441	17 507	69	36	13	12	5	3	—	—	—	—	
813930	Labor unions & similar labor organizations	682	4 441	17 507	69	36	13	12	5	3	—	—	—	—	
81399	Oth similar organizations (exc business, prof, labor, pol)	331	1 331	5 505	44	21	9	10	4	—	—	—	—	—	
813990	Oth similar organizations (exc business, prof, labor, pol)	331	1 331	5 505	44	21	9	10	4	—	—	—	—	—	
<b>95</b>	<b>Auxiliaries (exc corporate, subsidiary &amp; regional mgt)</b>	(F)	(D)	(D)	<b>26</b>	<b>6</b>	<b>5</b>	<b>5</b>	<b>5</b>	<b>2</b>	<b>3</b>	—	—	—	
<b>99</b>	<b>Unclassified establishments</b>	(C)	(D)	(D)	<b>153</b>	<b>140</b>	<b>8</b>	<b>3</b>	<b>2</b>	—	—	—	—	—	
<b>STATEWIDE</b>															
	<b>Total</b>	<b>7 315</b>	<b>45 440</b>	<b>218 564</b>	<b>39</b>	<b>25</b>	<b>3</b>	—	<b>3</b>	—	<b>3</b>	<b>2</b>	<b>1</b>	<b>2</b>	
<b>21</b>	<b>Mining</b>	(C)	(D)	(D)	<b>2</b>	<b>1</b>	—	—	—	—	<b>1</b>	—	—	—	
213	Mining support activities	(C)	(D)	(D)	2	1	—	—	—	—	1	—	—	—	
2131	Mining support activities	(C)	(D)	(D)	2	1	—	—	—	—	1	—	—	—	
21311	Mining support activities	(C)	(D)	(D)	2	1	—	—	—	—	1	—	—	—	
<b>22</b>	<b>Utilities</b>	(E)	(D)	(D)	<b>1</b>	—	—	—	—	—	—	<b>1</b>	—	—	
221	Utilities	(E)	(D)	(D)	1	—	—	—	—	—	—	1	—	—	
2212	Natural gas distribution	(E)	(D)	(D)	1	—	—	—	—	—	—	1	—	—	
22121	Natural gas distribution	(E)	(D)	(D)	1	—	—	—	—	—	—	1	—	—	

See footnotes at end of table.

**Table 6. Counties—Employees, Payroll, and Establishments by Industry: 2000—Con.**

[Excludes most government employees, railroad employees, and self-employed persons. Size class 1 to 4 includes establishments with payroll, but no employees, during mid-March pay period. (D) denotes figures withheld to avoid disclosing data for individual companies; the data are included in broader industry totals. Detailed industries with 100 or more employees are shown if industry was not a (D). For explanation of terms, abbreviations, and data reliability/comparability, see introductory text]

NAICS code	Industry	Number of employees for week including March 12	Payroll (\$1,000)		Total number of establishments	Number of establishments by employment-size class								
			First quarter	Annual		1 to 4	5 to 9	10 to 19	20 to 49	50 to 99	100 to 249	250 to 499	500 to 999	1,000 or more
<b>STATEWIDE—Con.</b>														
23	<b>Construction</b> .....	(A)	(D)	(D)	3	2	1	—	—	—	—	—	—	—
42	<b>Wholesale trade</b> .....	113	2 622	9 960	7	3	2	—	2	—	—	—	—	—
44-45	<b>Retail trade</b> .....	(A)	(D)	(D)	1	1	—	—	—	—	—	—	—	—
51	<b>Information</b> .....	(A)	(D)	(D)	2	2	—	—	—	—	—	—	—	—
52	<b>Finance &amp; insurance</b> .....	(E)	(D)	(D)	9	8	—	—	—	—	—	1	—	—
524	Insurance carriers .....	(E)	(D)	(D)	5	4	—	—	—	—	—	1	—	—
5241	Insurance carriers .....	(E)	(D)	(D)	4	3	—	—	—	—	—	1	—	—
52411	Direct life, health, medical insurance carriers .....	(E)	(D)	(D)	2	1	—	—	—	—	—	1	—	—
53	<b>Real estate &amp; rental &amp; leasing</b> .....	(C)	(D)	(D)	1	—	—	—	—	—	1	—	—	—
531	Real estate .....	(C)	(D)	(D)	1	—	—	—	—	—	1	—	—	—
5312	Offices of real estate agents & brokers .....	(C)	(D)	(D)	1	—	—	—	—	—	1	—	—	—
53121	Offices of real estate agents & brokers .....	(C)	(D)	(D)	1	—	—	—	—	—	1	—	—	—
54	<b>Professional, scientific &amp; technical services</b> .....	3	47	343	4	4	—	—	—	—	—	—	—	—
55	<b>Management of companies &amp; enterprises</b> .....	(C)	(D)	(D)	1	—	—	—	—	—	1	—	—	—
551	Management of companies & enterprises .....	(C)	(D)	(D)	1	—	—	—	—	—	1	—	—	—
5511	Management of companies & enterprises .....	(C)	(D)	(D)	1	—	—	—	—	—	1	—	—	—
55111	Management of companies & enterprises .....	(C)	(D)	(D)	1	—	—	—	—	—	1	—	—	—
56	<b>Admin, support, waste mgt, remediation services</b> .....	6 036	28 845	154 591	7	3	—	—	1	—	—	—	1	2
561	Administrative & support services .....	6 036	28 845	154 591	7	3	—	—	1	—	—	—	1	2
5613	Employment services .....	(I)	(D)	(D)	2	—	—	—	—	—	—	—	—	2
56133	Employee leasing services .....	(I)	(D)	(D)	2	—	—	—	—	—	—	—	—	2
5617	Services to buildings & dwellings .....	(F)	(D)	(D)	1	—	—	—	—	—	—	—	1	—
56173	Landscaping services .....	(F)	(D)	(D)	1	—	—	—	—	—	—	—	1	—
81	<b>Other services (except public administration)</b> .....	(A)	(D)	(D)	1	1	—	—	—	—	—	—	—	—

Note: Employment-size classes are indicated as follows: A—0 to 19; B—20 to 99; C—100 to 249; E—250 to 499; F—500 to 999; G—1,000 to 2,499; H—2,500 to 4,999; I—5,000 to 9,999; J—10,000 to 24,999; K—25,000 to 49,999; L—50,000 to 99,999; M—100,000 or more.

## **Description of Publications Issued in Previous Years**

### **1974 through 1999**

Data are provided for mid-March employment, first-quarter and annual payrolls, and establishments, by industry, for each county in the state and, in a separate report, for the United States. Data are included for every industry having a significant number of employees or establishments. Refer to General Explanation for a description of the types of employment covered.

### **1964 through 1973**

Data are provided for first-quarter reporting units, employment, and taxable payrolls for each county and metropolitan area in the state and, in a separate report, for the United States. Data are included for every industry having a significant number of employees or reporting units.

### **1959 and 1962**

Data are provided for first-quarter reporting units, employment, and taxable payrolls for each county in the state and, in a separate report, for the United States. Data are included for every industry having a significant number of employees or reporting units. Data are combined for some counties in eight states.

### **1956**

Data are provided for first-quarter reporting units, employment, and taxable payrolls for each county in the state and, in a separate report, for the United States. Data are included for SIC economic divisions, major groups, and selected three-digit SICs. Data are combined for some counties in eight states.

### **1949 and 1950**

Data are provided for first-quarter manufacturing establishments, employment, and taxable payrolls for each large county in the state and, in a separate report, for the United States. Data are included for manufacturing major industry groups and selected three-digit SICs. Manufacturing totals are included for small counties. Data are combined for some counties in eight states.

### **1947, 1948, 1951, and 1953**

Data are provided for first-quarter reporting units, employment, and taxable payrolls for each large county in the state and, in a separate report, for the United States. Data are included for SIC economic divisions, major groups, and selected three-digit SICs. Economic division totals are included for small counties. Data are combined for some counties in eight states.

### **1946**

Data are provided for first-quarter reporting units, employment, and taxable payrolls for each large county in the state and, in a separate report, for the United States. Data are included for SIC economic divisions and major groups. Economic division totals are included for small counties. Data are combined for some counties in eight states.

### **Availability**

The most recent edition of County Business Patterns can be examined on the Internet at [www.census.gov](http://www.census.gov). Editions prior to 1993 are available in depository libraries for Federal publications, which are conveniently located in all areas of the country.

For information on the coverage of individual series, write to Chief, Economic Planning and Coordination Division, U.S. Census Bureau, Washington, DC 20233.