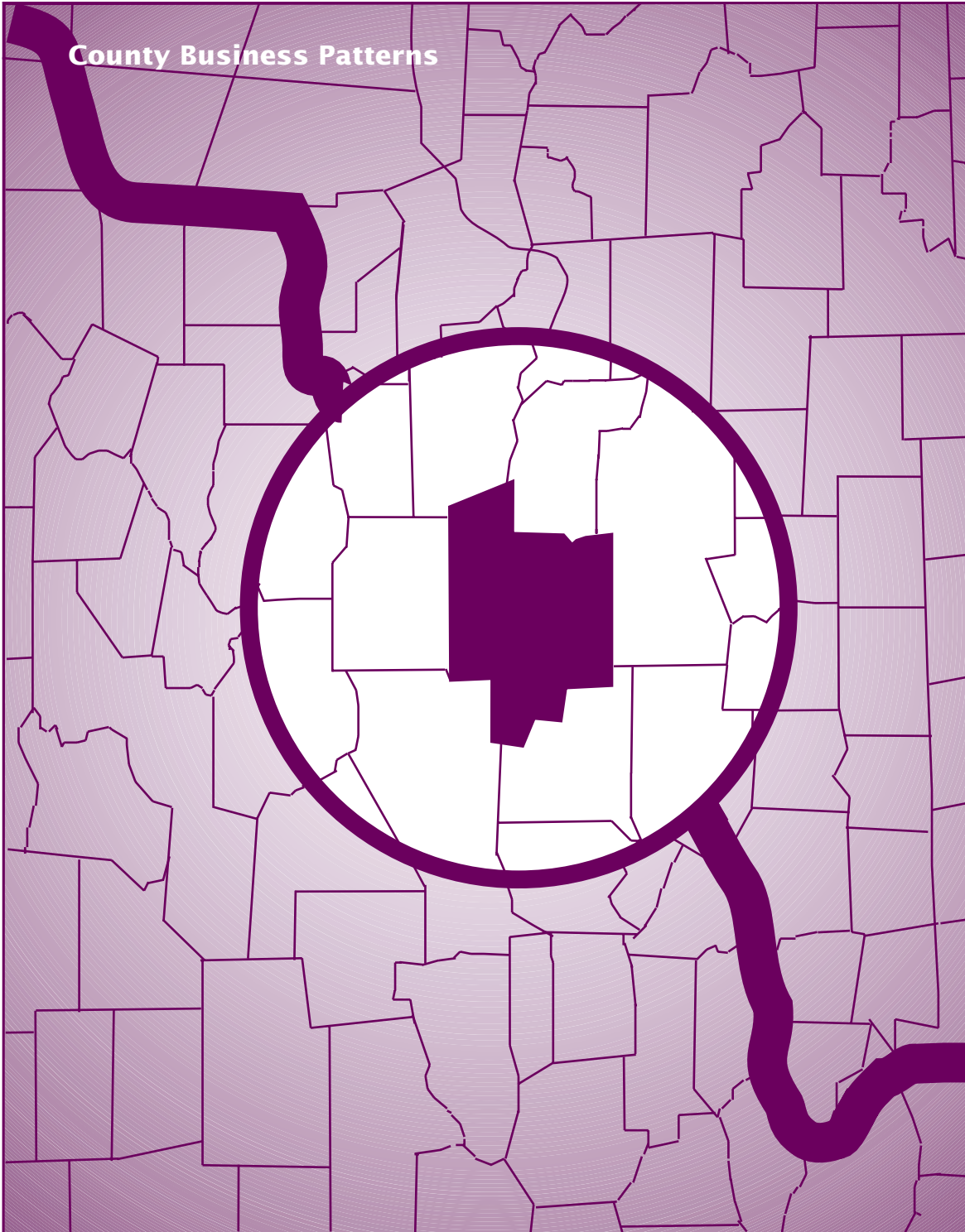


# Rhode Island

# 1999

Issued April 2001

CBP/99-41



## USCENSUSBUREAU

*Helping You Make Informed Decisions*

U.S. Department of Commerce  
Economics and Statistics Administration  
U.S. CENSUS BUREAU



## ACKNOWLEDGMENTS

This report was prepared under the general direction of **Carl A. Konschnik**, Assistant Division Chief for Research and Methodology, Economic Planning and Coordination Division. **Paul Hanczaryk**, Chief, Register Analysis Branch, supervised the preparation of this report and was assisted by **Phil Thompson** and **Gerald Feuer**. **Kasey Dickenson**, **Yolanda Funderburk**, **Mary Green**, **Mary Hogan**, **Marilyn Italiano**, **Alan Pines**, and **Jon Youngman** contributed in resolving establishment processing problems and in data analysis.

Additional data analysis was provided by the staffs of **Lawrence A. Blum**, Assistant Division Chief for Collection Activities, Economic Planning and Coordination Division, assisted by **David Eade**; and **Carlene Bottorff**, Chief, Economic Projects Branch, National Processing Center, assisted by **Marsha Sowders** and **Anita Coomes**. Statistical methodology and quality assurance operations were performed by **Ken Sausman**, **Michael Kornbau**, **Thomas Cevis**, and **Roberta Custard**.

**Steven McCraith**, Chief, Census Related Surveys Branch, Economic Statistical Methods and Programming Division, assisted

by **Dan Vacca**, supervised computer support operations. **Ed Carr** was assigned primary responsibility for programming this report. **Jerry Richards** provided additional support for computer operations.

**David Chapman** of the Economic Statistical Methods and Programming Division contributed to the editing system and provided other methodological improvements.

**Kim D. Ottenstein**, **Bernadette J. Gayle**, and **Laurene V. Qualls** of the Administrative and Customer Services Division, **Walter C. Odom**, Chief, provided publications and printing management, graphics design and composition, and editorial review for print and electronic media. General direction and production management were provided by **Michael G. Garland**, Assistant Chief, and **Gary J. Lauffer**, Chief, Publications Services Branch.

Special acknowledgment is also due the many businesses whose cooperation has contributed to the publication of these data.

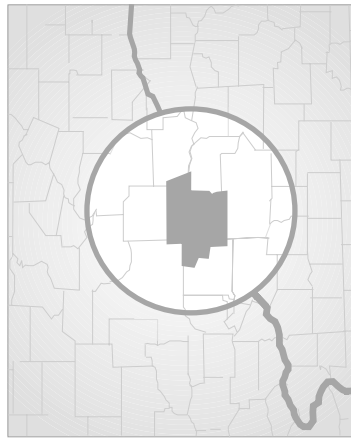
---

# Rhode Island 1999

Issued April 2001

CBP/99-41

## County Business Patterns



**U.S. Department of Commerce**  
**Donald L. Evans,**  
Secretary

**Economics  
and Statistics  
Administration**  
**J. Lee Price,**  
Acting Under Secretary for  
Economic Affairs

**U.S. CENSUS BUREAU**  
**William G. Barron, Jr.,**  
Acting Director

---

SUGGESTED CITATION

U.S. Census Bureau,  
County Business Patterns 1999

**RHODE ISLAND**

Washington, DC, 2000



**Economics  
and Statistics  
Administration**

**J. Lee Price,**  
Acting Under Secretary  
for Economic Affairs



**U.S. CENSUS BUREAU**

**William G. Barron, Jr.,**  
Acting Director

**William G. Barron, Jr.,**  
Deputy Director

**Paula J. Schneider,**  
Principal Associate Director  
for Programs

**Frederick T. Knickerbocker,**  
Associate Director  
for Economic Programs

**Thomas L. Mesenbourg,**  
Assistant Director  
for Economic Programs

**Shirin A. Ahmed,**  
Chief, Economic  
Planning and Coordination  
Division

## CONTENTS

### GENERAL EXPLANATION

Introduction .....	V
Industry Classifications .....	V
Data Products .....	V
Sources of Data .....	VI
Definitions of Basic Data Items .....	VI
Industry and Geography Classifications .....	VII
Comparability With Other Data .....	VII
Data Withheld From Publication .....	VII
Reliability of Data .....	VII
Abbreviations and Symbols .....	VII
State Map .....	IX

### TABLES

1. The State—Establishments, Employees, and Payroll by Major Group: 1999 and 1998 .....	1
2. The State—Employees, Payroll, and Establishments by Industry: 1999 .....	3
3. The State—Employees and Annual Payroll by Employment-Size Class: 1999 .....	28
4. The State—Establishments With 1,000 Employees or More by Major Group and Employment-Size Class: 1999 .....	33
5. The State—Employees, Payroll, and Establishments by County: 1999 and 1998 .....	34
6. Counties—Employees, Payroll, and Establishments by Industry: 1999 .....	35

Description of Pubs Issued in Previous Years—Inside Back Cover

# General Explanation

---

## INTRODUCTION

County Business Patterns is an annual series that provides subnational economic data by industry. The series is useful for studying the economic activity of small areas; analyzing economic changes over time; and as a benchmark for statistical series, surveys, and databases between economic censuses. Businesses use the data for analyzing market potential, measuring the effectiveness of sales and advertising programs, setting sales quotas, and developing budgets. Government agencies use the data for administration and planning.

County Business Patterns covers most of the country's economic activity. The series excludes data on self-employed individuals, employees of private households, railroad employees, agricultural production employees, and most government employees.

This series has been published annually since 1964 and at irregular intervals dating back to 1946. The comparability of data over time may be affected by definitional changes in establishments, activity status, and industrial classifications. For more details on these changes, see the section "Comparability With Other Data."

## INDUSTRY CLASSIFICATIONS

Data from the County Business Patterns series are published primarily on the basis of the North American Industry Classification System (NAICS). Earlier County Business Patterns data were published according to the Standard Industrial Classification (SIC) system. While many of the individual NAICS industries correspond directly to industries as defined under the SIC system, most of the aggregate NAICS groupings do not.

Particular care should be taken in comparing data for retail trade, wholesale trade, and manufacturing, which are sector titles used in both NAICS and SIC, but cover somewhat different groups of industries. For more information on NAICS and changes from the SIC system, go to [www.census.gov/epcd/www/naics.html](http://www.census.gov/epcd/www/naics.html)

The 1999 County Business Patterns series includes the following NAICS sectors:

<i>Sector</i>	<i>Description</i>
11	Forestry, Fishing, Hunting, and Agriculture Support
21	Mining
22	Utilities
23	Construction

<i>Sector</i>	<i>Description</i>
31-33	Manufacturing
42	Wholesale Trade
44-45	Retail Trade
48-49	Transportation and Warehousing
51	Information
52	Finance and Insurance
53	Real Estate and Rental and Leasing
54	Professional, Scientific, and Technical Services
55	Management of Companies and Enterprises
56	Administrative and Support and Waste Management and Remediation Services
61	Educational Services
62	Health Care and Social Assistance
71	Arts, Entertainment, and Recreation
72	Accommodation and Food Services
81	Other Services (except Public Administration)
95	Auxiliaries (except corporate, subsidiary, and regional management)
99	Unclassified

County Business Patterns data are tabulated by industry as defined in the manual entitled *North American Industry Classification System: United States, 1997* with some exceptions. Data for auxiliary establishments (except corporate, subsidiary, and regional managing offices) will be tabulated in a separate category (Sector 95).

The 1999 County Business Patterns covers all NAICS industries except crop and animal production (NAICS 111,112), rail transportation (NAICS 482), National Postal Service (NAICS 491), pension, health, welfare, and vacation funds (NAICS 525110, 525120, 525190), trusts, estates, and agency accounts (NAICS 525920), private households (NAICS 814), and public administration (NAICS 92).

## DATA PRODUCTS

### Reports

The County Business Patterns data series includes a separate printed report for each state, the District of Columbia, Puerto Rico, and the United States. Individual state reports present payroll and employment data for the state and counties by industry. The reports also include the number of establishments by industry and employment size class.

---

The United States report presents similar data for the country as a whole. In addition, the U.S. report provides employment and payroll data by employment size class for major industry groups.

Data for industries with fewer than 100 employees, as well as data for detailed industries withheld to avoid disclosing data for individual companies, are not shown in the printed reports. However, these data are available on CD-ROM and other computer products.

### **Electronic Data Formats**

County Business Patterns series data are available on CD-ROM, computer tapes and diskettes. The CD-ROM also includes software for creating County Business Patterns data files compatible with popular database and spreadsheet software. In addition, ZIP Code Business Patterns data are available on CD-ROM and are available shortly after the release of County Business Patterns, and include the number of establishments by NAICS industry.

Publications also are available in Portable Document Format (PDF) at [www.census.gov/prod/www/abs/cbptotal.html](http://www.census.gov/prod/www/abs/cbptotal.html). In order to view these files, you will need the Adobe(R) Acrobat(R) Reader, which is available for free from the Adobe web site at [www.adobe.com](http://www.adobe.com). Alternatively, the Census Bureau will print the publication, give it a glue binding, and ship it to you for a fee.

For information and options to order County Business Patterns data products, contact:

Customer Services Center  
Marketing Services Office  
U.S. Census Bureau  
Washington, DC 20233

Telephone: 301-457-4100  
Internet address: [www.census.gov/](http://www.census.gov/)

### **Special Tabulations**

Special tabulations of County Business Patterns are available on a cost-reimbursable basis. For more information, contact:

U.S. Census Bureau  
Economic Planning and Coordination Division  
Register Analysis Branch  
Washington, DC 20233

Telephone: 301-457-2580  
Fax: 301-457-4433  
E-mail: [cbp@census.gov](mailto:cbp@census.gov)

### **SOURCES OF DATA**

County Business Patterns basic data items are extracted from the Standard Statistical Establishment List, a file of all known single and multiestablishment employer companies maintained and updated by the U.S. Census Bureau. The annual Company Organization Survey provides individual

establishment data for multiestablishment companies. Data for single-establishment companies are obtained from various Census Bureau programs, such as the Annual Survey of Manufactures and Current Business Surveys, as well as from administrative records of the Internal Revenue Service, the Social Security Administration, and the Bureau of Labor Statistics.

### **DEFINITIONS OF BASIC DATA ITEMS**

#### **Establishments**

An establishment is a single physical location at which business is conducted or services or industrial operations are performed. It is not necessarily identical with a company or enterprise, which may consist of one or more establishments. When two or more activities are carried on at a single location under a single ownership, all activities generally are grouped together as a single establishment. The entire establishment is classified on the basis of its major activity and all data are included in that classification.

Establishment-size designations are determined by paid employment in the mid-March pay period. The size group "1 to 4" includes establishments that did not report any paid employees in the mid-March pay period but paid wages to at least one employee at some time during the year.

Establishment counts represent the number of locations with paid employees any time during the year. This series excludes governmental establishments except for wholesale liquor establishments (NAICS 4228), retail liquor stores (NAICS 44531), Federally-chartered savings institutions (NAICS 522120), Federally-chartered credit unions (NAICS 522130), and hospitals (NAICS 622).

#### **Payroll**

Total payroll includes all forms of compensation, such as salaries, wages, reported tips, commissions, bonuses, vacation allowances, sick-leave pay, employee contributions to qualified pension plans, and the value of taxable fringe benefits. For corporations, it includes amounts paid to officers and executives; for unincorporated businesses, it does not include profit or other compensation of proprietors or partners. Payroll is reported before deductions for Social Security, income tax, insurance, union dues, etc. First-quarter payroll consists of payroll during the January-to-March quarter.

#### **Mid-March Employment**

Paid employment consists of full- and part-time employees, including salaried officers and executives of corporations, who are on the payroll in the pay period including March 12. Included are employees on paid sick leave, holidays, and vacations; not included are proprietors and partners of unincorporated businesses.

---

## INDUSTRY AND GEOGRAPHY CLASSIFICATIONS

The quinquennial economic censuses are the primary source for industry and geography classifications. The annual Company Organization Survey, Annual Survey of Manufactures, Current Business Surveys, and other Census Bureau programs provide regular updates.

### Industry Classification

Additional sources for assigning industry classifications are the Social Security Administration, the Internal Revenue Service, and the Bureau of Labor Statistics. These sources provide industry classification information for new businesses and businesses not canvassed in the Census Bureau programs. Establishments without sufficient industry information are tabulated in the “unclassified establishments” group.

Industry classifications are explained in an appendix in the U.S. Summary. The industry titles used throughout this series are the short NAICS titles; complete descriptions are contained in the manual entitled *North American Industry Classification System: United States, 1997*.

### Geography Classification

Most geography codes are derived from the physical location address reported in Census Bureau programs. The Internal Revenue Service provides supplemental address information. Those employers without a fixed location within a state (or of unknown county location) are included under a “statewide” classification at the end of the county tables. This incomplete detail causes only slight understatement of county employment. The independent cities in Virginia, and the cities of Baltimore, MD; Carson City, NV; and St. Louis, MO, are treated as separate counties.

## COMPARABILITY WITH OTHER DATA

### Earlier County Business Patterns

The comparability of data with previous County Business Patterns series may be affected by the following definitional changes:

- The change from a “reporting unit” concept to establishment based data in 1974
- The change in definition of “active” establishments in 1983
- The change in industrial classification definitions, the most recent occurring in 1998

A description of previous County Business Patterns publications is provided on the inside back cover.

### 1997 Economic Census

Definitional and coverage differences may affect the direct comparison of 1997 Economic Census and County Business Patterns data. Definitions of an establishment, employment, and payroll are detailed in the introductory text of each publication.

The 1997 Economic Census generally uses respondent-reported data. The County Business Patterns uses administrative record data for small establishments. Although efforts are made to resolve significant differences in the data, differences are known to exist.

Some large companies report different activities at the same location as separate profit centers. The County Business Patterns program treats each profit center as a separate establishment. The 1997 Economic Census may combine the profit centers into one establishment. This results in establishment count differences.

## DATA WITHHELD FROM PUBLICATION

In accordance with U.S. Code, Title 13, Section 9, no data are published that would disclose the operations of an individual employer. However, the number of establishments in an industry classification and the distribution of these establishments by employment-size class are not considered to be disclosures, and so this information may be released even though other information is withheld from publications.

## RELIABILITY OF DATA

All data are tabulated from universe files and are not subject to sampling errors. However, the data are subject to nonsampling errors. Nonsampling errors can be attributed to many sources: inability to identify all cases in the universe; definition and classification difficulties; differences in interpretation of questions; errors in recording or coding the data obtained; and estimation of employers who reported too late to be included in the tabulations and for records with missing or misreported data.

The accuracy of the data is determined by the joint effects of the various nonsampling errors. No direct measurement of these effects has been obtained; however, precautionary steps were taken in all phases of collection, processing, and tabulation to minimize the effects of nonsampling errors.

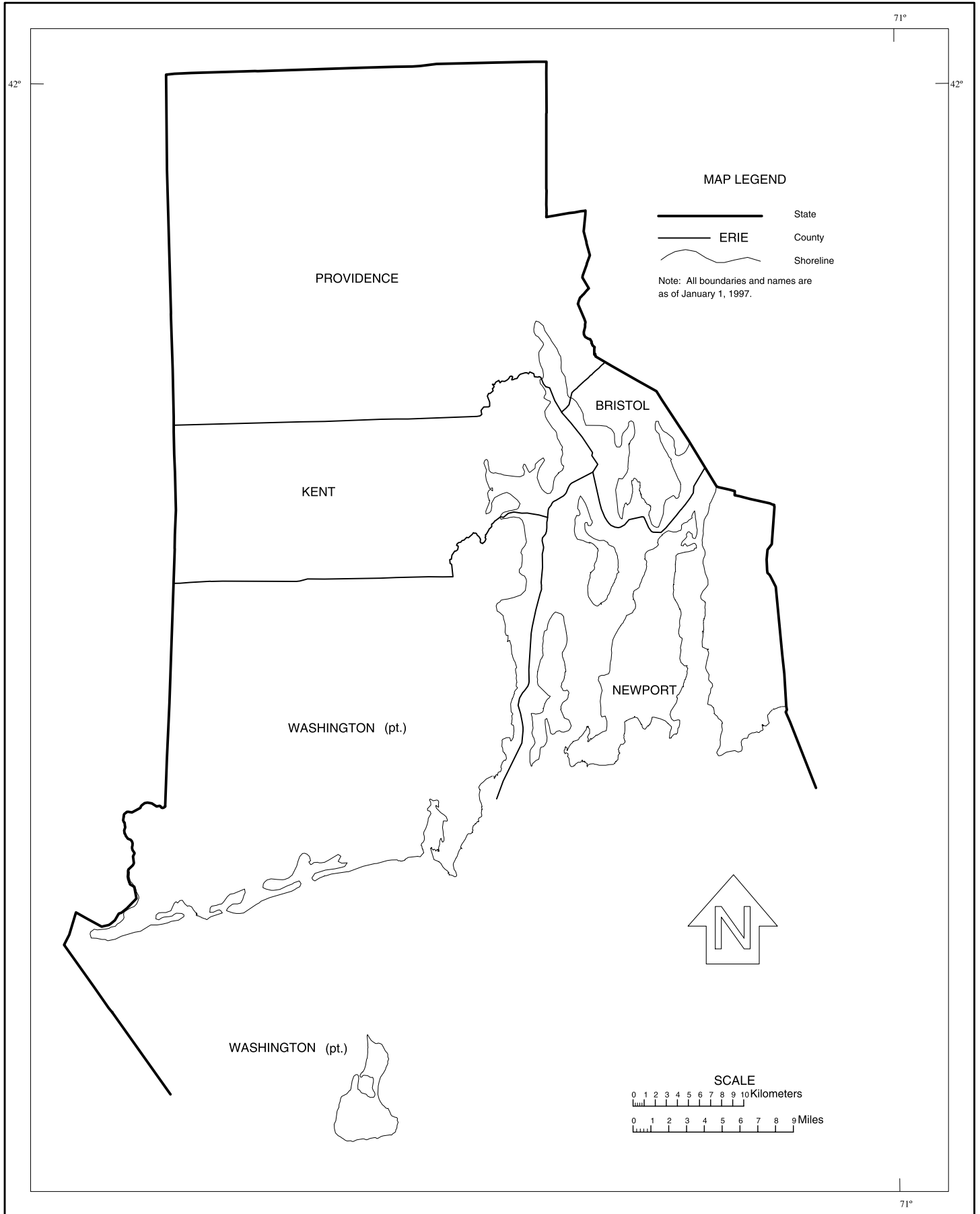
## ABBREVIATIONS AND SYMBOLS

The following abbreviations and symbols are used in this publication:

–	Represents zero.
A-C, E-M	Entered in place of employment data, represents an employment-size class as defined in the footnote of the tables.
(D)	Withheld to avoid disclosing data for individual companies; data are included in broader industry totals.
n.e.c.	Not elsewhere classified.
NAICS	North American Industry Classification System.



# County Business Patterns--Rhode Island



**Table 1. The State—Establishments, Employees, and Payroll by Major Group: 1999 and 1998**

[Excludes most government employees, railroad employees, and self-employed persons. (D) denotes figures withheld to avoid disclosing data for individual companies; the data are included in broader industry totals. For explanation of terms, abbreviations, and data reliability/comparability, see introductory text]

NAICS code	Major group	1999				1998			
		Number of establishments	Number of employees for week including March 12	Payroll (\$1,000)		Number of establishments	Number of employees for week including March 12	Payroll (\$1,000)	
				First quarter	Annual			First quarter	Annual
	<b>Total .....</b>	<b>28 240</b>	<b>405 445</b>	<b>2 778 703</b>	<b>11 842 626</b>	<b>28 245</b>	<b>402 485</b>	<b>2 589 569</b>	<b>11 115 638</b>
<b>11</b>	<b>Forestry, fishing, hunting, and agriculture support .....</b>	<b>49</b>	<b>(C)</b>	<b>(D)</b>	<b>(D)</b>	<b>54</b>	<b>(C)</b>	<b>(D)</b>	<b>(D)</b>
113	Forestry and logging .....	4	(A)	(D)	(D)	2	(A)	(D)	(D)
114	Fishing, hunting & trapping .....	30	68	498	2 848	34	85	847	3 446
115	Agriculture & forestry support activities .....	15	(B)	(D)	(D)	18	(B)	(D)	(D)
<b>21</b>	<b>Mining .....</b>	<b>28</b>	<b>(C)</b>	<b>(D)</b>	<b>(D)</b>	<b>21</b>	<b>(C)</b>	<b>(D)</b>	<b>(D)</b>
212	Mining (except oil & gas) .....	23	(C)	(D)	(D)	16	109	700	4 213
213	Mining support activities .....	5	(A)	(D)	(D)	5	(A)	(D)	(D)
<b>22</b>	<b>Utilities .....</b>	<b>34</b>	<b>2 176</b>	<b>26 453</b>	<b>107 218</b>	<b>31</b>	<b>2 167</b>	<b>28 591</b>	<b>111 127</b>
221	Utilities .....	34	2 176	26 453	107 218	31	2 167	28 591	111 127
<b>23</b>	<b>Construction .....</b>	<b>3 089</b>	<b>17 441</b>	<b>136 524</b>	<b>696 952</b>	<b>3 138</b>	<b>16 290</b>	<b>123 817</b>	<b>614 594</b>
233	Building, developing & general contracting .....	926	4 680	38 476	179 501	942	4 144	31 293	149 544
234	Heavy construction .....	121	1 445	11 741	76 293	123	1 520	13 321	79 211
235	Special trade contractors .....	2 042	11 316	86 307	441 158	2 073	10 626	79 203	385 839
<b>31-33</b>	<b>Manufacturing .....</b>	<b>2 376</b>	<b>71 636</b>	<b>541 550</b>	<b>2 379 201</b>	<b>2 499</b>	<b>74 181</b>	<b>543 434</b>	<b>2 341 311</b>
311	Food mfg .....	141	2 772	15 038	73 795	151	2 818	14 982	67 363
312	Beverage & tobacco product mfg .....	16	(E)	(D)	(D)	13	(E)	(D)	(D)
313	Textile mills .....	92	5 310	36 324	152 323	91	5 934	38 808	165 151
314	Textile product mills .....	49	1 094	5 617	26 348	51	1 175	6 977	25 576
315	Apparel manufacturing .....	25	(E)	(D)	(D)	26	(F)	(D)	(D)
316	Leather & allied product mfg .....	14	(E)	(D)	(D)	14	(E)	(D)	(D)
321	Wood product mfg .....	48	561	3 048	15 263	43	510	2 831	13 529
322	Paper mfg .....	43	1 789	13 329	63 117	41	1 976	15 433	61 750
323	Printing & related support activities .....	205	2 914	21 713	95 440	223	3 118	23 533	104 057
324	Petroleum & coal products mfg .....	2	(A)	(D)	(D)	2	(A)	(D)	(D)
325	Chemical mfg .....	70	2 907	28 798	129 555	70	2 613	26 204	116 171
326	Plastics & rubber products mfg .....	105	5 485	44 254	199 548	109	5 750	45 459	189 006
327	Nonmetallic mineral product mfg .....	53	1 053	8 896	41 833	51	1 056	9 509	40 970
331	Primary metal mfg .....	80	3 320	25 481	108 528	85	3 426	25 954	107 958
332	Fabricated metal product mfg .....	430	10 435	76 850	344 207	444	10 640	73 943	335 524
333	Machinery mfg .....	171	3 278	29 978	127 132	173	3 583	32 005	137 968
334	Computer & electronic product mfg .....	84	6 738	64 250	266 602	87	6 711	63 566	264 190
335	Electrical equip, appliance & component mfg .....	35	4 260	39 203	173 105	33	4 092	35 242	154 012
336	Transportation equipment mfg .....	52	(G)	(D)	(D)	58	(G)	(D)	(D)
337	Furniture & related product mfg .....	61	2 068	13 915	61 211	67	2 152	12 230	58 677
339	Miscellaneous mfg .....	600	15 214	99 501	431 330	667	16 040	101 047	427 246
<b>42</b>	<b>Wholesale trade .....</b>	<b>1 534</b>	<b>19 331</b>	<b>169 272</b>	<b>702 099</b>	<b>1 586</b>	<b>18 917</b>	<b>155 895</b>	<b>666 342</b>
421	Wholesale trade, durable goods .....	1 013	12 525	113 766	460 973	1 043	12 177	101 826	431 911
422	Wholesale trade, nondurable goods .....	521	6 806	55 506	241 126	543	6 740	54 069	234 431
<b>44-45</b>	<b>Retail trade .....</b>	<b>4 182</b>	<b>47 791</b>	<b>207 594</b>	<b>931 283</b>	<b>4 145</b>	<b>46 781</b>	<b>192 938</b>	<b>834 011</b>
441	Motor vehicle & parts dealers .....	411	5 110	34 976	167 009	429	4 885	32 266	152 014
442	Furniture & home furnishing stores .....	204	1 535	6 960	34 613	192	1 514	6 645	30 654
443	Electronics & appliance stores .....	169	1 055	5 256	22 298	153	827	4 023	19 018
444	Bldg material & garden equip & supp dealers .....	298	2 709	17 214	78 477	286	2 605	15 622	72 043
445	Food & beverage stores .....	717	11 647	41 649	176 210	697	11 539	39 959	161 344
446	Health & personal care stores .....	308	5 314	28 060	121 543	295	4 845	23 573	92 284
447	Gasoline stations .....	441	2 742	9 345	40 847	448	2 695	9 137	38 768
448	Clothing & clothing accessories stores .....	555	3 975	12 960	60 542	546	4 070	12 536	56 356
451	Sporting goods, hobby, book & music stores .....	256	1 689	5 177	24 169	261	1 666	4 958	22 389
452	General merchandise stores .....	115	6 624	22 983	102 543	105	6 767	22 257	94 783
453	Miscellaneous store retailers .....	491	2 671	8 282	39 098	502	2 534	6 965	32 704
454	Nonstore retailers .....	217	2 720	14 732	63 934	231	2 834	14 997	61 654
<b>48-49</b>	<b>Transportation &amp; warehousing .....</b>	<b>585</b>	<b>6 849</b>	<b>40 985</b>	<b>184 860</b>	<b>561</b>	<b>6 548</b>	<b>38 205</b>	<b>171 978</b>
481	Air transportation .....	13	(E)	(D)	(D)	11	(E)	(D)	(D)
483	Water transportation .....	12	(B)	(D)	(D)	9	(B)	(D)	(D)
484	Truck transportation .....	285	(G)	(D)	(D)	277	(G)	(D)	(D)
485	Transit & ground passenger transportation .....	93	2 138	7 568	33 012	83	1 951	6 932	29 866
486	Pipeline transportation .....	3	(B)	(D)	(D)	3	(B)	(D)	(D)
487	Scenic & sightseeing transportation .....	18	(C)	(D)	(D)	18	(C)	(D)	(D)
488	Transportation support activities .....	106	1 043	7 035	30 725	109	976	6 430	28 484
492	Couriers & messengers .....	38	587	4 006	16 581	35	571	3 628	15 941
493	Warehousing & storage .....	17	(D)	(D)	(D)	16	(C)	(D)	(D)
<b>51</b>	<b>Information .....</b>	<b>371</b>	<b>9 896</b>	<b>109 833</b>	<b>453 683</b>	<b>359</b>	<b>10 114</b>	<b>107 969</b>	<b>424 949</b>
511	Publishing industries .....	109	(H)	(D)	(D)	112	(H)	(D)	(D)
512	Motion picture & sound recording industries .....	55	(F)	(D)	(D)	51	(E)	(D)	(D)
513	Broadcasting & telecommunications .....	126	3 703	39 634	174 111	119	3 652	41 533	173 108
514	Information & data processing services .....	81	2 640	36 321	137 705	77	(G)	(D)	(D)
<b>52</b>	<b>Finance &amp; insurance .....</b>	<b>1 273</b>	<b>23 739</b>	<b>257 887</b>	<b>978 526</b>	<b>1 240</b>	<b>24 277</b>	<b>231 636</b>	<b>917 996</b>
522	Credit intermediation & related activities .....	512	(J)	(D)	(D)	492	10 821	90 075	375 536
523	Security, commodity contracts & like activity .....	208	(H)	(D)	(D)	192	(H)	(D)	(D)
524	Insurance carriers & related activities .....	551	9 768	108 645	417 084	554	(J)	(D)	(D)
525	Funds, trusts, & other financial vehicles (part) .....	2	(A)	(D)	(D)	2	(A)	(D)	(D)
<b>53</b>	<b>Real estate &amp; rental &amp; leasing .....</b>	<b>950</b>	<b>5 292</b>	<b>31 078</b>	<b>140 853</b>	<b>926</b>	<b>4 903</b>	<b>27 529</b>	<b>128 251</b>
531	Real estate .....	725	3 484	21 699	98 163	710	3 229	19 676	90 245
532	Rental & leasing services .....	220	1 772	8 795	40 541	209	(G)	(D)	(D)
533	Lessors of other nonfinancial intangible asset .....	5	36	584	2 149	7	(B)	(D)	(D)

Note: Employment-size classes are indicated as follows: A—0 to 19; B—20 to 99; C—100 to 249; E—250 to 499; F—500 to 999; G—1,000 to 2,499; H—2,500 to 4,999; I—5,000 to 9,999; J—10,000 to 24,999; K—25,000 to 49,999; L—50,000 to 99,999; M—100,000 or more.

**Table 1. The State—Establishments, Employees, and Payroll by Major Group: 1999 and 1998—Con.**

[Excludes most government employees, railroad employees, and self-employed persons. (D) denotes figures withheld to avoid disclosing data for individual companies; the data are included in broader industry totals. For explanation of terms, abbreviations, and data reliability/comparability, see introductory text]

NAICS code	Major group	1999				1998			
		Number of establishments	Number of employees for week including March 12	Payroll (\$1,000)		Number of establishments	Number of employees for week including March 12	Payroll (\$1,000)	
				First quarter	Annual			First quarter	Annual
<b>54</b>	<b>Professional, scientific &amp; technical services</b> .....	<b>2 636</b>	<b>16 762</b>	<b>150 000</b>	<b>695 406</b>	<b>2 596</b>	<b>15 973</b>	<b>139 155</b>	<b>632 606</b>
541	Professional, scientific & technical services .....	2 636	16 762	150 000	695 406	2 596	15 973	139 155	632 606
<b>55</b>	<b>Management of companies &amp; enterprises</b> .....	<b>126</b>	<b>10 292</b>	<b>225 596</b>	<b>607 494</b>	<b>121</b>	<b>8 583</b>	<b>119 885</b>	<b>457 324</b>
551	Management of companies & enterprises .....	126	10 292	225 596	607 494	121	8 583	119 885	457 324
<b>56</b>	<b>Admin, support, waste mgt, remediation services</b> .....	<b>1 604</b>	<b>29 455</b>	<b>138 223</b>	<b>632 932</b>	<b>1 633</b>	<b>28 065</b>	<b>127 327</b>	<b>563 833</b>
561	Administrative & support services .....	1 518	28 206	128 010	586 470	1 551	27 316	121 116	533 645
562	Waste management & remediation services .....	86	1 249	10 213	46 462	82	749	6 211	30 188
<b>61</b>	<b>Educational services</b> .....	<b>300</b>	<b>19 369</b>	<b>103 612</b>	<b>461 075</b>	<b>299</b>	<b>18 410</b>	<b>98 724</b>	<b>429 108</b>
611	Educational services .....	300	19 369	103 612	461 075	299	18 410	98 724	429 108
<b>62</b>	<b>Health care and social assistance</b> .....	<b>2 706</b>	<b>64 633</b>	<b>433 581</b>	<b>1 888 124</b>	<b>2 718</b>	<b>68 633</b>	<b>454 040</b>	<b>1 914 868</b>
621	Ambulatory health care services .....	1 816	18 381	149 157	671 179	1 834	19 767	152 338	679 200
622	Hospitals .....	18	20 409	179 168	752 110	20	23 664	202 248	802 488
623	Nursing & residential care facilities .....	354	16 200	69 731	310 223	345	15 893	66 393	291 464
624	Social assistance .....	518	9 643	35 525	154 612	519	9 309	33 061	141 716
<b>71</b>	<b>Arts, entertainment &amp; recreation</b> .....	<b>448</b>	<b>4 995</b>	<b>20 997</b>	<b>104 377</b>	<b>445</b>	<b>4 662</b>	<b>19 179</b>	<b>99 318</b>
711	Performing arts, spectator sports & related industries .....	100	1 270	5 985	27 530	108	1 389	6 007	28 762
712	Museums, historical sites & like institutions .....	45	465	1 957	8 368	44	453	1 413	8 060
713	Amusement, gambling & recreation industries .....	303	3 260	13 055	68 479	293	2 820	11 759	62 496
<b>72</b>	<b>Accommodation &amp; food services</b> .....	<b>2 639</b>	<b>35 242</b>	<b>86 122</b>	<b>424 266</b>	<b>2 652</b>	<b>33 837</b>	<b>80 403</b>	<b>384 469</b>
721	Accommodation .....	198	3 705	12 136	62 661	202	3 095	10 788	57 727
722	Food services & drinking places .....	2 441	31 537	73 986	361 605	2 450	30 742	69 615	326 742
<b>81</b>	<b>Other services (except public administration)</b> .....	<b>2 947</b>	<b>17 580</b>	<b>76 043</b>	<b>337 209</b>	<b>2 996</b>	<b>16 913</b>	<b>72 611</b>	<b>314 071</b>
811	Repair & maintenance .....	941	4 114	24 330	107 515	974	4 037	23 546	101 585
812	Personal & laundry services .....	997	4 965	18 661	86 575	1 009	4 705	16 939	76 120
813	Religious, grantmaking, civic, prof & like organizations .....	1 009	8 501	33 052	143 119	1 013	8 171	32 126	136 366
<b>95</b>	<b>Auxiliaries (exc corporate, subsidiary &amp; regional mgt)</b> .....	<b>32</b>	<b>2 382</b>	<b>20 522</b>	<b>99 820</b>	<b>32</b>	<b>2 667</b>	<b>25 341</b>	<b>95 490</b>
<b>99</b>	<b>Unclassified establishments</b> .....	<b>331</b>	<b>(E)</b>	<b>(D)</b>	<b>(D)</b>	<b>193</b>	<b>328</b>	<b>1 106</b>	<b>5 409</b>

Note: Employment-size classes are indicated as follows: A—0 to 19; B—20 to 99; C—100 to 249; E—250 to 499; F—500 to 999; G—1,000 to 2,499; H—2,500 to 4,999; I—5,000 to 9,999; J—10,000 to 24,999; K—25,000 to 49,999; L—50,000 to 99,999; M—100,000 or more.

**Table 2. The State—Employees, Payroll, and Establishments by Industry: 1999**

[Excludes most government employees, railroad employees, and self-employed persons. Size class 1 to 4 includes establishments with payroll, but no employees, during mid-March pay period. (D) denotes figures withheld to avoid disclosing data for individual companies; the data are included in broader industry totals. For explanation of terms, abbreviations, and data reliability/comparability, see introductory text]

NAICS code	Industry	Number of employees for week including March 12	Payroll (\$1,000)		Total number of establishments	Number of establishments by employment-size class									
			First quarter	Annual		1 to 4	5 to 9	10 to 19	20 to 49	50 to 99	100 to 249	250 to 499	500 to 999	1,000 or more	
	<b>Total .....</b>	<b>405 445</b>	<b>2 778 703</b>	<b>11 842 626</b>	<b>28 240</b>	<b>16 069</b>	<b>5 142</b>	<b>3 302</b>	<b>2 329</b>	<b>764</b>	<b>452</b>	<b>121</b>	<b>39</b>	<b>22</b>	
<b>11</b>	<b>Forestry, fishing, hunting, and agriculture support .....</b>	<b>(C)</b>	<b>(D)</b>	<b>(D)</b>	<b>49</b>	<b>45</b>	<b>3</b>	<b>—</b>	<b>1</b>	<b>—</b>	<b>—</b>	<b>—</b>	<b>—</b>	<b>—</b>	
113	Forestry and logging .....	(A)	(D)	(D)	4	4	—	—	—	—	—	—	—	—	
1133	Logging .....	(A)	(D)	(D)	4	4	—	—	—	—	—	—	—	—	
11331	Logging .....	(A)	(D)	(D)	4	4	—	—	—	—	—	—	—	—	
113310	Logging .....	(A)	(D)	(D)	4	4	—	—	—	—	—	—	—	—	
114	Fishing, hunting & trapping .....	68	498	2 848	30	27	2	—	1	—	—	—	—	—	
1141	Fishing .....	68	498	2 848	30	27	2	—	1	—	—	—	—	—	
11411	Fishing .....	68	498	2 848	30	27	2	—	1	—	—	—	—	—	
114111	Finfish fishing .....	(B)	(D)	(D)	17	15	2	—	—	—	—	—	—	—	
114112	Shellfish fishing .....	(B)	(D)	(D)	13	12	—	—	1	—	—	—	—	—	
115	Agriculture & forestry support activities .....	(B)	(D)	(D)	15	14	1	—	—	—	—	—	—	—	
1151	Crop production support activities .....	(A)	(D)	(D)	8	7	1	—	—	—	—	—	—	—	
11511	Crop production support activities .....	(A)	(D)	(D)	8	7	1	—	—	—	—	—	—	—	
115112	Soil preparation, planting, & cultivating ..	(A)	(D)	(D)	7	6	1	—	—	—	—	—	—	—	
115115	Farm labor contractors & crew leaders ..	(A)	(D)	(D)	1	1	—	—	—	—	—	—	—	—	
1152	Animal production support activities .....	(A)	(D)	(D)	7	7	—	—	—	—	—	—	—	—	
11521	Animal production support activities .....	(A)	(D)	(D)	7	7	—	—	—	—	—	—	—	—	
115210	Animal production support activities .....	(A)	(D)	(D)	7	7	—	—	—	—	—	—	—	—	
<b>21</b>	<b>Mining .....</b>	<b>(C)</b>	<b>(D)</b>	<b>(D)</b>	<b>28</b>	<b>19</b>	<b>3</b>	<b>1</b>	<b>5</b>	<b>—</b>	<b>—</b>	<b>—</b>	<b>—</b>	<b>—</b>	
212	Mining (except oil & gas) .....	(C)	(D)	(D)	23	15	2	1	5	—	—	—	—	—	
2122	Metal ore mining .....	(A)	(D)	(D)	2	2	—	—	—	—	—	—	—	—	
21222	Gold ore & silver ore mining .....	(A)	(D)	(D)	1	1	—	—	—	—	—	—	—	—	
212221	Gold ore mining .....	(A)	(D)	(D)	1	1	—	—	—	—	—	—	—	—	
21223	Copper, nickel, lead & zinc mining .....	(A)	(D)	(D)	1	1	—	—	—	—	—	—	—	—	
212234	Copper ore & nickel ore mining .....	(A)	(D)	(D)	1	1	—	—	—	—	—	—	—	—	
2123	Nonmetallic mineral mining & quarrying .....	(C)	(D)	(D)	21	13	2	1	5	—	—	—	—	—	
21231	Stone mining & quarrying .....	(C)	(D)	(D)	10	5	2	—	3	—	—	—	—	—	
212311	Dimension stone mining & quarrying ....	(B)	(D)	(D)	3	2	—	—	1	—	—	—	—	—	
212312	Crushed & broken limestone mining & quarrying .....	(A)	(D)	(D)	2	1	1	—	—	—	—	—	—	—	
212313	Crushed & broken granite mining & quarrying .....	(A)	(D)	(D)	1	1	—	—	—	—	—	—	—	—	
212319	Other crushed & broken stone mining & quarrying .....	(B)	(D)	(D)	4	1	1	—	2	—	—	—	—	—	
21232	Sand, gravel, clay, refractory minerals mining .....	(B)	(D)	(D)	10	7	—	1	2	—	—	—	—	—	
212321	Construction sand & gravel mining .....	(B)	(D)	(D)	9	7	—	1	1	—	—	—	—	—	
212322	Industrial sand mining .....	(B)	(D)	(D)	1	—	—	—	1	—	—	—	—	—	
21239	Other nonmetallic mineral mining & quarrying .....	(A)	(D)	(D)	1	1	—	—	—	—	—	—	—	—	
212399	All other nonmetallic mineral mining .....	(A)	(D)	(D)	1	1	—	—	—	—	—	—	—	—	
213	Mining support activities .....	(A)	(D)	(D)	5	4	1	—	—	—	—	—	—	—	
2131	Mining support activities .....	(A)	(D)	(D)	5	4	1	—	—	—	—	—	—	—	
21311	Mining support activities .....	(A)	(D)	(D)	5	4	1	—	—	—	—	—	—	—	
213111	Drilling oil & gas wells .....	(A)	(D)	(D)	1	—	1	—	—	—	—	—	—	—	
213112	Oil & gas operations support activities ...	(A)	(D)	(D)	3	3	—	—	—	—	—	—	—	—	
213114	Support activities for metal mining .....	(A)	(D)	(D)	1	1	—	—	—	—	—	—	—	—	
<b>22</b>	<b>Utilities .....</b>	<b>2 176</b>	<b>26 453</b>	<b>107 218</b>	<b>34</b>	<b>9</b>	<b>5</b>	<b>5</b>	<b>5</b>	<b>4</b>	<b>4</b>	<b>1</b>	<b>1</b>	<b>—</b>	
221	Utilities .....	2 176	26 453	107 218	34	9	5	5	5	4	4	1	1	—	
2211	Elec pwr generation, transmsn & distribution .	(G)	(D)	(D)	14	2	2	2	2	4	1	—	1	—	
22111	Electric power generation .....	(B)	(D)	(D)	4	—	1	2	—	1	—	—	—	—	
221112	Fossil fuel electric power generation ....	(A)	(D)	(D)	1	—	—	2	—	—	—	—	—	—	
221119	Other electric power generation .....	(B)	(D)	(D)	3	—	1	1	—	1	—	—	—	—	
22112	Electric pwr transmsn, control & distribution .....	973	11 817	44 334	10	2	1	—	2	3	1	—	1	—	
221122	Electric power distribution .....	973	11 817	44 334	10	2	1	—	2	3	1	—	1	—	
2212	Natural gas distribution .....	(F)	(D)	(D)	12	2	3	2	2	—	2	1	—	—	
22121	Natural gas distribution .....	(F)	(D)	(D)	12	2	3	2	2	—	2	1	—	—	
221210	Natural gas distribution .....	(F)	(D)	(D)	12	2	3	2	2	—	2	1	—	—	
2213	Water, sewage & other systems .....	(E)	(D)	(D)	8	5	—	1	1	—	1	—	—	—	
22131	Water supply & irrigation systems .....	(A)	(D)	(D)	4	3	—	1	—	—	—	—	—	—	
221310	Water supply & irrigation systems .....	(A)	(D)	(D)	4	3	—	1	—	—	—	—	—	—	
22132	Sewage treatment facilities .....	(E)	(D)	(D)	4	2	—	—	1	—	1	—	—	—	
221320	Sewage treatment facilities .....	(E)	(D)	(D)	4	2	—	—	1	—	1	—	—	—	
<b>23</b>	<b>Construction .....</b>	<b>17 441</b>	<b>136 524</b>	<b>696 952</b>	<b>3 089</b>	<b>2 255</b>	<b>440</b>	<b>248</b>	<b>103</b>	<b>30</b>	<b>10</b>	<b>3</b>	<b>—</b>	<b>—</b>	
233	Building, developing & general contracting .....	4 680	38 476	179 501	926	692	141	55	28	7	2	1	—	—	
2331	Land subdivision & land development .....	101	966	5 110	33	28	3	1	1	—	—	—	—	—	
23311	Land subdivision & land development .....	101	966	5 110	33	28	3	1	1	—	—	—	—	—	
233110	Land subdivision & land development ...	101	966	5 110	33	28	3	1	1	—	—	—	—	—	
2332	Residential building construction .....	2 855	17 921	82 992	771	607	109	35	14	6	—	—	—	—	
23321	Single-family housing construction .....	2 646	16 759	77 874	740	584	106	32	13	5	—	—	—	—	
233210	Single-family housing construction .....	2 646	16 759	77 874	740	584	106	32	13	5	—	—	—	—	
23322	Multifamily housing construction .....	209	1 162	5 118	31	23	3	3	1	1	—	—	—	—	
233220	Multifamily housing construction .....	209	1 162	5 118	31	23	3	3	1	1	—	—	—	—	
2333	Nonresidential building construction .....	1 724	19 589	91 399	122	57	29	19	13	1	2	1	—	—	
23331	Mfg & industrial building construction .....	210	1 853	8 590	24	11	5	4	4	—	—	—	—	—	
233310	Mfg & industrial building construction .....	210	1 853	8 590	24	11	5	4	4	—	—	—	—	—	
23332	Commercial & institutional bldg construction .....	1 514	17 736	82 809	98	46	24	15	9	1	2	1	—	—	
233320	Commercial & institutional bldg construction .....	1 514	17 736	82 809	98	46	24	15	9	1	2	1	—	—	

Note: Employment-size classes are indicated as follows: A—0 to 19; B—20 to 99; C—100 to 249; E—250 to 499; F—500 to 2,499; G—1,000 to 2,499; H—2,500 to 4,999; I—5,000 to 9,999; J—10,000 to 24,999; K—25,000 to 49,999; L—50,000 to 99,999; M—100,000 or more.

**Table 2. The State—Employees, Payroll, and Establishments by Industry: 1999—Con.**

[Excludes most government employees, railroad employees, and self-employed persons. Size class 1 to 4 includes establishments with payroll, but no employees, during mid-March pay period. (D) denotes figures withheld to avoid disclosing data for individual companies; the data are included in broader industry totals. For explanation of terms, abbreviations, and data reliability/comparability, see introductory text]

NAICS code	Industry	Number of employees for week including March 12	Payroll (\$1,000)		Total number of establishments	Number of establishments by employment-size class										
			First quarter	Annual		1 to 4	5 to 9	10 to 19	20 to 49	50 to 99	100 to 249	250 to 499	500 to 999	1,000 or more		
<b>23</b>	<b>Construction—Con.</b>															
234	Heavy construction .....	1 445	11 741	76 293	121	57	26	23	10	3	2	—	—	—	—	—
2341	Highway, street, bridge & tunnel construction .....	581	4 910	32 867	30	14	6	5	2	1	2	—	—	—	—	—
23411	Highway & street construction .....	530	4 463	30 762	27	14	4	5	1	1	2	—	—	—	—	—
234110	Highway & street construction .....	530	4 463	30 762	27	14	4	5	1	1	2	—	—	—	—	—
23412	Bridge & tunnel construction .....	51	447	2 105	3	—	2	—	1	—	—	—	—	—	—	—
234120	Bridge & tunnel construction .....	51	447	2 105	3	—	2	—	1	—	—	—	—	—	—	—
2349	Other heavy construction .....	864	6 831	43 426	91	43	20	18	8	2	—	—	—	—	—	—
23491	Water, sewer & pipeline construction .....	272	1 790	13 512	29	11	8	6	4	—	—	—	—	—	—	—
234910	Water, sewer & pipeline construction .....	272	1 790	13 512	29	11	8	6	4	—	—	—	—	—	—	—
23492	Pwr, communication transmsn line construction .....	66	1 275	6 758	7	2	2	2	1	—	—	—	—	—	—	—
234920	Pwr, communication transmsn line construction .....	66	1 275	6 758	7	2	2	2	1	—	—	—	—	—	—	—
23499	All other heavy construction .....	526	3 766	23 156	55	30	10	10	3	2	—	—	—	—	—	—
234990	All other heavy construction .....	526	3 766	23 156	55	30	10	10	3	2	—	—	—	—	—	—
235	Special trade contractors .....	11 316	86 307	441 158	2 042	1 506	273	170	65	20	6	2	—	—	—	—
2351	Plumbing, heating & AC contractor .....	2 356	21 393	94 994	373	253	62	40	12	3	3	—	—	—	—	—
23511	Plumbing, heating & AC contractor .....	2 356	21 393	94 994	373	253	62	40	12	3	3	—	—	—	—	—
235110	Plumbing, heating & AC contractor .....	2 356	21 393	94 994	373	253	62	40	12	3	3	—	—	—	—	—
2352	Painting & wall covering contractors .....	578	2 644	17 287	243	210	21	11	1	—	—	—	—	—	—	—
23521	Painting & wall covering contractors .....	578	2 644	17 287	243	210	21	11	1	—	—	—	—	—	—	—
235210	Painting & wall covering contractors .....	578	2 644	17 287	243	210	21	11	1	—	—	—	—	—	—	—
2353	Electrical contractors .....	1 933	15 037	74 616	304	203	47	35	15	3	1	—	—	—	—	—
23531	Electrical contractors .....	1 933	15 037	74 616	304	203	47	35	15	3	1	—	—	—	—	—
235310	Electrical contractors .....	1 933	15 037	74 616	304	203	47	35	15	3	1	—	—	—	—	—
2354	Masonry, drywall, insulation, tile contractors .....	1 762	13 758	74 690	255	194	33	17	3	6	1	1	—	—	—	—
23541	Masonry & stone contractors .....	485	3 219	16 801	132	103	19	7	2	1	—	—	—	—	—	—
235410	Masonry & stone contractors .....	485	3 219	16 801	132	103	19	7	2	1	—	—	—	—	—	—
23542	Drywall, acoustical & insulation contractors .....	1 197	9 979	55 244	101	73	13	7	1	5	1	1	—	—	—	—
235420	Drywall, acoustical & insulation contractors .....	1 197	9 979	55 244	101	73	13	7	1	5	1	1	—	—	—	—
23543	Tile, marble, terrazzo & mosaic contractors .....	80	560	2 645	22	18	1	3	—	—	—	—	—	—	—	—
235430	Tile, marble, terrazzo & mosaic contractors .....	80	560	2 645	22	18	1	3	—	—	—	—	—	—	—	—
2355	Carpentry & floor contractors .....	1 007	5 528	26 508	294	246	27	15	5	1	—	—	—	—	—	—
23551	Carpentry contractors .....	803	4 406	21 136	235	194	26	11	3	1	—	—	—	—	—	—
235510	Carpentry contractors .....	803	4 406	21 136	235	194	26	11	3	1	—	—	—	—	—	—
23552	Floor laying & other floor contractors .....	204	1 122	5 372	59	52	1	4	2	—	—	—	—	—	—	—
235520	Floor laying & other floor contractors .....	204	1 122	5 372	59	52	1	4	2	—	—	—	—	—	—	—
2356	Roofing, siding, & sheet metal contractors .....	791	5 252	26 599	118	76	17	15	8	2	—	—	—	—	—	—
23561	Roofing, siding, & sheet metal contractors .....	791	5 252	26 599	118	76	17	15	8	2	—	—	—	—	—	—
235610	Roofing, siding, & sheet metal contractors .....	791	5 252	26 599	118	76	17	15	8	2	—	—	—	—	—	—
2357	Concrete contractors .....	397	2 369	24 032	116	91	18	2	5	—	—	—	—	—	—	—
23571	Concrete contractors .....	397	2 369	24 032	116	91	18	2	5	—	—	—	—	—	—	—
235710	Concrete contractors .....	397	2 369	24 032	116	91	18	2	5	—	—	—	—	—	—	—
2358	Water well drilling contractors .....	85	533	2 539	13	9	2	1	1	—	—	—	—	—	—	—
23581	Water well drilling contractors .....	85	533	2 539	13	9	2	1	1	—	—	—	—	—	—	—
235810	Water well drilling contractors .....	85	533	2 539	13	9	2	1	1	—	—	—	—	—	—	—
2359	Other special trade contractors .....	2 407	19 793	99 893	326	224	46	34	15	5	1	1	—	—	—	—
23591	Structural steel erection contractors .....	405	4 829	17 735	21	8	4	5	1	2	1	—	—	—	—	—
235910	Structural steel erection contractors .....	405	4 829	17 735	21	8	4	5	1	2	1	—	—	—	—	—
23592	Glass & glazing contractors .....	211	1 507	7 981	26	13	7	3	3	—	—	—	—	—	—	—
235920	Glass & glazing contractors .....	211	1 507	7 981	26	13	7	3	3	—	—	—	—	—	—	—
23593	Excavation contractors .....	592	3 924	25 120	125	100	13	7	3	2	—	—	—	—	—	—
235930	Excavation contractors .....	592	3 924	25 120	125	100	13	7	3	2	—	—	—	—	—	—
23594	Wrecking & demolition contractors .....	(C)	(D)	(D)	12	4	4	3	1	—	—	—	—	—	—	—
235940	Wrecking & demolition contractors .....	(C)	(D)	(D)	12	4	4	3	1	—	—	—	—	—	—	—
23595	Bldg equip & oth mach installation contractor .....	(C)	(D)	(D)	15	10	2	—	3	—	—	—	—	—	—	—
235950	Bldg equip & oth mach installation contractor .....	(C)	(D)	(D)	15	10	2	—	3	—	—	—	—	—	—	—
23599	All other special trade contractors .....	984	7 586	40 347	127	89	16	16	4	1	—	1	—	—	—	—
235990	All other special trade contractors .....	984	7 586	40 347	127	89	16	16	4	1	—	1	—	—	—	—
<b>31-33</b>	<b>Manufacturing</b> .....	<b>71 636</b>	<b>541 550</b>	<b>2 379 201</b>	<b>2 376</b>	<b>881</b>	<b>435</b>	<b>385</b>	<b>365</b>	<b>166</b>	<b>95</b>	<b>34</b>	<b>12</b>	<b>3</b>		
311	Food mfg. ....	2 772	15 038	73 795	141	51	26	32	17	10	4	1	—	—	—	—
3111	Animal food mfg. ....	(A)	(D)	(D)	2	1	1	—	—	—	—	—	—	—	—	—
31111	Animal food mfg. ....	(A)	(D)	(D)	2	1	1	—	—	—	—	—	—	—	—	—
311119	Other animal food mfg. ....	(A)	(D)	(D)	2	1	1	—	—	—	—	—	—	—	—	—
3112	Grain & oilseed milling .....	(B)	(D)	(D)	2	—	1	—	—	1	—	—	—	—	—	—
31121	Flour milling & malt mfg. ....	(A)	(D)	(D)	1	—	1	—	—	—	—	—	—	—	—	—
311211	Flour milling .....	(A)	(D)	(D)	1	—	1	—	—	—	—	—	—	—	—	—
31122	Starch & vegetable fats & oils mfg. ....	(B)	(D)	(D)	1	—	—	—	—	1	—	—	—	—	—	—
311222	Soybean processing .....	(B)	(D)	(D)	1	—	—	—	—	1	—	—	—	—	—	—
3113	Sugar & confectionery product mfg. ....	(E)	(D)	(D)	6	2	—	2	1	—	—	1	—	—	—	—
31133	Confectionery mfg from purchased chocolate .....	79	175	793	4	1	—	2	1	—	—	—	—	—	—	—
311330	Confectionery mfg from purchased chocolate .....	79	175	793	4	1	—	2	1	—	—	—	—	—	—	—
31134	Nonchocolate confectionery mfg. ....	(E)	(D)	(D)	2	1	—	—	—	—	—	1	—	—	—	—
311340	Nonchocolate confectionery mfg. ....	(E)	(D)	(D)	2	1	—	—	—	—	—	1	—	—	—	—

Note: Employment-size classes are indicated as follows: A—0 to 19; B—20 to 99; C—100 to 249; E—250 to 499; F—500 to 999; G—1,000 to 2,499; H—2,500 to 4,999; I—5,000 to 9,999; J—10,000 to 24,999; K—25,000 to 49,999; L—50,000 to 99,999; M—100,000 or more.

**Table 2. The State—Employees, Payroll, and Establishments by Industry: 1999—Con.**

[Excludes most government employees, railroad employees, and self-employed persons. Size class 1 to 4 includes establishments with payroll, but no employees, during mid-March pay period. (D) denotes figures withheld to avoid disclosing data for individual companies; the data are included in broader industry totals. For explanation of terms, abbreviations, and data reliability/comparability, see introductory text]

NAICS code	Industry	Number of employees for week including March 12	Payroll (\$1,000)		Total number of establishments	Number of establishments by employment-size class										
			First quarter	Annual		1 to 4	5 to 9	10 to 19	20 to 49	50 to 99	100 to 249	250 to 499	500 to 999	1,000 or more		
<b>31-33</b>	<b>Manufacturing—Con.</b>															
311	Food mfg—Con.															
3114	Fruit & veg preserving & specialty food mfg ..	142	379	2 008	6	1	1	2	1	1	—	—	—	—	—	—
31141	Frozen food mfg . . . . . (C)	(D)	(D)	(D)	2	—	—	—	1	1	—	—	—	—	—	—
311411	Frozen fruit, juice & vegetable mfg . . . . . (B)	(D)	(D)	(D)	1	—	—	—	—	1	—	—	—	—	—	—
311412	Frozen specialty food mfg . . . . . (B)	(D)	(D)	(D)	1	—	—	—	—	1	—	—	—	—	—	—
31142	Fruit & veg canning, pickling & drying . . . . . (D)	(D)	(D)	(D)	4	1	1	2	—	—	—	—	—	—	—	—
311421	Fruit & vegetable canning . . . . . (B)	(D)	(D)	(D)	3	1	—	2	—	—	—	—	—	—	—	—
311422	Specialty canning . . . . . (A)	(D)	(D)	(D)	1	—	1	—	—	—	—	—	—	—	—	—
3115	Dairy product mfg . . . . . (C)	(D)	(D)	(D)	10	3	3	2	1	1	—	—	—	—	—	—
31151	Dairy product (exc frozen) mfg . . . . . (B)	(D)	(D)	(D)	5	1	2	1	—	1	—	—	—	—	—	—
311511	Fluid milk mfg . . . . . (B)	(D)	(D)	(D)	4	1	1	1	—	1	—	—	—	—	—	—
311513	Cheese mfg . . . . . (A)	(D)	(D)	(D)	1	—	1	—	—	—	—	—	—	—	—	—
31152	Ice cream & frozen dessert mfg . . . . . (B)	(D)	(D)	(D)	5	2	1	1	1	—	—	—	—	—	—	—
311520	Ice cream & frozen dessert mfg . . . . . (B)	(D)	(D)	(D)	5	2	1	1	1	—	—	—	—	—	—	—
3116	Animal slaughtering & processing . . . . .	213	1 442	9 838	11	3	2	4	1	—	1	—	—	—	—	—
31161	Animal slaughtering & processing . . . . .	213	1 442	9 838	11	3	2	4	1	—	1	—	—	—	—	—
311611	Animal (except poultry) slaughtering . . . . . (A)	(D)	(D)	(D)	1	—	—	—	—	—	—	—	—	—	—	—
311612	Meat processed from carcasses . . . . . (C)	(D)	(D)	(D)	10	2	2	4	1	—	1	—	—	—	—	—
3117	Seafood product preparation & packaging . . . . .	241	1 423	6 681	6	2	—	1	1	2	—	—	—	—	—	—
31171	Seafood product preparation & packaging . . . . .	241	1 423	6 681	6	2	—	1	1	2	—	—	—	—	—	—
311711	Seafood canning . . . . . (A)	(D)	(D)	(D)	1	1	—	—	—	—	—	—	—	—	—	—
311712	Fresh & frozen seafood processing . . . . . (C)	(D)	(D)	(D)	5	1	—	1	1	2	—	—	—	—	—	—
3118	Bakeries & tortilla mfg . . . . .	1 207	5 351	23 583	84	35	17	16	10	4	2	—	—	—	—	—
31181	Bread & bakery product mfg . . . . . (G)	(D)	(D)	(D)	75	29	14	16	10	4	2	—	—	—	—	—
311811	Retail bakeries . . . . . (E)	(D)	(D)	(D)	49	25	12	8	3	—	1	—	—	—	—	—
311812	Commercial bakeries . . . . .	748	4 113	18 051	24	4	2	6	7	4	1	—	—	—	—	—
311813	Frozen cakes, pies & other pastries mfg . . . . . (B)	(D)	(D)	(D)	2	—	—	2	—	—	—	—	—	—	—	—
31182	Cookie, cracker & pasta mfg . . . . . (B)	(D)	(D)	(D)	9	6	3	—	—	—	—	—	—	—	—	—
311821	Cookie & cracker mfg . . . . . (A)	(D)	(D)	(D)	1	1	—	—	—	—	—	—	—	—	—	—
311822	Flour mixes & dough mfg from purchased flour . . . . . (A)	(D)	(D)	(D)	4	2	2	—	—	—	—	—	—	—	—	—
311823	Dry pasta mfg . . . . . (A)	(D)	(D)	(D)	4	3	1	—	—	—	—	—	—	—	—	—
3119	Other food mfg . . . . .	340	2 053	9 781	14	4	1	5	2	1	1	—	—	—	—	—
31191	Snack food mfg . . . . . (A)	(D)	(D)	(D)	2	1	—	1	—	—	—	—	—	—	—	—
311919	Other snack food mfg . . . . . (A)	(D)	(D)	(D)	2	1	—	1	—	—	—	—	—	—	—	—
31192	Coffee & tea mfg . . . . . (C)	(D)	(D)	(D)	2	—	—	1	—	1	—	—	—	—	—	—
311920	Coffee & tea mfg . . . . . (C)	(D)	(D)	(D)	2	—	—	1	—	1	—	—	—	—	—	—
31193	Flavoring syrup & concentrate mfg . . . . . (A)	(D)	(D)	(D)	3	1	1	1	—	—	—	—	—	—	—	—
311930	Flavoring syrup & concentrate mfg . . . . . (A)	(D)	(D)	(D)	3	1	1	1	—	—	—	—	—	—	—	—
31199	All other food mfg . . . . . (C)	(D)	(D)	(D)	7	2	—	2	2	—	1	—	—	—	—	—
311991	Perishable prepared food mfg . . . . . (C)	(D)	(D)	(D)	4	1	—	1	1	—	1	—	—	—	—	—
311999	All other miscellaneous food mfg . . . . . (B)	(D)	(D)	(D)	3	1	—	1	1	—	—	—	—	—	—	—
312	Beverage & tobacco product mfg . . . . . (E)	(D)	(D)	(D)	16	8	2	2	2	—	2	—	—	—	—	—
3121	Beverage mfg . . . . . (E)	(D)	(D)	(D)	16	8	2	2	2	—	2	—	—	—	—	—
31211	Soft drink & ice mfg . . . . . (D)	(D)	(D)	(D)	10	4	2	1	1	—	2	—	—	—	—	—
312111	Soft drink mfg . . . . . (E)	(D)	(D)	(D)	5	2	—	—	1	—	2	—	—	—	—	—
312112	Bottled water mfg . . . . . (A)	(D)	(D)	(D)	1	—	1	—	—	—	—	—	—	—	—	—
312113	Ice mfg . . . . . (A)	(D)	(D)	(D)	4	2	1	1	—	—	—	—	—	—	—	—
31212	Breweries . . . . . (A)	(D)	(D)	(D)	2	2	—	—	—	—	—	—	—	—	—	—
312120	Breweries . . . . . (A)	(D)	(D)	(D)	2	2	—	—	—	—	—	—	—	—	—	—
31213	Wineries . . . . . (B)	(D)	(D)	(D)	4	2	—	1	1	—	—	—	—	—	—	—
312130	Wineries . . . . . (B)	(D)	(D)	(D)	4	2	—	1	1	—	—	—	—	—	—	—
313	Textile mills . . . . .	5 310	36 324	152 323	92	19	17	9	17	12	14	4	—	—	—	—
3131	Fiber, yarn & thread mills . . . . .	469	2 561	11 432	14	4	3	1	2	3	1	—	—	—	—	—
31311	Fiber, yarn & thread mills . . . . .	469	2 561	11 432	14	4	3	1	2	3	1	—	—	—	—	—
313111	Yarn spinning mills . . . . .	134	746	3 045	6	2	1	—	2	1	—	—	—	—	—	—
313112	Yarn texturing, throwing & twisting mills . . . . .	225	1 361	5 826	4	—	2	—	1	—	1	—	—	—	—	—
313113	Thread mills . . . . .	110	454	2 561	4	2	—	—	—	1	—	—	—	—	—	—
3132	Fabric mills . . . . .	3 280	21 385	87 567	46	8	6	7	7	6	9	3	—	—	—	—
31321	Broadwoven fabric mills . . . . . (E)	(D)	(D)	(D)	11	2	2	4	1	—	2	—	—	—	—	—
313210	Broadwoven fabric mills . . . . . (E)	(D)	(D)	(D)	11	2	2	4	1	—	2	—	—	—	—	—
31322	Narrow fabric mills & schiffli mach embroidery . . . . .	1 372	7 510	29 920	18	2	2	3	2	5	3	1	—	—	—	—
313221	Narrow fabric mills . . . . . (G)	(D)	(D)	(D)	16	1	1	3	2	5	3	1	—	—	—	—
313222	Schiffli machine embroidery . . . . . (A)	(D)	(D)	(D)	2	1	1	—	—	—	—	—	—	—	—	—
31323	Nonwoven fabric mills . . . . . (E)	(D)	(D)	(D)	5	—	1	—	1	—	3	—	—	—	—	—
313230	Nonwoven fabric mills . . . . . (E)	(D)	(D)	(D)	5	—	1	—	1	—	3	—	—	—	—	—
31324	Knit fabric mills . . . . .	923	5 490	23 660	12	4	1	—	3	1	1	2	—	—	—	—
313249	Other knit fabric & lace mills . . . . .	923	5 490	23 660	12	4	1	—	3	1	1	2	—	—	—	—
3133	Textile, fabric finishing, fabric coating mills . . . . .	1 561	12 378	53 324	32	7	8	1	8	3	4	1	—	—	—	—
31331	Textile & fabric finishing mills . . . . .	1 433	11 231	49 444	27	6	6	1	7	2	4	1	—	—	—	—
313311	Broadwoven fabric finishing mills . . . . .	1 111	8 518	37 068	18	4	4	1	5	—	3	1	—	—	—	—
313312	Textile, fabric finishing (exc broadwoven) mills . . . . .	322	2 713	12 376	9	2	2	—	2	2	1	—	—	—	—	—
31332	Fabric coating mills . . . . .	128	1 147	3 880	5	1	2	—	1	1	—	—	—	—	—	—
313320	Fabric coating mills . . . . .	128	1 147	3 880	5	1	2	—	1	1	—	—	—	—	—	—
314	Textile product mills . . . . .	1 094	5 617	26 348	49	19	11	9	4	4	1	1	—	—	—	—
3141	Textile furnishings mills . . . . .	457	1 949	10 465	20	8	3	4	1	3	1	—	—	—	—	—
31411	Carpet & rug mills . . . . .	297	1 290	6 290	6	2	—	—	1	—	2	—	—	—	—	—
314110	Carpet & rug mills . . . . .	297	1 290	6 290	6	2	—	—	1	—	2	—	—	—	—	—
31412	Curtain & linen mills . . . . .	160	659	4 175	14	6	3	3	1	1	—	—	—	—	—	—
314121	Curtain & drapery mills . . . . . (C)	(D)	(D)	(D)	10	5	2	1	1	1	—	—	—	—	—	—
314129	Other household textile product mills . . . . . (B)	(D)	(D)	(D)	4	1	1	2	—	—	—	—	—	—	—	—
3149	Other textile product mills . . . . .	637	3 668	15 883	29	11	8	5	3	1	—	1	—	—	—	—

**Table 2. The State—Employees, Payroll, and Establishments by Industry: 1999—Con.**

[Excludes most government employees, railroad employees, and self-employed persons. Size class 1 to 4 includes establishments with payroll, but no employees, during mid-March pay period. (D) denotes figures withheld to avoid disclosing data for individual companies; the data are included in broader industry totals. For explanation of terms, abbreviations, and data reliability/comparability, see introductory text]

NAICS code	Industry	Number of employees for week including March 12	Payroll (\$1,000)		Total number of establishments	Number of establishments by employment-size class								
			First quarter	Annual		1 to 4	5 to 9	10 to 19	20 to 49	50 to 99	100 to 249	250 to 499	500 to 999	1,000 or more
<b>31-33</b>	<b>Manufacturing—Con.</b>													
315	Apparel manufacturing .....	(E)	(D)	(D)	25	9	3	4	7	2	—	—	—	—
3151	Apparel knitting mills .....	(A)	(D)	(D)	1	—	1	—	—	—	—	—	—	—
31519	Other apparel knitting mills .....	(A)	(D)	(D)	1	—	1	—	—	—	—	—	—	—
315191	Outerwear knitting mills .....	(A)	(D)	(D)	1	—	1	—	—	—	—	—	—	—
3152	Cut & sew apparel mfg .....	(E)	(D)	(D)	15	6	2	3	3	1	—	—	—	—
31521	Cut & sew apparel contractors .....	(B)	(D)	(D)	5	3	1	1	—	—	—	—	—	—
315211	Men's, boys' cut & sew apparel contractors .....	(A)	(D)	(D)	1	1	—	—	—	—	—	—	—	—
315212	Women's, girls', infants, cut, sew apparel contr .....	(B)	(D)	(D)	4	2	1	1	—	—	—	—	—	—
31522	Men's, boys' cut & sew apparel mfg .....	(C)	(D)	(D)	3	1	—	—	1	—	—	—	—	—
315223	Men's, boys' cut & sew shirt (exc work) mfg .....	(B)	(D)	(D)	1	—	—	—	—	1	—	—	—	—
315224	Men's, boys' cut & sew trouser, slack, jean mfg .....	(A)	(D)	(D)	1	1	—	—	—	—	—	—	—	—
315228	Men's, boys' cut & sew oth outerwear mfg .....	(B)	(D)	(D)	1	—	—	—	1	—	—	—	—	—
31523	Women's, girls' cut & sew apparel mfg .....	(B)	(D)	(D)	2	—	1	1	—	—	—	—	—	—
315234	Women's, girls' cut & sew suit, coat, skirt mfg .....	(A)	(D)	(D)	1	—	—	1	—	—	—	—	—	—
315239	Women's, girls' cut & sew other outerwear mfg .....	(A)	(D)	(D)	1	—	1	—	—	—	—	—	—	—
31529	Other cut & sew apparel mfg .....	(B)	(D)	(D)	5	2	—	1	2	—	—	—	—	—
315291	Infants' cut & sew apparel mfg .....	(B)	(D)	(D)	1	—	—	—	1	—	—	—	—	—
315292	Fur & leather apparel mfg .....	(A)	(D)	(D)	2	2	—	—	—	—	—	—	—	—
315299	All other cut & sew apparel mfg .....	(B)	(D)	(D)	2	—	—	1	1	—	—	—	—	—
3159	Apparel accessories & other apparel mfg .....	(C)	(D)	(D)	9	3	—	1	4	1	—	—	—	—
31599	Apparel accessories & other apparel mfg .....	(C)	(D)	(D)	9	3	—	1	4	1	—	—	—	—
315991	Hat, cap & millinery mfg .....	(B)	(D)	(D)	1	—	—	—	1	—	—	—	—	—
315992	Glove & mitten mfg .....	(A)	(D)	(D)	1	—	—	1	—	—	—	—	—	—
315999	Other apparel accessories & other apparel mfg .....	(C)	(D)	(D)	7	3	—	—	3	1	—	—	—	—
316	Leather & allied product mfg .....	(E)	(D)	(D)	14	4	3	2	3	1	1	—	—	—
3161	Leather & hide tanning & finishing .....	(A)	(D)	(D)	1	1	—	—	—	—	—	—	—	—
31611	Leather & hide tanning & finishing .....	(A)	(D)	(D)	1	1	—	—	—	—	—	—	—	—
316110	Leather & hide tanning & finishing .....	(A)	(D)	(D)	1	1	—	—	—	—	—	—	—	—
3169	Other leather & allied product mfg .....	(E)	(D)	(D)	13	3	3	2	3	1	1	—	—	—
31699	Other leather & allied product mfg .....	(E)	(D)	(D)	13	3	3	2	3	1	1	—	—	—
316991	Luggage mfg .....	(D)	(D)	(D)	4	—	3	—	1	—	—	—	—	—
316993	Personal leather good (exc purse) mfg ..	(E)	(D)	(D)	7	2	—	2	1	1	1	—	—	—
316999	All other leather good mfg .....	(B)	(D)	(D)	2	1	—	—	1	—	—	—	—	—
321	Wood product mfg .....	561	3 048	15 263	48	18	10	12	7	1	—	—	—	—
3211	Sawmills & wood preservation .....	(B)	(D)	(D)	7	3	—	3	1	—	—	—	—	—
32111	Sawmills & wood preservation .....	(B)	(D)	(D)	7	3	—	3	1	—	—	—	—	—
321113	Sawmills .....	(B)	(D)	(D)	6	3	—	3	—	—	—	—	—	—
321114	Wood preservation .....	(B)	(D)	(D)	1	—	—	—	1	—	—	—	—	—
3212	Veneer, plywood & engineered wood product mfg .....	(B)	(D)	(D)	4	2	—	1	1	—	—	—	—	—
32121	Veneer, plywood & engineered wood product mfg .....	(B)	(D)	(D)	4	2	—	1	1	—	—	—	—	—
321214	Truss mfg .....	(B)	(D)	(D)	3	2	—	—	1	—	—	—	—	—
321219	Reconstituted wood product mfg .....	(A)	(D)	(D)	1	—	—	—	1	—	—	—	—	—
3219	Other wood product mfg .....	414	2 150	10 798	37	13	10	8	5	1	—	—	—	—
32191	Millwork .....	(C)	(D)	(D)	14	7	4	1	1	—	—	—	—	—
321911	Wood window & door mfg .....	(C)	(D)	(D)	6	3	1	—	1	—	—	—	—	—
321918	Other millwork (including flooring) .....	(B)	(D)	(D)	8	4	3	1	—	—	—	—	—	—
32192	Wood container & pallet mfg .....	155	703	3 763	9	1	2	3	3	—	—	—	—	—
321920	Wood container & pallet mfg .....	155	703	3 763	9	1	2	3	3	—	—	—	—	—
32199	All other wood product mfg .....	(C)	(D)	(D)	14	5	4	4	1	—	—	—	—	—
321999	All other miscellaneous wood product mfg .....	(C)	(D)	(D)	14	5	4	4	1	—	—	—	—	—
322	Paper mfg .....	1 789	13 329	63 117	43	6	3	8	14	7	5	—	—	—
3222	Converted paper product mfg .....	1 789	13 329	63 117	43	6	3	8	14	7	5	—	—	—
32221	Paperboard container mfg .....	1 184	8 155	39 226	26	4	—	6	7	5	4	—	—	—
322211	Corrugated & solid fiber box mfg .....	285	2 356	11 696	8	1	—	2	3	1	1	—	—	—
322212	Folding paperboard box mfg .....	406	3 567	16 641	6	—	—	2	1	2	1	—	—	—
322213	Setup paperboard box mfg .....	(E)	(D)	(D)	8	2	—	—	3	1	2	—	—	—
322214	Fiber can, tube, drum & similar products mfg .....	(C)	(D)	(D)	4	1	—	2	—	1	—	—	—	—
32222	Paper bag & coated & treated paper mfg ..	496	4 599	21 270	12	1	3	1	4	2	1	—	—	—
322222	Coated & laminated paper mfg .....	(E)	(D)	(D)	11	1	3	1	4	1	1	—	—	—
322226	Surface-coated paperboard mfg .....	(B)	(D)	(D)	1	—	—	—	—	1	—	—	—	—
32223	Stationery product mfg .....	(B)	(D)	(D)	3	1	—	—	2	—	—	—	—	—
322231	Die-cut paper & paperboard office supply mfg .....	(B)	(D)	(D)	2	1	—	—	1	—	—	—	—	—
322233	Stationery, tablet & related product mfg ..	(B)	(D)	(D)	1	—	—	—	1	—	—	—	—	—
32229	Other converted paper product mfg .....	(B)	(D)	(D)	2	—	—	1	1	—	—	—	—	—
322299	All other converted paper product mfg ...	(B)	(D)	(D)	2	—	—	1	1	—	—	—	—	—
323	Printing & related support activities .....	2 914	21 713	95 440	205	88	49	30	24	9	5	—	—	—
3231	Printing & related support activities .....	2 914	21 713	95 440	205	88	49	30	24	9	5	—	—	—
32311	Printing .....	2 688	20 257	89 583	188	80	47	27	21	8	5	—	—	—
323110	Commercial lithographic printing .....	1 417	11 668	51 484	79	23	15	13	3	3	—	—	—	—
323111	Commercial gravure printing .....	(A)	(D)	(D)	4	3	1	—	—	—	—	—	—	—
323112	Commercial flexographic printing .....	180	1 237	5 557	9	3	2	2	1	1	—	—	—	—
323113	Commercial screen printing .....	395	2 625	11 909	19	10	3	—	3	2	1	—	—	—
323114	Quick printing .....	239	1 323	5 860	49	30	13	5	1	—	—	—	—	—

Note: Employment-size classes are indicated as follows: A—0 to 19; B—20 to 99; C—100 to 249; E—250 to 499; F—500 to 999; G—1,000 to 2,499; H—2,500 to 4,999; I—5,000 to 9,999; J—10,000 to 24,999; K—25,000 to 49,999; L—50,000 to 99,999; M—100,000 or more.

**Table 2. The State—Employees, Payroll, and Establishments by Industry: 1999—Con.**

[Excludes most government employees, railroad employees, and self-employed persons. Size class 1 to 4 includes establishments with payroll, but no employees, during mid-March pay period. (D) denotes figures withheld to avoid disclosing data for individual companies; the data are included in broader industry totals. For explanation of terms, abbreviations, and data reliability/comparability, see introductory text.]

NAICS code	Industry	Number of employees for week including March 12	Payroll (\$1,000)		Total number of establishments	Number of establishments by employment-size class										
			First quarter	Annual		1 to 4	5 to 9	10 to 19	20 to 49	50 to 99	100 to 249	250 to 499	500 to 999	1,000 or more		
<b>31-33</b>	<b>Manufacturing—Con.</b>															
323	Printing & related support activities—Con.															
3231	Printing & related support activities—Con.															
32311	Printing—Con.															
323115	Digital printing.....	(A)	(D)	(D)	3	2	1	—	—	—	—	—	—	—	—	—
323116	Manifold business form printing.....	(B)	(D)	(D)	2	—	—	1	—	1	—	—	—	—	—	—
323117	Book printing.....	(B)	(D)	(D)	1	—	—	—	1	—	—	—	—	—	—	—
323118	Blankbook, loose-leaf binder & device mfg.....	(A)	(D)	(D)	1	1	—	—	—	—	—	—	—	—	—	—
323119	Other commercial printing.....	333	2 618	11 013	21	8	5	4	2	1	1	—	—	—	—	—
32312	Printing support activities.....	226	1 456	5 857	17	8	2	3	3	1	—	—	—	—	—	—
323121	Tradebinding & related work.....	42	247	1 312	7	4	—	3	—	—	—	—	—	—	—	—
323122	Prepress services.....	184	1 209	4 545	10	4	2	—	3	1	—	—	—	—	—	—
324	Petroleum & coal products mfg.....	(A)	(D)	(D)	2	1	1	—	—	—	—	—	—	—	—	—
3241	Petroleum & coal products mfg.....	(A)	(D)	(D)	2	1	1	—	—	—	—	—	—	—	—	—
32412	Asphalt paving, roofing & saturated mat mfg.....	(A)	(D)	(D)	2	1	1	—	—	—	—	—	—	—	—	—
324121	Asphalt paving mixture & block mfg.....	(A)	(D)	(D)	2	1	1	—	—	—	—	—	—	—	—	—
325	Chemical mfg.....	2 907	28 798	129 555	70	25	10	13	13	2	4	2	1	—	—	—
3251	Basic chemical mfg.....	787	8 547	34 590	11	1	—	2	5	—	3	—	—	—	—	—
32512	Industrial gas mfg.....	(B)	(D)	(D)	2	1	—	—	1	—	—	—	—	—	—	—
325120	Industrial gas mfg.....	(B)	(D)	(D)	2	1	—	—	1	—	—	—	—	—	—	—
32513	Synthetic dye & pigment mfg.....	(C)	(D)	(D)	2	—	—	—	1	—	1	—	—	—	—	—
325132	Synthetic organic dye & pigment mfg.....	(C)	(D)	(D)	2	—	—	—	1	—	1	—	—	—	—	—
32518	Other basic inorganic chemical mfg.....	(E)	(D)	(D)	4	—	—	—	1	—	2	—	—	—	—	—
325181	Alkalies & chlorine mfg.....	(B)	(D)	(D)	2	—	—	—	1	—	—	—	—	—	—	—
325188	All other basic inorganic chemical mfg.....	(E)	(D)	(D)	2	—	—	—	—	—	—	2	—	—	—	—
32519	Other basic organic chemical mfg.....	(B)	(D)	(D)	3	—	—	—	1	—	2	—	—	—	—	—
325199	All other basic organic chemical mfg.....	(B)	(D)	(D)	3	—	—	—	1	—	2	—	—	—	—	—
3252	Resin, syn rubber, artf & syn fibers, fil mfg.....	(B)	(D)	(D)	7	3	1	1	2	—	—	—	—	—	—	—
32521	Resin & synthetic rubber mfg.....	(B)	(D)	(D)	6	2	1	1	2	—	—	—	—	—	—	—
325211	Plastics material & resin mfg.....	(B)	(D)	(D)	4	1	—	1	2	—	—	—	—	—	—	—
325212	Synthetic rubber mfg.....	(A)	(D)	(D)	2	1	1	—	—	—	—	—	—	—	—	—
32522	Artificial & synthetic fibers, filaments mfg.....	(A)	(D)	(D)	1	1	—	—	—	—	—	—	—	—	—	—
325222	Noncellulosic organic fiber mfg.....	(A)	(D)	(D)	1	1	—	—	—	—	—	—	—	—	—	—
3253	Pesticide, fertilizer & oth ag chemical mfg.....	(B)	(D)	(D)	3	1	1	1	—	—	—	—	—	—	—	—
32531	Fertilizer mfg.....	(B)	(D)	(D)	3	1	1	1	—	—	—	—	—	—	—	—
325311	Nitrogenous fertilizer mfg.....	(A)	(D)	(D)	1	—	—	1	—	—	—	—	—	—	—	—
325314	Fertilizer (mixing only) mfg.....	(A)	(D)	(D)	2	1	1	—	—	—	—	—	—	—	—	—
3254	Pharmaceutical & medicine mfg.....	115	715	3 370	5	1	1	1	1	1	—	—	—	—	—	—
32541	Pharmaceutical & medicine mfg.....	115	715	3 370	5	1	1	1	1	1	—	—	—	—	—	—
325412	Pharmaceutical preparation mfg.....	(B)	(D)	(D)	3	—	—	1	1	—	—	—	—	—	—	—
325413	In-vitro diagnostic substance mfg.....	(B)	(D)	(D)	2	1	—	—	1	—	—	—	—	—	—	—
3255	Paint, coating & adhesive mfg.....	(C)	(D)	(D)	10	3	2	4	—	1	—	—	—	—	—	—
32551	Paint & coating mfg.....	(C)	(D)	(D)	8	2	2	3	—	1	—	—	—	—	—	—
325510	Paint & coating mfg.....	(C)	(D)	(D)	8	2	2	3	—	1	—	—	—	—	—	—
32552	Adhesive mfg.....	(D)	(D)	(D)	2	1	—	1	—	—	—	—	—	—	—	—
325520	Adhesive mfg.....	(A)	(D)	(D)	2	1	—	1	—	—	—	—	—	—	—	—
3256	Soap, cleaners & toilet preparation mfg.....	(F)	(D)	(D)	12	6	2	2	—	—	1	1	—	—	—	—
32561	Soap & cleaning compound mfg.....	(F)	(D)	(D)	11	6	1	2	—	—	1	1	—	—	—	—
325611	Soap & other detergent mfg.....	(F)	(D)	(D)	5	2	—	1	—	—	1	1	—	—	—	—
325612	Polish & other sanitation goods mfg.....	(A)	(D)	(D)	4	3	—	1	—	—	—	—	—	—	—	—
325613	Surface active agent mfg.....	(A)	(D)	(D)	2	1	1	—	—	—	—	—	—	—	—	—
32562	Toilet preparation mfg.....	(A)	(D)	(D)	1	—	1	—	—	—	—	—	—	—	—	—
325620	Toilet preparation mfg.....	(A)	(D)	(D)	1	—	1	—	—	—	—	—	—	—	—	—
3259	Other chemical product & preparation mfg.....	(G)	(D)	(D)	22	10	3	2	5	—	—	1	1	—	—	—
32591	Printing ink mfg.....	(A)	(D)	(D)	1	—	—	1	—	—	—	—	—	—	—	—
325910	Printing ink mfg.....	(A)	(D)	(D)	1	—	—	1	—	—	—	—	—	—	—	—
32599	All other chemical product & preparation mfg.....	(G)	(D)	(D)	21	10	3	1	5	—	—	—	1	1	—	—
325991	Custom compounding of purchased resin.....	(F)	(D)	(D)	10	3	2	1	3	—	—	—	—	1	—	—
325992	Photo film, paper, plate & chemical mfg.....	(E)	(D)	(D)	3	2	—	—	—	—	—	1	—	—	—	—
325998	All oth misc chemical product & prep mfg.....	(C)	(D)	(D)	8	5	1	—	2	—	—	—	—	—	—	—
326	Plastics & rubber products mfg.....	5 485	44 254	199 548	105	25	14	16	26	12	6	4	2	—	—	—
3261	Plastics product mfg.....	(H)	(D)	(D)	95	21	11	16	24	12	6	4	1	—	—	—
32611	Unsupported plastics film, sheet, & bag mfg.....	1 097	12 029	48 656	13	4	1	2	1	2	2	—	1	—	—	—
326111	Unsupported plastics bag mfg.....	(B)	(D)	(D)	3	2	—	—	1	—	—	—	—	—	—	—
326112	Unsupported plastics packaging film and sheet mfg.....	(C)	(D)	(D)	1	—	—	—	—	—	1	—	—	—	—	—
326113	Unsupported plastics film and sheet (except packaging) mfg.....	(F)	(D)	(D)	9	2	1	2	—	2	1	—	1	—	—	—
32612	Plastics pipe, pipe fitting, & unsupported profile shape mfg.....	(B)	(D)	(D)	5	3	—	1	1	—	—	—	—	—	—	—
326121	Unsupported plastics profile shape mfg.....	(B)	(D)	(D)	3	2	—	1	—	—	—	—	—	—	—	—
326122	Plastics pipe & pipe fitting mfg.....	(D)	(D)	(D)	2	1	—	—	1	—	—	—	—	—	—	—
32613	Laminated plastics plate, sheet & shape mfg.....	(B)	(D)	(D)	5	1	2	1	1	—	—	—	—	—	—	—
326130	Laminated plastics plate, sheet & shape mfg.....	(B)	(D)	(D)	5	1	2	1	1	—	—	—	—	—	—	—
32614	Polystyrene foam product mfg.....	138	1 146	5 322	4	1	—	—	2	1	—	—	—	—	—	—
326140	Polystyrene foam product mfg.....	138	1 146	5 322	4	1	—	—	2	1	—	—	—	—	—	—
32615	Foam product (exc polystyrene) mfg.....	(A)	(D)	(D)	3	3	—	—	—	—	—	—	—	—	—	—
326150	Foam product (exc polystyrene) mfg.....	(A)	(D)	(D)	3	3	—	—	—	—	—	—	—	—	—	—
32616	Plastics bottle mfg.....	(B)	(D)	(D)	1	—	—	—	1	—	—	—	—	—	—	—
326160	Plastics bottle mfg.....	(B)	(D)	(D)	1	—	—	—	1	—	—	—	—	—	—	—
32619	Other plastics product mfg.....	3 489	23 610	114 170	64	9	8	12	18	9	4	4	—	—	—	—
326199	All other plastics product mfg.....	3 489	23 610	114 170	64	9	8	12	18	9	4	4	—	—	—	—

Note: Employment-size classes are indicated as follows: A—0 to 19; B—20 to 99; C—100 to 249; E—250 to 499; F—500 to 999; G—1,000 to 2,499; H—2,500 to 4,999; I—5,000 to 9,999; J—10,000 to 24,999; K—25,000 to 49,999; L—50,000 to 99,999; M—100,000 or more.



**Table 2. The State—Employees, Payroll, and Establishments by Industry: 1999—Con.**

[Excludes most government employees, railroad employees, and self-employed persons. Size class 1 to 4 includes establishments with payroll, but no employees, during mid-March pay period. (D) denotes figures withheld to avoid disclosing data for individual companies; the data are included in broader industry totals. For explanation of terms, abbreviations, and data reliability/comparability, see introductory text]

NAICS code	Industry	Number of employees for week including March 12	Payroll (\$1,000)		Total number of establishments	Number of establishments by employment-size class									
			First quarter	Annual		1 to 4	5 to 9	10 to 19	20 to 49	50 to 99	100 to 249	250 to 499	500 to 999	1,000 or more	
<b>31-33</b>	<b>Manufacturing—Con.</b>														
326	Plastics & rubber products mfg—Con.														
3262	Rubber product mfg	(F)	(D)	(D)	10	4	3	—	2	—	—	—	—	1	—
32621	Tire mfg	(A)	(D)	(D)	2	2	—	—	—	—	—	—	—	—	—
326212	Tire retreading	(A)	(D)	(D)	2	2	—	—	—	—	—	—	—	—	—
32629	Other rubber product mfg	(F)	(D)	(D)	8	2	3	—	2	—	—	—	—	1	—
326291	Rubber product mfg for mechanical use	(A)	(D)	(D)	1	—	1	—	—	—	—	—	—	—	—
326299	All other rubber product mfg	(F)	(D)	(D)	7	2	2	—	2	—	—	—	—	1	—
327	Nonmetallic mineral product mfg	1 053	8 896	41 833	53	21	14	9	6	2	—	1	—	—	—
3271	Clay product & refractory mfg	(B)	(D)	(D)	5	2	2	1	—	—	—	—	—	—	—
32711	Pottery, ceramics & plumbing fixture mfg	(B)	(D)	(D)	5	2	2	1	—	—	—	—	—	—	—
327112	Vitreous china & other pottery product mfg	(A)	(D)	(D)	4	2	1	1	—	—	—	—	—	—	—
327113	Porcelain electrical supply mfg	(A)	(D)	(D)	1	—	1	—	—	—	—	—	—	—	—
3272	Glass & glass product mfg	625	5 860	24 831	16	9	2	1	3	—	—	1	—	—	—
32721	Glass & glass product mfg	625	5 860	24 831	16	9	2	1	3	—	—	1	—	—	—
327212	Other pressed & blown glass & glassware mfg	(F)	(D)	(D)	5	3	—	—	1	—	—	1	—	—	—
327215	Glass product mfg made of purchased glass	(B)	(D)	(D)	11	6	2	1	2	—	—	—	—	—	—
3273	Cement & concrete product mfg	259	1 834	11 025	20	4	6	7	2	1	—	—	—	—	—
32732	Ready-mix concrete mfg	146	1 028	6 140	9	—	3	5	—	1	—	—	—	—	—
327320	Ready-mix concrete mfg	146	1 028	6 140	9	—	3	5	—	1	—	—	—	—	—
32733	Concrete pipe, brick & block mfg	(B)	(D)	(D)	4	1	—	1	2	—	—	—	—	—	—
327331	Concrete block & brick mfg	(B)	(D)	(D)	3	1	—	1	1	—	—	—	—	—	—
327332	Concrete pipe mfg	(B)	(D)	(D)	1	—	—	—	1	—	—	—	—	—	—
32739	Other concrete product mfg	(B)	(D)	(D)	7	3	3	1	—	—	—	—	—	—	—
327390	Other concrete product mfg	(B)	(D)	(D)	7	3	3	1	—	—	—	—	—	—	—
3274	Lime & gypsum product mfg	(A)	(D)	(D)	1	1	—	—	—	—	—	—	—	—	—
32742	Gypsum product mfg	(A)	(D)	(D)	1	1	—	—	—	—	—	—	—	—	—
327420	Gypsum product mfg	(A)	(D)	(D)	1	1	—	—	—	—	—	—	—	—	—
3279	Other nonmetallic mineral product mfg	(C)	(D)	(D)	11	5	4	—	1	1	—	—	—	—	—
32791	Abrasive product mfg	(B)	(D)	(D)	1	—	—	—	—	1	—	—	—	—	—
327910	Abrasive product mfg	(B)	(D)	(D)	1	—	—	—	—	1	—	—	—	—	—
32799	All other nonmetallic mineral product mfg	(B)	(D)	(D)	10	5	4	—	1	—	—	—	—	—	—
327991	Cut stone & stone product mfg	(B)	(D)	(D)	5	3	1	—	1	—	—	—	—	—	—
327992	Ground or treated mineral & earth mfg	(A)	(D)	(D)	2	—	2	—	—	—	—	—	—	—	—
327999	All oth misc nonmetallic mineral product mfg	(A)	(D)	(D)	3	2	1	—	—	—	—	—	—	—	—
331	Primary metal mfg	3 320	25 481	108 528	80	21	18	12	15	7	4	2	1	—	—
3311	Iron & steel mills & ferroalloy mfg	(B)	(D)	(D)	1	—	—	—	1	—	—	—	—	—	—
33111	Iron & steel mills & ferroalloy mfg	(B)	(D)	(D)	1	—	—	—	1	—	—	—	—	—	—
331111	Iron & steel mills	(B)	(D)	(D)	1	—	—	—	1	—	—	—	—	—	—
3312	Steel product mfg from purchased steel	(G)	(D)	(D)	3	—	—	—	1	—	—	—	1	1	—
33122	Rolling & drawing of purchased steel	(G)	(D)	(D)	3	—	—	—	1	—	—	—	1	1	—
331222	Steel wire drawing	(G)	(D)	(D)	3	—	—	—	1	—	—	—	1	1	—
3313	Alumina & aluminum production & processing	(B)	(D)	(D)	3	1	—	—	2	—	—	—	—	—	—
33131	Alumina & aluminum production & processing	(B)	(D)	(D)	3	1	—	—	2	—	—	—	—	—	—
331314	Secondary smelting & alloying of aluminum	(A)	(D)	(D)	1	1	—	—	—	—	—	—	—	—	—
331316	Aluminum extruded product mfg	(B)	(D)	(D)	1	—	—	—	1	—	—	—	—	—	—
331319	Other aluminum rolling & drawing	(B)	(D)	(D)	1	—	—	—	1	—	—	—	—	—	—
3314	Nonferrous (exc alum) production & processing	1 302	11 013	49 398	27	5	3	4	6	5	3	1	—	—	—
33141	Nonferrous (exc aluminum) smelting & refining	(B)	(D)	(D)	4	2	1	—	—	1	—	—	—	—	—
331419	Other nonferrous metal prim smelting, refining	(B)	(D)	(D)	4	2	1	—	—	1	—	—	—	—	—
33142	Copper rolling, drawing, extruding & alloying	(E)	(D)	(D)	6	1	—	1	1	1	2	—	—	—	—
331421	Copper rolling, drawing & extruding	(E)	(D)	(D)	4	1	—	1	—	—	2	—	—	—	—
331423	Secondary smelting, refining, alloying of copper	(C)	(D)	(D)	2	—	—	—	1	1	—	—	—	—	—
33149	Other nonferrous roll, draw, extruding, alloying	858	6 358	29 183	17	2	2	3	5	3	1	1	—	—	—
331491	Other nonferrous metal roll, draw, extruding	(F)	(D)	(D)	12	1	1	3	2	3	1	1	—	—	—
331492	Oth nonferrous secondary smelt, refine, alloying	(C)	(D)	(D)	5	1	1	—	3	—	—	—	—	—	—
3315	Foundries	(C)	(D)	(D)	46	15	15	7	6	2	1	—	—	—	—
33151	Ferrous metal foundries	(F)	(D)	(D)	9	3	2	1	3	—	—	—	—	—	—
331511	Iron foundries	(B)	(D)	(D)	5	2	—	—	3	—	—	—	—	—	—
331512	Steel investment foundries	(A)	(D)	(D)	1	—	1	—	—	—	—	—	—	—	—
331513	Steel foundries (except investment)	(B)	(D)	(D)	3	1	1	1	—	—	—	—	—	—	—
33152	Nonferrous metal foundries	542	3 059	14 996	37	12	13	6	3	2	1	—	—	—	—
331521	Aluminum die-casting foundries	(B)	(D)	(D)	3	1	1	—	—	—	—	—	—	—	—
331522	Nonferrous (exc alum) die-casting foundries	(C)	(D)	(D)	11	4	4	1	—	2	—	—	—	—	—
331524	Aluminum foundries (except die-casting)	(B)	(D)	(D)	5	3	1	1	—	—	—	—	—	—	—
331525	Copper foundries (except die-casting)	154	808	3 916	5	—	1	3	—	—	1	—	—	—	—
331528	Oth nonferrous foundries (except die-casting)	(C)	(D)	(D)	13	4	6	—	3	—	—	—	—	—	—
332	Fabricated metal product mfg	10 435	76 850	344 207	430	159	82	77	76	21	10	3	1	1	—
3321	Forging & stamping	1 062	9 263	38 774	45	9	9	12	10	4	1	—	—	—	—
33211	Forging & stamping	1 062	9 263	38 774	45	9	9	12	10	4	1	—	—	—	—
332111	Iron & steel forging	(B)	(D)	(D)	3	1	—	1	—	1	—	—	—	—	—
332114	Custom roll forming	16	331	1 279	3	1	2	—	—	—	—	—	—	—	—
332116	Metal stamping	954	8 350	33 900	36	5	6	11	10	3	1	—	—	—	—
332117	Powder metallurgy parts mfg	(A)	(D)	(D)	3	2	1	—	—	—	—	—	—	—	—

Note: Employment-size classes are indicated as follows: A—0 to 19; B—20 to 99; C—100 to 249; E—250 to 499; F—500 to 999; G—1,000 to 2,499; H—2,500 to 4,999; I—5,000 to 9,999; J—10,000 to 24,999; K—25,000 to 49,999; L—50,000 to 99,999; M—100,000 or more.

**Table 2. The State—Employees, Payroll, and Establishments by Industry: 1999—Con.**

[Excludes most government employees, railroad employees, and self-employed persons. Size class 1 to 4 includes establishments with payroll, but no employees, during mid-March pay period. (D) denotes figures withheld to avoid disclosing data for individual companies; the data are included in broader industry totals. For explanation of terms, abbreviations, and data reliability/comparability, see introductory text]

NAICS code	Industry	Number of employees for week including March 12	Payroll (\$1,000)		Total number of establishments	Number of establishments by employment-size class										
			First quarter	Annual		1 to 4	5 to 9	10 to 19	20 to 49	50 to 99	100 to 249	250 to 499	500 to 999	1,000 or more		
<b>31-33</b>	<b>Manufacturing—Con.</b>															
332	Fabricated metal product mfg—Con.															
3322	Cutlery & handtool mfg	775	6 584	27 738	16	3	3	4	3	2	—	1	—	—	—	
33221	Cutlery & handtool mfg	775	6 584	27 738	16	3	3	4	3	2	—	1	—	—	—	
332211	Cutlery & flatware (exc precious) mfg	(B)	(D)	(D)	1	—	—	—	1	—	—	—	—	—	—	
332212	Hand & edge tool mfg	674	5 810	23 873	12	3	3	2	1	2	—	1	—	—	—	
332213	Saw blade & handsaw mfg	(B)	(D)	(D)	3	—	—	—	2	1	—	—	—	—	—	
3323	Architectural & structural metals mfg	2 185	19 939	83 187	31	9	8	5	5	2	1	—	—	—	1	
33231	Plate work & fabricated structural prod	(G)	(D)	(D)	12	2	4	1	3	1	—	—	—	—	1	
332312	Fabricated structural metal mfg	(G)	(D)	(D)	11	2	4	1	2	1	—	—	—	—	1	
332313	Plate work mfg	(B)	(D)	(D)	1	—	—	—	1	—	—	—	—	—	—	
33232	Ornamental & architectural metal prod	(E)	(D)	(D)	19	7	4	4	2	1	1	—	—	—	—	
332321	Metal window & door mfg	(C)	(D)	(D)	6	1	3	—	1	1	—	—	—	—	—	
332322	Sheet metal work mfg	(E)	(D)	(D)	12	6	1	4	—	—	1	—	—	—	—	
332323	Ornamental & architectural metal work mfg	(B)	(D)	(D)	1	—	—	—	1	—	—	—	—	—	—	
3324	Boiler, tank & shipping container mfg	515	4 312	29 736	10	4	1	1	3	—	—	1	—	—	—	
33241	Power boiler & heat exchanger mfg	(A)	(D)	(D)	2	1	—	—	—	—	—	—	—	—	—	
332410	Power boiler & heat exchanger mfg	(A)	(D)	(D)	2	1	1	—	—	—	—	—	—	—	—	
33242	Metal tank (heavy gauge) mfg	(E)	(D)	(D)	5	1	—	1	2	—	—	1	—	—	—	
332420	Metal tank (heavy gauge) mfg	(E)	(D)	(D)	5	1	—	1	2	—	—	1	—	—	—	
33243	Light gauge metal container mfg	(B)	(D)	(D)	3	2	—	—	1	—	—	—	—	—	—	
332431	Metal can mfg	(A)	(D)	(D)	1	1	—	—	—	—	—	—	—	—	—	
332439	Other metal container mfg	(B)	(D)	(D)	2	1	—	—	1	—	—	—	—	—	—	
3325	Hardware mfg	(E)	(D)	(D)	11	5	1	2	2	—	1	—	—	—	—	
33251	Hardware mfg	(E)	(D)	(D)	11	5	1	2	2	—	1	—	—	—	—	
332510	Hardware mfg	(E)	(D)	(D)	11	5	1	2	2	—	1	—	—	—	—	
3326	Spring & wire product mfg	(E)	(D)	(D)	16	7	4	—	4	—	1	—	—	—	—	
33261	Spring & wire product mfg	(E)	(D)	(D)	16	7	4	—	4	—	1	—	—	—	—	
332612	Spring (light gauge) mfg	(A)	(D)	(D)	1	1	—	—	—	—	—	—	—	—	—	
332618	Other fabricated wire product mfg	(E)	(D)	(D)	15	6	4	—	4	—	1	—	—	—	—	
3327	Mach shops, turn prod, screw, nut, bolt mfg	1 580	11 806	52 789	139	61	29	22	21	5	1	—	—	—	—	
33271	Machine shops	848	6 532	29 373	95	48	23	10	11	3	—	—	—	—	—	
332710	Machine shops	848	6 532	29 373	95	48	23	10	11	3	—	—	—	—	—	
33272	Turned product & screw, nut & bolt mfg	732	5 274	23 416	44	13	6	12	10	2	1	—	—	—	—	
332721	Precision turned product mfg	218	1 509	6 409	26	9	6	8	3	—	—	—	—	—	—	
332722	Bolt, nut, screw, rivet & washer mfg	514	3 765	17 007	18	4	—	4	7	2	1	—	—	—	—	
3328	Coating, engrave, heat treating & oth activity	2 298	12 237	54 950	119	43	20	25	22	6	2	1	—	—	—	
33281	Coating, engrave, heat treating & oth activity	2 298	12 237	54 950	119	43	20	25	22	6	2	1	—	—	—	
332811	Metal heat treating	(B)	(D)	(D)	6	3	2	—	1	—	—	—	—	—	—	
332812	Metal coating, engraving & allied services	(F)	(D)	(D)	30	13	4	4	7	1	—	1	—	—	—	
332813	Electropl, plating, polish, anodize, coloring	1 527	8 346	36 885	83	27	14	21	14	5	2	—	—	—	—	
3329	Other fabricated metal product mfg	1 481	8 834	39 271	43	18	7	6	6	2	3	—	1	—	—	
33291	Metal valve mfg	(B)	(D)	(D)	6	2	—	2	2	—	—	—	—	—	—	
332912	Fluid power valve & hose fitting mfg	(A)	(D)	(D)	2	1	—	—	—	—	—	—	—	—	—	
332913	Plumbing fixture fitting & trim mfg	(A)	(D)	(D)	1	—	—	—	1	—	—	—	—	—	—	
332919	Other metal valve & pipe fitting mfg	(B)	(D)	(D)	3	—	1	—	2	—	—	—	—	—	—	
33299	All other fabricated metal product mfg	(G)	(D)	(D)	37	16	7	4	4	2	3	—	1	—	—	
332991	Ball & roller bearing mfg	(B)	(D)	(D)	1	—	—	—	1	—	—	—	—	—	—	
332993	Ammunition (exc small arms) mfg	(A)	(D)	(D)	1	1	—	—	—	—	—	—	—	—	—	
332994	Small arms mfg	(A)	(D)	(D)	1	1	—	—	—	—	—	—	—	—	—	
332996	Fabricated pipe & pipe fitting mfg	(C)	(D)	(D)	4	—	3	—	—	—	1	—	—	—	—	
332997	Industrial pattern mfg	(A)	(D)	(D)	6	6	—	—	—	—	—	—	—	—	—	
332999	All other misc fabricated metal product mfg	(G)	(D)	(D)	24	8	4	4	3	2	2	—	1	—	—	
333	Machinery mfg	3 278	29 978	127 132	171	68	34	32	20	12	4	1	—	—	—	
3331	Ag, construction & mining machinery mfg	(B)	(D)	(D)	1	—	—	—	—	1	—	—	—	—	—	
33312	Construction machinery mfg	(B)	(D)	(D)	1	—	—	—	—	1	—	—	—	—	—	
333120	Construction machinery mfg	(B)	(D)	(D)	1	—	—	—	—	1	—	—	—	—	—	
3332	Industrial machinery mfg	570	5 651	22 855	37	11	11	9	1	5	—	—	—	—	—	
33321	Sawmill & woodworking machinery mfg	(A)	(D)	(D)	1	1	—	—	—	—	—	—	—	—	—	
333210	Sawmill & woodworking machinery mfg	(A)	(D)	(D)	1	1	—	—	—	—	—	—	—	—	—	
33322	Plastics & rubber industry machinery mfg	(C)	(D)	(D)	4	—	2	1	—	1	—	—	—	—	—	
333220	Plastics & rubber industry machinery mfg	(C)	(D)	(D)	4	—	2	1	—	1	—	—	—	—	—	
33329	Other industrial machinery mfg	459	4 264	18 573	32	10	9	8	1	4	—	—	—	—	—	
333291	Paper industry machinery mfg	(B)	(D)	(D)	2	1	—	—	—	1	—	—	—	—	—	
333292	Textile machinery mfg	(C)	(D)	(D)	11	3	4	3	—	1	—	—	—	—	—	
333293	Printing machinery & equipment mfg	67	800	3 794	3	1	1	—	—	1	—	—	—	—	—	
333295	Semiconductor machinery mfg	(A)	(D)	(D)	1	—	1	—	—	—	—	—	—	—	—	
333298	All other industrial machinery mfg	(C)	(D)	(D)	15	5	3	5	1	1	—	—	—	—	—	
3333	Commercial & service industry machinery mfg	188	1 644	6 997	7	1	3	—	2	1	—	—	—	—	—	
33331	Commercial & service industry machinery mfg	188	1 644	6 997	7	1	3	—	2	1	—	—	—	—	—	
333314	Optical instrument & lens mfg	(B)	(D)	(D)	1	—	—	—	1	—	—	—	—	—	—	
333319	Oth commercial, service industry machinery mfg	(C)	(D)	(D)	6	1	3	—	1	1	—	—	—	—	—	
3334	HVAC & commercial refrigeration equipment mfg	(C)	(D)	(D)	7	2	3	1	—	1	—	—	—	—	—	
33341	HVAC & commercial refrigeration equipment mfg	(C)	(D)	(D)	7	2	3	1	—	1	—	—	—	—	—	
333411	Air purification equipment mfg	(A)	(D)	(D)	2	—	2	—	—	—	—	—	—	—	—	
333414	Heating equipment (exc warm air furnaces) mfg	(B)	(D)	(D)	3	—	1	1	—	1	—	—	—	—	—	
333415	AC, warm air htg & commercial refig equip mfg	(A)	(D)	(D)	2	2	—	—	—	—	—	—	—	—	—	

Note: Employment-size classes are indicated as follows: A—0 to 19; B—20 to 99; C—100 to 249; E—250 to 499; F—500 to 999; G—1,000 to 2,499; H—2,500 to 4,999; I—5,000 to 9,999; J—10,000 to 24,999; K—25,000 to 49,999; L—50,000 to 99,999; M—100,000 or more.

**Table 2. The State—Employees, Payroll, and Establishments by Industry: 1999—Con.**

[Excludes most government employees, railroad employees, and self-employed persons. Size class 1 to 4 includes establishments with payroll, but no employees, during mid-March pay period. (D) denotes figures withheld to avoid disclosing data for individual companies; the data are included in broader industry totals. For explanation of terms, abbreviations, and data reliability/comparability, see introductory text.]

NAICS code	Industry	Number of employees for week including March 12	Payroll (\$1,000)		Total number of establishments	Number of establishments by employment-size class									
			First quarter	Annual		1 to 4	5 to 9	10 to 19	20 to 49	50 to 99	100 to 249	250 to 499	500 to 999	1,000 or more	
<b>31-33</b>	<b>Manufacturing—Con.</b>														
333	Machinery mfg—Con.														
3335	Metalworking machinery mfg . . . . .	1 306	11 447	50 753	91	43	14	16	13	3	2	—	—	—	—
33351	Metalworking machinery mfg . . . . .	1 306	11 447	50 753	91	43	14	16	13	3	2	—	—	—	—
333511	Industrial mold mfg . . . . .	196	1 643	7 202	18	9	—	5	4	—	—	—	—	—	—
333512	Machine tool (metal cutting types) mfg . .	(C)	(D)	(D)	6	—	1	3	2	—	—	—	—	—	—
333513	Machine tool (metal forming types) mfg . .	(A)	(D)	(D)	1	—	1	—	—	—	—	—	—	—	—
333514	Special die, tool, die set, jig & fixture mfg . . . . .	476	3 687	16 370	39	22	7	7	—	2	1	—	—	—	—
333515	Cutting tool & machine tool accessory mfg . . . . .	314	2 974	14 100	22	12	3	1	5	1	—	—	—	—	—
333518	Other metalworking machinery mfg . . . . .	(C)	(D)	(D)	5	—	2	—	2	—	1	—	—	—	—
3336	Engine, turbine & power transmsn equip mfg .	(B)	(D)	(D)	1	—	—	—	1	—	—	—	—	—	—
33361	Engine, turbine & power transmsn equip mfg . . . . .	(B)	(D)	(D)	1	—	—	—	1	—	—	—	—	—	—
333612	Speed changer, ind high-speed drive & gear mfg . . . . .	(B)	(D)	(D)	1	—	—	—	1	—	—	—	—	—	—
3339	Other general purpose machinery mfg . . . . .	1 029	9 715	39 878	27	11	3	6	3	1	2	1	—	—	—
33391	Pump & compressor mfg . . . . .	(E)	(D)	(D)	2	1	—	—	—	—	—	1	—	—	—
333911	Pump & pumping equipment mfg . . . . .	(E)	(D)	(D)	2	1	—	—	—	—	—	1	—	—	—
33392	Material handling equipment mfg . . . . .	(C)	(D)	(D)	6	2	1	2	—	—	1	—	—	—	—
333922	Conveyor & conveying equipment mfg . . .	(B)	(D)	(D)	2	1	—	1	—	—	—	—	—	—	—
333923	Overhead crane, hoist & monorail system mfg . . . . .	(A)	(D)	(D)	2	1	1	—	—	—	—	—	—	—	—
333924	Ind truck, tractor, trailer, stacker mach mfg . . . . .	(C)	(D)	(D)	2	—	—	1	—	—	1	—	—	—	—
33399	All other general purpose machinery mfg . .	(E)	(D)	(D)	19	8	2	4	3	1	1	—	—	—	—
333992	Welding & soldering equipment mfg . . . .	(A)	(D)	(D)	1	1	—	—	—	—	—	—	—	—	—
333994	Industrial process furnace & oven mfg . . .	(C)	(D)	(D)	5	1	1	1	1	1	—	—	—	—	—
333999	All other general purpose machinery mfg . . . . .	(E)	(D)	(D)	13	6	1	3	2	—	1	—	—	—	—
334	Computer & electronic product mfg . . . . .	6 738	64 250	266 602	84	19	15	11	16	10	7	2	3	1	—
3341	Computer & peripheral equipment mfg . . . . .	(F)	(D)	(D)	8	2	2	—	1	—	2	1	—	—	—
33411	Computer & peripheral equipment mfg . . . . .	(F)	(D)	(D)	8	2	2	—	1	—	2	1	—	—	—
334111	Electronic computer mfg . . . . .	(E)	(D)	(D)	2	1	—	—	—	—	—	1	—	—	—
334112	Computer storage device mfg . . . . .	(A)	(D)	(D)	1	—	1	—	—	—	—	—	—	—	—
334119	Other computer peripheral equipment mfg . . . . .	(E)	(D)	(D)	5	1	1	—	1	—	2	—	—	—	—
3342	Communications equipment mfg . . . . .	(B)	(D)	(D)	5	3	—	1	1	—	—	—	—	—	—
33421	Telephone apparatus mfg . . . . .	(B)	(D)	(D)	1	—	—	—	1	—	—	—	—	—	—
334210	Telephone apparatus mfg . . . . .	(B)	(D)	(D)	1	—	—	—	1	—	—	—	—	—	—
33422	Radio, TV broadcast & wireless comm equip mfg . . . . .	(B)	(D)	(D)	4	3	—	1	—	—	—	—	—	—	—
334220	Radio, TV broadcast & wireless comm equip mfg . . . . .	(B)	(D)	(D)	4	3	—	1	—	—	—	—	—	—	—
3343	Audio & video equipment mfg . . . . .	(A)	(D)	(D)	1	1	—	—	—	—	—	—	—	—	—
33431	Audio & video equipment mfg . . . . .	(A)	(D)	(D)	1	1	—	—	—	—	—	—	—	—	—
334310	Audio & video equipment mfg . . . . .	(A)	(D)	(D)	1	1	—	—	—	—	—	—	—	—	—
3344	Semiconductor & oth electronic component mfg . . . . .	2 781	23 632	101 450	28	5	2	3	7	6	3	—	2	—	—
33441	Semiconductor & oth electronic component mfg . . . . .	2 781	23 632	101 450	28	5	2	3	7	6	3	—	2	—	—
334412	Bare printed circuit board mfg . . . . .	(A)	(D)	(D)	2	2	—	—	—	—	—	—	—	—	—
334413	Semiconductor & related device mfg . . . .	(G)	(D)	(D)	3	—	—	—	—	2	—	—	1	—	—
334415	Electronic resistor mfg . . . . .	(E)	(D)	(D)	3	—	—	—	1	—	2	—	—	—	—
334417	Electronic connector mfg . . . . .	(C)	(D)	(D)	6	1	1	1	1	2	—	—	—	—	—
334418	Printed circuit assembly (electronic assembly) mfg . . . . .	254	2 703	11 385	4	—	1	—	2	—	1	—	—	—	—
334419	Other electronic component mfg . . . . .	980	6 952	30 365	10	2	—	2	3	2	—	—	1	—	—
3345	Nav, measuring, medical, control instruments mfg . . . . .	2 989	28 640	118 964	40	7	11	7	7	4	1	1	1	1	—
33451	Nav, measuring, medical, control instruments mfg . . . . .	2 989	28 640	118 964	40	7	11	7	7	4	1	1	1	1	—
334510	Electromedical apparatus mfg . . . . .	(C)	(D)	(D)	7	1	3	2	—	1	—	—	—	—	—
334511	Search, detection & navigation instrument mfg . . . . .	(G)	(D)	(D)	3	—	—	—	1	—	1	—	—	—	1
334512	Automatic environmental control mfg . . . .	(F)	(D)	(D)	4	1	1	—	1	—	—	—	1	—	—
334513	Industrial process control mfg . . . . .	137	1 155	5 060	9	4	2	1	1	1	—	—	—	—	—
334514	Total fluid meter & counting device mfg . .	(A)	(D)	(D)	1	—	1	—	—	—	—	—	—	—	—
334515	Electricity measuring, testing instrument mfg . . . . .	233	1 497	7 216	6	—	—	1	3	2	—	—	—	—	—
334516	Analytical laboratory instrument mfg . . . .	38	400	1 680	4	—	2	2	—	—	—	—	—	—	—
334519	Other measuring & controlling device mfg . . . . .	(F)	(D)	(D)	6	1	2	1	1	—	—	1	—	—	—
3346	Mfg & reproducing magnetic & optical media .	(C)	(D)	(D)	2	1	—	—	—	—	1	—	—	—	—
33461	Mfg & reproducing magnetic & optical media . . . . .	(C)	(D)	(D)	2	1	—	—	—	—	1	—	—	—	—
334612	Prerecorded CD, tape, record reproducing . . . . .	(A)	(D)	(D)	1	1	—	—	—	—	—	—	—	—	—
334613	Magnetic and optical recording media mfg . . . . .	(C)	(D)	(D)	1	—	—	—	—	—	1	—	—	—	—
335	Electrical equip, appliance & component mfg . . .	4 260	39 203	173 105	35	12	1	6	3	3	7	1	1	1	—
3351	Electric lighting equipment mfg . . . . .	438	3 428	14 905	10	4	—	2	1	2	1	—	—	—	—
33511	Electric lamp bulb & part mfg . . . . .	(B)	(D)	(D)	1	—	—	—	—	1	—	—	—	—	—
335110	Electric lamp bulb & part mfg . . . . .	(B)	(D)	(D)	1	—	—	—	—	1	—	—	—	—	—
33512	Lighting fixture mfg . . . . .	(E)	(D)	(D)	9	4	—	2	1	1	1	—	—	—	—
335121	Residential electric lighting fixture mfg . . .	(C)	(D)	(D)	2	1	—	—	—	—	1	—	—	—	—
335122	Commercial electric lighting fixture mfg . . .	(C)	(D)	(D)	5	1	—	2	1	1	—	—	—	—	—
335129	Other lighting equipment mfg . . . . .	(A)	(D)	(D)	2	2	—	—	—	—	—	—	—	—	—

Note: Employment-size classes are indicated as follows: A—0 to 19; B—20 to 99; C—100 to 249; E—250 to 499; F—500 to 999; G—1,000 to 2,499; H—2,500 to 4,999; I—5,000 to 9,999; J—10,000 to 24,999; K—25,000 to 49,999; L—50,000 to 99,999; M—100,000 or more.

**Table 2. The State—Employees, Payroll, and Establishments by Industry: 1999—Con.**

[Excludes most government employees, railroad employees, and self-employed persons. Size class 1 to 4 includes establishments with payroll, but no employees, during mid-March pay period. (D) denotes figures withheld to avoid disclosing data for individual companies; the data are included in broader industry totals. For explanation of terms, abbreviations, and data reliability/comparability, see introductory text]

NAICS code	Industry	Number of employees for week including March 12	Payroll (\$1,000)		Total number of establishments	Number of establishments by employment-size class										
			First quarter	Annual		1 to 4	5 to 9	10 to 19	20 to 49	50 to 99	100 to 249	250 to 499	500 to 999	1,000 or more		
<b>31-33</b>	<b>Manufacturing—Con.</b>															
335	Electrical equip, appliance & component mfg—Con.															
3353	Electrical equipment mfg	584	6 075	26 892	10	3	—	3	2	—	2	—	—	—	—	—
33531	Electrical equipment mfg	584	6 075	26 892	10	3	—	3	2	—	2	—	—	—	—	—
335311	Power, distribution, specialty transformer mfg	(C)	(D)	(D)	1	—	—	—	—	—	1	—	—	—	—	—
335314	Relay & industrial control mfg	(E)	(D)	(D)	9	3	—	3	2	—	1	—	—	—	—	—
3359	Other electrical equipment & component mfg	3 238	29 700	131 308	15	5	1	1	—	1	4	1	1	1	1	1
33592	Communication & energy wire & cable mfg	1 528	12 011	55 747	4	1	—	—	—	1	1	—	—	—	—	1
335929	Other communication & energy wire mfg	1 528	12 011	55 747	4	1	—	—	—	1	1	—	—	—	—	1
33593	Wiring device mfg	(G)	(D)	(D)	6	2	—	1	—	—	2	—	1	—	—	—
335931	Current-carrying wiring device mfg	(G)	(D)	(D)	5	1	—	1	—	—	2	—	1	—	—	—
335932	Noncurrent-carrying wiring device mfg	(A)	(D)	(D)	1	1	—	—	—	—	—	—	—	1	—	—
33599	All oth electrical equipment & component mfg	(F)	(D)	(D)	5	2	1	—	—	—	1	1	—	—	—	—
335991	Carbon & graphite product mfg	(C)	(D)	(D)	1	—	—	—	—	—	1	—	—	—	—	—
335999	All oth misc electrical equip & component mfg	(E)	(D)	(D)	4	2	1	—	—	—	—	1	—	—	—	—
336	Transportation equipment mfg	(G)	(D)	(D)	52	20	12	5	7	7	—	1	—	—	—	—
3361	Motor vehicle mfg	(A)	(D)	(D)	1	—	1	—	—	—	—	—	—	—	—	—
33612	Heavy duty truck mfg	(D)	(D)	(D)	1	—	1	—	—	—	—	—	—	—	—	—
336120	Heavy duty truck mfg	(A)	(D)	(D)	1	—	1	—	—	—	—	—	—	—	—	—
3362	Motor vehicle body & trailer mfg	(B)	(D)	(D)	3	1	1	—	1	—	—	—	—	—	—	—
33621	Motor vehicle body & trailer mfg	(B)	(D)	(D)	3	1	1	—	1	—	—	—	—	—	—	—
336211	Motor vehicle body mfg	(B)	(D)	(D)	2	1	—	—	1	—	—	—	—	—	—	—
336213	Motor home mfg	(A)	(D)	(D)	1	—	1	—	—	—	—	—	—	—	—	—
3363	Motor vehicle parts mfg	(B)	(D)	(D)	12	6	3	3	—	—	—	—	—	—	—	—
33631	Motor vehicle gas engine & engine parts mfg	(B)	(D)	(D)	3	1	1	1	—	—	—	—	—	—	—	—
336311	Carburetor, piston, piston ring & valve mfg	(A)	(D)	(D)	1	—	—	1	—	—	—	—	—	—	—	—
336312	Gasoline engine & engine parts mfg	(A)	(D)	(D)	2	1	1	—	—	—	—	—	—	—	—	—
33632	MV electrical & electronic equipment mfg	(A)	(D)	(D)	3	1	1	1	—	—	—	—	—	—	—	—
336322	Other MV electrical & electronic equip mfg	(A)	(D)	(D)	3	1	1	1	—	—	—	—	—	—	—	—
33635	MV transmission & power train parts mfg	(A)	(D)	(D)	1	1	—	—	—	—	—	—	—	—	—	—
336350	MV transmission & power train parts mfg	(A)	(D)	(D)	1	1	—	—	—	—	—	—	—	—	—	—
33636	Motor vehicle seating & interior trim mfg	(A)	(D)	(D)	1	1	—	—	—	—	—	—	—	—	—	—
336360	Motor vehicle seating & interior trim mfg	(A)	(D)	(D)	1	1	—	—	—	—	—	—	—	—	—	—
33637	Motor vehicle metal stamping	(A)	(D)	(D)	1	1	—	—	—	—	—	—	—	—	—	—
336370	Motor vehicle metal stamping	(A)	(D)	(D)	1	1	—	—	—	—	—	—	—	—	—	—
33639	Other motor vehicle parts mfg	(B)	(D)	(D)	3	1	1	1	—	—	—	—	—	—	—	—
336399	All other motor vehicle parts mfg	(B)	(D)	(D)	3	1	1	1	—	—	—	—	—	—	—	—
3364	Aerospace product & parts mfg	(A)	(D)	(D)	1	1	—	—	—	—	—	—	—	—	—	—
33641	Aerospace product & parts mfg	(A)	(D)	(D)	1	1	—	—	—	—	—	—	—	—	—	—
336412	Aircraft engine & engine parts mfg	(A)	(D)	(D)	1	1	—	—	—	—	—	—	—	—	—	—
3366	Ship & boat building	(G)	(D)	(D)	32	11	5	2	6	7	—	1	—	—	—	—
33661	Ship & boat building	(G)	(D)	(D)	32	11	5	2	6	7	—	1	—	—	—	—
336611	Ship building & repairing	(C)	(D)	(D)	9	5	1	—	—	3	—	—	—	—	—	—
336612	Boat building	(F)	(D)	(D)	23	6	4	2	6	4	—	1	—	—	—	—
3369	Other transportation equipment mfg	(A)	(D)	(D)	3	1	2	—	—	—	—	—	—	—	—	—
33699	Other transportation equipment mfg	(A)	(D)	(D)	3	1	2	—	—	—	—	—	—	—	—	—
336991	Motorcycle, bicycle & parts mfg	(A)	(D)	(D)	2	1	1	—	—	—	—	—	—	—	—	—
336999	All other transportation equipment mfg	(A)	(D)	(D)	1	—	1	—	—	—	—	—	—	—	—	—
337	Furniture & related product mfg	2 068	13 915	61 211	61	26	4	10	9	10	—	2	—	—	—	—
3371	HH & institutional furniture & kitchen cabinet mfg	(E)	(D)	(D)	31	19	—	7	2	3	—	—	—	—	—	—
33711	Wood kitchen cabinet & countertop mfg	(C)	(D)	(D)	16	11	—	3	2	—	—	—	—	—	—	—
337110	Wood kitchen cabinet & countertop mfg	(C)	(D)	(D)	16	11	—	3	2	—	—	—	—	—	—	—
33712	Household & institutional furniture mfg	(E)	(D)	(D)	15	8	—	4	—	3	—	—	—	—	—	—
337121	Upholstered household furniture mfg	(B)	(D)	(D)	2	1	—	—	—	1	—	—	—	—	—	—
337122	Nonupholstered wood household furniture mfg	(B)	(D)	(D)	2	1	—	—	—	—	—	—	—	—	—	—
337124	Metal household furniture manufacturing	(A)	(D)	(D)	1	1	—	—	—	—	—	—	—	—	—	—
337125	Household furniture (exc wood & metal) mfg	(A)	(D)	(D)	3	2	—	1	—	—	—	—	—	—	—	—
337127	Institutional furniture mfg	(B)	(D)	(D)	1	—	—	—	—	1	—	—	—	—	—	—
337129	Wood TV, radio, sewing machine cabinet mfg	(A)	(D)	(D)	1	1	—	—	—	—	—	—	—	—	—	—
3372	Office furniture (including fixtures) mfg	1 185	8 196	37 262	28	6	4	3	7	7	—	1	—	—	—	—
33721	Office furniture (including fixtures) mfg	1 185	8 196	37 262	28	6	4	3	7	7	—	1	—	—	—	—
337211	Wood office furniture mfg	(A)	(D)	(D)	1	—	—	1	—	—	—	—	—	—	—	—
337212	Custom architectural woodwork & millwork mfg	(E)	(D)	(D)	6	—	2	1	—	2	—	1	—	—	—	—
337215	Showcase, partition, shelving & locker mfg	676	4 388	18 637	21	6	2	1	7	5	—	—	—	—	—	—
3379	Other furniture related product mfg	(E)	(D)	(D)	2	1	—	—	—	—	—	1	—	—	—	—
33792	Blind & shade mfg	(E)	(D)	(D)	2	1	—	—	—	—	—	1	—	—	—	—
337920	Blind & shade mfg	(E)	(D)	(D)	2	1	—	—	—	—	—	1	—	—	—	—
339	Miscellaneous mfg	15 214	99 501	431 330	600	262	106	86	79	34	21	9	3	—	—	—
3391	Medical equipment & supplies mfg	851	7 510	28 470	52	35	11	1	2	1	1	1	—	—	—	—
33911	Medical equipment & supplies mfg	851	7 510	28 470	52	35	11	1	2	1	1	1	—	—	—	—
339112	Surgical & medical instrument mfg	84	969	3 684	4	—	2	—	1	1	—	—	—	—	—	—
339113	Surgical appliance & supplies mfg	471	3 823	14 962	7	3	2	1	—	—	—	1	—	—	—	—
339114	Dental equipment & supplies mfg	(A)	(D)	(D)	1	1	—	—	—	—	—	—	—	—	—	—
339115	Ophthalmic goods mfg	(C)	(D)	(D)	5	3	1	—	—	—	1	—	—	—	—	—
339116	Dental laboratories	(C)	(D)	(D)	35	28	6	—	1	—	—	—	—	—	—	—

Note: Employment-size classes are indicated as follows: A—0 to 19; B—20 to 99; C—100 to 249; E—250 to 499; F—500 to 999; G—1,000 to 2,499; H—2,500 to 4,999; I—5,000 to 9,999; J—10,000 to 24,999; K—25,000 to 49,999; L—50,000 to 99,999; M—100,000 or more.

**Table 2. The State—Employees, Payroll, and Establishments by Industry: 1999—Con.**

[Excludes most government employees, railroad employees, and self-employed persons. Size class 1 to 4 includes establishments with payroll, but no employees, during mid-March pay period. (D) denotes figures withheld to avoid disclosing data for individual companies; the data are included in broader industry totals. For explanation of terms, abbreviations, and data reliability/comparability, see introductory text]

NAICS code	Industry	Number of employees for week including March 12	Payroll (\$1,000)		Total number of establishments	Number of establishments by employment-size class										
			First quarter	Annual		1 to 4	5 to 9	10 to 19	20 to 49	50 to 99	100 to 249	250 to 499	500 to 999	1,000 or more		
<b>31-33</b>	<b>Manufacturing—Con.</b>															
339	Miscellaneous mfg—Con.															
3399	Other miscellaneous mfg	14 363	91 991	402 860	548	227	95	85	77	33	20	8	3			
33991	Jewelry & silverware mfg	11 177	68 775	301 159	432	174	77	66	67	26	13	7	2			
339911	Jewelry (exc costume) mfg	3 203	20 190	85 680	115	50	19	11	17	9	6	3				
339912	Silverware & hollowware mfg	504	3 110	14 306	8			2	2	2	1					
339913	Jewelers' material & lapidary work mfg	1 481	7 550	38 098	83	35	16	14	12	4	1	1				
339914	Costume jewelry & novelty mfg	5 989	37 925	163 075	226	89	42	39	36	11	4	3	2			
33992	Sporting & athletic goods mfg	56	246	1 324	15	11	2	2								
339920	Sporting & athletic goods mfg	56	246	1 324	15	11	2	2								
33993	Doll, toy & game mfg	185	1 324	5 874	5	2		1	1		1					
339932	Game, toy & children's vehicle mfg	185	1 324	5 874	5	2		1	1		1					
33994	Office supplies (exc paper) mfg	950	8 219	36 014	8	1	1	2		2	1		1			
339941	Pen & mechanical pencil mfg	(F)	(D)	(D)	4					2	1		1			
339943	Marking device mfg	(B)	(D)	(D)	3	1		2								
339944	Carbon paper & inked ribbon mfg	(A)	(D)	(D)	1											
33995	Sign mfg	1 022	5 483	24 659	32	12	6	5	2	4	2	1				
339950	Sign mfg	1 022	5 483	24 659	32	12	6	5	2	4	2	1				
33999	All other misc mfg	973	7 944	33 830	56	27	9	9	7	1	3	3				
339991	Gasket, packing & sealing device mfg	409	4 317	18 168	5	2			1		2					
339992	Musical instrument mfg	(C)	(D)	(D)	3	2					1					
339993	Fastener, button, needle & pin mfg	171	1 080	4 560	11	4	2	2	2	1						
339994	Broom, brush & mop mfg	(A)	(D)	(D)	3	2	1	1								
339995	Burial casket mfg	(B)	(D)	(D)	2		1	1								
339999	All other miscellaneous mfg	242	1 426	6 732	32	17	5	6	4							
<b>42</b>	<b>Wholesale trade</b>	<b>19 331</b>	<b>169 272</b>	<b>702 099</b>	<b>1 534</b>	<b>797</b>	<b>301</b>	<b>206</b>	<b>162</b>	<b>44</b>	<b>18</b>	<b>5</b>			<b>1</b>	
421	Wholesale trade, durable goods	12 525	113 766	460 973	1 013	539	200	135	100	26	8	4				1
4211	Motor vehicle, motor vehicle pt & supply whsle	1 259	9 120	38 002	100	51	19	15	12	2		1				
42111	Automobile & other motor vehicle whsle	(E)	(D)	(D)	25	13	4	2	4	2						
421110	Automobile & other motor vehicle whsle	(E)	(D)	(D)	25	13	4	2	4	2						
42112	Motor vehicle supplies & new parts whsle	288	2 872	9 468	34	18	5	7	4							
421120	Motor vehicle supplies & new parts whsle	288	2 872	9 468	34	18	5	7	4							
42113	Tire & tube whsle	(B)	(D)	(D)	2			2								
421130	Tire & tube whsle	(B)	(D)	(D)	2			2								
42114	Motor vehicle parts (used) whsle	613	3 801	17 444	39	20	10	4	4			1				
421140	Motor vehicle parts (used) whsle	613	3 801	17 444	39	20	10	4	4			1				
4212	Furniture & home furnishing whsle	531	5 043	20 816	42	23	7	6	4	1	1					
42121	Furniture whsle	103	938	4 057	15	8	3	3	1							
421210	Furniture whsle	103	938	4 057	15	8	3	3	1							
42122	Home furnishing whsle	428	4 105	16 759	27	15	4	3	3	1	1					
421220	Home furnishing whsle	428	4 105	16 759	27	15	4	3	3	1	1					
4213	Lumber & other construction materials whsle	410	3 101	14 221	45	21	13	5	5	1						
42131	Lumber, plywood, millwork & wood panel whsle	156	1 116	5 220	15	6	4	2	3							
421310	Lumber, plywood, millwork & wood panel whsle	156	1 116	5 220	15	6	4	2	3							
42132	Brick & related construction material whsle	109	811	3 549	12	6	4	1		1						
421320	Brick & related construction material whsle	109	811	3 549	12	6	4	1		1						
42133	Roofing, siding & insulation material whsle	30	300	1 344	5	2	2	1								
421330	Roofing, siding & insulation material whsle	30	300	1 344	5	2	2	1								
42139	Other construction material whsle	115	874	4 108	13	7	3	1	2							
421390	Other construction material whsle	115	874	4 108	13	7	3	1	2							
4214	Professional & commercial equip & supp whsle	2 548	34 325	130 776	145	71	25	13	24	8	3	1				
42141	Photographic equipment & supplies whsle	29	90	449	7	5	1	1								
421410	Photographic equipment & supplies whsle	29	90	449	7	5	1	1								
42142	Office equipment whsle	566	5 387	21 552	31	10	9	2	8	1	1					
421420	Office equipment whsle	566	5 387	21 552	31	10	9	2	8	1	1					
42143	Computer & peripheral equip & software whsle	794	17 750	63 055	42	26	5	4	5		1	1				
421430	Computer & peripheral equip & software whsle	794	17 750	63 055	42	26	5	4	5		1	1				
42144	Other commercial equipment whsle	408	3 964	17 372	26	10	6	3	5	1	1					
421440	Other commercial equipment whsle	408	3 964	17 372	26	10	6	3	5	1	1					
42145	Medical, dental, hospital equip & supp whsle	465	5 113	19 860	29	16	4	2	4	3						
421450	Medical, dental, hospital equip & supp whsle	465	5 113	19 860	29	16	4	2	4	3						
42146	Ophthalmic goods whsle	(C)	(D)	(D)	4				2	2						
421460	Ophthalmic goods whsle	(C)	(D)	(D)	4				2	2						
42149	Oth professional equipment & supplies whsle	(B)	(D)	(D)	6	4		1		1						
421490	Oth professional equipment & supplies whsle	(B)	(D)	(D)	6	4		1		1						
4215	Metal & mineral (except petroleum) whsle	549	3 399	14 552	40	19	10	5	4	1	1					
42151	Metal service centers & offices whsle	(F)	(D)	(D)	39	19	9	5	4	1	1					
421510	Metal service centers & offices whsle	(F)	(D)	(D)	39	19	9	5	4	1	1					
42152	Coal & other mineral & ore whsle	(A)	(D)	(D)	1		1									
421520	Coal & other mineral & ore whsle	(A)	(D)	(D)	1		1									
4216	Electrical goods whsle	876	9 285	39 998	110	65	18	9	17	1						
42161	Elec equip, wiring supp, const material whsle	(E)	(D)	(D)	44	28	6	4	5	1						
421610	Elec equip, wiring supp, const material whsle	(E)	(D)	(D)	44	28	6	4	5	1						
42162	Electric appliance, TV, radio set whsle	(B)	(D)	(D)	14	6	6	1	1							
421620	Electric appliance, TV, radio set whsle	(B)	(D)	(D)	14	6	6	1	1							
42169	Other electronic parts & equipment whsle	473	5 030	23 199	52	31	6	4	11							
421690	Other electronic parts & equipment whsle	473	5 030	23 199	52	31	6	4	11							

Note: Employment-size classes are indicated as follows: A—0 to 19; B—20 to 99; C—100 to 249; E—250 to 499; F—500 to 999; G—1,000 to 2,499; H—2,500 to 4,999; I—5,000 to 9,999; J—10,000 to 24,999; K—25,000 to 49,999; L—50,000 to 99,999; M—100,000 or more.

**Table 2. The State—Employees, Payroll, and Establishments by Industry: 1999—Con.**

[Excludes most government employees, railroad employees, and self-employed persons. Size class 1 to 4 includes establishments with payroll, but no employees, during mid-March pay period. (D) denotes figures withheld to avoid disclosing data for individual companies; the data are included in broader industry totals. For explanation of terms, abbreviations, and data reliability/comparability, see introductory text]

NAICS code	Industry	Number of employees for week including March 12	Payroll (\$1,000)		Total number of establishments	Number of establishments by employment-size class											
			First quarter	Annual		1 to 4	5 to 9	10 to 19	20 to 49	50 to 99	100 to 249	250 to 499	500 to 999	1,000 or more			
<b>42</b>	<b>Wholesale trade—Con.</b>																
421	Wholesale trade, durable goods—Con.																
4217	Hardware, plumb & heating equip & sup whsle	738	6 000	26 723	60	31	14	9	4	1	—	1	—	—	—	—	—
42171	Hardware whsle	519	4 213	18 557	32	17	7	5	1	1	—	1	—	—	—	—	—
421710	Hardware whsle	519	4 213	18 557	32	17	7	5	1	1	—	1	—	—	—	—	—
42172	Plumbing & heating equipment & supplies whsle	137	1 139	5 133	15	7	3	3	2	—	—	—	—	—	—	—	—
421720	Plumbing & heating equipment & supplies whsle	137	1 139	5 133	15	7	3	3	2	—	—	—	—	—	—	—	—
42173	Warm air heating & AC equip & supplies whsle	(B)	(D)	(D)	7	4	1	1	1	—	—	—	—	—	—	—	—
421730	Warm air heating & AC equip & supplies whsle	(B)	(D)	(D)	7	4	1	1	1	—	—	—	—	—	—	—	—
42174	Refrigeration equipment & supplies whsle	(B)	(D)	(D)	6	3	3	—	—	—	—	—	—	—	—	—	—
421740	Refrigeration equipment & supplies whsle	(B)	(D)	(D)	6	3	3	—	—	—	—	—	—	—	—	—	—
4218	Machinery, equipment & supplies whsle	2 315	22 204	85 744	233	122	56	31	17	6	—	1	—	—	—	—	—
42181	Const & mining (exc petroleum) equip whsle	(C)	(D)	(D)	9	3	3	1	2	—	—	—	—	—	—	—	—
421810	Const & mining (exc petroleum) equip whsle	(C)	(D)	(D)	9	3	3	1	2	—	—	—	—	—	—	—	—
42182	Farm & garden machinery & equipment whsle	(B)	(D)	(D)	12	7	4	1	—	—	—	—	—	—	—	—	—
421820	Farm & garden machinery & equipment whsle	(B)	(D)	(D)	12	7	4	1	—	—	—	—	—	—	—	—	—
42183	Industrial machinery & equipment whsle	1 357	14 238	50 521	105	54	21	17	8	4	—	1	—	—	—	—	—
421830	Industrial machinery & equipment whsle	1 357	14 238	50 521	105	54	21	17	8	4	—	1	—	—	—	—	—
42184	Industrial supplies whsle	537	5 093	22 002	67	37	16	7	6	1	—	—	—	—	—	—	—
421840	Industrial supplies whsle	537	5 093	22 002	67	37	16	7	6	1	—	—	—	—	—	—	—
42185	Service establishment equip & supplies whsle	249	1 525	6 631	32	13	12	5	1	1	—	—	—	—	—	—	—
421850	Service establishment equip & supplies whsle	249	1 525	6 631	32	13	12	5	1	1	—	—	—	—	—	—	—
42186	Transportation equip, supplies (exc MV) whsle	(B)	(D)	(D)	8	8	—	—	—	—	—	—	—	—	—	—	—
421860	Transportation equip, supplies (exc MV) whsle	(B)	(D)	(D)	8	8	—	—	—	—	—	—	—	—	—	—	—
4219	Miscellaneous durable goods whsle	3 299	21 289	90 141	238	136	38	42	13	5	3	—	—	—	—	—	1
42191	Sporting & recreational goods & supply whsle	110	894	5 609	19	11	3	4	1	—	—	—	—	—	—	—	—
421910	Sporting & recreational goods & supply whsle	110	894	5 609	19	11	3	4	1	—	—	—	—	—	—	—	—
42192	Toy & hobby goods & supplies whsle	235	4 223	14 120	15	10	—	1	3	—	1	—	—	—	—	—	—
421920	Toy & hobby goods & supplies whsle	235	4 223	14 120	15	10	—	1	3	—	1	—	—	—	—	—	—
42193	Recyclable material whsle	617	3 878	17 782	37	17	3	10	3	3	1	—	—	—	—	—	—
421930	Recyclable material whsle	617	3 878	17 782	37	17	3	10	3	3	1	—	—	—	—	—	—
42194	Jewelry, watch, precious stone & metal whsle	2 134	11 179	46 924	143	84	27	24	5	1	1	—	—	—	—	—	1
421940	Jewelry, watch, precious stone & metal whsle	2 134	11 179	46 924	143	84	27	24	5	1	1	—	—	—	—	—	1
42199	Other miscellaneous durable goods whsle	203	1 115	5 706	24	14	5	3	1	1	—	—	—	—	—	—	—
421990	Other miscellaneous durable goods whsle	203	1 115	5 706	24	14	5	3	1	1	—	—	—	—	—	—	—
422	Wholesale trade, nondurable goods	6 806	55 506	241 126	521	258	101	71	62	18	10	1	—	—	—	—	—
4221	Paper & paper product whsle	431	3 666	16 138	55	28	12	11	3	1	—	—	—	—	—	—	—
42211	Printing & writing paper whsle	(C)	(D)	(D)	8	3	2	1	1	1	—	—	—	—	—	—	—
422110	Printing & writing paper whsle	(C)	(D)	(D)	8	3	2	1	1	1	—	—	—	—	—	—	—
42212	Stationery & office supplies whsle	134	1 497	6 226	28	17	7	4	—	—	—	—	—	—	—	—	—
422120	Stationery & office supplies whsle	134	1 497	6 226	28	17	7	4	—	—	—	—	—	—	—	—	—
42213	Industrial & personal service paper whsle	(C)	(D)	(D)	19	8	3	6	2	—	—	—	—	—	—	—	—
422130	Industrial & personal service paper whsle	(C)	(D)	(D)	19	8	3	6	2	—	—	—	—	—	—	—	—
4222	Drugs & druggists' sundries whsle	(E)	(D)	(D)	21	9	5	2	4	1	—	—	—	—	—	—	—
42221	Drugs & druggists' sundries whsle	(E)	(D)	(D)	21	9	5	2	4	1	—	—	—	—	—	—	—
422210	Drugs & druggists' sundries whsle	(E)	(D)	(D)	21	9	5	2	4	1	—	—	—	—	—	—	—
4223	Apparel, piece goods & notions whsle	787	4 503	17 285	46	31	4	4	1	5	—	1	—	—	—	—	—
42231	Piece goods, notions & other dry goods whsle	260	1 615	7 905	21	14	2	1	1	3	—	—	—	—	—	—	—
422310	Piece goods, notions & other dry goods whsle	260	1 615	7 905	21	14	2	1	1	3	—	—	—	—	—	—	—
42232	Men's & boys' clothing & furnishings whsle	(B)	(D)	(D)	8	6	1	—	—	1	—	—	—	—	—	—	—
422320	Men's & boys' clothing & furnishings whsle	(B)	(D)	(D)	8	6	1	—	—	1	—	—	—	—	—	—	—
42233	Women's, children's, infants' clothing whsle	(E)	(D)	(D)	14	9	1	2	—	1	—	1	—	—	—	—	—
422330	Women's, children's, infants' clothing whsle	(E)	(D)	(D)	14	9	1	2	—	1	—	1	—	—	—	—	—
42234	Footwear whsle	(A)	(D)	(D)	3	2	—	1	—	—	—	—	—	—	—	—	—
422340	Footwear whsle	(A)	(D)	(D)	3	2	—	1	—	—	—	—	—	—	—	—	—
4224	Grocery & related product whsle	2 546	19 465	93 426	181	79	40	31	22	4	5	—	—	—	—	—	—
42241	General line grocery whsle	201	1 300	6 094	19	10	4	1	3	1	—	—	—	—	—	—	—
422410	General line grocery whsle	201	1 300	6 094	19	10	4	1	3	1	—	—	—	—	—	—	—
42242	Packaged frozen food whsle	176	2 089	10 768	20	9	6	2	3	—	—	—	—	—	—	—	—
422420	Packaged frozen food whsle	176	2 089	10 768	20	9	6	2	3	—	—	—	—	—	—	—	—
42243	Dairy product (exc dried or canned) whsle	(B)	(D)	(D)	5	1	2	2	—	—	—	—	—	—	—	—	—
422430	Dairy product (exc dried or canned) whsle	(B)	(D)	(D)	5	1	2	2	—	—	—	—	—	—	—	—	—
42244	Poultry & poultry product whsle	(A)	(D)	(D)	4	2	2	—	—	—	—	—	—	—	—	—	—
422440	Poultry & poultry product whsle	(A)	(D)	(D)	4	2	2	—	—	—	—	—	—	—	—	—	—
42245	Confectionery whsle	(B)	(D)	(D)	5	2	2	1	—	—	—	—	—	—	—	—	—
422450	Confectionery whsle	(B)	(D)	(D)	5	2	2	1	—	—	—	—	—	—	—	—	—
42246	Fish & seafood whsle	393	2 548	12 471	43	17	11	10	5	—	—	—	—	—	—	—	—
422460	Fish & seafood whsle	393	2 548	12 471	43	17	11	10	5	—	—	—	—	—	—	—	—
42247	Meat & meat product whsle	431	2 941	13 220	19	5	4	4	5	—	1	—	—	—	—	—	—
422470	Meat & meat product whsle	431	2 941	13 220	19	5	4	4	5	—	1	—	—	—	—	—	—

Note: Employment-size classes are indicated as follows: A—0 to 19; B—20 to 99; C—100 to 249; E—250 to 499; F—500 to 999; G—1,000 to 2,499; H—2,500 to 4,999; I—5,000 to 9,999; J—10,000 to 24,999; K—25,000 to 49,999; L—50,000 to 99,999; M—100,000 or more.

**Table 2. The State—Employees, Payroll, and Establishments by Industry: 1999—Con.**

[Excludes most government employees, railroad employees, and self-employed persons. Size class 1 to 4 includes establishments with payroll, but no employees, during mid-March pay period. (D) denotes figures withheld to avoid disclosing data for individual companies; the data are included in broader industry totals. For explanation of terms, abbreviations, and data reliability/comparability, see introductory text]

NAICS code	Industry	Number of employees for week including March 12	Payroll (\$1,000)		Total number of establishments	Number of establishments by employment-size class										
			First quarter	Annual		1 to 4	5 to 9	10 to 19	20 to 49	50 to 99	100 to 249	250 to 499	500 to 999	1,000 or more		
<b>42</b>	<b>Wholesale trade—Con.</b>															
422	Wholesale trade, nondurable goods—Con.															
4224	Grocery & related product whlse—Con.															
42248	Fresh fruit & vegetable whlse .....	242	1 191	5 731	22	10	4	4	3	1	—	—	—	—	—	—
422480	Fresh fruit & vegetable whlse .....	242	1 191	5 731	22	10	4	4	3	1	—	—	—	—	—	—
42249	Other grocery & related products whlse ..	1 011	8 731	41 175	44	23	5	7	3	2	4	—	—	—	—	—
422490	Other grocery & related products whlse ..	1 011	8 731	41 175	44	23	5	7	3	2	4	—	—	—	—	—
4225	Farm product raw material whlse .....	(B)	(D)	(D)	6	5	—	—	—	1	—	—	—	—	—	—
42252	Livestock whlse .....	(A)	(D)	(D)	1	1	—	—	—	—	—	—	—	—	—	—
422520	Livestock whlse .....	(A)	(D)	(D)	1	1	—	—	—	—	—	—	—	—	—	—
42259	Other farm product raw material whlse ..	(B)	(D)	(D)	5	4	—	—	—	1	—	—	—	—	—	—
422590	Other farm product raw material whlse ..	(B)	(D)	(D)	5	4	—	—	—	1	—	—	—	—	—	—
4226	Chemical & allied products whlse .....	717	6 974	29 885	70	32	14	11	11	2	—	—	—	—	—	—
42261	Plastics materials & basic forms, shapes whlse .....	239	2 242	10 260	21	6	6	4	5	—	—	—	—	—	—	—
422610	Plastics materials & basic forms, shapes whlse .....	239	2 242	10 260	21	6	6	4	5	—	—	—	—	—	—	—
42269	Other chemical & allied products whlse ....	478	4 732	19 625	49	26	8	7	6	2	—	—	—	—	—	—
422690	Other chemical & allied products whlse ..	478	4 732	19 625	49	26	8	7	6	2	—	—	—	—	—	—
4227	Petroleum & petroleum products whlse .....	411	4 710	18 742	25	4	8	5	7	1	—	—	—	—	—	—
42271	Petroleum bulk stations & terminals .....	279	2 976	12 042	15	3	3	3	5	1	—	—	—	—	—	—
422710	Petroleum bulk stations & terminals .....	279	2 976	12 042	15	3	3	3	5	1	—	—	—	—	—	—
42272	Petroleum prod whlse (exc bulk sta. terminals) .....	132	1 734	6 700	10	1	5	2	—	—	—	—	—	—	—	—
422720	Petroleum prod whlse (exc bulk sta. terminals) .....	132	1 734	6 700	10	1	5	2	—	—	—	—	—	—	—	—
4228	Beer, wine, distilled alcoholic beverage whlse .....	515	5 624	22 287	16	5	1	1	6	1	2	—	—	—	—	—
42281	Beer & ale whlse .....	(E)	(D)	(D)	5	—	—	1	2	—	2	—	—	—	—	—
422810	Beer & ale whlse .....	(E)	(D)	(D)	5	—	—	1	2	—	2	—	—	—	—	—
42282	Wine & distilled alcoholic beverage whlse ..	(C)	(D)	(D)	11	5	1	—	4	1	—	—	—	—	—	—
422820	Wine & distilled alcoholic beverage whlse ..	(C)	(D)	(D)	11	5	1	—	4	1	—	—	—	—	—	—
4229	Miscellaneous nondurable goods whlse .....	1 070	6 902	30 518	101	65	17	6	8	2	3	—	—	—	—	—
42291	Farm supplies whlse .....	69	715	3 018	7	3	2	—	2	—	—	—	—	—	—	—
422910	Farm supplies whlse .....	69	715	3 018	7	3	2	—	2	—	—	—	—	—	—	—
42292	Book, periodical & newspaper whlse .....	40	429	1 686	10	6	3	1	—	—	—	—	—	—	—	—
422920	Book, periodical & newspaper whlse .....	40	429	1 686	10	6	3	1	—	—	—	—	—	—	—	—
42293	Flower, nursery stock, florists' supplies whlse .....	182	1 048	4 855	10	6	2	—	1	—	1	—	—	—	—	—
422930	Flower, nursery stock, florists' supplies whlse .....	182	1 048	4 855	10	6	2	—	1	—	1	—	—	—	—	—
42294	Tobacco & tobacco product whlse .....	(B)	(D)	(D)	7	3	3	1	—	—	—	—	—	—	—	—
422940	Tobacco & tobacco product whlse .....	(B)	(D)	(D)	7	3	3	1	—	—	—	—	—	—	—	—
42295	Paint, varnish & supplies whlse .....	(B)	(D)	(D)	5	1	—	3	1	—	—	—	—	—	—	—
422950	Paint, varnish & supplies whlse .....	(B)	(D)	(D)	5	1	—	3	1	—	—	—	—	—	—	—
42299	Other miscellaneous nondurable goods whlse .....	665	3 951	17 649	62	46	7	1	4	2	2	—	—	—	—	—
422990	Other miscellaneous nondurable goods whlse .....	665	3 951	17 649	62	46	7	1	4	2	2	—	—	—	—	—
<b>44-45</b>	<b>Retail trade .....</b>	<b>47 791</b>	<b>207 594</b>	<b>931 283</b>	<b>4 182</b>	<b>2 211</b>	<b>954</b>	<b>527</b>	<b>319</b>	<b>94</b>	<b>66</b>	<b>9</b>	<b>2</b>			
441	Motor vehicle & parts dealers .....	5 110	34 976	167 009	411	188	90	58	52	20	3	—	—	—	—	—
4411	Automobile dealers .....	3 368	25 477	123 094	197	100	16	24	37	17	3	—	—	—	—	—
44111	New car dealers .....	2 958	23 208	112 403	86	12	2	18	34	17	3	—	—	—	—	—
441110	New car dealers .....	2 958	23 208	112 403	86	12	2	18	34	17	3	—	—	—	—	—
44112	Used car dealers .....	410	2 269	10 691	111	88	14	6	3	—	—	—	—	—	—	—
441120	Used car dealers .....	410	2 269	10 691	111	88	14	6	3	—	—	—	—	—	—	—
4412	Other motor vehicle dealers .....	370	1 981	11 975	51	25	13	9	4	—	—	—	—	—	—	—
44121	Recreational vehicle dealers .....	(B)	(D)	(D)	4	2	—	1	1	—	—	—	—	—	—	—
441210	Recreational vehicle dealers .....	(B)	(D)	(D)	4	2	—	1	1	—	—	—	—	—	—	—
44122	Motorcycle & boat & other MV dealers .....	(E)	(D)	(D)	47	23	13	8	3	—	—	—	—	—	—	—
441221	Motorcycle dealers .....	(B)	(D)	(D)	8	3	1	2	2	—	—	—	—	—	—	—
441222	Boat dealers .....	225	1 034	5 270	37	18	12	6	1	—	—	—	—	—	—	—
441229	All other motor vehicle dealers .....	(A)	(D)	(D)	2	2	—	—	—	—	—	—	—	—	—	—
4413	Automotive parts, accessories & tire stores ..	1 372	7 518	31 940	163	63	61	25	11	3	—	—	—	—	—	—
44131	Automotive parts, accessories & tire stores ..	1 019	5 081	21 963	122	47	48	18	6	3	—	—	—	—	—	—
441310	Automotive parts, accessories & tire stores ..	1 019	5 081	21 963	122	47	48	18	6	3	—	—	—	—	—	—
44132	Tire dealers .....	353	2 437	9 977	41	16	13	7	5	—	—	—	—	—	—	—
441320	Tire dealers .....	353	2 437	9 977	41	16	13	7	5	—	—	—	—	—	—	—
442	Furniture & home furnishing stores .....	1 535	6 960	34 613	204	123	42	27	7	3	2	—	—	—	—	—
4421	Furniture stores .....	558	2 989	16 836	71	43	11	12	4	—	1	—	—	—	—	—
44211	Furniture stores .....	558	2 989	16 836	71	43	11	12	4	—	1	—	—	—	—	—
442110	Furniture stores .....	558	2 989	16 836	71	43	11	12	4	—	1	—	—	—	—	—
4422	Home furnishings stores .....	977	3 971	17 777	133	80	31	15	3	3	1	—	—	—	—	—
44221	Floor covering stores .....	195	1 210	5 876	53	38	11	4	—	—	—	—	—	—	—	—
442210	Floor covering stores .....	195	1 210	5 876	53	38	11	4	—	—	—	—	—	—	—	—
44229	Other home furnishings stores .....	782	2 761	11 901	80	42	20	11	3	3	1	—	—	—	—	—
442291	Window treatment stores .....	47	237	1 039	10	7	—	3	—	—	—	—	—	—	—	—
442299	All other home furnishings stores .....	735	2 524	10 862	70	35	20	8	3	3	1	—	—	—	—	—
443	Electronics & appliance stores .....	1 055	5 256	22 298	169	106	45	12	1	5	—	—	—	—	—	—
4431	Electronics & appliance stores .....	1 055	5 256	22 298	169	106	45	12	1	5	—	—	—	—	—	—
44311	Appliance, TV & all other electronics stores .....	692	3 552	14 743	116	71	34	8	—	3	—	—	—	—	—	—
443111	Household appliance stores .....	220	1 064	5 004	37	26	5	5	—	1	—	—	—	—	—	—
443112	Radio, television & other electronics stores .....	472	2 488	9 739	79	45	29	3	—	2	—	—	—	—	—	—
44312	Computer & software stores .....	(E)	(D)	(D)	41	26	10	3	—	2	—	—	—	—	—	—
443120	Computer & software stores .....	(E)	(D)	(D)	41	26	10	3	—	2	—	—	—	—	—	—

Note: Employment-size classes are indicated as follows: A—0 to 19; B—20 to 99; C—100 to 249; E—250 to 499; F—500 to 999; G—1,000 to 2,499; H—2,500 to 4,999; I—5,000 to 9,999; J—10,000 to 24,999; K—25,000 to 49,999; L—50,000 to 99,999; M—100,000 or more.

**Table 2. The State—Employees, Payroll, and Establishments by Industry: 1999—Con.**

[Excludes most government employees, railroad employees, and self-employed persons. Size class 1 to 4 includes establishments with payroll, but no employees, during mid-March pay period. (D) denotes figures withheld to avoid disclosing data for individual companies; the data are included in broader industry totals. For explanation of terms, abbreviations, and data reliability/comparability, see introductory text.]

NAICS code	Industry	Number of employees for week including March 12	Payroll (\$1,000)		Total number of establishments	Number of establishments by employment-size class									
			First quarter	Annual		1 to 4	5 to 9	10 to 19	20 to 49	50 to 99	100 to 249	250 to 499	500 to 999	1,000 or more	
<b>44-45</b>	<b>Retail trade—Con.</b>														
443	Electronics & appliance stores—Con.														
4431	Electronics & appliance stores—Con.														
44313	Camera & photographic supplies stores . . .	(B)	(D)	(D)	12	9	1	1	1	—	—	—	—	—	—
443130	Camera & photographic supplies stores . . .	(B)	(D)	(D)	12	9	1	1	1	—	—	—	—	—	—
444	Bldg material & garden equip & supp dealers . . .	2 709	17 214	78 477	298	149	82	37	25	3	1	1	—	—	—
4441	Building material & supplies dealers . . . . .	(G)	(D)	(D)	246	113	73	32	23	3	1	1	—	—	—
44411	Home centers . . . . .	404	1 907	8 864	7	—	2	3	1	—	—	1	—	—	—
444110	Home centers . . . . .	404	1 907	8 864	7	—	2	3	1	—	—	1	—	—	—
44412	Paint & wallpaper stores . . . . .	(C)	(D)	(D)	41	27	13	—	1	—	—	—	—	—	—
444120	Paint & wallpaper stores . . . . .	(C)	(D)	(D)	41	27	13	—	1	—	—	—	—	—	—
44413	Hardware stores . . . . .	306	1 561	5 660	49	25	13	9	2	—	—	—	—	—	—
444130	Hardware stores . . . . .	306	1 561	5 660	49	25	13	9	2	—	—	—	—	—	—
44419	Other building material dealers . . . . .	1 606	12 113	55 747	149	61	45	20	19	3	1	—	—	—	—
444190	Other building material dealers . . . . .	1 606	12 113	55 747	149	61	45	20	19	3	1	—	—	—	—
4442	Lawn & garden equip & supplies stores . . . . .	(C)	(D)	(D)	52	36	9	5	2	—	—	—	—	—	—
44421	Outdoor power equipment stores . . . . .	(B)	(D)	(D)	19	15	2	2	—	—	—	—	—	—	—
444210	Outdoor power equipment stores . . . . .	(B)	(D)	(D)	19	15	2	2	—	—	—	—	—	—	—
44422	Nursery & garden centers . . . . .	(C)	(D)	(D)	33	21	7	3	2	—	—	—	—	—	—
444220	Nursery & garden centers . . . . .	(C)	(D)	(D)	33	21	7	3	2	—	—	—	—	—	—
445	Food & beverage stores . . . . .	11 647	41 649	176 210	717	398	153	76	36	14	39	1	—	—	—
4451	Grocery stores . . . . .	9 680	35 826	149 524	353	176	69	29	27	13	38	1	—	—	—
44511	Grocery (except convenience) stores . . . . .	8 997	34 007	141 564	199	84	24	15	24	13	38	1	—	—	—
445110	Grocery (except convenience) stores . . . . .	8 997	34 007	141 564	199	84	24	15	24	13	38	1	—	—	—
44512	Convenience stores . . . . .	683	1 819	7 960	154	92	45	14	3	—	—	—	—	—	—
445120	Convenience stores . . . . .	683	1 819	7 960	154	92	45	14	3	—	—	—	—	—	—
4452	Specialty food stores . . . . .	971	2 722	12 379	156	101	24	23	6	1	1	—	—	—	—
44521	Meat markets . . . . .	172	519	2 294	30	17	6	5	2	—	—	—	—	—	—
445210	Meat markets . . . . .	172	519	2 294	30	17	6	5	2	—	—	—	—	—	—
44522	Fish & seafood markets . . . . .	102	430	2 018	24	17	4	3	—	—	—	—	—	—	—
445220	Fish & seafood markets . . . . .	102	430	2 018	24	17	4	3	—	—	—	—	—	—	—
44523	Fruit & vegetable markets . . . . .	131	408	1 958	18	12	1	3	2	—	—	—	—	—	—
445230	Fruit & vegetable markets . . . . .	131	408	1 958	18	12	1	3	2	—	—	—	—	—	—
44529	Other specialty food stores . . . . .	566	1 365	6 109	84	55	13	12	2	1	1	—	—	—	—
445291	Baked goods stores . . . . .	406	1 025	4 449	41	22	9	7	1	1	1	—	—	—	—
445292	Confectionery & nut stores . . . . .	75	128	584	20	15	2	3	—	—	—	—	—	—	—
445299	All other specialty food stores . . . . .	85	212	1 076	23	18	2	2	1	—	—	—	—	—	—
4453	Beer, wine & liquor stores . . . . .	996	3 101	14 307	208	121	60	24	3	—	—	—	—	—	—
44531	Beer, wine & liquor stores . . . . .	996	3 101	14 307	208	121	60	24	3	—	—	—	—	—	—
445310	Beer, wine & liquor stores . . . . .	996	3 101	14 307	208	121	60	24	3	—	—	—	—	—	—
446	Health & personal care stores . . . . .	5 314	28 060	121 543	308	103	47	62	70	24	2	—	—	—	—
4461	Health & personal care stores . . . . .	5 314	28 060	121 543	308	103	47	62	70	24	2	—	—	—	—
44611	Pharmacies & drug stores . . . . .	4 791	25 125	109 265	190	22	23	51	68	24	2	—	—	—	—
446110	Pharmacies & drug stores . . . . .	4 791	25 125	109 265	190	22	23	51	68	24	2	—	—	—	—
44612	Cosmetics, beauty supplies & perfume stores . . . . .	74	194	841	14	10	3	—	1	—	—	—	—	—	—
446120	Cosmetics, beauty supplies & perfume stores . . . . .	74	194	841	14	10	3	—	1	—	—	—	—	—	—
44613	Optical goods stores . . . . .	192	1 003	4 656	54	41	10	3	—	—	—	—	—	—	—
446130	Optical goods stores . . . . .	192	1 003	4 656	54	41	10	3	—	—	—	—	—	—	—
44619	Other health & personal care stores . . . . .	257	1 738	6 781	50	30	11	8	1	—	—	—	—	—	—
446191	Food (health) supplement stores . . . . .	119	317	1 426	25	15	7	2	1	—	—	—	—	—	—
446199	All other health & personal care stores . . . . .	138	1 421	5 355	25	15	4	6	—	—	—	—	—	—	—
447	Gasoline stations . . . . .	2 742	9 345	40 847	441	211	147	64	19	—	—	—	—	—	—
4471	Gasoline stations . . . . .	2 742	9 345	40 847	441	211	147	64	19	—	—	—	—	—	—
44711	Gasoline stations with convenience stores . . . . .	1 586	4 743	20 875	200	69	79	37	15	—	—	—	—	—	—
447110	Gasoline stations with convenience stores . . . . .	1 586	4 743	20 875	200	69	79	37	15	—	—	—	—	—	—
44719	Other gasoline stations . . . . .	1 156	4 602	19 972	241	142	68	27	4	—	—	—	—	—	—
447190	Other gasoline stations . . . . .	1 156	4 602	19 972	241	142	68	27	4	—	—	—	—	—	—
448	Clothing & clothing accessories stores . . . . .	3 975	12 960	60 542	555	308	140	62	39	5	1	—	—	—	—
4481	Clothing stores . . . . .	2 966	8 468	40 556	351	175	90	47	34	4	1	—	—	—	—
44811	Men's clothing stores . . . . .	198	703	3 352	47	31	11	4	1	—	—	—	—	—	—
448110	Men's clothing stores . . . . .	198	703	3 352	47	31	11	4	1	—	—	—	—	—	—
44812	Women's clothing stores . . . . .	1 228	3 433	16 405	145	56	45	32	11	1	—	—	—	—	—
448120	Women's clothing stores . . . . .	1 228	3 433	16 405	145	56	45	32	11	1	—	—	—	—	—
44813	Children's & infants' clothing stores . . . . .	170	395	1 662	23	12	4	5	2	—	—	—	—	—	—
448130	Children's & infants' clothing stores . . . . .	170	395	1 662	23	12	4	5	2	—	—	—	—	—	—
44814	Family clothing stores . . . . .	1 091	2 962	14 230	72	34	13	5	16	3	1	—	—	—	—
448140	Family clothing stores . . . . .	1 091	2 962	14 230	72	34	13	5	16	3	1	—	—	—	—
44815	Clothing accessories stores . . . . .	53	159	801	16	9	7	—	—	—	—	—	—	—	—
448150	Clothing accessories stores . . . . .	53	159	801	16	9	7	—	—	—	—	—	—	—	—
44819	Other clothing stores . . . . .	226	816	4 106	48	33	10	1	4	—	—	—	—	—	—
448190	Other clothing stores . . . . .	226	816	4 106	48	33	10	1	4	—	—	—	—	—	—
4482	Shoe stores . . . . .	417	1 552	6 381	79	47	27	3	1	1	—	—	—	—	—
44821	Shoe stores . . . . .	417	1 552	6 381	79	47	27	3	1	1	—	—	—	—	—
448210	Shoe stores . . . . .	417	1 552	6 381	79	47	27	3	1	1	—	—	—	—	—
4483	Jewelry, luggage & leather goods stores . . . . .	592	2 940	13 605	125	86	23	12	4	—	—	—	—	—	—
44831	Jewelry stores . . . . .	(F)	(D)	(D)	117	82	20	11	4	—	—	—	—	—	—
448310	Jewelry stores . . . . .	(F)	(D)	(D)	117	82	20	11	4	—	—	—	—	—	—
44832	Luggage & leather goods stores . . . . .	(B)	(D)	(D)	8	4	3	1	—	—	—	—	—	—	—
448320	Luggage & leather goods stores . . . . .	(B)	(D)	(D)	8	4	3	1	—	—	—	—	—	—	—
451	Sporting goods, hobby, book & music stores . . . . .	1 689	5 177	24 169	256	149	58	30	15	4	—	—	—	—	—

Note: Employment-size classes are indicated as follows: A—0 to 19; B—20 to 99; C—100 to 249; E—250 to 499; F—500 to 999; G—1,000 to 2,499; H—2,500 to 4,999; I—5,000 to 9,999; J—10,000 to 24,999; K—25,000 to 49,999; L—50,000 to 99,999; M—100,000 or more.



**Table 2. The State—Employees, Payroll, and Establishments by Industry: 1999—Con.**

[Excludes most government employees, railroad employees, and self-employed persons. Size class 1 to 4 includes establishments with payroll, but no employees, during mid-March pay period. (D) denotes figures withheld to avoid disclosing data for individual companies; the data are included in broader industry totals. For explanation of terms, abbreviations, and data reliability/comparability, see introductory text]

NAICS code	Industry	Number of employees for week including March 12	Payroll (\$1,000)		Total number of establishments	Number of establishments by employment-size class										
			First quarter	Annual		1 to 4	5 to 9	10 to 19	20 to 49	50 to 99	100 to 249	250 to 499	500 to 999	1,000 or more		
<b>44-45</b>	<b>Retail trade—Con.</b>															
451	Sporting goods, hobby, book & music stores—Con.															
4511	Sporting goods, hobby, musical instrument stores	1 124	3 636	17 278	178	109	38	21	6	4	—	—	—	—	—	
45111	Sporting goods stores	524	1 809	8 868	99	63	18	13	4	1	—	—	—	—	—	
451110	Sporting goods stores	524	1 809	8 868	99	63	18	13	4	1	—	—	—	—	—	
45112	Hobby, toy & game stores	367	1 051	5 063	44	25	12	4	1	2	—	—	—	—	—	
451120	Hobby, toy & game stores	367	1 051	5 063	44	25	12	4	1	2	—	—	—	—	—	
45113	Sewing, needlework & piece goods stores	155	413	1 779	19	10	6	2	—	1	—	—	—	—	—	
451130	Sewing, needlework & piece goods stores	155	413	1 779	19	10	6	2	—	1	—	—	—	—	—	
45114	Musical instrument & supplies stores	78	363	1 568	16	11	2	2	1	—	—	—	—	—	—	
451140	Musical instrument & supplies stores	78	363	1 568	16	11	2	2	1	—	—	—	—	—	—	
4512	Book, periodical & music stores	565	1 541	6 891	78	40	20	9	9	—	—	—	—	—	—	
45121	Book stores & news dealers	393	1 049	4 560	43	18	11	7	7	—	—	—	—	—	—	
451211	Book stores	(E)	(D)	(D)	39	15	10	7	7	—	—	—	—	—	—	
451212	News dealers & newsstands	(A)	(D)	(D)	4	3	1	—	—	—	—	—	—	—	—	
45122	Prerecorded tape, CD & record stores	172	492	2 331	35	22	9	2	2	—	—	—	—	—	—	
451220	Prerecorded tape, CD & record stores	172	492	2 331	35	22	9	2	2	—	—	—	—	—	—	
452	General merchandise stores	6 624	22 983	102 543	115	31	14	18	17	14	14	6	1	—	—	
4521	Department stores	5 321	18 979	85 276	33	1	—	—	1	13	11	6	1	—	—	
45211	Department stores	5 321	18 979	85 276	33	1	—	—	1	13	11	6	1	—	—	
452110	Department stores	5 321	18 979	85 276	33	1	—	—	1	13	11	6	1	—	—	
4529	Other general merchandise stores	1 303	4 004	17 267	82	30	14	18	16	1	3	—	—	—	—	
45291	Warehouse clubs & superstores	(E)	(D)	(D)	3	—	—	—	—	1	2	—	—	—	—	
452910	Warehouse clubs & superstores	(E)	(D)	(D)	3	—	—	—	—	1	2	—	—	—	—	
45299	All other general merchandise stores	(F)	(D)	(D)	79	30	14	18	16	—	1	—	—	—	—	
452990	All other general merchandise stores	(F)	(D)	(D)	79	30	14	18	16	—	1	—	—	—	—	
453	Miscellaneous store retailers	2 671	8 282	39 098	491	325	89	58	17	—	2	—	—	—	—	
4531	Florists	483	1 461	6 586	113	76	25	10	2	—	—	—	—	—	—	
45311	Florists	483	1 461	6 586	113	76	25	10	2	—	—	—	—	—	—	
453110	Florists	483	1 461	6 586	113	76	25	10	2	—	—	—	—	—	—	
4532	Office supplies, stationery & gift stores	1 189	3 465	16 522	169	104	31	23	9	—	2	—	—	—	—	
45321	Office supplies & stationery stores	239	820	3 929	22	9	7	1	5	—	—	—	—	—	—	
453210	Office supplies & stationery stores	239	820	3 929	22	9	7	1	5	—	—	—	—	—	—	
45322	Gift, novelty & souvenir stores	950	2 645	12 593	147	95	24	22	4	—	2	—	—	—	—	
453220	Gift, novelty & souvenir stores	950	2 645	12 593	147	95	24	22	4	—	2	—	—	—	—	
4533	Used merchandise stores	405	1 020	4 699	69	48	5	12	4	—	—	—	—	—	—	
45331	Used merchandise stores	405	1 020	4 699	69	48	5	12	4	—	—	—	—	—	—	
453310	Used merchandise stores	405	1 020	4 699	69	48	5	12	4	—	—	—	—	—	—	
4539	Other miscellaneous store retailers	594	2 336	11 291	140	97	28	13	2	—	—	—	—	—	—	
45391	Pet & pet supplies stores	(C)	(D)	(D)	32	15	10	6	1	—	—	—	—	—	—	
453910	Pet & pet supplies stores	(C)	(D)	(D)	32	15	10	6	1	—	—	—	—	—	—	
45392	Art dealers	(B)	(D)	(D)	18	16	1	1	—	—	—	—	—	—	—	
453920	Art dealers	(B)	(D)	(D)	18	16	1	1	—	—	—	—	—	—	—	
45393	Manufactured (mobile) home dealers	(A)	(D)	(D)	1	—	1	—	—	—	—	—	—	—	—	
453930	Manufactured (mobile) home dealers	(A)	(D)	(D)	1	—	1	—	—	—	—	—	—	—	—	
45399	All other miscellaneous store retailers	322	1 391	6 790	89	66	16	6	1	—	—	—	—	—	—	
453991	Tobacco stores	65	204	894	19	14	4	1	—	—	—	—	—	—	—	
453998	All other misc store retailers (exc tobacco)	257	1 187	5 896	70	52	12	5	1	—	—	—	—	—	—	
454	Nonstore retailers	2 720	14 732	63 934	217	120	47	23	21	2	2	1	1	—	—	
4541	Electronic shopping & mail-order houses	1 030	4 180	21 906	36	18	9	5	2	—	—	1	1	—	—	
45411	Electronic shopping & mail-order houses	1 030	4 180	21 906	36	18	9	5	2	—	—	1	1	—	—	
454110	Electronic shopping & mail-order houses	1 030	4 180	21 906	36	18	9	5	2	—	—	1	1	—	—	
4542	Vending machine operators	100	542	2 676	18	15	1	—	2	—	—	—	—	—	—	
45421	Vending machine operators	100	542	2 676	18	15	1	—	2	—	—	—	—	—	—	
454210	Vending machine operators	100	542	2 676	18	15	1	—	2	—	—	—	—	—	—	
4543	Direct selling establishments	1 590	10 010	39 352	163	87	37	18	17	2	2	—	—	—	—	
45431	Fuel dealers	1 155	8 236	31 709	116	57	30	14	12	2	1	—	—	—	—	
454311	Heating oil dealers	1 058	7 534	28 928	102	51	25	12	11	2	1	—	—	—	—	
454312	Liquified petroleum gas (bottled gas) dealers	(B)	(D)	(D)	13	5	5	2	1	—	—	—	—	—	—	
454319	Other fuel dealers	(A)	(D)	(D)	1	1	—	—	—	—	—	—	—	—	—	
45439	Other direct selling establishments	435	1 774	7 643	47	30	7	4	5	—	1	—	—	—	—	
454390	Other direct selling establishments	435	1 774	7 643	47	30	7	4	5	—	1	—	—	—	—	
<b>48-49</b>	<b>Transportation &amp; warehousing</b>	<b>6 849</b>	<b>40 985</b>	<b>184 860</b>	<b>585</b>	<b>375</b>	<b>69</b>	<b>50</b>	<b>56</b>	<b>24</b>	<b>10</b>	<b>1</b>	—	—	—	
481	Air transportation	(E)	(D)	(D)	13	5	—	1	4	2	1	—	—	—	—	
4811	Scheduled air transportation	(E)	(D)	(D)	11	3	—	1	4	2	1	—	—	—	—	
48111	Scheduled air transportation	(E)	(D)	(D)	11	3	—	1	4	2	1	—	—	—	—	
481111	Scheduled passenger air transportation	(E)	(D)	(D)	11	3	—	1	4	2	1	—	—	—	—	
4812	Nonscheduled air transportation	(A)	(D)	(D)	2	2	—	—	—	—	—	—	—	—	—	
48121	Nonscheduled air transportation	(A)	(D)	(D)	2	2	—	—	—	—	—	—	—	—	—	
481211	Nonscheduled chartered passenger air trans	(A)	(D)	(D)	2	2	—	—	—	—	—	—	—	—	—	
483	Water transportation	(B)	(D)	(D)	12	9	3	—	—	—	—	—	—	—	—	
4831	Deep sea, coastal & Great Lakes water trans	(B)	(D)	(D)	9	7	2	—	—	—	—	—	—	—	—	
48311	Deep sea, coastal & Great Lakes water trans	(B)	(D)	(D)	9	7	2	—	—	—	—	—	—	—	—	
483111	Deep sea freight transportation	(A)	(D)	(D)	1	1	—	—	—	—	—	—	—	—	—	
483112	Deep sea passenger transportation	(A)	(D)	(D)	3	3	—	—	—	—	—	—	—	—	—	
483113	Coastal & Great Lakes freight transportation	(A)	(D)	(D)	1	—	1	—	—	—	—	—	—	—	—	
483114	Coastal & Great Lakes passenger trans	(A)	(D)	(D)	4	3	1	—	—	—	—	—	—	—	—	

Note: Employment-size classes are indicated as follows: A—0 to 19; B—20 to 99; C—100 to 249; E—250 to 499; F—500 to 999; G—1,000 to 2,499; H—2,500 to 4,999; I—5,000 to 9,999; J—10,000 to 24,999; K—25,000 to 49,999; L—50,000 to 99,999; M—100,000 or more.

**Table 2. The State—Employees, Payroll, and Establishments by Industry: 1999—Con.**

[Excludes most government employees, railroad employees, and self-employed persons. Size class 1 to 4 includes establishments with payroll, but no employees, during mid-March pay period. (D) denotes figures withheld to avoid disclosing data for individual companies; the data are included in broader industry totals. For explanation of terms, abbreviations, and data reliability/comparability, see introductory text]

NAICS code	Industry	Number of employees for week including March 12	Payroll (\$1,000)		Total number of establishments	Number of establishments by employment-size class										
			First quarter	Annual		1 to 4	5 to 9	10 to 19	20 to 49	50 to 99	100 to 249	250 to 499	500 to 999	1,000 or more		
<b>48-49</b>	<b>Transportation &amp; warehousing—Con.</b>															
483	Water transportation—Con.															
4832	Inland water transportation	(A)	(D)	(D)	3	2	1	—	—	—	—	—	—	—	—	—
48321	Inland water transportation	(A)	(D)	(D)	3	2	1	—	—	—	—	—	—	—	—	—
483211	Inland water freight transportation	(A)	(D)	(D)	1	—	1	—	—	—	—	—	—	—	—	—
483212	Inland water passenger transportation	(A)	(D)	(D)	2	2	—	—	—	—	—	—	—	—	—	—
484	Truck transportation	(G)	(D)	(D)	285	207	34	19	15	7	2	1	—	—	—	—
4841	General freight trucking	1 337	10 236	48 897	132	93	10	10	11	7	1	—	—	—	—	—
48411	General freight trucking, local	184	1 115	5 511	51	43	3	3	1	1	—	—	—	—	—	—
484110	General freight trucking, local	184	1 115	5 511	51	43	3	3	1	1	—	—	—	—	—	—
48412	General freight trucking, long-distance	1 153	9 121	43 386	81	50	7	7	10	6	1	—	—	—	—	—
484121	General freight trucking, long-distance, TL	619	4 857	23 086	61	41	4	7	6	3	—	—	—	—	—	—
484122	General freight trucking, long-distance, LTL	534	4 264	20 300	20	9	3	—	4	3	1	—	—	—	—	—
4842	Specialized freight trucking	(F)	(D)	(D)	153	114	24	9	4	—	1	1	—	—	—	—
48421	Used household & office goods moving	(F)	(D)	(D)	42	28	6	5	2	—	—	1	—	—	—	—
484210	Used household & office goods moving	(F)	(D)	(D)	42	28	6	5	2	—	—	1	—	—	—	—
48422	Specialized freight (exc used) trucking, local	(E)	(D)	(D)	80	63	12	3	1	—	1	—	—	—	—	—
484220	Specialized freight (exc used) trucking, local	(E)	(D)	(D)	80	63	12	3	1	—	1	—	—	—	—	—
48423	Specialized freight (exc used) trucking, LDist	(C)	(D)	(D)	31	23	6	1	1	—	—	—	—	—	—	—
484230	Specialized freight (exc used) trucking, LDist	(C)	(D)	(D)	31	23	6	1	1	—	—	—	—	—	—	—
485	Transit & ground passenger transportation	2 138	7 568	33 012	93	50	8	5	14	12	4	—	—	—	—	—
4851	Urban transit systems	(A)	(D)	(D)	1	1	—	—	—	—	—	—	—	—	—	—
48511	Urban transit systems	(A)	(D)	(D)	1	1	—	—	—	—	—	—	—	—	—	—
485113	Bus & other motor vehicle transit systems	(A)	(D)	(D)	1	1	—	—	—	—	—	—	—	—	—	—
4852	Interurban & rural bus transportation	(C)	(D)	(D)	1	—	—	—	—	—	1	—	—	—	—	—
48521	Interurban & rural bus transportation	(C)	(D)	(D)	1	—	—	—	—	—	1	—	—	—	—	—
485210	Interurban & rural bus transportation	(C)	(D)	(D)	1	—	—	—	—	—	1	—	—	—	—	—
4853	Taxi & limousine service	(C)	(D)	(D)	41	35	2	1	3	—	—	—	—	—	—	—
48531	Taxi service	(B)	(D)	(D)	29	26	1	1	1	—	—	—	—	—	—	—
485310	Taxi service	(B)	(D)	(D)	29	26	1	1	1	—	—	—	—	—	—	—
48532	Limousine service	(B)	(D)	(D)	12	9	1	—	2	—	—	—	—	—	—	—
485320	Limousine service	(B)	(D)	(D)	12	9	1	—	2	—	—	—	—	—	—	—
4854	School & employee bus transportation	1 629	4 809	18 445	36	7	2	3	10	11	3	—	—	—	—	—
48541	School & employee bus transportation	1 629	4 809	18 445	36	7	2	3	10	11	3	—	—	—	—	—
485410	School & employee bus transportation	1 629	4 809	18 445	36	7	2	3	10	11	3	—	—	—	—	—
4855	Charter bus industry	161	809	4 932	7	3	2	—	1	1	—	—	—	—	—	—
48551	Charter bus industry	161	809	4 932	7	3	2	—	1	1	—	—	—	—	—	—
485510	Charter bus industry	161	809	4 932	7	3	2	—	1	1	—	—	—	—	—	—
4859	Oth transit & ground passenger transportation	(B)	(D)	(D)	7	4	2	1	—	—	—	—	—	—	—	—
48599	Oth transit & ground passenger transportation	(B)	(D)	(D)	7	4	2	1	—	—	—	—	—	—	—	—
485991	Special needs transportation	(B)	(D)	(D)	5	3	1	1	—	—	—	—	—	—	—	—
485999	All other transit & ground passenger trans	(A)	(D)	(D)	2	1	1	—	—	—	—	—	—	—	—	—
486	Pipeline transportation	(B)	(D)	(D)	3	—	1	2	—	—	—	—	—	—	—	—
4862	Pipeline transportation of natural gas	(B)	(D)	(D)	2	—	1	1	—	—	—	—	—	—	—	—
48621	Pipeline transportation of natural gas	(B)	(D)	(D)	2	—	1	1	—	—	—	—	—	—	—	—
486210	Pipeline transportation of natural gas	(B)	(D)	(D)	2	—	1	1	—	—	—	—	—	—	—	—
4869	Other pipeline transportation	(A)	(D)	(D)	1	—	—	1	—	—	—	—	—	—	—	—
48691	Pipeline trans of refined petroleum products	(A)	(D)	(D)	1	—	—	1	—	—	—	—	—	—	—	—
486910	Pipeline trans of refined petroleum products	(A)	(D)	(D)	1	—	—	1	—	—	—	—	—	—	—	—
487	Scenic & sightseeing transportation	(C)	(D)	(D)	18	12	4	—	1	1	—	—	—	—	—	—
4871	Scenic & sightseeing transportation, land	(B)	(D)	(D)	1	—	—	—	1	—	—	—	—	—	—	—
48711	Scenic & sightseeing transportation, land	(B)	(D)	(D)	1	—	—	—	1	—	—	—	—	—	—	—
487110	Scenic & sightseeing transportation, land	(B)	(D)	(D)	1	—	—	—	1	—	—	—	—	—	—	—
4872	Scenic & sightseeing transportation, water	(B)	(D)	(D)	17	12	4	—	—	1	—	—	—	—	—	—
48721	Scenic & sightseeing transportation, water	(B)	(D)	(D)	17	12	4	—	—	1	—	—	—	—	—	—
487210	Scenic & sightseeing transportation, water	(B)	(D)	(D)	17	12	4	—	—	1	—	—	—	—	—	—
488	Transportation support activities	1 043	7 035	30 725	106	67	11	13	12	1	2	—	—	—	—	—
4881	Air transportation support activities	427	2 494	11 110	18	8	2	1	5	—	2	—	—	—	—	—
48811	Airport operations	374	2 199	9 703	9	2	1	—	4	—	2	—	—	—	—	—
488111	Air traffic control	(A)	(D)	(D)	1	1	—	—	—	—	—	—	—	—	—	—
488119	Other airport operations	(E)	(D)	(D)	8	1	1	—	4	—	2	—	—	—	—	—
48819	Other air transportation support activities	53	295	1 407	9	6	1	1	1	—	—	—	—	—	—	—
488190	Other air transportation support activities	53	295	1 407	9	6	1	1	1	—	—	—	—	—	—	—
4883	Water transportation support activities	(C)	(D)	(D)	22	16	2	2	2	—	—	—	—	—	—	—
48831	Port & harbor operations	(A)	(D)	(D)	1	1	—	—	—	—	—	—	—	—	—	—
488310	Port & harbor operations	(A)	(D)	(D)	1	1	—	—	—	—	—	—	—	—	—	—
48832	Marine cargo handling	(B)	(D)	(D)	3	2	—	—	1	—	—	—	—	—	—	—
488320	Marine cargo handling	(B)	(D)	(D)	3	2	—	—	1	—	—	—	—	—	—	—
48833	Navigational services to shipping	(B)	(D)	(D)	8	7	—	—	1	—	—	—	—	—	—	—
488330	Navigational services to shipping	(B)	(D)	(D)	8	7	—	—	1	—	—	—	—	—	—	—
48839	Other water transportation support activities	(B)	(D)	(D)	10	6	2	2	—	—	—	—	—	—	—	—
488390	Other water transportation support activities	(B)	(D)	(D)	10	6	2	2	—	—	—	—	—	—	—	—

Note: Employment-size classes are indicated as follows: A—0 to 19; B—20 to 99; C—100 to 249; E—250 to 499; F—500 to 999; G—1,000 to 2,499; H—2,500 to 4,999; I—5,000 to 9,999; J—10,000 to 24,999; K—25,000 to 49,999; L—50,000 to 99,999; M—100,000 or more.

**Table 2. The State—Employees, Payroll, and Establishments by Industry: 1999—Con.**

[Excludes most government employees, railroad employees, and self-employed persons. Size class 1 to 4 includes establishments with payroll, but no employees, during mid-March pay period. (D) denotes figures withheld to avoid disclosing data for individual companies; the data are included in broader industry totals. For explanation of terms, abbreviations, and data reliability/comparability, see introductory text.]

NAICS code	Industry	Number of employees for week including March 12	Payroll (\$1,000)		Total number of establishments	Number of establishments by employment-size class									
			First quarter	Annual		1 to 4	5 to 9	10 to 19	20 to 49	50 to 99	100 to 249	250 to 499	500 to 999	1,000 or more	
<b>48-49</b>	<b>Transportation &amp; warehousing—Con.</b>														
488	Transportation support activities—Con.														
4884	Road transportation support activities	(C)	(D)	(D)	29	22	4	3	—	—	—	—	—	—	—
48841	Motor vehicle towing	(B)	(D)	(D)	27	22	4	1	—	—	—	—	—	—	—
488410	Motor vehicle towing	(B)	(D)	(D)	27	22	4	1	—	—	—	—	—	—	—
48849	Other road transportation support activities	(B)	(D)	(D)	2	—	—	2	—	—	—	—	—	—	—
488490	Other road transportation support activities	(B)	(D)	(D)	2	—	—	2	—	—	—	—	—	—	—
4885	Freight transportation arrangement	274	2 387	10 558	31	19	3	4	5	—	—	—	—	—	—
48851	Freight transportation arrangement	274	2 387	10 558	31	19	3	4	5	—	—	—	—	—	—
488510	Freight transportation arrangement	274	2 387	10 558	31	19	3	4	5	—	—	—	—	—	—
4889	Other transportation support activities	(C)	(D)	(D)	6	2	—	3	—	1	—	—	—	—	—
48899	Other transportation support activities	(C)	(D)	(D)	6	2	—	3	—	1	—	—	—	—	—
488991	Packing & crating	(C)	(D)	(D)	6	2	—	3	—	1	—	—	—	—	—
492	Couriers & messengers	587	4 006	16 581	38	19	5	5	7	1	1	—	—	—	—
4921	Couriers	407	3 005	12 733	16	7	1	3	3	1	1	—	—	—	—
49211	Couriers	407	3 005	12 733	16	7	1	3	3	1	1	—	—	—	—
492110	Couriers	407	3 005	12 733	16	7	1	3	3	1	1	—	—	—	—
4922	Local messengers & local delivery	180	1 001	3 848	22	12	4	2	4	—	—	—	—	—	—
49221	Local messengers & local delivery	180	1 001	3 848	22	12	4	2	4	—	—	—	—	—	—
492210	Local messengers & local delivery	180	1 001	3 848	22	12	4	2	4	—	—	—	—	—	—
493	Warehousing & storage	(C)	(D)	(D)	17	6	3	5	3	—	—	—	—	—	—
4931	Warehousing & storage	(C)	(D)	(D)	17	6	3	5	3	—	—	—	—	—	—
49311	General warehousing & storage	118	817	3 242	12	4	3	4	1	—	—	—	—	—	—
493110	General warehousing & storage	118	817	3 242	12	4	3	4	1	—	—	—	—	—	—
49319	Other warehousing & storage	(B)	(D)	(D)	5	2	—	1	2	—	—	—	—	—	—
493190	Other warehousing & storage	(B)	(D)	(D)	5	2	—	1	2	—	—	—	—	—	—
<b>51</b>	<b>Information</b>	<b>9 896</b>	<b>109 833</b>	<b>453 683</b>	<b>371</b>	<b>183</b>	<b>61</b>	<b>37</b>	<b>48</b>	<b>20</b>	<b>15</b>	<b>4</b>	<b>3</b>		
511	Publishing industries	(H)	(D)	(D)	109	59	15	10	13	7	3	1	1	—	—
5111	Newspaper, periodical, book, database publishers	2 525	25 049	102 424	67	34	7	8	8	6	2	1	1	—	—
51111	Newspaper publishers	(G)	(D)	(D)	25	7	1	5	5	5	1	—	1	—	—
511110	Newspaper publishers	(G)	(D)	(D)	25	7	1	5	5	5	1	—	1	—	—
51112	Periodical publishers	(D)	(D)	(D)	17	9	4	—	3	1	—	—	—	—	—
511120	Periodical publishers	(C)	(D)	(D)	17	9	4	—	3	1	—	—	—	—	—
51113	Book publishers	(A)	(D)	(D)	8	8	—	—	—	—	—	—	—	—	—
511130	Book publishers	(A)	(D)	(D)	8	8	—	—	—	—	—	—	—	—	—
51114	Database and directory publishers	(D)	(D)	(D)	3	2	1	—	—	—	—	—	—	—	—
511140	Database and directory publishers	(A)	(D)	(D)	3	2	1	—	—	—	—	—	—	—	—
51119	Other publishers	(F)	(D)	(D)	14	8	1	3	—	—	1	1	—	—	—
511191	Greeting card publishers	(E)	(D)	(D)	1	—	—	—	—	—	—	1	—	—	—
511199	All other publishers	(C)	(D)	(D)	13	8	1	3	—	—	1	—	—	—	—
5112	Software publishers	(F)	(D)	(D)	42	25	8	2	5	1	1	—	—	—	—
51121	Software publishers	(F)	(D)	(D)	42	25	8	2	5	1	1	—	—	—	—
511210	Software publishers	(F)	(D)	(D)	42	25	8	2	5	1	1	—	—	—	—
512	Motion picture & sound recording industries	(F)	(D)	(D)	55	32	11	6	4	2	—	—	—	—	—
5121	Motion picture & video industries	(E)	(D)	(D)	48	25	11	6	4	2	—	—	—	—	—
51211	Motion picture & video production	(B)	(D)	(D)	19	16	3	—	—	—	—	—	—	—	—
512110	Motion picture & video production	(B)	(D)	(D)	19	16	3	—	—	—	—	—	—	—	—
51212	Motion picture & video distribution	(A)	(D)	(D)	1	—	1	—	—	—	—	—	—	—	—
512120	Motion picture & video distribution	(A)	(D)	(D)	1	—	1	—	—	—	—	—	—	—	—
51213	Motion picture & video exhibition	(E)	(D)	(D)	23	5	6	6	4	2	—	—	—	—	—
512131	Motion picture theaters (except drive-ins)	(D)	(D)	(D)	22	4	6	6	4	2	—	—	—	—	—
512132	Drive-in motion picture theaters	(A)	(D)	(D)	1	1	—	—	—	—	—	—	—	—	—
51219	Postprod & other movie & video industries	(A)	(D)	(D)	5	4	1	—	—	—	—	—	—	—	—
512191	Teleproduction & oth postproduction services	(A)	(D)	(D)	5	4	1	—	—	—	—	—	—	—	—
5122	Sound recording industries	(A)	(D)	(D)	7	7	—	—	—	—	—	—	—	—	—
51221	Record production	(A)	(D)	(D)	1	1	—	—	—	—	—	—	—	—	—
512210	Record production	(A)	(D)	(D)	1	1	—	—	—	—	—	—	—	—	—
51222	Integrated record production, distribution	(A)	(D)	(D)	1	1	—	—	—	—	—	—	—	—	—
512220	Integrated record production, distribution	(A)	(D)	(D)	1	1	—	—	—	—	—	—	—	—	—
51224	Sound recording studios	(A)	(D)	(D)	5	5	—	—	—	—	—	—	—	—	—
512240	Sound recording studios	(A)	(D)	(D)	5	5	—	—	—	—	—	—	—	—	—
513	Broadcasting & telecommunications	3 703	39 634	174 111	126	58	20	10	18	8	10	1	1	—	—
5131	Radio & television broadcasting	(G)	(D)	(D)	27	5	6	6	4	1	5	—	—	—	—
51311	Radio broadcasting	605	4 779	19 694	19	3	5	4	4	1	2	—	—	—	—
513112	Radio stations	605	4 779	19 694	19	3	5	4	4	1	2	—	—	—	—
51312	Television broadcasting	(E)	(D)	(D)	8	2	1	2	—	—	3	—	—	—	—
513120	Television broadcasting	(E)	(D)	(D)	8	2	1	2	—	—	3	—	—	—	—
5132	Cable networks & program distribution	(F)	(D)	(D)	6	4	—	—	1	—	—	—	1	—	—
51322	Cable & other program distribution	(F)	(D)	(D)	6	4	—	—	1	—	—	—	1	—	—
513220	Cable & other program distribution	(F)	(D)	(D)	6	4	—	—	1	—	—	—	1	—	—
5133	Telecommunications	2 048	23 997	99 393	93	49	14	4	13	7	5	1	—	—	—
51331	Wired telecommunications carriers	1 733	22 413	91 893	68	36	9	1	11	6	4	1	—	—	—
513310	Wired telecommunications carriers	1 733	22 413	91 893	68	36	9	1	11	6	4	1	—	—	—
51332	Wireless telecom carriers (exc satellite)	(E)	(D)	(D)	17	8	3	3	1	1	1	—	—	—	—
513321	Paging	(B)	(D)	(D)	4	1	—	2	—	1	—	—	—	—	—
513322	Cellular & other wireless telecommunications	(C)	(D)	(D)	13	7	3	1	1	—	1	—	—	—	—
51333	Telecommunications resellers	(A)	(D)	(D)	3	3	—	—	—	—	—	—	—	—	—
513330	Telecommunications resellers	(A)	(D)	(D)	3	3	—	—	—	—	—	—	—	—	—
51339	Other telecommunications	(B)	(D)	(D)	5	2	2	—	1	—	—	—	—	—	—
513390	Other telecommunications	(B)	(D)	(D)	5	2	2	—	1	—	—	—	—	—	—

Note: Employment-size classes are indicated as follows: A—0 to 19; B—20 to 99; C—100 to 249; E—250 to 499; F—500 to 999; G—1,000 to 2,499; H—2,500 to 4,999; I—5,000 to 9,999; J—10,000 to 24,999; K—25,000 to 49,999; L—50,000 to 99,999; M—100,000 or more.

**Table 2. The State—Employees, Payroll, and Establishments by Industry: 1999—Con.**

[Excludes most government employees, railroad employees, and self-employed persons. Size class 1 to 4 includes establishments with payroll, but no employees, during mid-March pay period. (D) denotes figures withheld to avoid disclosing data for individual companies; the data are included in broader industry totals. For explanation of terms, abbreviations, and data reliability/comparability, see introductory text]

NAICS code	Industry	Number of employees for week including March 12	Payroll (\$1,000)		Total number of establishments	Number of establishments by employment-size class									
			First quarter	Annual		1 to 4	5 to 9	10 to 19	20 to 49	50 to 99	100 to 249	250 to 499	500 to 999	1,000 or more	
<b>51</b>	<b>Information—Con.</b>														
514	Information & data processing services	2 640	36 321	137 705	81	34	15	11	13	3	2	2	1		
5141	Information services	(F)	(D)	(D)	48	18	14	9	6		1				
51411	News syndicates	(B)	(D)	(D)	2		1	1							
514110	News syndicates	(B)	(D)	(D)	2		1	1							
51412	Libraries & archives	(E)	(D)	(D)	30	8	10	6	5		1				
514120	Libraries & archives	(E)	(D)	(D)	30	8	10	6	5		1				
51419	Other information services	(B)	(D)	(D)	16	10	3	2	1						
514191	On-line information services	(B)	(D)	(D)	14	8	3	2	1						
514199	All other information services	(A)	(D)	(D)	2	2									
5142	Data processing services	(G)	(D)	(D)	33	16	1	2	7	3	1	2	1		
51421	Data processing services	(G)	(D)	(D)	33	16	1	2	7	3	1	2	1		
514210	Data processing services	(G)	(D)	(D)	33	16	1	2	7	3	1	2	1		
<b>52</b>	<b>Finance &amp; insurance</b>	<b>23 739</b>	<b>257 887</b>	<b>978 526</b>	<b>1 273</b>	<b>630</b>	<b>292</b>	<b>175</b>	<b>95</b>	<b>43</b>	<b>17</b>	<b>15</b>	<b>5</b>	<b>1</b>	
522	Credit intermediation & related activities	(J)	(D)	(D)	512	146	158	119	53	20	7	7	2		
5221	Depository credit intermediation	8 033	72 464	293 110	305	44	113	94	30	11	7	4	2		
52211	Commercial banking	6 183	59 544	237 445	201	22	81	67	15	4	6	4	2		
522110	Commercial banking	6 183	59 544	237 445	201	22	81	67	15	4	6	4	2		
52212	Savings institutions	892	6 891	29 504	39	3	16	12	4	3	1				
522120	Savings institutions	892	6 891	29 504	39	3	16	12	4	3	1				
52213	Credit unions	958	6 029	26 161	65	19	16	15	11	4					
522130	Credit unions	958	6 029	26 161	65	19	16	15	11	4					
5222	Nondepository credit intermediation	2 336	28 054	99 225	131	62	26	18	16	6		3			
52221	Credit card issuing	(B)	(D)	(D)	3	1		1	1						
522210	Credit card issuing	(B)	(D)	(D)	3	1		1	1						
52222	Sales financing	(E)	(D)	(D)	13	6	2	1	1	2		1			
522220	Sales financing	(E)	(D)	(D)	13	6	2	1	1	2		1			
52229	Other nondepository credit intermediation	1 838	17 743	69 671	115	55	24	16	14	4		2			
522291	Consumer lending	(C)	(D)	(D)	17	10	4	2	1						
522292	Real estate credit	1 681	16 389	63 610	85	35	18	13	13	4		2			
522293	International trade financing	(A)	(D)	(D)	1			1							
522294	Secondary market financing	(A)	(D)	(D)	1										
522298	All oth nondepository credit intermediation	35	254	1 101	11	9	2								
5223	Activities related to credit intermediation	(F)	(D)	(D)	76	40	19	7	7	3					
52231	Mortgage & nonmortgage brokers	(F)	(D)	(D)	62	29	18	5	7	3					
522310	Mortgage & nonmortgage brokers	(F)	(D)	(D)	62	29	18	5	7	3					
52232	Financial clearinghouse & reserve activities	(B)	(D)	(D)	6	5		1							
522320	Financial clearinghouse & reserve activities	(B)	(D)	(D)	6	5		1							
52239	Other credit intermediation activities	(B)	(D)	(D)	8	6	1	1							
522390	Other credit intermediation activities	(B)	(D)	(D)	8	6	1	1							
523	Security, commodity contracts & like activity	(H)	(D)	(D)	208	144	29	12	14	6	1	1	1		
5231	Scrtcy & comdty contracts intermed & brokerage	(G)	(D)	(D)	76	45	8	8	10	3	1	1			
52311	Investment banking & securities dealing	(B)	(D)	(D)	13	10	2	1							
523110	Investment banking & securities dealing	(B)	(D)	(D)	13	10	2	1							
52312	Securities brokerage	1 035	19 658	68 832	60	34	6	7	8	3	1	1			
523120	Securities brokerage	1 035	19 658	68 832	60	34	6	7	8	3	1	1			
52313	Commodity contracts dealing	(B)	(D)	(D)	2				2						
523130	Commodity contracts dealing	(B)	(D)	(D)	2				2						
52314	Commodity contracts brokerage	(A)	(D)	(D)	1	1									
523140	Commodity contracts brokerage	(A)	(D)	(D)	1	1									
5239	Other financial investment activities	1 695	21 603	71 788	132	99	21	4	4	3			1		
52391	Miscellaneous intermediation	(B)	(D)	(D)	16	13	2		1						
523910	Miscellaneous intermediation	(B)	(D)	(D)	16	13	2		1						
52392	Portfolio management	409	6 241	24 044	44	28	11	1	1	3					
523920	Portfolio management	409	6 241	24 044	44	28	11	1	1	3					
52393	Investment advice	139	2 216	8 908	46	39	5		2						
523930	Investment advice	139	2 216	8 908	46	39	5		2						
52399	All other financial investment activities	(G)	(D)	(D)	26	19	3	3					1		
523991	Trust, fiduciary & custody activities	(G)	(D)	(D)	24	17	3	3							
523999	Miscellaneous financial investment activities	(A)	(D)	(D)	2	2									
524	Insurance carriers & related activities	9 768	108 645	417 084	551	338	105	44	28	17	9	7	2	1	
5241	Insurance carriers	7 474	87 804	326 347	141	66	16	14	16	11	8	7	2	1	
52411	Direct life, health, medical insurance carriers	3 595	40 111	145 580	55	21	3	8	9	4	4	5	1		
524113	Direct life Insurance carriers	1 825	21 644	71 437	39	17	3	7	5	2	3	1	1		
524114	Direct health & medical insurance carriers	1 770	18 467	74 143	16	4		1	4	2	1	4			
52412	Other direct insurance carriers	(H)	(D)	(D)	85	44	13	6	7	7	4	2	1	1	
524126	Direct property & casualty insurance carriers	3 804	46 859	177 578	78	40	12	5	6	7	4	2	1	1	
524127	Direct title insurance carriers	(B)	(D)	(D)	7	4	1	1	1						
52413	Reinsurance carriers	(A)	(D)	(D)	1	1									
524130	Reinsurance carriers	(A)	(D)	(D)	1	1									
5242	Agencies & other insurance related activities	2 294	20 841	90 737	410	272	89	30	12	6	1				
52421	Insurance agencies & brokerages	1 826	15 492	71 400	353	235	79	25	10	4					
524210	Insurance agencies & brokerages	1 826	15 492	71 400	353	235	79	25	10	4					
52429	Other insurance related activities	468	5 349	19 337	57	37	10	5	2	2	1				
524291	Claims adjusting	(B)	(D)	(D)	27	20	5	2							
524292	Insurance & pension funds, third party admin	345	4 280	14 784	22	10	5	2	2	1					
524298	All other insurance related activities	(B)	(D)	(D)	8	7		1							
525	Funds, trusts, & other financial vehicles (part)	(A)	(D)	(D)	2	2									
5259	Other investment pools & funds	(A)	(D)	(D)	2	2									
52593	Real estate investment trusts	(A)	(D)	(D)	2	2									
525930	Real estate investment trusts	(A)	(D)	(D)	2	2									

Note: Employment-size classes are indicated as follows: A—0 to 19; B—20 to 99; C—100 to 249; E—250 to 499; F—500 to 999; G—1,000 to 2,499; H—2,500 to 4,999; I—5,000 to 9,999; J—10,000 to 24,999; K—25,000 to 49,999; L—50,000 to 99,999; M—100,000 or more.

**Table 2. The State—Employees, Payroll, and Establishments by Industry: 1999—Con.**

[Excludes most government employees, railroad employees, and self-employed persons. Size class 1 to 4 includes establishments with payroll, but no employees, during mid-March pay period. (D) denotes figures withheld to avoid disclosing data for individual companies; the data are included in broader industry totals. For explanation of terms, abbreviations, and data reliability/comparability, see introductory text.]

NAICS code	Industry	Number of employees for week including March 12	Payroll (\$1,000)		Total number of establishments	Number of establishments by employment-size class								
			First quarter	Annual		1 to 4	5 to 9	10 to 19	20 to 49	50 to 99	100 to 249	250 to 499	500 to 999	1,000 or more
<b>53</b>	<b>Real estate &amp; rental &amp; leasing</b>	<b>5 292</b>	<b>31 078</b>	<b>140 853</b>	<b>950</b>	<b>693</b>	<b>146</b>	<b>69</b>	<b>25</b>	<b>10</b>	<b>7</b>	—	—	—
531	Real estate	3 484	21 699	98 163	725	577	83	36	18	7	4	—	—	—
5311	Lessors of real estate	1 707	9 485	43 037	307	243	40	11	7	2	4	—	—	—
53111	Lessors of residential buildings & dwellings	844	5 116	22 874	144	117	14	7	3	1	2	—	—	—
531110	Lessors of residential buildings & dwellings	844	5 116	22 874	144	117	14	7	3	1	2	—	—	—
53112	Lessors of nonres bldg (exc miniwarehouses)	760	3 838	17 433	123	93	20	4	3	1	2	—	—	—
531120	Lessors of nonres bldg (exc miniwarehouses)	760	3 838	17 433	123	93	20	4	3	1	2	—	—	—
53113	Lessors of miniwarehouses & self storage units	(B)	(D)	(D)	14	13	1	—	—	—	—	—	—	—
531130	Lessors of miniwarehouses & self storage units	(B)	(D)	(D)	14	13	1	—	—	—	—	—	—	—
53119	Lessors of other real estate property	(B)	(D)	(D)	26	20	5	—	1	—	—	—	—	—
531190	Lessors of other real estate property	(B)	(D)	(D)	26	20	5	—	1	—	—	—	—	—
5312	Offices of real estate agents & brokers	685	4 638	20 738	240	205	23	7	5	—	—	—	—	—
53121	Offices of real estate agents & brokers	685	4 638	20 738	240	205	23	7	5	—	—	—	—	—
531210	Offices of real estate agents & brokers	685	4 638	20 738	240	205	23	7	5	—	—	—	—	—
5313	Activities related to real estate	1 092	7 576	34 388	178	129	20	18	6	5	—	—	—	—
53131	Real estate property managers	861	5 636	25 081	93	53	14	16	6	4	—	—	—	—
531311	Residential property managers	656	4 030	18 292	70	38	11	13	5	3	—	—	—	—
531312	Nonresidential property managers	205	1 606	6 789	23	15	3	3	1	1	—	—	—	—
53132	Offices of real estate appraisers	(C)	(D)	(D)	59	54	4	1	—	—	—	—	—	—
531320	Offices of real estate appraisers	(C)	(D)	(D)	59	54	4	1	—	—	—	—	—	—
53139	Other activities related to real estate	(C)	(D)	(D)	26	22	2	1	—	1	—	—	—	—
531390	Other activities related to real estate	(C)	(D)	(D)	26	22	2	1	—	1	—	—	—	—
532	Rental & leasing services	1 772	8 795	40 541	220	113	62	33	6	3	3	—	—	—
5321	Automotive equipment rental & leasing	765	4 321	19 527	50	29	9	4	3	2	3	—	—	—
53211	Passenger car rental & leasing	601	3 155	14 643	32	17	5	3	3	2	2	—	—	—
532111	Passenger car rental	601	3 155	14 643	32	17	5	3	3	2	2	—	—	—
53212	Truck, utility trailer & RV rental & leasing	164	1 166	4 884	18	12	4	1	—	—	1	—	—	—
532120	Truck, utility trailer & RV rental & leasing	164	1 166	4 884	18	12	4	1	—	—	1	—	—	—
5322	Consumer goods rental	797	3 084	14 366	125	61	36	25	2	1	—	—	—	—
53221	Consumer electronics & appliances rental	66	369	1 769	11	6	3	1	1	—	—	—	—	—
532210	Consumer electronics & appliances rental	66	369	1 769	11	6	3	1	1	—	—	—	—	—
53222	Formal wear & costume rental	26	90	416	15	15	—	—	—	—	—	—	—	—
532220	Formal wear & costume rental	26	90	416	15	15	—	—	—	—	—	—	—	—
53223	Video tape & disc rental	528	1 288	5 669	71	22	26	23	—	—	—	—	—	—
532230	Video tape & disc rental	528	1 288	5 669	71	22	26	23	—	—	—	—	—	—
53229	Other consumer goods rental	177	1 337	6 512	28	18	7	1	1	1	—	—	—	—
532291	Home health equipment rental	(B)	(D)	(D)	5	2	2	—	—	1	—	—	—	—
532292	Recreational goods rental	(A)	(D)	(D)	12	11	1	—	—	—	—	—	—	—
532299	All other consumer goods rental	(B)	(D)	(D)	11	5	4	1	1	—	—	—	—	—
5323	General rental centers	140	799	4 035	22	6	13	2	1	—	—	—	—	—
53231	General rental centers	140	799	4 035	22	6	13	2	1	—	—	—	—	—
532310	General rental centers	140	799	4 035	22	6	13	2	1	—	—	—	—	—
5324	Commercial, industrial equip rental & leasing	70	591	2 613	23	17	4	2	—	—	—	—	—	—
53241	Const, trans, mining equip rental & leasing	(B)	(D)	(D)	8	4	2	2	—	—	—	—	—	—
532411	Commercial trans equip (exc MV) rental, lease	(A)	(D)	(D)	1	1	—	—	—	—	—	—	—	—
532412	Const, mining, forestry equip rental & leasing	(B)	(D)	(D)	7	3	2	2	—	—	—	—	—	—
53242	Office machinery & equipment rental & leasing	(A)	(D)	(D)	1	1	—	—	—	—	—	—	—	—
532420	Office machinery & equipment rental & leasing	(A)	(D)	(D)	1	1	—	—	—	—	—	—	—	—
53249	Oth commercial, industrial equip rental, lease	(B)	(D)	(D)	14	12	2	—	—	—	—	—	—	—
532490	Oth commercial, industrial equip rental, lease	(B)	(D)	(D)	14	12	2	—	—	—	—	—	—	—
533	Lessors of other nonfinancial intangible asset	36	584	2 149	5	3	1	—	1	—	—	—	—	—
5331	Lessors of other nonfinancial intangible asset	36	584	2 149	5	3	1	—	1	—	—	—	—	—
53311	Lessors of other nonfinancial intangible asset	36	584	2 149	5	3	1	—	1	—	—	—	—	—
533110	Lessors of other nonfinancial intangible asset	36	584	2 149	5	3	1	—	1	—	—	—	—	—
<b>54</b>	<b>Professional, scientific &amp; technical services</b>	<b>16 762</b>	<b>150 000</b>	<b>695 406</b>	<b>2 636</b>	<b>1 886</b>	<b>391</b>	<b>215</b>	<b>98</b>	<b>30</b>	<b>13</b>	<b>2</b>	—	<b>1</b>
541	Professional, scientific & technical services	16 762	150 000	695 406	2 636	1 886	391	215	98	30	13	2	—	1
5411	Legal services	3 618	33 853	167 104	763	560	121	57	17	6	2	—	—	—
54111	Offices of lawyers	3 426	32 512	161 126	742	547	118	54	17	4	2	—	—	—
541110	Offices of lawyers	3 426	32 512	161 126	742	547	118	54	17	4	2	—	—	—
54119	Other legal services	192	1 341	5 978	21	13	3	3	—	2	—	—	—	—
541191	Title abstract & settlement offices	(C)	(D)	(D)	18	10	3	3	—	2	—	—	—	—
541199	All other legal services	(A)	(D)	(D)	3	3	—	—	—	—	—	—	—	—
5412	Accounting, tax prep, bookkeep, payroll services	3 775	24 145	107 475	383	268	67	23	18	3	2	1	—	1
54121	Accounting, tax prep, bookkeep, payroll services	3 775	24 145	107 475	383	268	67	23	18	3	2	1	—	1
541211	Offices of certified public accountants	1 282	11 238	48 659	236	155	53	15	11	2	—	—	—	—
541213	Tax preparation services	367	832	2 229	32	25	2	2	—	—	1	—	—	—
541214	Payroll services	1 555	9 162	41 492	16	6	3	2	3	—	1	—	—	1
541219	Other accounting services	571	2 913	15 095	99	82	9	4	2	1	—	—	—	—

Note: Employment-size classes are indicated as follows: A—0 to 19; B—20 to 99; C—100 to 249; E—250 to 499; F—500 to 999; G—1,000 to 2,499; H—2,500 to 4,999; I—5,000 to 9,999; J—10,000 to 24,999; K—25,000 to 49,999; L—50,000 to 99,999; M—100,000 or more.

**Table 2. The State—Employees, Payroll, and Establishments by Industry: 1999—Con.**

[Excludes most government employees, railroad employees, and self-employed persons. Size class 1 to 4 includes establishments with payroll, but no employees, during mid-March pay period. (D) denotes figures withheld to avoid disclosing data for individual companies; the data are included in broader industry totals. For explanation of terms, abbreviations, and data reliability/comparability, see introductory text]

NAICS code	Industry	Number of employees for week including March 12	Payroll (\$1,000)		Total number of establishments	Number of establishments by employment-size class										
			First quarter	Annual		1 to 4	5 to 9	10 to 19	20 to 49	50 to 99	100 to 249	250 to 499	500 to 999	1,000 or more		
<b>54</b>	<b>Professional, scientific &amp; technical services—Con.</b>															
541	Professional, scientific & technical services—Con.															
5413	Architectural, engineering & related services . . . . .	3 506	34 904	159 575	390	248	63	40	26	9	3	1	—	—	—	
54131	Architectural services . . . . .	551	5 587	25 103	83	55	15	8	4	—	1	—	—	—		
541310	Architectural services . . . . .	551	5 587	25 103	83	55	15	8	4	—	1	—	—			
54132	Landscape architectural services . . . . .	99	414	2 339	34	28	4	2	—	—	—	—	—			
541320	Landscape architectural services . . . . .	99	414	2 339	34	28	4	2	—	—	—	—				
54133	Engineering services . . . . .	2 527	26 528	121 230	205	118	29	27	19	9	2	1	—			
541330	Engineering services . . . . .	2 527	26 528	121 230	205	118	29	27	19	9	2	1	—			
54134	Drafting services . . . . .	(A)	(D)	(D)	5	5	—	—	—	—	—	—	—			
541340	Drafting services . . . . .	(A)	(D)	(D)	5	5	—	—	—	—	—	—				
54135	Building inspection services . . . . .	(A)	(D)	(D)	11	10	1	—	—	—	—	—				
541350	Building inspection services . . . . .	(A)	(D)	(D)	11	10	1	—	—	—	—	—				
54137	Surveying, mapping (exc geophysical) services . . . . .	147	992	4 073	31	18	11	1	1	—	—	—	—			
541370	Surveying, mapping (exc geophysical) services . . . . .	147	992	4 073	31	18	11	1	1	—	—	—				
54138	Testing laboratories . . . . .	159	1 234	6 019	21	14	3	2	2	—	—	—				
541380	Testing laboratories . . . . .	159	1 234	6 019	21	14	3	2	2	—	—	—				
5414	Specialized design services . . . . .	431	3 230	14 409	134	107	18	8	1	—	—	—				
54141	Interior design services . . . . .	128	1 049	4 570	33	26	4	2	1	—	—	—				
541410	Interior design services . . . . .	128	1 049	4 570	33	26	4	2	1	—	—					
54142	Industrial design services . . . . .	(B)	(D)	(D)	7	6	—	1	—	—	—	—				
541420	Industrial design services . . . . .	(B)	(D)	(D)	7	6	—	1	—	—	—					
54143	Graphic design services . . . . .	269	1 989	8 818	87	68	14	5	—	—	—	—				
541430	Graphic design services . . . . .	269	1 989	8 818	87	68	14	5	—	—	—					
54149	Other specialized design services . . . . .	(A)	(D)	(D)	7	7	—	—	—	—	—	—				
541490	Other specialized design services . . . . .	(A)	(D)	(D)	7	7	—	—	—	—	—					
5415	Computer systems design & related services . . . . .	1 938	24 921	114 417	303	221	34	29	12	2	5	—				
54151	Computer systems design & related services . . . . .	1 938	24 921	114 417	303	221	34	29	12	2	5	—				
541511	Custom computer programming services . . . . .	449	5 212	23 424	119	92	14	8	5	—	—	—				
541512	Computer systems design services . . . . .	1 237	17 077	77 145	138	92	17	16	7	2	4	—				
541513	Computer facilities management services . . . . .	164	1 984	8 352	6	1	3	—	—	1	—	—				
541519	Other computer related services . . . . .	88	648	5 496	40	36	2	2	—	—	—					
5416	Management, sci & tech consulting services . . . . .	1 301	11 571	53 061	281	228	23	14	11	5	—	—				
54161	Management consulting services . . . . .	1 071	9 669	43 937	211	169	19	10	8	5	—	—				
541611	Admin & gen management consulting services . . . . .	341	3 446	14 809	93	80	7	3	2	1	—	—				
541612	Human res & exec search consulting services . . . . .	509	4 372	19 925	61	41	9	4	3	4	—	—				
541613	Marketing consulting services . . . . .	171	1 557	7 388	46	39	3	2	—	—	—					
541614	Process, phys dist & log consulting services . . . . .	(B)	(D)	(D)	5	3	—	1	1	—	—					
541618	Other management consulting services . . . . .	(A)	(D)	(D)	6	6	—	—	—	—	—					
54162	Environmental consulting services . . . . .	102	971	4 757	22	18	1	2	—	—	—					
541620	Environmental consulting services . . . . .	102	971	4 757	22	18	1	2	—	—	—					
54169	Oth scientific & technical consulting services . . . . .	128	931	4 367	48	41	3	3	1	—	—					
541690	Oth scientific & technical consulting services . . . . .	128	931	4 367	48	41	3	3	1	—	—					
5417	Scientific R&D services . . . . .	489	5 905	25 096	47	24	10	8	3	1	1	—				
54171	R&D in physical, engineering & life sciences . . . . .	(E)	(D)	(D)	37	19	7	8	1	1	1	—				
541710	R&D in physical, engineering & life sciences . . . . .	(E)	(D)	(D)	37	19	7	8	1	1	1	—				
54172	R&D in social sciences & humanities . . . . .	(B)	(D)	(D)	10	5	3	—	2	—	—					
541720	R&D in social sciences & humanities . . . . .	(B)	(D)	(D)	10	5	3	—	2	—	—					
5418	Advertising & related services . . . . .	718	5 675	29 179	143	104	19	13	4	3	—	—				
54181	Advertising agencies . . . . .	294	2 901	16 959	56	41	7	4	3	1	—	—				
541810	Advertising agencies . . . . .	294	2 901	16 959	56	41	7	4	3	1	—					
54182	Public relations agencies . . . . .	66	489	2 331	22	18	3	1	—	—	—					
541820	Public relations agencies . . . . .	66	489	2 331	22	18	3	1	—	—						
54183	Media buying agencies . . . . .	36	335	1 941	4	2	—	1	1	—	—					
541830	Media buying agencies . . . . .	36	335	1 941	4	2	—	1	1	—						
54184	Media representatives . . . . .	(A)	(D)	(D)	6	6	—	—	—	—	—					
541840	Media representatives . . . . .	(A)	(D)	(D)	6	6	—	—	—	—						
54185	Display advertising . . . . .	(B)	(D)	(D)	7	4	1	2	—	—	—					
541850	Display advertising . . . . .	(B)	(D)	(D)	7	4	1	2	—	—						
54186	Direct mail advertising . . . . .	(C)	(D)	(D)	8	5	1	—	2	—	—					
541860	Direct mail advertising . . . . .	(C)	(D)	(D)	8	5	1	—	2	—						
54189	Other services related to advertising . . . . .	147	1 218	4 596	40	28	7	5	—	—	—					
541890	Other services related to advertising . . . . .	147	1 218	4 596	40	28	7	5	—	—						
5419	Oth professional, scientific, technical services . . . . .	986	5 796	25 090	192	126	36	23	6	1	—	—				
54191	Marketing research & public opinion polling . . . . .	86	783	2 826	12	7	2	2	1	—	—					
541910	Marketing research & public opinion polling . . . . .	86	783	2 826	12	7	2	2	1	—						
54192	Photographic services . . . . .	(E)	(D)	(D)	79	64	10	4	—	1	—					
541921	Photography studios, portrait . . . . .	228	885	3 764	58	46	7	4	—	1	—					
541922	Commercial photography . . . . .	(B)	(D)	(D)	21	18	3	—	—	—	—					
54193	Translation & interpretation services . . . . .	(A)	(D)	(D)	5	5	—	—	—	—	—					
541930	Translation & interpretation services . . . . .	(A)	(D)	(D)	5	5	—	—	—	—						
54194	Veterinary services . . . . .	501	2 717	12 263	59	20	19	16	4	—	—					
541940	Veterinary services . . . . .	501	2 717	12 263	59	20	19	16	4	—						
54199	All oth prof, scientific & technical services . . . . .	106	931	4 355	37	30	5	1	1	—	—					
541990	All oth prof, scientific & technical services . . . . .	106	931	4 355	37	30	5	1	1	—						
<b>55</b>	<b>Management of companies &amp; enterprises . . . . .</b>	<b>10 292</b>	<b>225 596</b>	<b>607 494</b>	<b>126</b>	<b>35</b>	<b>20</b>	<b>19</b>	<b>20</b>	<b>11</b>	<b>12</b>	<b>5</b>	<b>2</b>	<b>2</b>		

Note: Employment-size classes are indicated as follows: A—0 to 19; B—20 to 99; C—100 to 249; E—250 to 499; F—500 to 999; G—1,000 to 2,499; H—2,500 to 4,999; I—5,000 to 9,999; J—10,000 to 24,999; K—25,000 to 49,999; L—50,000 to 99,999; M—100,000 or more.

**Table 2. The State—Employees, Payroll, and Establishments by Industry: 1999—Con.**

[Excludes most government employees, railroad employees, and self-employed persons. Size class 1 to 4 includes establishments with payroll, but no employees, during mid-March pay period. (D) denotes figures withheld to avoid disclosing data for individual companies; the data are included in broader industry totals. For explanation of terms, abbreviations, and data reliability/comparability, see introductory text]

NAICS code	Industry	Number of employees for week including March 12	Payroll (\$1,000)		Total number of establishments	Number of establishments by employment-size class									
			First quarter	Annual		1 to 4	5 to 9	10 to 19	20 to 49	50 to 99	100 to 249	250 to 499	500 to 999	1,000 or more	
<b>55</b>	<b>Management of companies &amp; enterprises—Con.</b>														
551	Management of companies & enterprises . . . . .	10 292	225 596	607 494	126	35	20	19	20	11	12	5	2	2	
5511	Management of companies & enterprises . . . . .	10 292	225 596	607 494	126	35	20	19	20	11	12	5	2	2	
55111	Management of companies & enterprises . . . . .	10 292	225 596	607 494	126	35	20	19	20	11	12	5	2	2	
551112	Offices of other holding companies . . . . .	579	7 574	30 579	25	11	6	4	2	1	—	1	—	—	
551114	Corp, subsidiary & regional managing offices . . . . .	9 713	218 022	576 915	101	24	14	15	18	10	12	4	2	2	
<b>56</b>	<b>Admin, support, waste mgt, remediation services</b>	<b>29 455</b>	<b>138 223</b>	<b>632 932</b>	<b>1 604</b>	<b>1 031</b>	<b>241</b>	<b>130</b>	<b>95</b>	<b>41</b>	<b>43</b>	<b>19</b>	<b>3</b>	<b>1</b>	
561	Administrative & support services . . . . .	28 206	128 010	586 470	1 518	980	229	119	89	38	40	19	3	1	
5611	Office administrative services . . . . .	1 732	16 753	75 524	90	41	23	13	7	4	—	1	1	—	
56111	Office administrative services . . . . .	1 732	16 753	75 524	90	41	23	13	7	4	—	1	1	—	
561110	Office administrative services . . . . .	1 732	16 753	75 524	90	41	23	13	7	4	—	1	1	—	
5612	Facilities support services . . . . .	(E)	(D)	(D)	13	6	2	2	1	—	2	—	—	—	
56121	Facilities support services . . . . .	(E)	(D)	(D)	13	6	2	2	1	—	2	—	—	—	
561210	Facilities support services . . . . .	(E)	(D)	(D)	13	6	2	2	1	—	2	—	—	—	
5613	Employment services . . . . .	13 975	54 702	252 508	165	57	12	12	30	18	26	8	1	1	
56131	Employment placement agencies . . . . .	(G)	(D)	(D)	44	23	3	5	9	—	4	—	—	—	
561310	Employment placement agencies . . . . .	(G)	(D)	(D)	44	23	3	5	9	—	4	—	—	—	
56132	Temporary help services . . . . .	8 547	26 953	121 273	109	31	8	5	20	15	21	8	1	—	
561320	Temporary help services . . . . .	8 547	26 953	121 273	109	31	8	5	20	15	21	8	1	—	
56133	Employee leasing services . . . . .	(H)	(D)	(D)	12	3	1	2	1	3	1	—	—	1	
561330	Employee leasing services . . . . .	(H)	(D)	(D)	12	3	1	2	1	3	1	—	—	1	
5614	Business support services . . . . .	(G)	(D)	(D)	116	68	18	14	8	7	—	1	—	—	
56141	Document preparation services . . . . .	(E)	(D)	(D)	21	11	4	1	3	2	—	—	—	—	
561410	Document preparation services . . . . .	(E)	(D)	(D)	21	11	4	1	3	2	—	—	—	—	
56142	Telephone call centers . . . . .	(F)	(D)	(D)	23	13	2	5	1	—	—	1	—	—	
561421	Telephone answering services . . . . .	(C)	(D)	(D)	18	11	2	4	1	—	—	—	—	—	
561422	Telemarketing bureaus . . . . .	(E)	(D)	(D)	5	2	—	—	—	1	—	—	—	—	
56143	Business service centers . . . . .	309	1 728	7 178	31	18	3	7	1	2	—	—	—	—	
561431	Private mail centers . . . . .	(B)	(D)	(D)	14	13	1	—	—	—	—	—	—	—	
561439	Oth business service centers (incl copy shops) . . . . .	(E)	(D)	(D)	17	5	2	7	1	2	—	—	—	—	
56144	Collection agencies . . . . .	(A)	(D)	(D)	5	3	2	—	—	—	—	—	—	—	
561440	Collection agencies . . . . .	(A)	(D)	(D)	5	3	2	—	—	—	—	—	—	—	
56145	Credit bureaus . . . . .	(C)	(D)	(D)	13	8	2	—	1	2	—	—	—	—	
561450	Credit bureaus . . . . .	(C)	(D)	(D)	13	8	2	—	1	2	—	—	—	—	
56149	Other business support services . . . . .	(C)	(D)	(D)	23	15	5	1	2	—	—	—	—	—	
561491	Repossession services . . . . .	(A)	(D)	(D)	3	3	—	—	—	—	—	—	—	—	
561492	Court reporting & stenotype services . . . . .	18	124	510	7	5	—	—	—	—	—	—	—	—	
561499	All other business support services . . . . .	(C)	(D)	(D)	13	7	3	1	2	—	—	—	—	—	
5615	Travel arrangement & reservation services . . . . .	1 795	11 883	46 592	155	102	28	15	7	1	—	1	1	—	
56151	Travel agencies . . . . .	552	2 865	11 941	123	87	23	8	5	—	—	—	—	—	
561510	Travel agencies . . . . .	552	2 865	11 941	123	87	23	8	5	—	—	—	—	—	
56152	Tour operators . . . . .	(F)	(D)	(D)	10	6	3	—	—	—	—	1	—	—	
561520	Tour operators . . . . .	(F)	(D)	(D)	10	6	3	—	—	—	—	1	—	—	
56159	Oth travel arrangement & reservation services . . . . .	(F)	(D)	(D)	22	9	2	7	2	1	—	—	1	—	
561591	Convention and visitors bureaus . . . . .	(B)	(D)	(D)	7	3	1	2	1	—	—	—	—	—	
561599	All oth travel arrange & reservation services . . . . .	(F)	(D)	(D)	15	6	1	5	1	1	—	—	1	—	
5616	Investigation & security services . . . . .	2 381	7 718	33 410	98	58	13	9	9	3	4	2	—	—	
56161	Investigation, guard & armored car services . . . . .	2 022	5 781	24 765	49	27	5	4	4	3	4	2	—	—	
561611	Investigation services . . . . .	112	447	1 858	23	17	1	3	2	—	—	—	—	—	
561612	Security guards & patrol services . . . . .	1 622	4 263	18 574	23	10	4	1	2	3	2	—	—	—	
561613	Armored car services . . . . .	285	1 071	4 333	3	—	—	—	1	1	1	—	—	—	
56162	Security systems services . . . . .	359	1 937	8 645	49	31	8	5	5	—	—	—	—	—	
561621	Security systems services (except locksmiths) . . . . .	(E)	(D)	(D)	32	18	4	5	5	—	—	—	—	—	
561622	Locksmiths . . . . .	(B)	(D)	(D)	17	13	4	—	—	—	—	—	—	—	
5617	Services to buildings & dwellings . . . . .	5 161	16 940	94 275	783	586	112	48	23	4	5	5	—	—	
56171	Exterminating & pest control services . . . . .	241	1 231	6 557	37	26	4	4	2	1	—	—	—	—	
561710	Exterminating & pest control services . . . . .	241	1 231	6 557	37	26	4	4	2	1	—	—	—	—	
56172	Janitorial services . . . . .	3 546	10 617	50 056	249	155	45	24	13	3	4	5	—	—	
561720	Janitorial services . . . . .	3 546	10 617	50 056	249	155	45	24	13	3	4	5	—	—	
56173	Landscaping services . . . . .	1 177	4 254	33 337	452	372	56	17	6	—	1	—	—	—	
561730	Landscaping services . . . . .	1 177	4 254	33 337	452	372	56	17	6	—	1	—	—	—	
56174	Carpet & upholstery cleaning services . . . . .	110	342	2 055	26	21	3	1	1	—	—	—	—	—	
561740	Carpet & upholstery cleaning services . . . . .	110	342	2 055	26	21	3	1	1	—	—	—	—	—	
56179	Other services to buildings & dwellings . . . . .	87	496	2 270	19	12	4	2	1	—	—	—	—	—	
561790	Other services to buildings & dwellings . . . . .	87	496	2 270	19	12	4	2	1	—	—	—	—	—	
5619	Other support services . . . . .	1 299	9 811	43 516	98	62	21	6	4	1	3	1	—	—	
56191	Packaging & labeling services . . . . .	670	4 744	20 359	12	5	2	1	1	1	1	1	—	—	
561910	Packaging & labeling services . . . . .	670	4 744	20 359	12	5	2	1	1	1	1	1	—	—	
56192	Convention & trade show organizers . . . . .	75	590	2 921	15	9	4	2	—	—	—	—	—	—	
561920	Convention & trade show organizers . . . . .	75	590	2 921	15	9	4	2	—	—	—	—	—	—	
56199	All other support services . . . . .	554	4 477	20 236	71	48	15	3	3	—	2	—	—	—	
561990	All other support services . . . . .	554	4 477	20 236	71	48	15	3	3	—	2	—	—	—	
562	Waste management & remediation services . . . . .	1 249	10 213	46 462	86	51	12	11	6	3	3	—	—	—	
5621	Waste collection . . . . .	(E)	(D)	(D)	33	23	4	3	1	1	1	—	—	—	
56211	Waste collection . . . . .	(E)	(D)	(D)	33	23	4	3	1	1	1	—	—	—	
562111	Solid waste collection . . . . .	(E)	(D)	(D)	26	18	3	3	—	1	1	—	—	—	
562119	Other waste collection . . . . .	(B)	(D)	(D)	7	5	1	—	1	—	—	—	—	—	
5622	Waste treatment & disposal . . . . .	466	4 492	17 266	15	5	4	1	2	2	1	—	—	—	
56221	Waste treatment & disposal . . . . .	466	4 492	17 266	15	5	4	1	2	2	1	—	—	—	
562211	Hazardous waste treatment & disposal . . . . .	(B)	(D)	(D)	2	—	1	—	1	—	—	—	—	—	
562212	Solid waste landfill . . . . .	362	3 353	12 645	10	4	2	1	—	2	1	—	—	—	
562213	Solid waste combustors & incinerators . . . . .	(B)	(D)	(D)	1	—	—	—	1	—	—	—	—	—	
562219	Other nonhazardous waste treatment & disposal . . . . .	(A)	(D)	(D)	2	1	1	—	—	—	—	—	—	—	

Note: Employment-size classes are indicated as follows: A—0 to 19; B—20 to 99; C—100 to 249; E—250 to 499; F—500 to 999; G—1,000 to 2,499; H—2,500 to 4,999; I—5,000 to 9,999; J—10,000 to 24,999; K—25,000 to 49,999; L—50,000 to 99,999; M—100,000 or more.

**Table 2. The State—Employees, Payroll, and Establishments by Industry: 1999—Con.**

[Excludes most government employees, railroad employees, and self-employed persons. Size class 1 to 4 includes establishments with payroll, but no employees, during mid-March pay period. (D) denotes figures withheld to avoid disclosing data for individual companies; the data are included in broader industry totals. For explanation of terms, abbreviations, and data reliability/comparability, see introductory text]

NAICS code	Industry	Number of employees for week including March 12	Payroll (\$1,000)		Total number of establishments	Number of establishments by employment-size class										
			First quarter	Annual		1 to 4	5 to 9	10 to 19	20 to 49	50 to 99	100 to 249	250 to 499	500 to 999	1,000 or more		
<b>56</b>	<b>Admin, support, waste mgt, remediation services—Con.</b>															
562	Waste management & remediation services—Con.															
5629	Remediation & oth waste management services	(E)	(D)	(D)	38	23	4	7	3	—	1	—	—	—	—	—
56291	Remediation services	110	743	4 066	13	7	1	4	1	—	—	—	—	—	—	—
562910	Remediation services	110	743	4 066	13	7	1	4	1	—	—	—	—	—	—	—
56292	Materials recovery facilities	(B)	(D)	(D)	4	1	1	1	1	—	—	—	—	—	—	—
562920	Materials recovery facilities	(B)	(D)	(D)	4	1	1	1	1	—	—	—	—	—	—	—
56299	All other waste management services	230	1 949	10 636	21	15	2	2	1	—	1	—	—	—	—	—
562991	Septic tank & related services	(B)	(D)	(D)	18	14	1	2	1	—	—	—	—	—	—	—
562998	All other miscellaneous waste management	(C)	(D)	(D)	3	1	1	—	—	—	1	—	—	—	—	—
<b>61</b>	<b>Educational services</b>	<b>19 369</b>	<b>103 612</b>	<b>461 075</b>	<b>300</b>	<b>142</b>	<b>43</b>	<b>33</b>	<b>46</b>	<b>14</b>	<b>13</b>	<b>1</b>	<b>3</b>	<b>5</b>		
611	Educational services	19 369	103 612	461 075	300	142	43	33	46	14	13	1	3	5		
6111	Elementary & secondary schools	4 295	21 806	94 185	82	9	6	14	29	10	13	1	—	—	—	—
61111	Elementary & secondary schools	4 295	21 806	94 185	82	9	6	14	29	10	13	1	—	—	—	—
611110	Elementary & secondary schools	4 295	21 806	94 185	82	9	6	14	29	10	13	1	—	—	—	—
6112	Junior colleges	(F)	(D)	(D)	2	—	—	1	—	—	—	—	1	—	—	—
61121	Junior colleges	(F)	(D)	(D)	2	—	—	1	—	—	—	—	1	—	—	—
611210	Junior colleges	(F)	(D)	(D)	2	—	—	1	—	—	—	—	1	—	—	—
6113	Colleges, universities & professional schools	13 251	73 105	328 511	14	3	—	3	1	—	—	—	2	5		
61131	Colleges, universities & professional schools	13 251	73 105	328 511	14	3	—	3	1	—	—	—	2	5		
611310	Colleges, universities & professional schools	13 251	73 105	328 511	14	3	—	3	1	—	—	—	2	5		
6114	Business schools & computer & mgt training	250	1 689	7 752	25	10	8	2	4	1	—	—	—	—	—	—
61141	Business & secretarial schools	164	1 029	4 454	11	2	4	2	2	1	—	—	—	—	—	—
611410	Business & secretarial schools	164	1 029	4 454	11	2	4	2	2	1	—	—	—	—	—	—
61142	Computer training	60	492	2 383	7	4	1	—	2	—	—	—	—	—	—	—
611420	Computer training	60	492	2 383	7	4	1	—	2	—	—	—	—	—	—	—
61143	Professional, management development training	26	168	915	7	4	3	—	—	—	—	—	—	—	—	—
611430	Professional, management development training	26	168	915	7	4	3	—	—	—	—	—	—	—	—	—
6115	Technical & trade schools	(C)	(D)	(D)	33	21	5	5	1	1	—	—	—	—	—	—
61151	Technical & trade schools	(C)	(D)	(D)	33	21	5	5	1	1	—	—	—	—	—	—
611511	Cosmetology & barber schools	(B)	(D)	(D)	7	2	3	2	—	—	—	—	—	—	—	—
611512	Flight training	(A)	(D)	(D)	2	2	—	—	—	—	—	—	—	—	—	—
611513	Apprenticeship training	(A)	(D)	(D)	2	1	—	1	—	—	—	—	—	—	—	—
611519	Other technical & trade schools	160	808	3 544	22	16	2	2	1	1	—	—	—	—	—	—
6116	Other schools & instruction	709	2 086	9 919	123	84	20	11	7	1	—	—	—	—	—	—
61161	Fine arts schools	(C)	(D)	(D)	40	26	8	4	2	—	—	—	—	—	—	—
611610	Fine arts schools	(C)	(D)	(D)	40	26	8	4	2	—	—	—	—	—	—	—
61162	Sports & recreation instruction	(B)	(D)	(D)	38	30	7	1	—	—	—	—	—	—	—	—
611620	Sports & recreation instruction	(B)	(D)	(D)	38	30	7	1	—	—	—	—	—	—	—	—
61163	Language schools	(A)	(D)	(D)	2	—	1	1	—	—	—	—	—	—	—	—
611630	Language schools	(A)	(D)	(D)	2	—	1	1	—	—	—	—	—	—	—	—
61169	All other schools & instruction	352	1 183	5 432	43	28	4	5	5	1	—	—	—	—	—	—
611691	Exam preparation & tutoring	(C)	(D)	(D)	15	8	2	3	—	—	—	—	—	—	—	—
611692	Automobile driving schools	(A)	(D)	(D)	6	5	1	—	—	—	—	—	—	—	—	—
611699	All other miscellaneous schools & instruction	221	937	4 225	22	15	1	3	2	1	—	—	—	—	—	—
6117	Educational support services	(C)	(D)	(D)	21	15	4	—	2	—	—	—	—	—	—	—
61171	Educational support services	(C)	(D)	(D)	21	15	4	—	2	—	—	—	—	—	—	—
611710	Educational support services	(C)	(D)	(D)	21	15	4	—	2	—	—	—	—	—	—	—
<b>62</b>	<b>Health care and social assistance</b>	<b>64 633</b>	<b>433 581</b>	<b>1 888 124</b>	<b>2 706</b>	<b>1 169</b>	<b>617</b>	<b>428</b>	<b>270</b>	<b>111</b>	<b>83</b>	<b>14</b>	<b>6</b>	<b>8</b>		
621	Ambulatory health care services	18 381	149 157	671 179	1 816	946	454	229	122	46	17	1	—	—	—	—
6211	Offices of physicians	6 524	72 932	338 995	827	482	185	100	48	9	2	—	1	—	—	—
62111	Offices of physicians	6 524	72 932	338 995	827	482	185	100	48	9	2	—	1	—	—	—
621111	Offices of physicians (exc mental health)	6 399	71 758	333 419	785	450	178	97	48	9	2	—	1	—	—	—
621112	Offices of physicians, mental health	125	1 174	5 576	42	32	7	3	—	—	—	—	—	—	—	—
6212	Offices of dentists	2 753	17 616	82 944	411	158	172	69	12	—	—	—	—	—	—	—
62121	Offices of dentists	2 753	17 616	82 944	411	158	172	69	12	—	—	—	—	—	—	—
621210	Offices of dentists	2 753	17 616	82 944	411	158	172	69	12	—	—	—	—	—	—	—
6213	Offices of other health practitioners	1 579	10 173	42 560	308	217	65	15	9	1	1	—	—	—	—	—
62131	Offices of chiropractors	288	1 395	6 304	91	71	20	—	—	—	—	—	—	—	—	—
621310	Offices of chiropractors	288	1 395	6 304	91	71	20	—	—	—	—	—	—	—	—	—
62132	Offices of optometrists	329	1 880	8 615	81	51	24	6	—	—	—	—	—	—	—	—
621320	Offices of optometrists	329	1 880	8 615	81	51	24	6	—	—	—	—	—	—	—	—
62133	Offices of other mental health practitioners	60	436	1 785	25	20	5	—	—	—	—	—	—	—	—	—
621330	Offices of other mental health practitioners	60	436	1 785	25	20	5	—	—	—	—	—	—	—	—	—
62134	Offices of PT, OT, speech therapy & audiology	574	4 747	18 090	44	25	5	6	7	—	1	—	—	—	—	—
621340	Offices of PT, OT, speech therapy & audiology	574	4 747	18 090	44	25	5	6	7	—	1	—	—	—	—	—
62139	Offices of all other health practitioners	328	1 715	7 766	67	50	11	3	2	1	—	—	—	—	—	—
621391	Offices of podiatrists	188	1 158	5 299	43	30	9	3	1	—	—	—	—	—	—	—
621399	Offices of all other misc health practitioners	140	557	2 467	24	20	2	—	1	1	—	—	—	—	—	—
6214	Outpatient care centers	2 998	23 639	101 796	98	17	9	23	32	13	4	—	—	—	—	—
62141	Family planning centers	(B)	(D)	(D)	2	—	1	—	1	—	—	—	—	—	—	—
621410	Family planning centers	(B)	(D)	(D)	2	—	1	—	1	—	—	—	—	—	—	—
62142	Outpatient mental health, substance abuse ctrs	(G)	(D)	(D)	35	6	3	9	10	6	1	—	—	—	—	—
621420	Outpatient mental health, substance abuse ctrs	(G)	(D)	(D)	35	6	3	9	10	6	1	—	—	—	—	—

Note: Employment-size classes are indicated as follows: A—0 to 19; B—20 to 99; C—100 to 249; E—250 to 499; F—500 to 999; G—1,000 to 2,499; H—2,500 to 4,999; I—5,000 to 9,999; J—10,000 to 24,999; K—25,000 to 49,999; L—50,000 to 99,999; M—100,000 or more.



**Table 2. The State—Employees, Payroll, and Establishments by Industry: 1999—Con.**

[Excludes most government employees, railroad employees, and self-employed persons. Size class 1 to 4 includes establishments with payroll, but no employees, during mid-March pay period. (D) denotes figures withheld to avoid disclosing data for individual companies; the data are included in broader industry totals. For explanation of terms, abbreviations, and data reliability/comparability, see introductory text]

NAICS code	Industry	Number of employees for week including March 12	Payroll (\$1,000)		Total number of establishments	Number of establishments by employment-size class								
			First quarter	Annual		1 to 4	5 to 9	10 to 19	20 to 49	50 to 99	100 to 249	250 to 499	500 to 999	1,000 or more
<b>62</b>	<b>Health care and social assistance—Con.</b>													
621	Ambulatory health care services—Con.													
6214	Outpatient care centers—Con.													
62149	Other outpatient care centers .....	1 908	16 459	70 082	61	11	5	14	21	7	3	—	—	—
621491	HMO medical centers .....	(E)	(D)	(D)	4	1	—	—	1	—	2	—	—	—
621492	Kidney dialysis centers .....	(E)	(D)	(D)	9	—	—	3	5	1	—	—	—	—
621493	Freestanding ambulatory surgery, emergency ctr .....	338	2 444	10 439	18	3	3	5	6	1	—	—	—	—
621498	All other outpatient care centers .....	894	8 128	35 047	30	7	2	6	9	5	1	—	—	—
6215	Medical & diagnostic laboratories .....	704	6 717	30 248	81	50	12	12	3	3	1	—	—	—
62151	Medical & diagnostic laboratories .....	704	6 717	30 248	81	50	12	12	3	3	1	—	—	—
621511	Medical laboratories .....	385	2 319	9 356	51	35	8	5	1	1	1	—	—	—
621512	Diagnostic Imaging centers .....	319	4 398	20 892	30	15	4	7	2	2	—	—	—	—
6216	Home health care services .....	3 233	14 843	60 483	65	13	7	6	11	19	8	1	—	—
62161	Home health care services .....	3 233	14 843	60 483	65	13	7	6	11	19	8	1	—	—
621610	Home health care services .....	3 233	14 843	60 483	65	13	7	6	11	19	8	1	—	—
6219	Other ambulatory health care services .....	590	3 237	14 153	26	9	4	4	7	1	1	—	—	—
62191	Ambulance services .....	328	1 489	6 906	14	3	3	2	5	1	—	—	—	—
621910	Ambulance services .....	328	1 489	6 906	14	3	3	2	5	1	—	—	—	—
62199	All other ambulatory health care services .....	262	1 748	7 247	12	6	1	2	2	—	1	—	—	—
621991	Blood & organ banks .....	(C)	(D)	(D)	4	2	1	—	—	—	1	—	—	—
621999	All oth misc ambulatory health care services .....	(B)	(D)	(D)	8	4	—	2	2	—	—	—	—	—
622	Hospitals .....	20 409	179 168	752 110	18	—	—	—	—	—	1	4	5	8
6221	General medical & surgical hospitals .....	18 281	160 412	675 925	13	—	—	—	—	—	—	1	4	8
62211	General medical & surgical hospitals .....	18 281	160 412	675 925	13	—	—	—	—	—	—	1	4	8
622110	General medical & surgical hospitals .....	18 281	160 412	675 925	13	—	—	—	—	—	—	1	4	8
6222	Psychiatric & substance abuse hospitals .....	(G)	(D)	(D)	2	—	—	—	—	—	—	1	1	—
62221	Psychiatric & substance abuse hospitals .....	(G)	(D)	(D)	2	—	—	—	—	—	—	1	1	—
622210	Psychiatric & substance abuse hospitals .....	(G)	(D)	(D)	2	—	—	—	—	—	—	1	1	—
6223	Other specialty hospitals .....	(F)	(D)	(D)	3	—	—	—	—	—	1	2	—	—
62231	Other specialty hospitals .....	(F)	(D)	(D)	3	—	—	—	—	—	1	2	—	—
622310	Other specialty hospitals .....	(F)	(D)	(D)	3	—	—	—	—	—	1	2	—	—
623	Nursing & residential care facilities .....	16 200	69 731	310 223	354	34	68	93	59	44	50	6	—	—
6231	Nursing care facilities .....	10 461	46 421	204 633	98	4	3	1	12	32	42	4	—	—
62311	Nursing care facilities .....	10 461	46 421	204 633	98	4	3	1	12	32	42	4	—	—
623110	Nursing care facilities .....	10 461	46 421	204 633	98	4	3	1	12	32	42	4	—	—
6232	Residential mental retardation, health facil ...	3 487	14 928	67 416	166	10	48	65	34	3	5	1	—	—
62321	Residential mental retardation facilities ...	2 740	11 389	51 428	108	2	30	42	25	3	5	1	—	—
623210	Residential mental retardation facilities ...	2 740	11 389	51 428	108	2	30	42	25	3	5	1	—	—
62322	Residential mental health, subst abuse facil .....	747	3 539	15 988	58	8	18	23	9	—	—	—	—	—
623220	Residential mental health, subst abuse facil .....	747	3 539	15 988	58	8	18	23	9	—	—	—	—	—
6233	Community care facilities for the elderly .....	1 417	4 442	19 265	46	16	6	9	5	7	2	1	—	—
62331	Community care facilities for the elderly ...	1 417	4 442	19 265	46	16	6	9	5	7	2	1	—	—
623311	Continuing care retirement communities .	1 018	3 142	13 637	14	3	—	3	5	2	1	—	—	—
623312	Homes for the elderly .....	399	1 300	5 628	32	13	6	9	2	2	—	—	—	—
6239	Other residential care facilities .....	835	3 940	18 909	44	4	11	18	8	2	1	—	—	—
62399	Other residential care facilities .....	835	3 940	18 909	44	4	11	18	8	2	1	—	—	—
623990	Other residential care facilities .....	835	3 940	18 909	44	4	11	18	8	2	1	—	—	—
624	Social assistance .....	9 643	35 525	154 612	518	189	95	106	89	21	15	3	—	—
6241	Individual & family services .....	3 835	16 519	72 280	171	58	26	33	34	13	6	1	—	—
62411	Child & youth services .....	1 020	4 768	20 310	31	10	5	3	8	3	1	—	—	—
624110	Child & youth services .....	1 020	4 768	20 310	31	10	5	3	8	3	1	—	—	—
62412	Services for elderly & disabled persons ...	1 479	5 845	25 482	63	12	12	15	15	8	1	—	—	—
624120	Services for elderly & disabled persons ...	1 479	5 845	25 482	63	12	12	15	15	8	1	—	—	—
62419	Other individual & family services .....	1 336	5 906	26 488	77	36	9	15	11	2	4	—	—	—
624190	Other individual & family services .....	1 336	5 906	26 488	77	36	9	15	11	2	4	—	—	—
6242	Community, emergency & other relief services .....	731	3 138	13 297	47	16	10	8	11	1	1	—	—	—
62421	Community food services .....	(C)	(D)	(D)	12	3	3	2	4	—	—	—	—	—
624210	Community food services .....	(C)	(D)	(D)	12	3	3	2	4	—	—	—	—	—
62422	Community housing services .....	508	2 272	9 653	33	13	7	6	5	1	1	—	—	—
624221	Temporary shelters .....	394	1 649	6 947	15	3	2	4	4	1	1	—	—	—
624229	Other community housing services .....	114	623	2 706	18	10	5	2	1	—	—	—	—	—
62423	Emergency & other relief services .....	(B)	(D)	(D)	2	—	—	—	2	—	—	—	—	—
624230	Emergency & other relief services .....	(B)	(D)	(D)	2	—	—	—	2	—	—	—	—	—
6243	Vocational rehabilitation services .....	2 116	6 958	31 324	39	7	9	5	7	3	6	2	—	—
62431	Vocational rehabilitation services .....	2 116	6 958	31 324	39	7	9	5	7	3	6	2	—	—
624310	Vocational rehabilitation services .....	2 116	6 958	31 324	39	7	9	5	7	3	6	2	—	—
6244	Child day care services .....	2 961	8 910	37 711	261	108	50	60	37	4	2	—	—	—
62441	Child day care services .....	2 961	8 910	37 711	261	108	50	60	37	4	2	—	—	—
624410	Child day care services .....	2 961	8 910	37 711	261	108	50	60	37	4	2	—	—	—
<b>71</b>	<b>Arts, entertainment &amp; recreation .....</b>	<b>4 995</b>	<b>20 997</b>	<b>104 377</b>	<b>448</b>	<b>258</b>	<b>78</b>	<b>52</b>	<b>42</b>	<b>11</b>	<b>5</b>	<b>2</b>	<b>—</b>	<b>—</b>
711	Performing arts, spectator sports & related industries .....	1 270	5 985	27 530	100	66	18	6	6	—	3	1	—	—
7111	Performing arts companies .....	(E)	(D)	(D)	39	28	5	3	1	—	2	—	—	—
71111	Theater companies & dinner theaters .....	189	956	4 265	18	12	3	1	1	—	1	—	—	—
711110	Theater companies & dinner theaters .....	189	956	4 265	18	12	3	1	1	—	1	—	—	—
71112	Dance companies .....	(A)	(D)	(D)	2	1	1	—	—	—	—	—	—	—
711120	Dance companies .....	(A)	(D)	(D)	2	1	1	—	—	—	—	—	—	—
71113	Musical groups & artists .....	(C)	(D)	(D)	14	11	1	1	—	—	1	—	—	—
711130	Musical groups & artists .....	(C)	(D)	(D)	14	11	1	1	—	—	1	—	—	—
71119	Other performing arts companies .....	(B)	(D)	(D)	5	4	—	1	—	—	—	—	—	—
711190	Other performing arts companies .....	(B)	(D)	(D)	5	4	—	1	—	—	—	—	—	—

Note: Employment-size classes are indicated as follows: A—0 to 19; B—20 to 99; C—100 to 249; E—250 to 499; F—500 to 999; G—1,000 to 2,499; H—2,500 to 4,999; I—5,000 to 9,999; J—10,000 to 24,999; K—25,000 to 49,999; L—50,000 to 99,999; M—100,000 or more.

**Table 2. The State—Employees, Payroll, and Establishments by Industry: 1999—Con.**

[Excludes most government employees, railroad employees, and self-employed persons. Size class 1 to 4 includes establishments with payroll, but no employees, during mid-March pay period. (D) denotes figures withheld to avoid disclosing data for individual companies; the data are included in broader industry totals. For explanation of terms, abbreviations, and data reliability/comparability, see introductory text]

NAICS code	Industry	Number of employees for week including March 12	Payroll (\$1,000)		Total number of establishments	Number of establishments by employment-size class										
			First quarter	Annual		1 to 4	5 to 9	10 to 19	20 to 49	50 to 99	100 to 249	250 to 499	500 to 999	1,000 or more		
<b>71</b>	<b>Arts, entertainment &amp; recreation—Con.</b>															
711	Performing arts, spectator sports & related industries—Con.															
7112	Spectator sports	614	3 389	14 878	20	8	6	1	4	—	—	—	1	—	—	—
71121	Spectator sports	614	3 389	14 878	20	8	6	1	4	—	—	—	1	—	—	—
711211	Sports teams and clubs	(B)	(D)	(D)	3	1	—	—	2	—	—	—	—	—	—	—
711212	Racetracks	(E)	(D)	(D)	1	—	—	—	—	—	—	—	1	—	—	—
711219	Other spectator sports	(C)	(D)	(D)	16	7	6	1	2	—	—	—	—	—	—	—
7113	Promoters of entertainment events	(C)	(D)	(D)	13	6	5	—	1	—	1	—	—	—	—	—
71131	Promoters of entertainment events with facility	(C)	(D)	(D)	3	—	1	—	1	—	1	—	—	—	—	—
711310	Promoters of entertainment events with facility	(C)	(D)	(D)	3	—	1	—	1	—	1	—	—	—	—	—
71132	Promoters of entertainment events without facility	(B)	(D)	(D)	10	6	4	—	—	—	—	—	—	—	—	—
711320	Promoters of entertainment events without facility	(B)	(D)	(D)	10	6	4	—	—	—	—	—	—	—	—	—
7114	Agents, managers for artists & other public figures	(A)	(D)	(D)	2	2	—	—	—	—	—	—	—	—	—	—
71141	Agents, managers for artists & other public figures	(A)	(D)	(D)	2	2	—	—	—	—	—	—	—	—	—	—
711410	Agents, managers for artists & other public figures	(A)	(D)	(D)	2	2	—	—	—	—	—	—	—	—	—	—
7115	Independent artists, writers & performers	(B)	(D)	(D)	26	22	2	2	—	—	—	—	—	—	—	—
71151	Independent artists, writers & performers	(B)	(D)	(D)	26	22	2	2	—	—	—	—	—	—	—	—
711510	Independent artists, writers & performers	(B)	(D)	(D)	26	22	2	2	—	—	—	—	—	—	—	—
712	Museums, historical sites & like institutions	465	1 957	8 368	45	27	5	5	6	2	—	—	—	—	—	—
7121	Museums, historical sites & like institutions	465	1 957	8 368	45	27	5	5	6	2	—	—	—	—	—	—
71211	Museums	(E)	(D)	(D)	36	21	4	4	6	1	—	—	—	—	—	—
712110	Museums	(E)	(D)	(D)	36	21	4	4	6	1	—	—	—	—	—	—
71212	Historical sites	(B)	(D)	(D)	7	5	1	1	—	—	—	—	—	—	—	—
712120	Historical sites	(B)	(D)	(D)	7	5	1	1	—	—	—	—	—	—	—	—
71213	Zoos & botanical gardens	(B)	(D)	(D)	1	—	—	—	—	1	—	—	—	—	—	—
712130	Zoos & botanical gardens	(B)	(D)	(D)	1	—	—	—	—	1	—	—	—	—	—	—
71219	Nature parks & other similar institutions	(A)	(D)	(D)	1	1	—	—	—	—	—	—	—	—	—	—
712190	Nature parks & other similar institutions	(A)	(D)	(D)	1	1	—	—	—	—	—	—	—	—	—	—
713	Amusement, gambling & recreation industries	3 260	13 055	68 479	303	165	55	41	30	9	2	1	—	—	—	—
7131	Amusement parks & arcades	(B)	(D)	(D)	10	6	2	1	1	—	—	—	—	—	—	—
71311	Amusement & theme parks	(A)	(D)	(D)	4	3	—	1	—	—	—	—	—	—	—	—
713110	Amusement & theme parks	(A)	(D)	(D)	4	3	—	1	—	—	—	—	—	—	—	—
71312	Amusement arcades	(B)	(D)	(D)	6	3	2	—	1	—	—	—	—	—	—	—
713120	Amusement arcades	(B)	(D)	(D)	6	3	2	—	1	—	—	—	—	—	—	—
7132	Gambling industries	(E)	(D)	(D)	6	3	—	1	—	—	1	1	—	—	—	—
71321	Casinos (except hotel casinos)	(E)	(D)	(D)	2	1	—	—	—	—	—	—	1	—	—	—
713210	Casinos (except hotel casinos)	(E)	(D)	(D)	2	1	—	—	—	—	—	—	1	—	—	—
71329	Other gambling industries	(C)	(D)	(D)	4	2	—	1	—	—	—	—	—	—	—	—
713290	Other gambling industries	(C)	(D)	(D)	4	2	—	1	—	—	—	—	—	—	—	—
7139	Other amusement & recreation industries	2 714	10 321	57 047	287	156	53	39	29	9	1	—	—	—	—	—
71391	Golf courses & country clubs	895	3 306	23 169	52	21	9	7	10	4	1	—	—	—	—	—
713910	Golf courses & country clubs	895	3 306	23 169	52	21	9	7	10	4	1	—	—	—	—	—
71392	Skiing facilities	(A)	(D)	(D)	1	—	—	—	—	—	—	—	—	—	—	—
713920	Skiing facilities	(A)	(D)	(D)	1	—	—	—	—	—	—	—	—	—	—	—
71393	Marinas	414	2 748	13 146	51	26	16	5	3	1	—	—	—	—	—	—
713930	Marinas	414	2 748	13 146	51	26	16	5	3	1	—	—	—	—	—	—
71394	Fitness & recreational sports centers	794	1 951	9 559	96	54	14	16	10	2	—	—	—	—	—	—
713940	Fitness & recreational sports centers	794	1 951	9 559	96	54	14	16	10	2	—	—	—	—	—	—
71395	Bowling centers	(E)	(D)	(D)	19	3	5	6	3	2	—	—	—	—	—	—
713950	Bowling centers	(E)	(D)	(D)	19	3	5	6	3	2	—	—	—	—	—	—
71399	All other amusement & recreation industries	253	1 345	7 602	68	52	9	4	3	—	—	—	—	—	—	—
713990	All other amusement & recreation industries	253	1 345	7 602	68	52	9	4	3	—	—	—	—	—	—	—
<b>72</b>	<b>Accommodation &amp; food services</b>	<b>35 242</b>	<b>86 122</b>	<b>424 266</b>	<b>2 639</b>	<b>1 188</b>	<b>418</b>	<b>452</b>	<b>466</b>	<b>86</b>	<b>25</b>	<b>4</b>	—	—	—	—
721	Accommodation	3 705	12 136	62 661	198	123	21	20	17	6	7	4	—	—	—	—
7211	Traveler accommodation	3 598	11 887	60 847	154	87	15	19	16	6	7	4	—	—	—	—
72111	Hotels (exc casino hotels) & motels	3 356	11 306	57 043	107	49	12	15	15	5	7	4	—	—	—	—
721110	Hotels (exc casino hotels) & motels	3 356	11 306	57 043	107	49	12	15	15	5	7	4	—	—	—	—
72119	Other traveler accommodation	242	581	3 804	47	38	3	4	1	—	—	—	—	—	—	—
721191	Bed & breakfast inns	(C)	(D)	(D)	45	36	3	4	1	—	—	—	—	—	—	—
721199	All other traveler accommodation	(A)	(D)	(D)	2	2	—	—	—	—	—	—	—	—	—	—
7212	RV parks & recreational camps	64	148	1 427	23	18	3	1	1	—	—	—	—	—	—	—
72121	RV parks & recreational camps	64	148	1 427	23	18	3	1	1	—	—	—	—	—	—	—
721211	RV parks & campgrounds	(B)	(D)	(D)	16	13	2	1	—	—	—	—	—	—	—	—
721214	Recreational, vacation camps (exc campgrounds)	(B)	(D)	(D)	7	5	1	—	1	—	—	—	—	—	—	—
7213	Rooming & boarding houses	43	101	387	21	18	3	—	—	—	—	—	—	—	—	—
72131	Rooming & boarding houses	43	101	387	21	18	3	—	—	—	—	—	—	—	—	—
721310	Rooming & boarding houses	43	101	387	21	18	3	—	—	—	—	—	—	—	—	—
722	Food services & drinking places	31 537	73 986	361 605	2 441	1 065	397	432	449	80	18	—	—	—	—	—
7221	Full-service restaurants	14 847	36 674	185 846	959	367	164	170	195	53	10	—	—	—	—	—
72211	Full-service restaurants	14 847	36 674	185 846	959	367	164	170	195	53	10	—	—	—	—	—
722110	Full-service restaurants	14 847	36 674	185 846	959	367	164	170	195	53	10	—	—	—	—	—
7222	Limited-service eating places	11 812	25 966	122 538	985	390	157	212	209	15	2	—	—	—	—	—
72221	Limited-service eating places	11 812	25 966	122 538	985	390	157	212	209	15	2	—	—	—	—	—
722211	Limited-service restaurants	8 399	18 375	86 553	718	306	115	148	134	13	2	—	—	—	—	—
722212	Cafeterias	51	109	309	7	4	2	—	1	—	—	—	—	—	—	—
722213	Snack & nonalcoholic beverage bars	3 362	7 482	35 676	260	80	40	64	74	2	—	—	—	—	—	—

Note: Employment-size classes are indicated as follows: A—0 to 19; B—20 to 99; C—100 to 249; E—250 to 499; F—500 to 999; G—1,000 to 2,499; H—2,500 to 4,999; I—5,000 to 9,999; J—10,000 to 24,999; K—25,000 to 49,999; L—50,000 to 99,999; M—100,000 or more.

**Table 2. The State—Employees, Payroll, and Establishments by Industry: 1999—Con.**

[Excludes most government employees, railroad employees, and self-employed persons. Size class 1 to 4 includes establishments with payroll, but no employees, during mid-March pay period. (D) denotes figures withheld to avoid disclosing data for individual companies; the data are included in broader industry totals. For explanation of terms, abbreviations, and data reliability/comparability, see introductory text]

NAICS code	Industry	Number of employees for week including March 12	Payroll (\$1,000)		Total number of establishments	Number of establishments by employment-size class								
			First quarter	Annual		1 to 4	5 to 9	10 to 19	20 to 49	50 to 99	100 to 249	250 to 499	500 to 999	1,000 or more
<b>72</b>	<b>Accommodation &amp; food services—Con.</b>													
722	Food services & drinking places—Con.													
7223	Special food services .....	2 947	6 877	32 866	184	92	27	28	22	10	5	—	—	—
72231	Food service contractors .....	2 289	5 551	23 593	106	42	15	23	15	6	5	—	—	—
722310	Food service contractors .....	2 289	5 551	23 593	106	42	15	23	15	6	5	—	—	—
72232	Caterers .....	599	1 171	8 531	61	37	9	5	6	4	—	—	—	—
722320	Caterers .....	599	1 171	8 531	61	37	9	5	6	4	—	—	—	—
72233	Mobile food services .....	59	155	742	17	13	3	—	1	—	—	—	—	—
722330	Mobile food services .....	59	155	742	17	13	3	—	1	—	—	—	—	—
7224	Drinking places (alcoholic beverages) .....	1 931	4 469	20 355	313	216	49	22	23	2	1	—	—	—
72241	Drinking places (alcoholic beverages) .....	1 931	4 469	20 355	313	216	49	22	23	2	1	—	—	—
722410	Drinking places (alcoholic beverages) .....	1 931	4 469	20 355	313	216	49	22	23	2	1	—	—	—
<b>81</b>	<b>Other services (except public administration)</b> .....	<b>17 580</b>	<b>76 043</b>	<b>337 209</b>	<b>2 947</b>	<b>1 937</b>	<b>607</b>	<b>268</b>	<b>99</b>	<b>21</b>	<b>13</b>	<b>2</b>	<b>—</b>	<b>—</b>
811	Repair & maintenance .....	4 114	24 330	107 515	941	683	166	71	17	2	2	—	—	—
8111	Automotive repair & maintenance .....	2 664	14 038	63 411	672	488	116	59	9	—	—	—	—	—
81111	Automotive mechanical & electrical R&M ..	1 255	6 972	30 702	399	322	55	19	3	—	—	—	—	—
811111	General automotive repair .....	960	5 257	23 329	324	267	41	14	2	—	—	—	—	—
811112	Automotive exhaust system repair .....	76	414	1 859	21	16	5	—	—	—	—	—	—	—
811113	Automotive transmission repair .....	111	698	2 829	24	15	7	1	1	—	—	—	—	—
811118	Other automotive mechanical & electrical R&M .....	108	603	2 685	30	24	2	4	—	—	—	—	—	—
81112	Automotive body, paint, interior & glass repair .....	1 003	6 019	27 204	196	120	45	27	4	—	—	—	—	—
811121	Automotive body, paint & interior R&M ..	939	5 596	25 347	178	109	39	26	4	—	—	—	—	—
811122	Automotive glass replacement shops .....	64	423	1 857	18	11	6	1	—	—	—	—	—	—
81119	Other automotive R&M .....	406	1 047	5 505	77	46	16	13	2	—	—	—	—	—
811191	Automotive oil change & lubrication shops .....	205	503	2 841	27	8	9	10	—	—	—	—	—	—
811192	Car washes .....	(C)	(D)	(D)	45	34	6	3	2	—	—	—	—	—
811198	All other automotive R&M .....	(A)	(D)	(D)	5	4	1	—	—	—	—	—	—	—
8112	Electronic & precision equipment R&M .....	396	2 968	11 987	57	44	8	1	3	—	1	—	—	—
81121	Electronic & precision equipment R&M .....	396	2 968	11 987	57	44	8	1	3	—	1	—	—	—
811211	Consumer electronics R&M .....	(B)	(D)	(D)	17	15	1	—	1	—	—	—	—	—
811212	Computer & office machine R&M .....	109	778	3 216	20	15	4	—	1	—	—	—	—	—
811213	Communication equipment R&M .....	(B)	(D)	(D)	6	5	—	—	1	—	—	—	—	—
811219	Other electronic & precision equipment R&M .....	189	1 559	5 935	14	9	3	1	—	—	1	—	—	—
8113	Commercial equipment (exc auto & elec) R&M .....	479	4 048	16 971	89	60	23	3	2	—	1	—	—	—
81131	Commercial equipment (exc auto & elec) R&M .....	479	4 048	16 971	89	60	23	3	2	—	1	—	—	—
811310	Commercial equipment (exc auto & elec) R&M .....	479	4 048	16 971	89	60	23	3	2	—	1	—	—	—
8114	Personal & household goods R&M .....	575	3 276	15 146	123	91	19	8	3	2	—	—	—	—
81141	Home, garden equipment & appliance R&M .....	(C)	(D)	(D)	28	20	4	2	1	1	—	—	—	—
811411	Home & garden equipment R&M .....	(A)	(D)	(D)	6	5	1	—	—	—	—	—	—	—
811412	Appliance repair & maintenance .....	169	1 029	4 989	22	15	3	2	1	1	—	—	—	—
81142	Reupholstery & furniture repair .....	(C)	(D)	(D)	33	28	4	1	—	—	—	—	—	—
811420	Reupholstery & furniture repair .....	(C)	(D)	(D)	33	28	4	1	—	—	—	—	—	—
81143	Footwear & leather goods repair .....	(A)	(D)	(D)	3	3	—	—	—	—	—	—	—	—
811430	Footwear & leather goods repair .....	(A)	(D)	(D)	3	3	—	—	—	—	—	—	—	—
81149	Other personal & household goods R&M ..	290	1 765	8 062	59	40	11	5	2	1	—	—	—	—
811490	Other personal & household goods R&M .....	290	1 765	8 062	59	40	11	5	2	1	—	—	—	—
812	Personal & laundry services .....	4 965	18 661	86 575	997	692	189	86	23	4	2	1	—	—
8121	Personal care services .....	2 009	6 291	29 397	539	401	91	40	7	—	—	—	—	—
81211	Hair, nail & skin care services .....	1 749	5 604	25 474	481	359	82	36	4	—	—	—	—	—
812111	Barber shops .....	53	178	754	28	27	1	—	—	—	—	—	—	—
812112	Beauty salons .....	1 670	5 338	24 285	441	322	79	36	4	—	—	—	—	—
812113	Nail salons .....	26	88	435	12	10	2	—	—	—	—	—	—	—
81219	Other personal care services .....	260	687	3 923	58	42	9	4	3	—	—	—	—	—
812191	Diet & weight reducing centers .....	160	394	2 489	13	4	2	4	3	—	—	—	—	—
812199	Other personal care services .....	100	293	1 434	45	38	7	—	—	—	—	—	—	—
8122	Death care services .....	598	3 594	16 133	126	86	27	10	2	1	—	—	—	—
81221	Funeral homes .....	449	2 623	11 734	90	61	19	8	1	1	—	—	—	—
812210	Funeral homes .....	449	2 623	11 734	90	61	19	8	1	1	—	—	—	—
81222	Cemeteries & crematories .....	149	971	4 399	36	25	8	2	1	—	—	—	—	—
812220	Cemeteries & crematories .....	149	971	4 399	36	25	8	2	1	—	—	—	—	—
8123	Drycleaning & laundry services .....	1 848	6 512	30 216	215	116	56	29	9	2	2	1	—	—
81231	Coin-operated laundries & drycleaners .....	379	889	4 242	99	66	28	5	—	—	—	—	—	—
812310	Coin-operated laundries & drycleaners ..	379	889	4 242	99	66	28	5	—	—	—	—	—	—
81232	Drycleaning & laundry services (exc coin-op) .....	756	2 324	9 817	102	47	26	21	7	1	—	—	—	—
812320	Drycleaning & laundry services (exc coin-op) .....	756	2 324	9 817	102	47	26	21	7	1	—	—	—	—
81233	Linen & uniform supply .....	713	3 299	16 157	14	3	2	3	2	1	2	1	—	—
812331	Linen supply .....	(F)	(D)	(D)	9	1	1	2	1	1	2	1	—	—
812332	Industrial launderers .....	(B)	(D)	(D)	5	2	1	1	—	—	—	—	—	—
8129	Other personal services .....	510	2 264	10 829	117	89	15	7	5	1	—	—	—	—
81291	Pet care (except veterinary) services .....	103	290	1 669	37	31	4	2	—	—	—	—	—	—
812910	Pet care (except veterinary) services .....	103	290	1 669	37	31	4	2	—	—	—	—	—	—
81292	Photofinishing .....	182	1 044	4 311	21	12	4	2	2	1	—	—	—	—
812921	Photofinishing laboratories (except one-hour) .....	147	916	3 802	11	5	1	2	2	1	—	—	—	—
812922	One-hour photofinishing .....	35	128	509	10	7	3	—	—	—	—	—	—	—
81293	Parking lots & garages .....	100	376	1 896	27	22	3	1	1	—	—	—	—	—
812930	Parking lots & garages .....	100	376	1 896	27	22	3	1	1	—	—	—	—	—
81299	All other personal services .....	125	554	2 953	32	24	4	2	2	—	—	—	—	—
812990	All other personal services .....	125	554	2 953	32	24	4	2	2	—	—	—	—	—

Note: Employment-size classes are indicated as follows: A—0 to 19; B—20 to 99; C—100 to 249; E—250 to 499; F—500 to 2,499; G—1,000 to 2,499; H—2,500 to 4,999; I—5,000 to 9,999; J—10,000 to 24,999; K—25,000 to 49,999; L—50,000 to 99,999; M—100,000 or more.

**Table 2. The State—Employees, Payroll, and Establishments by Industry: 1999—Con.**

[Excludes most government employees, railroad employees, and self-employed persons. Size class 1 to 4 includes establishments with payroll, but no employees, during mid-March pay period. (D) denotes figures withheld to avoid disclosing data for individual companies; the data are included in broader industry totals. For explanation of terms, abbreviations, and data reliability/comparability, see introductory text]

NAICS code	Industry	Number of employees for week including March 12	Payroll (\$1,000)		Total number of establishments	Number of establishments by employment-size class								
			First quarter	Annual		1 to 4	5 to 9	10 to 19	20 to 49	50 to 99	100 to 249	250 to 499	500 to 999	1,000 or more
<b>81</b>	<b>Other services (except public administration)—Con.</b>													
813	Religious, grantmaking, civic, prof & like organizations .....	8 501	33 052	143 119	1 009	562	252	111	59	15	9	1	—	—
8131	Religious organizations .....	3 465	11 093	46 800	443	228	135	41	34	4	1	—	—	—
81311	Religious organizations .....	3 465	11 093	46 800	443	228	135	41	34	4	1	—	—	—
813110	Religious organizations .....	3 465	11 093	46 800	443	228	135	41	34	4	1	—	—	—
8132	Grantmaking & giving services .....	529	3 625	16 054	57	32	11	9	2	2	1	—	—	—
81321	Grantmaking & giving services .....	529	3 625	16 054	57	32	11	9	2	2	1	—	—	—
813211	Grantmaking foundations .....	109	848	3 674	23	15	5	2	1	—	—	—	—	—
813212	Voluntary health organizations .....	121	1 115	4 703	19	10	4	4	1	—	—	—	—	—
813219	Other grantmaking & giving services .....	299	1 662	7 677	15	7	2	3	—	2	1	—	—	—
8133	Social advocacy organizations .....	512	2 508	10 901	64	37	10	11	5	1	—	—	—	—
81331	Social advocacy organizations .....	512	2 508	10 901	64	37	10	11	5	1	—	—	—	—
813311	Human rights organizations .....	38	226	908	8	4	4	—	—	—	—	—	—	—
813312	Environment & wildlife organizations .....	190	875	4 116	26	16	—	8	2	—	—	—	—	—
813319	Other social advocacy organizations .....	284	1 407	5 877	30	17	6	3	3	1	—	—	—	—
8134	Civic & social organizations .....	2 429	5 657	26 783	178	94	39	24	7	7	6	1	—	—
81341	Civic & social organizations .....	2 429	5 657	26 783	178	94	39	24	7	7	6	1	—	—
813410	Civic & social organizations .....	2 429	5 657	26 783	178	94	39	24	7	7	6	1	—	—
8139	Business, labor, political, like organizations ..	1 566	10 169	42 581	267	171	57	26	11	1	1	—	—	—
81391	Business associations .....	296	2 203	8 569	61	43	11	4	3	—	—	—	—	—
813910	Business associations .....	296	2 203	8 569	61	43	11	4	3	—	—	—	—	—
81392	Professional organizations .....	257	2 265	9 348	25	17	4	2	1	—	1	—	—	—
813920	Professional organizations .....	257	2 265	9 348	25	17	4	2	1	—	1	—	—	—
81393	Labor unions & similar labor organizations ..	695	4 047	16 941	103	52	30	16	4	1	—	—	—	—
813930	Labor unions & similar labor organizations ..	695	4 047	16 941	103	52	30	16	4	1	—	—	—	—
81394	Political organizations .....	(B)	(D)	(D)	14	13	1	—	—	—	—	—	—	—
813940	Political organizations .....	(B)	(D)	(D)	14	13	1	—	—	—	—	—	—	—
81399	Oth similar organizations (exc business, prof, labor, pol) .....	(E)	(D)	(D)	64	46	11	4	3	—	—	—	—	—
813990	Oth similar organizations (exc business, prof, labor, pol) .....	(E)	(D)	(D)	64	46	11	4	3	—	—	—	—	—
<b>95</b>	<b>Auxiliaries (exc corporate, subsidiary &amp; regional mgt) .....</b>	<b>2 382</b>	<b>20 522</b>	<b>99 820</b>	<b>32</b>	<b>9</b>	<b>6</b>	<b>1</b>	<b>7</b>	<b>4</b>	<b>3</b>	<b>—</b>	<b>2</b>	<b>—</b>
<b>99</b>	<b>Unclassified establishments .....</b>	<b>(E)</b>	<b>(D)</b>	<b>(D)</b>	<b>331</b>	<b>316</b>	<b>12</b>	<b>1</b>	<b>2</b>	<b>—</b>	<b>—</b>	<b>—</b>	<b>—</b>	<b>—</b>

Note: Employment-size classes are indicated as follows: A—0 to 19; B—20 to 99; C—100 to 249; E—250 to 499; F—500 to 999; G—1,000 to 2,499; H—2,500 to 4,999; I—5,000 to 9,999; J—10,000 to 24,999; K—25,000 to 49,999; L—50,000 to 99,999; M—100,000 or more.

**Table 3. The State—Employees and Annual Payroll by Employment-Size Class: 1999**

[Excludes most government employees, railroad employees, and self-employed persons. Size class 1 to 4 includes establishments with payroll, but no employees, during mid-March pay period. (D) denotes figures withheld to avoid disclosing data for individual companies; the data are included in broader industry totals. For explanation of terms, abbreviations, and data reliability/comparability, see introductory text]

NAICS code	Major group	Total	Employment-size class								
			1 to 4	5 to 9	10 to 19	20 to 49	50 to 99	100 to 249	250 to 499	500 to 999	1,000 or more
	<b>Total number of employees</b> .....	<b>405 445</b>	<b>27 291</b>	<b>34 062</b>	<b>44 007</b>	<b>70 224</b>	<b>52 391</b>	<b>69 086</b>	<b>41 257</b>	<b>26 160</b>	<b>40 967</b>
	<b>Total payroll, annual (\$1,000)</b> .....	<b>11 842 626</b>	<b>862 692</b>	<b>870 728</b>	<b>1 159 131</b>	<b>1 856 536</b>	<b>1 441 133</b>	<b>1 943 171</b>	<b>1 373 998</b>	<b>977 474</b>	<b>1 357 763</b>
<b>11</b>	<b>FORESTRY, FISHING, HUNTING, AND AGRICULTURE SUPPORT</b>										
	Number of employees .....	(C)	(D)	(D)	—	(D)	—	—	—	—	—
	Payroll, annual (\$1,000) .....	(D)	(D)	(D)	—	(D)	—	—	—	—	—
113	Forestry and logging										
	Number of employees .....	(A)	(D)	—	—	—	—	—	—	—	—
	Payroll, annual (\$1,000) .....	(D)	(D)	—	—	—	—	—	—	—	—
114	Fishing, hunting & trapping										
	Number of employees .....	68	(D)	(D)	—	(D)	—	—	—	—	—
	Payroll, annual (\$1,000) .....	2 848	(D)	(D)	—	(D)	—	—	—	—	—
115	Agriculture & forestry support activities										
	Number of employees .....	(B)	(D)	(D)	—	—	—	—	—	—	—
	Payroll, annual (\$1,000) .....	(D)	(D)	(D)	—	—	—	—	—	—	—
<b>21</b>	<b>MINING</b>										
	Number of employees .....	(C)	(D)	(D)	(D)	(D)	—	—	—	—	—
	Payroll, annual (\$1,000) .....	(D)	(D)	(D)	(D)	(D)	—	—	—	—	—
212	Mining (except oil & gas)										
	Number of employees .....	(C)	(D)	(D)	(D)	(D)	—	—	—	—	—
	Payroll, annual (\$1,000) .....	(D)	(D)	(D)	(D)	(D)	—	—	—	—	—
213	Mining support activities										
	Number of employees .....	(A)	(D)	(D)	—	—	—	—	—	—	—
	Payroll, annual (\$1,000) .....	(D)	(D)	(D)	—	—	—	—	—	—	—
<b>22</b>	<b>UTILITIES</b>										
	Number of employees .....	2 176	(D)	(D)	(D)	(D)	(D)	801	(D)	(D)	—
	Payroll, annual (\$1,000) .....	107 218	(D)	(D)	(D)	(D)	(D)	38 789	(D)	(D)	—
221	Utilities										
	Number of employees .....	2 176	(D)	(D)	(D)	(D)	(D)	801	(D)	(D)	—
	Payroll, annual (\$1,000) .....	107 218	(D)	(D)	(D)	(D)	(D)	38 789	(D)	(D)	—
<b>23</b>	<b>CONSTRUCTION</b>										
	Number of employees .....	17 441	3 603	2 848	3 328	2 977	1 997	1 509	1 179	—	—
	Payroll, annual (\$1,000) .....	696 952	117 909	86 895	125 987	130 304	87 600	75 767	72 490	—	—
233	Building, developing & general contracting										
	Number of employees .....	4 680	(D)	889	736	793	(D)	(D)	(D)	—	—
	Payroll, annual (\$1,000) .....	179 501	(D)	26 364	26 715	26 026	(D)	(D)	(D)	—	—
234	Heavy construction										
	Number of employees .....	1 445	(D)	189	325	338	(D)	(D)	—	—	—
	Payroll, annual (\$1,000) .....	76 293	(D)	8 173	17 341	18 928	(D)	(D)	—	—	—
235	Special trade contractors										
	Number of employees .....	11 316	2 440	1 770	2 267	1 846	1 347	(D)	(D)	—	—
	Payroll, annual (\$1,000) .....	441 158	79 909	52 358	81 931	85 350	61 912	(D)	(D)	—	—
<b>31-33</b>	<b>MANUFACTURING</b>										
	Number of employees .....	71 636	1 751	2 912	5 139	11 086	11 973	14 776	11 734	8 333	3 932
	Payroll, annual (\$1,000) .....	2 379 201	72 996	78 763	143 056	342 282	373 680	502 418	397 033	305 985	162 988
311	Food mfg										
	Number of employees .....	2 772	91	168	412	(D)	768	(D)	(D)	—	—
	Payroll, annual (\$1,000) .....	73 795	8 597	2 502	6 965	(D)	19 634	(D)	(D)	—	—
312	Beverage & tobacco product mfg										
	Number of employees .....	(E)	(D)	(D)	(D)	(D)	—	(D)	—	—	—
	Payroll, annual (\$1,000) .....	(D)	(D)	(D)	(D)	(D)	—	(D)	—	—	—
313	Textile mills										
	Number of employees .....	5 310	39	114	121	519	886	2 252	1 379	—	—
	Payroll, annual (\$1,000) .....	152 323	2 057	2 216	3 123	12 262	23 971	67 675	41 019	—	—
314	Textile product mills										
	Number of employees .....	1 094	36	77	137	(D)	291	(D)	(D)	—	—
	Payroll, annual (\$1,000) .....	26 348	1 870	1 760	4 019	(D)	7 163	(D)	(D)	—	—
315	Apparel manufacturing										
	Number of employees .....	(E)	(D)	(D)	(D)	(D)	(D)	—	—	—	—
	Payroll, annual (\$1,000) .....	(D)	(D)	(D)	(D)	(D)	(D)	—	—	—	—
316	Leather & allied product mfg										
	Number of employees .....	(E)	(D)	(D)	(D)	94	(D)	(D)	—	—	—
	Payroll, annual (\$1,000) .....	(D)	(D)	(D)	(D)	2 242	(D)	(D)	—	—	—
321	Wood product mfg										
	Number of employees .....	561	(D)	(D)	147	241	(D)	—	—	—	—
	Payroll, annual (\$1,000) .....	15 283	(D)	(D)	3 146	6 542	(D)	—	—	—	—
322	Paper mfg										
	Number of employees .....	1 789	15	20	117	443	505	689	—	—	—
	Payroll, annual (\$1,000) .....	63 117	273	673	4 204	14 350	17 257	26 360	—	—	—
323	Printing & related support activities										
	Number of employees .....	2 914	(D)	(D)	408	719	631	639	—	—	—
	Payroll, annual (\$1,000) .....	95 440	(D)	(D)	12 659	26 358	19 658	23 740	—	—	—

Note: Employment-size classes are indicated as follows: A—0 to 19; B—20 to 99; C—100 to 249; E—250 to 499; F—500 to 999; G—1,000 to 2,499; H—2,500 to 4,999; I—5,000 to 9,999; J—10,000 to 24,999; K—25,000 to 49,999; L—50,000 to 99,999; M—100,000 or more.

**Table 3. The State—Employees and Annual Payroll by Employment-Size Class: 1999—Con.**

[Excludes most government employees, railroad employees, and self-employed persons. Size class 1 to 4 includes establishments with payroll, but no employees, during mid-March pay period. (D) denotes figures withheld to avoid disclosing data for individual companies; the data are included in broader industry totals. For explanation of terms, abbreviations, and data reliability/comparability, see introductory text]

NAICS code	Major group	Total	Employment-size class									
			1 to 4	5 to 9	10 to 19	20 to 49	50 to 99	100 to 249	250 to 499	500 to 999	1,000 or more	
<b>31-33</b>	<b>MANUFACTURING—Con.</b>											
324	Petroleum & coal products mfg											
	Number of employees .....	(A)	(D)	(D)	—	—	—	—	—	—	—	—
	Payroll, annual (\$1,000) .....	(D)	(D)	(D)	—	—	—	—	—	—	—	—
325	Chemical mfg											
	Number of employees .....	2 907	(D)	71	182	436	(D)	828	(D)	(D)	—	—
	Payroll, annual (\$1,000) .....	129 555	(D)	1 948	7 971	15 856	(D)	37 767	(D)	(D)	—	—
326	Plastics & rubber products mfg											
	Number of employees .....	5 485	(D)	84	204	792	874	893	1 354	(D)	—	—
	Payroll, annual (\$1,000) .....	199 548	(D)	4 290	5 511	25 494	26 327	32 959	39 225	(D)	—	—
327	Nonmetallic mineral product mfg											
	Number of employees .....	1 053	(D)	(D)	122	167	(D)	—	(D)	—	—	—
	Payroll, annual (\$1,000) .....	41 833	(D)	(D)	5 224	5 967	(D)	—	(D)	—	—	—
331	Primary metal mfg											
	Number of employees .....	3 320	42	113	159	456	513	531	(D)	(D)	—	—
	Payroll, annual (\$1,000) .....	108 528	986	2 539	5 002	17 707	19 354	19 523	(D)	(D)	—	—
332	Fabricated metal product mfg											
	Number of employees .....	10 435	319	552	997	2 352	1 451	(D)	1 145	(D)	(D)	—
	Payroll, annual (\$1,000) .....	344 207	11 085	17 892	29 798	67 641	51 023	(D)	48 716	(D)	(D)	—
333	Machinery mfg											
	Number of employees .....	3 278	(D)	(D)	422	622	835	634	(D)	—	—	—
	Payroll, annual (\$1,000) .....	127 132	(D)	(D)	16 254	25 094	30 075	24 794	(D)	—	—	—
334	Computer & electronic product mfg											
	Number of employees .....	6 738	45	102	151	467	767	1 210	(D)	2 096	(D)	—
	Payroll, annual (\$1,000) .....	266 602	1 624	3 815	5 710	21 838	23 625	47 939	(D)	74 362	(D)	—
335	Electrical equip, appliance & component mfg											
	Number of employees .....	4 260	(D)	(D)	(D)	87	261	1 357	(D)	(D)	(D)	—
	Payroll, annual (\$1,000) .....	173 105	(D)	(D)	(D)	2 526	10 616	53 900	(D)	(D)	(D)	—
336	Transportation equipment mfg											
	Number of employees .....	(G)	(D)	79	(D)	(D)	(D)	—	(D)	—	—	—
	Payroll, annual (\$1,000) .....	(D)	(D)	2 035	(D)	(D)	(D)	—	(D)	—	—	—
337	Furniture & related product mfg											
	Number of employees .....	2 068	(D)	31	144	(D)	739	—	(D)	—	—	—
	Payroll, annual (\$1,000) .....	61 211	(D)	468	4 232	(D)	22 583	—	(D)	—	—	—
339	Miscellaneous mfg											
	Number of employees .....	15 214	509	696	1 172	2 280	2 463	3 093	2 970	2 031	—	—
	Payroll, annual (\$1,000) .....	431 330	12 541	15 185	23 505	61 162	68 744	85 427	88 778	75 988	—	—
<b>42</b>	<b>WHOLESALE TRADE</b>											
	Number of employees .....	19 331	1 477	1 991	2 778	4 932	2 836	2 723	(D)	—	(D)	—
	Payroll, annual (\$1,000) .....	702 099	59 847	69 064	104 185	197 146	89 361	100 728	(D)	—	(D)	—
421	Wholesale trade, durable goods											
	Number of employees .....	12 525	(D)	1 334	1 792	3 080	(D)	1 272	(D)	—	(D)	—
	Payroll, annual (\$1,000) .....	460 973	(D)	43 611	66 417	133 655	(D)	43 578	(D)	—	(D)	—
422	Wholesale trade, nondurable goods											
	Number of employees .....	6 806	(D)	657	986	1 852	(D)	1 451	(D)	—	—	—
	Payroll, annual (\$1,000) .....	241 126	(D)	25 453	37 768	63 491	(D)	57 150	(D)	—	—	—
<b>44-45</b>	<b>RETAIL TRADE</b>											
	Number of employees .....	47 791	4 011	6 356	6 965	9 598	6 266	10 774	(D)	(D)	—	—
	Payroll, annual (\$1,000) .....	931 283	97 625	113 351	123 714	198 947	126 444	200 691	(D)	(D)	—	—
441	Motor vehicle & parts dealers											
	Number of employees .....	5 110	352	616	773	1 622	(D)	(D)	—	—	—	—
	Payroll, annual (\$1,000) .....	167 009	8 604	14 028	21 378	55 139	(D)	(D)	—	—	—	—
442	Furniture & home furnishing stores											
	Number of employees .....	1 535	240	293	338	198	(D)	(D)	—	—	—	—
	Payroll, annual (\$1,000) .....	34 613	6 209	5 872	8 339	6 806	(D)	(D)	—	—	—	—
443	Electronics & appliance stores											
	Number of employees .....	1 055	206	296	(D)	(D)	(D)	—	—	—	—	—
	Payroll, annual (\$1,000) .....	22 298	4 488	5 813	(D)	(D)	(D)	—	—	—	—	—
444	Bldg material & garden equip & supp dealers											
	Number of employees .....	2 709	293	543	497	710	(D)	(D)	(D)	—	—	—
	Payroll, annual (\$1,000) .....	78 477	8 304	14 546	13 437	22 084	(D)	(D)	(D)	—	—	—
445	Food & beverage stores											
	Number of employees .....	11 647	685	1 003	976	1 079	(D)	(D)	(D)	—	—	—
	Payroll, annual (\$1,000) .....	176 210	11 519	12 239	11 791	15 110	(D)	(D)	(D)	—	—	—
446	Health & personal care stores											
	Number of employees .....	5 314	173	331	895	(D)	(D)	(D)	—	—	—	—
	Payroll, annual (\$1,000) .....	121 543	13 789	8 567	19 399	(D)	(D)	(D)	—	—	—	—
447	Gasoline stations											
	Number of employees .....	2 742	439	974	830	499	—	—	—	—	—	—
	Payroll, annual (\$1,000) .....	40 847	8 623	15 280	10 215	6 729	—	—	—	—	—	—
448	Clothing & clothing accessories stores											
	Number of employees .....	3 975	563	942	817	1 223	(D)	(D)	—	—	—	—
	Payroll, annual (\$1,000) .....	60 542	10 807	14 641	12 348	17 556	(D)	(D)	—	—	—	—
451	Sporting goods, hobby, book & music stores											
	Number of employees .....	1 689	237	386	368	426	272	—	—	—	—	—
	Payroll, annual (\$1,000) .....	24 169	4 870	5 289	5 143	5 480	3 387	—	—	—	—	—

Note: Employment-size classes are indicated as follows: A—0 to 19; B—20 to 99; C—100 to 249; E—250 to 499; F—500 to 999; G—1,000 to 2,499; H—2,500 to 4,999; I—5,000 to 9,999; J—10,000 to 24,999; K—25,000 to 49,999; L—50,000 to 99,999; M—100,000 or more.

**Table 3. The State—Employees and Annual Payroll by Employment-Size Class: 1999—Con.**

[Excludes most government employees, railroad employees, and self-employed persons. Size class 1 to 4 includes establishments with payroll, but no employees, during mid-March pay period. (D) denotes figures withheld to avoid disclosing data for individual companies; the data are included in broader industry totals. For explanation of terms, abbreviations, and data reliability/comparability, see introductory text]

NAICS code	Major group	Total	Employment-size class									
			1 to 4	5 to 9	10 to 19	20 to 49	50 to 99	100 to 249	250 to 499	500 to 999	1,000 or more	
<b>44-45</b>	<b>RETAIL TRADE—Con.</b>											
452	General merchandise stores											
	Number of employees .....	6 624	40	(D)	(D)	(D)	(D)	(D)	(D)	1 902	(D)	—
	Payroll, annual (\$1,000) .....	102 543	3 950	(D)	(D)	(D)	(D)	(D)	(D)	29 934	(D)	—
453	Miscellaneous store retailers											
	Number of employees .....	2 671	542	571	778	(D)	—	(D)	—	—	—	—
	Payroll, annual (\$1,000) .....	39 098	10 330	8 093	9 517	(D)	—	(D)	—	—	—	—
454	Nonstore retailers											
	Number of employees .....	2 720	241	(D)	(D)	623	(D)	(D)	(D)	(D)	(D)	—
	Payroll, annual (\$1,000) .....	63 934	6 132	(D)	(D)	15 932	(D)	(D)	(D)	(D)	(D)	—
<b>48-49</b>	<b>TRANSPORTATION &amp; WAREHOUSING</b>											
	<b>Number of employees .....</b>	<b>6 849</b>	<b>515</b>	<b>(D)</b>	<b>691</b>	<b>1 840</b>	<b>1 683</b>	<b>1 375</b>	<b>(D)</b>	<b>—</b>	<b>—</b>	<b>—</b>
	<b>Payroll, annual (\$1,000) .....</b>	<b>184 860</b>	<b>16 418</b>	<b>(D)</b>	<b>20 445</b>	<b>44 187</b>	<b>39 355</b>	<b>41 393</b>	<b>(D)</b>	<b>—</b>	<b>—</b>	<b>—</b>
481	Air transportation											
	Number of employees .....	(E)	(D)	—	(D)	(D)	(D)	(D)	—	—	—	—
	Payroll, annual (\$1,000) .....	(D)	(D)	—	(D)	(D)	(D)	(D)	—	—	—	—
483	Water transportation											
	Number of employees .....	(B)	(D)	(D)	—	—	—	—	—	—	—	—
	Payroll, annual (\$1,000) .....	(D)	(D)	(D)	—	—	—	—	—	—	—	—
484	Truck transportation											
	Number of employees .....	(G)	267	(D)	(D)	(D)	497	(D)	(D)	—	—	—
	Payroll, annual (\$1,000) .....	(D)	9 065	(D)	(D)	(D)	20 065	(D)	(D)	—	—	—
485	Transit & ground passenger transportation											
	Number of employees .....	2 138	67	(D)	(D)	492	874	572	—	—	—	—
	Payroll, annual (\$1,000) .....	33 012	1 187	(D)	(D)	6 936	11 544	11 386	—	—	—	—
486	Pipeline transportation											
	Number of employees .....	(B)	—	(D)	(D)	—	—	—	—	—	—	—
	Payroll, annual (\$1,000) .....	(D)	—	(D)	(D)	—	—	—	—	—	—	—
487	Scenic & sightseeing transportation											
	Number of employees .....	(C)	(D)	(D)	—	(D)	(D)	—	—	—	—	—
	Payroll, annual (\$1,000) .....	(D)	(D)	(D)	—	(D)	(D)	—	—	—	—	—
488	Transportation support activities											
	Number of employees .....	1 043	119	(D)	(D)	389	(D)	(D)	—	—	—	—
	Payroll, annual (\$1,000) .....	30 725	3 744	(D)	(D)	10 236	(D)	(D)	—	—	—	—
492	Couriers & messengers											
	Number of employees .....	587	(D)	(D)	(D)	(D)	(D)	(D)	—	—	—	—
	Payroll, annual (\$1,000) .....	16 581	(D)	(D)	(D)	(D)	(D)	(D)	—	—	—	—
493	Warehousing & storage											
	Number of employees .....	(C)	(D)	(D)	73	(D)	—	—	—	—	—	—
	Payroll, annual (\$1,000) .....	(D)	(D)	(D)	2 592	(D)	—	—	—	—	—	—
<b>51</b>	<b>INFORMATION</b>											
	<b>Number of employees .....</b>	<b>9 896</b>	<b>328</b>	<b>396</b>	<b>495</b>	<b>1 447</b>	<b>1 495</b>	<b>2 055</b>	<b>1 699</b>	<b>1 981</b>	<b>—</b>	<b>—</b>
	<b>Payroll, annual (\$1,000) .....</b>	<b>453 683</b>	<b>13 511</b>	<b>12 940</b>	<b>13 931</b>	<b>57 926</b>	<b>59 235</b>	<b>94 608</b>	<b>74 361</b>	<b>127 171</b>	<b>—</b>	<b>—</b>
511	Publishing industries											
	Number of employees .....	(H)	(D)	(D)	(D)	(D)	(D)	(D)	(D)	(D)	(D)	—
	Payroll, annual (\$1,000) .....	(D)	(D)	(D)	(D)	(D)	(D)	(D)	(D)	(D)	(D)	—
512	Motion picture & sound recording industries											
	Number of employees .....	(F)	(D)	(D)	(D)	(D)	(D)	—	—	—	—	—
	Payroll, annual (\$1,000) .....	(D)	(D)	(D)	(D)	(D)	(D)	—	—	—	—	—
513	Broadcasting & telecommunications											
	Number of employees .....	3 703	(D)	(D)	(D)	564	(D)	1 324	(D)	(D)	—	—
	Payroll, annual (\$1,000) .....	174 111	(D)	(D)	(D)	29 423	(D)	61 862	(D)	(D)	—	—
514	Information & data processing services											
	Number of employees .....	2 640	(D)	(D)	(D)	(D)	(D)	(D)	(D)	(D)	(D)	—
	Payroll, annual (\$1,000) .....	137 705	(D)	(D)	(D)	(D)	(D)	(D)	(D)	(D)	(D)	—
<b>52</b>	<b>FINANCE &amp; INSURANCE</b>											
	<b>Number of employees .....</b>	<b>23 739</b>	<b>1 181</b>	<b>2 017</b>	<b>2 370</b>	<b>2 788</b>	<b>2 990</b>	<b>2 631</b>	<b>5 234</b>	<b>(D)</b>	<b>(D)</b>	<b>(D)</b>
	<b>Payroll, annual (\$1,000) .....</b>	<b>978 526</b>	<b>50 852</b>	<b>81 235</b>	<b>83 183</b>	<b>118 156</b>	<b>131 469</b>	<b>129 813</b>	<b>201 551</b>	<b>(D)</b>	<b>(D)</b>	<b>(D)</b>
522	Credit intermediation & related activities											
	Number of employees .....	(J)	(D)	1 126	1 636	1 607	1 384	1 296	(D)	(D)	—	—
	Payroll, annual (\$1,000) .....	(D)	(D)	34 803	49 201	47 401	55 276	75 924	(D)	(D)	—	—
523	Security, commodity contracts & like activity											
	Number of employees .....	(H)	(D)	187	163	401	475	(D)	(D)	(D)	—	—
	Payroll, annual (\$1,000) .....	(D)	(D)	19 235	11 392	38 895	24 884	(D)	(D)	(D)	—	—
524	Insurance carriers & related activities											
	Number of employees .....	9 768	645	704	571	780	1 131	(D)	2 385	(D)	(D)	(D)
	Payroll, annual (\$1,000) .....	417 084	23 226	27 197	22 590	31 860	51 309	(D)	100 127	(D)	(D)	(D)
525	Funds, trusts, & other financial vehicles (part)											
	Number of employees .....	(A)	(D)	—	—	—	—	—	—	—	—	—
	Payroll, annual (\$1,000) .....	(D)	(D)	—	—	—	—	—	—	—	—	—

Note: Employment-size classes are indicated as follows: A—0 to 19; B—20 to 99; C—100 to 249; E—250 to 499; F—500 to 999; G—1,000 to 2,499; H—2,500 to 4,999; I—5,000 to 9,999; J—10,000 to 24,999; K—25,000 to 49,999; L—50,000 to 99,999; M—100,000 or more.

**Table 3. The State—Employees and Annual Payroll by Employment-Size Class: 1999—Con.**

[Excludes most government employees, railroad employees, and self-employed persons. Size class 1 to 4 includes establishments with payroll, but no employees, during mid-March pay period. (D) denotes figures withheld to avoid disclosing data for individual companies; the data are included in broader industry totals. For explanation of terms, abbreviations, and data reliability/comparability, see introductory text]

NAICS code	Major group	Total	Employment-size class									
			1 to 4	5 to 9	10 to 19	20 to 49	50 to 99	100 to 249	250 to 499	500 to 999	1,000 or more	
<b>53</b>	<b>REAL ESTATE &amp; RENTAL &amp; LEASING</b>											
	Number of employees .....	5 292	1 088	953	917	691	636	1 007	—	—	—	—
	Payroll, annual (\$1,000) .....	140 853	33 833	24 496	19 894	18 729	18 126	25 775	—	—	—	—
531	Real estate											
	Number of employees .....	3 484	(D)	(D)	485	(D)	421	629	—	—	—	—
	Payroll, annual (\$1,000) .....	98 163	(D)	(D)	13 865	(D)	12 489	15 748	—	—	—	—
532	Rental & leasing services											
	Number of employees .....	1 772	(D)	(D)	432	(D)	215	378	—	—	—	—
	Payroll, annual (\$1,000) .....	40 541	(D)	(D)	6 029	(D)	5 637	10 027	—	—	—	—
533	Lessors of other nonfinancial intangible asset											
	Number of employees .....	36	(D)	(D)	—	(D)	—	—	—	—	—	—
	Payroll, annual (\$1,000) .....	2 149	(D)	(D)	—	(D)	—	—	—	—	—	—
<b>54</b>	<b>PROFESSIONAL, SCIENTIFIC &amp; TECHNICAL SERVICES</b>											
	Number of employees .....	16 762	3 019	2 563	2 874	2 720	1 961	1 889	(D)	—	(D)	(D)
	Payroll, annual (\$1,000) .....	695 406	107 003	95 563	133 978	137 021	85 381	97 004	(D)	—	(D)	(D)
541	Professional, scientific & technical services											
	Number of employees .....	16 762	3 019	2 563	2 874	2 720	1 961	1 889	(D)	—	(D)	(D)
	Payroll, annual (\$1,000) .....	695 406	107 003	95 563	133 978	137 021	85 381	97 004	(D)	—	(D)	(D)
<b>55</b>	<b>MANAGEMENT OF COMPANIES &amp; ENTERPRISES</b>											
	Number of employees .....	10 292	61	134	239	661	716	2 045	1 745	(D)	(D)	(D)
	Payroll, annual (\$1,000) .....	607 494	13 157	7 922	14 712	47 606	24 968	85 004	210 144	(D)	(D)	(D)
551	Management of companies & enterprises											
	Number of employees .....	10 292	61	134	239	661	716	2 045	1 745	(D)	(D)	(D)
	Payroll, annual (\$1,000) .....	607 494	13 157	7 922	14 712	47 606	24 968	85 004	210 144	(D)	(D)	(D)
<b>56</b>	<b>ADMIN. SUPPORT, WASTE MGT, REMEDIATION SERVICES</b>											
	Number of employees .....	29 455	1 374	1 596	1 724	2 977	2 667	6 849	6 720	(D)	(D)	(D)
	Payroll, annual (\$1,000) .....	632 932	47 764	36 014	43 777	65 552	50 859	140 387	98 706	(D)	(D)	(D)
561	Administrative & support services											
	Number of employees .....	28 206	1 294	(D)	1 567	2 774	(D)	(D)	6 720	(D)	(D)	(D)
	Payroll, annual (\$1,000) .....	586 470	45 058	(D)	37 908	56 936	(D)	(D)	98 706	(D)	(D)	(D)
562	Waste management & remediation services											
	Number of employees .....	1 249	80	(D)	157	203	(D)	(D)	—	—	—	—
	Payroll, annual (\$1,000) .....	46 462	2 706	(D)	5 869	8 616	(D)	(D)	—	—	—	—
<b>61</b>	<b>EDUCATIONAL SERVICES</b>											
	Number of employees .....	19 369	(D)	(D)	475	1 395	1 001	2 117	(D)	(D)	(D)	11 405
	Payroll, annual (\$1,000) .....	461 075	(D)	(D)	8 643	26 100	26 242	48 851	(D)	(D)	(D)	281 214
611	Educational services											
	Number of employees .....	19 369	(D)	(D)	475	1 395	1 001	2 117	(D)	(D)	(D)	11 405
	Payroll, annual (\$1,000) .....	461 075	(D)	(D)	8 643	26 100	26 242	48 851	(D)	(D)	(D)	281 214
<b>62</b>	<b>HEALTH CARE AND SOCIAL ASSISTANCE</b>											
	Number of employees .....	64 633	2 468	4 121	5 600	8 174	8 041	12 235	4 813	4 457	14 724	14 724
	Payroll, annual (\$1,000) .....	1 888 124	84 198	128 559	166 911	218 025	198 381	263 937	115 276	163 104	549 733	549 733
621	Ambulatory health care services											
	Number of employees .....	18 381	2 048	2 958	2 951	3 723	3 236	(D)	(D)	(D)	(D)	—
	Payroll, annual (\$1,000) .....	671 179	75 968	108 032	121 559	139 662	109 673	(D)	(D)	(D)	(D)	—
622	Hospitals											
	Number of employees .....	20 409	—	—	—	—	—	(D)	1 684	(D)	(D)	14 724
	Payroll, annual (\$1,000) .....	752 110	—	—	—	—	—	(D)	60 774	(D)	(D)	549 733
623	Nursing & residential care facilities											
	Number of employees .....	16 200	63	494	1 256	1 813	3 194	7 579	1 801	—	—	—
	Payroll, annual (\$1,000) .....	310 223	1 974	10 306	24 221	33 748	61 684	147 528	30 762	—	—	—
624	Social assistance											
	Number of employees .....	9 643	357	669	1 393	2 638	1 611	(D)	(D)	—	—	—
	Payroll, annual (\$1,000) .....	154 612	6 256	10 221	21 131	44 615	27 024	(D)	(D)	—	—	—
<b>71</b>	<b>ARTS, ENTERTAINMENT &amp; RECREATION</b>											
	Number of employees .....	4 995	398	489	705	1 337	(D)	700	(D)	—	—	—
	Payroll, annual (\$1,000) .....	104 377	14 492	12 092	15 589	24 816	(D)	11 054	(D)	—	—	—
711	Performing arts, spectator sports & related industries											
	Number of employees .....	1 270	(D)	(D)	(D)	(D)	—	(D)	(D)	—	—	—
	Payroll, annual (\$1,000) .....	27 530	(D)	(D)	(D)	(D)	—	(D)	(D)	—	—	—
712	Museums, historical sites & like institutions											
	Number of employees .....	465	(D)	(D)	(D)	(D)	(D)	—	—	—	—	—
	Payroll, annual (\$1,000) .....	8 368	(D)	(D)	(D)	(D)	(D)	—	—	—	—	—

Note: Employment-size classes are indicated as follows: A—0 to 19; B—20 to 99; C—100 to 249; E—250 to 499; F—500 to 999; G—1,000 to 2,499; H—2,500 to 4,999; I—5,000 to 9,999; J—10,000 to 24,999; K—25,000 to 49,999; L—50,000 to 99,999; M—100,000 or more.



**Table 3. The State—Employees and Annual Payroll by Employment-Size Class: 1999—Con.**

[Excludes most government employees, railroad employees, and self-employed persons. Size class 1 to 4 includes establishments with payroll, but no employees, during mid-March pay period. (D) denotes figures withheld to avoid disclosing data for individual companies; the data are included in broader industry totals. For explanation of terms, abbreviations, and data reliability/comparability, see introductory text]

NAICS code	Major group	Total	Employment-size class									
			1 to 4	5 to 9	10 to 19	20 to 49	50 to 99	100 to 249	250 to 499	500 to 999	1,000 or more	
<b>71</b>	<b>ARTS, ENTERTAINMENT &amp; RECREATION—Con.</b>											
713	Amusement, gambling & recreation industries											
	Number of employees .....	3 260	(D)	350	554	987	(D)	(D)	(D)	—	—	—
	Payroll, annual (\$1,000) .....	68 479	(D)	9 027	13 349	16 194	(D)	(D)	(D)	—	—	—
<b>72</b>	<b>ACCOMMODATION &amp; FOOD SERVICES</b>											
	Number of employees .....	35 242	1 793	2 813	6 176	14 144	5 617	3 540	1 159	—	—	—
	Payroll, annual (\$1,000) .....	424 266	43 570	31 315	67 075	153 629	66 756	46 460	15 461	—	—	—
721	Accommodation											
	Number of employees .....	3 705	145	149	270	530	385	1 067	1 159	—	—	—
	Payroll, annual (\$1,000) .....	62 661	7 325	3 257	3 169	7 819	5 854	19 776	15 461	—	—	—
722	Food services & drinking places											
	Number of employees .....	31 537	1 648	2 664	5 906	13 614	5 232	2 473	—	—	—	—
	Payroll, annual (\$1,000) .....	361 605	36 245	28 058	63 906	145 810	60 902	26 684	—	—	—	—
<b>81</b>	<b>OTHER SERVICES (EXCEPT PUBLIC ADMINISTRATION)</b>											
	Number of employees .....	17 580	3 734	3 932	3 433	2 887	(D)	1 718	(D)	—	—	—
	Payroll, annual (\$1,000) .....	337 209	73 804	68 201	69 388	60 204	(D)	32 396	(D)	—	—	—
811	Repair & maintenance											
	Number of employees .....	4 114	1 333	1 061	885	468	(D)	(D)	—	—	—	—
	Payroll, annual (\$1,000) .....	107 515	31 363	25 680	22 452	15 077	(D)	(D)	—	—	—	—
812	Personal & laundry services											
	Number of employees .....	4 965	1 248	1 223	1 100	634	256	(D)	(D)	—	—	—
	Payroll, annual (\$1,000) .....	86 575	20 653	17 687	18 093	12 210	6 020	(D)	(D)	—	—	—
813	Religious, grantmaking, civic, prof & like organizations											
	Number of employees .....	8 501	1 153	1 648	1 448	1 785	(D)	1 233	(D)	—	—	—
	Payroll, annual (\$1,000) .....	143 119	21 788	24 834	28 843	32 917	(D)	17 031	(D)	—	—	—
<b>95</b>	<b>AUXILIARIES (EXC CORPORATE, SUBSIDIARY &amp; REGIONAL MGT)</b>											
	Number of employees .....	2 382	(D)	(D)	(D)	191	(D)	342	—	(D)	—	—
	Payroll, annual (\$1,000) .....	99 820	(D)	(D)	(D)	4 573	(D)	8 096	—	(D)	—	—
<b>99</b>	<b>UNCLASSIFIED ESTABLISHMENTS</b>											
	Number of employees .....	(E)	(D)	(D)	(D)	(D)	—	—	—	—	—	—
	Payroll, annual (\$1,000) .....	(D)	(D)	(D)	(D)	(D)	—	—	—	—	—	—

Note: Employment-size classes are indicated as follows: A—0 to 19; B—20 to 99; C—100 to 249; E—250 to 499; F—500 to 999; G—1,000 to 2,499; H—2,500 to 4,999; I—5,000 to 9,999; J—10,000 to 24,999; K—25,000 to 49,999; L—50,000 to 99,999; M—100,000 or more.

**Table 4. The State—Establishments With 1,000 Employees or More by Major Group and Employment-Size Class: 1999**

[Excludes most government employees, railroad employees, and self-employed persons. For explanation of terms, abbreviations, and data reliability/comparability, see introductory text]

NAICS code	Major group	Total number of establishments	Number of establishments by employment-size class			
			1,000 to 1,499	1,500 to 2,499	2,500 to 4,999	5,000 or more
	<b>Total</b> .....	<b>22</b>	<b>12</b>	<b>7</b>	<b>3</b>	<b>—</b>
<b>31-33</b>	<b>Manufacturing</b> .....	<b>3</b>	<b>2</b>	<b>1</b>	<b>—</b>	<b>—</b>
332	Fabricated metal product mfg .....	1	—	1	—	—
334	Computer & electronic product mfg .....	1	1	—	—	—
335	Electrical equip, appliance & component mfg .....	1	1	—	—	—
<b>42</b>	<b>Wholesale trade</b> .....	<b>1</b>	<b>1</b>	<b>—</b>	<b>—</b>	<b>—</b>
421	Wholesale trade, durable goods .....	1	1	—	—	—
<b>52</b>	<b>Finance &amp; insurance</b> .....	<b>1</b>	<b>1</b>	<b>—</b>	<b>—</b>	<b>—</b>
524	Insurance carriers & related activities .....	1	1	—	—	—
<b>54</b>	<b>Professional, scientific &amp; technical services</b> .....	<b>1</b>	<b>1</b>	<b>—</b>	<b>—</b>	<b>—</b>
541	Professional, scientific & technical services .....	1	1	—	—	—
<b>55</b>	<b>Management of companies &amp; enterprises</b> .....	<b>2</b>	<b>1</b>	<b>1</b>	<b>—</b>	<b>—</b>
551	Management of companies & enterprises .....	2	1	1	—	—
<b>56</b>	<b>Admin, support, waste mgt, remediation services</b> .....	<b>1</b>	<b>—</b>	<b>—</b>	<b>1</b>	<b>—</b>
561	Administrative & support services .....	1	—	—	1	—
<b>61</b>	<b>Educational services</b> .....	<b>5</b>	<b>1</b>	<b>3</b>	<b>1</b>	<b>—</b>
611	Educational services .....	5	1	3	1	—
<b>62</b>	<b>Health care and social assistance</b> .....	<b>8</b>	<b>5</b>	<b>2</b>	<b>1</b>	<b>—</b>
622	Hospitals .....	8	5	2	1	—

**Table 5. The State—Employees, Payroll, and Establishments by County: 1999 and 1998**

[Excludes most government employees, railroad employees, and self-employed persons. (D) denotes figures withheld to avoid disclosing data for individual companies; the data are included in broader industry totals. For explanation of terms, abbreviations, and data reliability/comparability, see introductory text]

County	1999				1998			
	Number of establishments	Number of employees for week including March 12	Payroll (\$1,000)		Number of establishments	Number of employees for week including March 12	Payroll (\$1,000)	
			First quarter	Annual			First quarter	Annual
<b>Total</b> .....	<b>28 240</b>	<b>405 445</b>	<b>2 778 703</b>	<b>11 842 626</b>	<b>28 245</b>	<b>402 485</b>	<b>2 589 569</b>	<b>11 115 638</b>
Bristol .....	1 113	12 391	58 116	263 941	1 114	12 166	57 994	261 146
Kent .....	4 918	69 472	445 156	1 946 627	4 930	69 634	424 557	1 836 981
Newport .....	2 706	28 076	161 747	744 856	2 725	26 597	156 716	697 138
Providence .....	16 040	260 953	1 910 544	7 962 183	16 064	261 016	1 763 273	7 466 289
Washington .....	3 463	34 553	203 140	925 019	3 412	33 072	187 029	854 084
<b>Statewide</b> .....	-	-	-	-	-	-	-	-

Note: Employment-size classes are indicated as follows: A—0 to 19; B—20 to 99; C—100 to 249; E—250 to 499; F—500 to 999; G—1,000 to 2,499; H—2,500 to 4,999; I—5,000 to 9,999; J—10,000 to 24,999; K—25,000 to 49,999; L—50,000 to 99,999; M—100,000 or more.

**Table 6. Counties—Employees, Payroll, and Establishments by Industry: 1999**

[Excludes most government employees, railroad employees, and self-employed persons. Size class 1 to 4 includes establishments with payroll, but no employees, during mid-March pay period. (D) denotes figures withheld to avoid disclosing data for individual companies; the data are included in broader industry totals. Detailed industries with 100 or more employees are shown if industry was not a (D). For explanation of terms, abbreviations, and data reliability/comparability, see introductory text]

NAICS code	Industry	Number of employees for week including March 12	Payroll (\$1,000)		Total number of establishments	Number of establishments by employment-size class								
			First quarter	Annual		1 to 4	5 to 9	10 to 19	20 to 49	50 to 99	100 to 249	250 to 499	500 to 999	1,000 or more
<b>BRISTOL</b>														
	<b>Total</b> .....	<b>12 391</b>	<b>58 116</b>	<b>263 941</b>	<b>1 113</b>	<b>692</b>	<b>195</b>	<b>96</b>	<b>91</b>	<b>26</b>	<b>10</b>	<b>2</b>	<b>-</b>	<b>1</b>
11	Forestry, fishing, hunting, and agriculture support .....	(A)	(D)	(D)	6	6	-	-	-	-	-	-	-	-
21	Mining .....	(A)	(D)	(D)	1	1	-	-	-	-	-	-	-	-
22	Utilities .....	(A)	(D)	(D)	1	-	-	1	-	-	-	-	-	-
23	Construction .....	<b>589</b>	<b>3 757</b>	<b>20 316</b>	<b>167</b>	<b>133</b>	<b>22</b>	<b>7</b>	<b>5</b>	<b>-</b>	<b>-</b>	<b>-</b>	<b>-</b>	<b>-</b>
233	Building, developing & general contracting .....	198	1 093	5 223	57	47	7	2	1	-	-	-	-	-
2332	Residential building construction .....	(C)	(D)	(D)	53	45	7	1	-	-	-	-	-	-
23321	Single-family housing construction .....	155	803	3 797	51	44	6	1	-	-	-	-	-	-
233210	Single-family housing construction .....	155	803	3 797	51	44	6	1	-	-	-	-	-	-
235	Special trade contractors .....	334	2 308	11 534	105	84	14	4	3	-	-	-	-	-
31-33	<b>Manufacturing</b> .....	<b>2 795</b>	<b>18 599</b>	<b>81 704</b>	<b>105</b>	<b>36</b>	<b>17</b>	<b>19</b>	<b>19</b>	<b>8</b>	<b>4</b>	<b>2</b>	<b>-</b>	<b>-</b>
311	Food mfg .....	131	871	3 967	5	2	-	1	1	1	-	-	-	-
313	Textile mills .....	111	469	2 614	4	1	-	2	-	1	-	-	-	-
314	Textile product mills .....	171	718	3 683	6	2	3	-	-	1	-	-	-	-
3141	Textile furnishings mills .....	(C)	(D)	(D)	2	1	-	-	-	-	1	-	-	-
31411	Carpet & rug mills .....	(C)	(D)	(D)	1	-	-	-	-	-	1	-	-	-
326	Plastics & rubber products mfg .....	(E)	(D)	(D)	9	1	3	1	2	1	1	-	-	-
3261	Plastics product mfg .....	(E)	(D)	(D)	6	1	1	1	1	1	1	-	-	-
32619	Other plastics product mfg .....	(E)	(D)	(D)	6	1	1	1	1	1	1	-	-	-
332	Fabricated metal product mfg .....	167	1 360	6 275	17	7	3	4	3	-	-	-	-	-
333	Machinery mfg .....	(E)	(D)	(D)	12	4	3	2	1	1	1	-	-	-
3335	Metalworking machinery mfg .....	(E)	(D)	(D)	7	2	2	1	-	1	1	-	-	-
33351	Metalworking machinery mfg .....	(E)	(D)	(D)	7	2	2	1	-	1	1	-	-	-
336	Transportation equipment mfg .....	565	3 496	15 225	11	2	-	2	4	2	-	1	-	-
3366	Ship & boat building .....	(F)	(D)	(D)	10	1	-	2	4	2	-	1	-	-
33661	Ship & boat building .....	(F)	(D)	(D)	10	1	-	2	4	2	-	1	-	-
339	Miscellaneous mfg .....	697	4 406	17 686	14	4	1	2	3	2	1	1	-	-
3399	Other miscellaneous mfg .....	639	3 509	14 536	10	1	1	2	3	1	1	1	-	-
33991	Jewelry & silverware mfg .....	(E)	(D)	(D)	4	-	-	1	2	-	-	1	-	-
33995	Sign mfg .....	(C)	(D)	(D)	2	-	-	-	-	1	1	-	-	-
42	<b>Wholesale trade</b> .....	<b>301</b>	<b>1 890</b>	<b>9 197</b>	<b>53</b>	<b>40</b>	<b>9</b>	<b>2</b>	<b>1</b>	<b>1</b>	<b>-</b>	<b>-</b>	<b>-</b>	<b>-</b>
421	Wholesale trade, durable goods .....	109	824	4 027	31	23	6	2	-	-	-	-	-	-
422	Wholesale trade, nondurable goods .....	192	1 066	5 170	22	17	3	-	1	1	-	-	-	-
44-45	<b>Retail trade</b> .....	<b>1 346</b>	<b>5 473</b>	<b>23 812</b>	<b>158</b>	<b>99</b>	<b>28</b>	<b>11</b>	<b>16</b>	<b>3</b>	<b>1</b>	<b>-</b>	<b>-</b>	<b>-</b>
441	Motor vehicle & parts dealers .....	145	902	4 261	17	10	3	1	3	-	-	-	-	-
4411	Automobile dealers .....	(C)	(D)	(D)	7	3	-	1	3	-	-	-	-	-
44111	New car dealers .....	108	720	3 371	5	1	-	1	3	-	-	-	-	-
441110	New car dealers .....	108	720	3 371	5	1	-	1	3	-	-	-	-	-
445	Food & beverage stores .....	388	1 353	5 786	28	20	3	1	2	1	1	-	-	-
4451	Grocery stores .....	319	1 190	4 888	13	9	1	-	1	1	1	-	-	-
44511	Grocery (except convenience) stores .....	296	1 126	4 626	5	2	-	-	1	1	1	-	-	-
445110	Grocery (except convenience) stores .....	296	1 126	4 626	5	2	-	-	1	1	1	-	-	-
446	Health & personal care stores .....	145	633	2 815	9	2	2	2	3	-	-	-	-	-
4461	Health & personal care stores .....	145	633	2 815	9	2	2	2	3	-	-	-	-	-
44611	Pharmacies & drug stores .....	(C)	(D)	(D)	7	-	2	2	3	-	-	-	-	-
448	Clothing & clothing accessories stores .....	125	422	2 110	11	6	2	-	2	1	-	-	-	-
452	General merchandise stores .....	103	244	1 097	4	1	-	1	1	1	-	-	-	-
453	Miscellaneous store retailers .....	115	281	1 189	20	12	3	4	1	-	-	-	-	-
48-49	<b>Transportation &amp; warehousing</b> .....	<b>207</b>	<b>980</b>	<b>4 803</b>	<b>19</b>	<b>13</b>	<b>3</b>	<b>-</b>	<b>1</b>	<b>2</b>	<b>-</b>	<b>-</b>	<b>-</b>	<b>-</b>
485	Transit & ground passenger transportation .....	(C)	(D)	(D)	2	-	-	-	1	1	-	-	-	-
4854	School & employee bus transportation .....	(C)	(D)	(D)	2	-	-	-	1	1	-	-	-	-
48541	School & employee bus transportation .....	(C)	(D)	(D)	2	-	-	-	1	1	-	-	-	-
51	<b>Information</b> .....	<b>153</b>	<b>903</b>	<b>5 450</b>	<b>12</b>	<b>8</b>	<b>-</b>	<b>1</b>	<b>2</b>	<b>1</b>	<b>-</b>	<b>-</b>	<b>-</b>	<b>-</b>
52	<b>Finance &amp; insurance</b> .....	<b>303</b>	<b>2 229</b>	<b>8 848</b>	<b>45</b>	<b>19</b>	<b>18</b>	<b>5</b>	<b>3</b>	<b>-</b>	<b>-</b>	<b>-</b>	<b>-</b>	<b>-</b>
522	Credit intermediation & related activities .....	(C)	(D)	(D)	22	4	12	3	3	-	-	-	-	-
5221	Depository credit intermediation .....	(C)	(D)	(D)	17	1	12	3	1	-	-	-	-	-
53	<b>Real estate &amp; rental &amp; leasing</b> .....	<b>107</b>	<b>515</b>	<b>2 453</b>	<b>44</b>	<b>38</b>	<b>5</b>	<b>1</b>	<b>-</b>	<b>-</b>	<b>-</b>	<b>-</b>	<b>-</b>	<b>-</b>
54	<b>Professional, scientific &amp; technical services</b> .....	<b>220</b>	<b>1 285</b>	<b>6 471</b>	<b>80</b>	<b>67</b>	<b>11</b>	<b>-</b>	<b>2</b>	<b>-</b>	<b>-</b>	<b>-</b>	<b>-</b>	<b>-</b>
541	Professional, scientific & technical services .....	220	1 285	6 471	80	67	11	-	2	-	-	-	-	-
55	<b>Management of companies &amp; enterprises</b> .....	<b>74</b>	<b>868</b>	<b>3 646</b>	<b>5</b>	<b>2</b>	<b>1</b>	<b>1</b>	<b>1</b>	<b>-</b>	<b>-</b>	<b>-</b>	<b>-</b>	<b>-</b>
56	<b>Admin, support, waste mgt, remediation services</b> .....	<b>177</b>	<b>724</b>	<b>3 900</b>	<b>53</b>	<b>42</b>	<b>7</b>	<b>2</b>	<b>2</b>	<b>-</b>	<b>-</b>	<b>-</b>	<b>-</b>	<b>-</b>
561	Administrative & support services .....	177	724	3 900	53	42	7	2	2	-	-	-	-	-
5617	Services to buildings & dwellings .....	100	347	2 409	37	30	6	-	1	-	-	-	-	-

Note: Employment-size classes are indicated as follows: A—0 to 19; B—20 to 99; C—100 to 249; E—250 to 499; F—500 to 999; G—1,000 to 2,499; H—2,500 to 4,999; I—5,000 to 9,999; J—10,000 to 24,999; K—25,000 to 49,999; L—50,000 to 99,999; M—100,000 or more.

**Table 6. Counties—Employees, Payroll, and Establishments by Industry: 1999—Con.**

[Excludes most government employees, railroad employees, and self-employed persons. Size class 1 to 4 includes establishments with payroll, but no employees, during mid-March pay period. (D) denotes figures withheld to avoid disclosing data for individual companies; the data are included in broader industry totals. Detailed industries with 100 or more employees are shown if industry was not a (D). For explanation of terms, abbreviations, and data reliability/comparability, see introductory text]

NAICS code	Industry	Number of employees for week including March 12	Payroll (\$1,000)		Total number of establishments	Number of establishments by employment-size class									
			First quarter	Annual		1 to 4	5 to 9	10 to 19	20 to 49	50 to 99	100 to 249	250 to 499	500 to 999	1,000 or more	
<b>BRISTOL—Con.</b>															
<b>61</b>	<b>Educational services</b> .....	<b>2 246</b>	<b>6 629</b>	<b>28 507</b>	<b>16</b>	<b>7</b>	<b>2</b>	<b>2</b>	<b>2</b>	<b>2</b>	<b>—</b>	<b>—</b>	<b>—</b>	<b>1</b>	
611	Educational services .....	2 246	6 629	28 507	16	7	2	2	2	2	—	—	—	1	
6111	Elementary & secondary schools .....	(C)	(D)	(D)	4	—	—	2	1	1	—	—	—	—	
61111	Elementary & secondary schools .....	(C)	(D)	(D)	4	—	—	2	1	1	—	—	—	—	
6113	Colleges, universities & professional schools ...	(G)	(D)	(D)	2	—	—	—	—	1	—	—	—	1	
61131	Colleges, universities & professional schools .	(G)	(D)	(D)	2	—	—	—	—	1	—	—	—	1	
<b>62</b>	<b>Health care and social assistance</b> .....	<b>1 559</b>	<b>7 728</b>	<b>33 882</b>	<b>98</b>	<b>44</b>	<b>21</b>	<b>15</b>	<b>9</b>	<b>6</b>	<b>3</b>	<b>—</b>	<b>—</b>	<b>—</b>	
621	Ambulatory health care services .....	509	3 573	15 732	55	33	8	7	5	2	—	—	—	—	
6211	Offices of physicians .....	238	2 025	8 963	21	12	2	4	2	1	—	—	—	—	
62111	Offices of physicians .....	238	2 025	8 963	21	12	2	4	2	1	—	—	—	—	
6212	Offices of dentists .....	104	679	2 917	13	6	3	2	2	—	—	—	—	—	
62121	Offices of dentists .....	104	679	2 917	13	6	3	2	2	—	—	—	—	—	
621210	Offices of dentists .....	104	679	2 917	13	6	3	2	2	—	—	—	—	—	
623	Nursing & residential care facilities .....	(F)	(D)	(D)	24	1	9	6	2	4	2	—	—	—	
6231	Nursing care facilities .....	565	2 593	11 498	6	—	1	—	—	3	2	—	—	—	
62311	Nursing care facilities .....	565	2 593	11 498	6	—	1	—	—	3	2	—	—	—	
623110	Nursing care facilities .....	565	2 593	11 498	6	—	1	—	—	3	2	—	—	—	
6232	Residential mental retardation, health facil .....	(C)	(D)	(D)	13	—	8	2	2	1	—	—	—	—	
62321	Residential mental retardation facilities .....	163	646	2 801	10	—	7	1	1	1	—	—	—	—	
623210	Residential mental retardation facilities .....	163	646	2 801	10	—	7	1	1	1	—	—	—	—	
624	Social assistance .....	(C)	(D)	(D)	19	10	4	2	2	—	1	—	—	—	
6243	Vocational rehabilitation services .....	(C)	(D)	(D)	2	1	—	—	—	—	1	—	—	—	
62431	Vocational rehabilitation services .....	(C)	(D)	(D)	2	1	—	—	—	—	1	—	—	—	
6244	Child day care services .....	(C)	(D)	(D)	14	6	4	2	2	—	—	—	—	—	
62441	Child day care services .....	(C)	(D)	(D)	14	6	4	2	2	—	—	—	—	—	
<b>71</b>	<b>Arts, entertainment &amp; recreation</b> .....	<b>(C)</b>	<b>(D)</b>	<b>(D)</b>	<b>22</b>	<b>11</b>	<b>6</b>	<b>3</b>	<b>2</b>	<b>—</b>	<b>—</b>	<b>—</b>	<b>—</b>	<b>—</b>	
713	Amusement, gambling & recreation industries ....	(C)	(D)	(D)	16	7	4	3	2	—	—	—	—	—	
7139	Other amusement & recreation industries .....	(C)	(D)	(D)	16	7	4	3	2	—	—	—	—	—	
<b>72</b>	<b>Accommodation &amp; food services</b> .....	<b>1 395</b>	<b>3 055</b>	<b>14 137</b>	<b>97</b>	<b>39</b>	<b>18</b>	<b>16</b>	<b>20</b>	<b>3</b>	<b>1</b>	<b>—</b>	<b>—</b>	<b>—</b>	
722	Food services & drinking places .....	(G)	(D)	(D)	95	38	18	15	20	3	1	—	—	—	
7221	Full-service restaurants .....	653	1 396	7 114	47	18	9	8	9	3	—	—	—	—	
72211	Full-service restaurants .....	653	1 396	7 114	47	18	9	8	9	3	—	—	—	—	
722110	Full-service restaurants .....	653	1 396	7 114	47	18	9	8	9	3	—	—	—	—	
7222	Limited-service eating places .....	407	952	4 352	33	11	6	7	9	—	—	—	—	—	
72221	Limited-service eating places .....	407	952	4 352	33	11	6	7	9	—	—	—	—	—	
722211	Limited-service restaurants .....	232	518	2 328	19	7	4	3	5	—	—	—	—	—	
7223	Special food services .....	(E)	(D)	(D)	6	3	1	—	1	—	1	—	—	—	
72231	Food service contractors .....	249	489	1 760	4	2	1	—	—	—	1	—	—	—	
722310	Food service contractors .....	249	489	1 760	4	2	1	—	—	—	1	—	—	—	
<b>81</b>	<b>Other services (except public administration)</b> .....	<b>696</b>	<b>2 189</b>	<b>10 084</b>	<b>115</b>	<b>73</b>	<b>26</b>	<b>10</b>	<b>5</b>	<b>—</b>	<b>1</b>	<b>—</b>	<b>—</b>	<b>—</b>	
811	Repair & maintenance .....	121	535	2 718	38	31	5	2	—	—	—	—	—	—	
812	Personal & laundry services .....	168	527	2 306	41	25	10	6	—	—	—	—	—	—	
813	Religious, grantmaking, civic, prof & like organizations .....	407	1 127	5 060	36	17	11	2	5	—	1	—	—	—	
8131	Religious organizations .....	268	844	3 545	24	9	9	1	5	—	—	—	—	—	
81311	Religious organizations .....	268	844	3 545	24	9	9	1	5	—	—	—	—	—	
813110	Religious organizations .....	268	844	3 545	24	9	9	1	5	—	—	—	—	—	
8134	Civic & social organizations .....	111	203	956	4	2	1	—	—	—	1	—	—	—	
81341	Civic & social organizations .....	111	203	956	4	2	1	—	—	—	1	—	—	—	
813410	Civic & social organizations .....	111	203	956	4	2	1	—	—	—	1	—	—	—	
<b>95</b>	<b>Auxiliaries (exc corporate, subsidiary &amp; regional mgt)</b> .....	<b>(A)</b>	<b>(D)</b>	<b>(D)</b>	<b>1</b>	<b>—</b>	<b>1</b>	<b>—</b>	<b>—</b>	<b>—</b>	<b>—</b>	<b>—</b>	<b>—</b>	<b>—</b>	
<b>99</b>	<b>Unclassified establishments</b> .....	<b>(B)</b>	<b>(D)</b>	<b>(D)</b>	<b>15</b>	<b>14</b>	<b>—</b>	<b>—</b>	<b>1</b>	<b>—</b>	<b>—</b>	<b>—</b>	<b>—</b>	<b>—</b>	
<b>KENT</b>															
	<b>Total</b> .....	<b>69 472</b>	<b>445 156</b>	<b>1 946 627</b>	<b>4 918</b>	<b>2 719</b>	<b>920</b>	<b>606</b>	<b>419</b>	<b>137</b>	<b>85</b>	<b>23</b>	<b>8</b>	<b>1</b>	
<b>11</b>	<b>Forestry, fishing, hunting, and agriculture support</b> .....	<b>(A)</b>	<b>(D)</b>	<b>(D)</b>	<b>4</b>	<b>4</b>	<b>—</b>	<b>—</b>	<b>—</b>	<b>—</b>	<b>—</b>	<b>—</b>	<b>—</b>	<b>—</b>	
<b>21</b>	<b>Mining</b> .....	<b>(A)</b>	<b>(D)</b>	<b>(D)</b>	<b>3</b>	<b>2</b>	<b>1</b>	<b>—</b>	<b>—</b>	<b>—</b>	<b>—</b>	<b>—</b>	<b>—</b>	<b>—</b>	
<b>22</b>	<b>Utilities</b> .....	<b>(A)</b>	<b>(D)</b>	<b>(D)</b>	<b>1</b>	<b>1</b>	<b>—</b>	<b>—</b>	<b>—</b>	<b>—</b>	<b>—</b>	<b>—</b>	<b>—</b>	<b>—</b>	

Note: Employment-size classes are indicated as follows: A—0 to 19; B—20 to 99; C—100 to 249; E—250 to 499; F—500 to 999; G—1,000 to 2,499; H—2,500 to 4,999; I—5,000 to 9,999; J—10,000 to 24,999; K—25,000 to 49,999; L—50,000 to 99,999; M—100,000 or more.

**Table 6. Counties—Employees, Payroll, and Establishments by Industry: 1999—Con.**

[Excludes most government employees, railroad employees, and self-employed persons. Size class 1 to 4 includes establishments with payroll, but no employees, during mid-March pay period. (D) denotes figures withheld to avoid disclosing data for individual companies; the data are included in broader industry totals. Detailed industries with 100 or more employees are shown if industry was not a (D). For explanation of terms, abbreviations, and data reliability/comparability, see introductory text]

NAICS code	Industry	Number of employees for week including March 12	Payroll (\$1,000)		Total number of establishments	Number of establishments by employment-size class									
			First quarter	Annual		1 to 4	5 to 9	10 to 19	20 to 49	50 to 99	100 to 249	250 to 499	500 to 999	1,000 or more	
<b>KENT—Con.</b>															
<b>23</b>	<b>Construction</b>	<b>3 245</b>	<b>25 982</b>	<b>131 088</b>	<b>553</b>	<b>394</b>	<b>88</b>	<b>36</b>	<b>25</b>	<b>8</b>	<b>2</b>	—	—	—	
233	Building, developing & general contracting	635	5 122	24 344	155	123	17	8	6	1	—	—	—	—	
2332	Residential building construction	428	3 316	15 208	129	108	13	5	2	1	—	—	—	—	
23321	Single-family housing construction	413	3 230	14 734	124	104	12	5	2	1	—	—	—	—	
233210	Single-family housing construction	413	3 230	14 734	124	104	12	5	2	1	—	—	—	—	
2333	Nonresidential building construction	198	1 772	8 722	19	9	3	3	4	—	—	—	—	—	
23332	Commercial & institutional bldg construction	182	1 638	7 991	16	7	3	2	4	—	—	—	—	—	
233320	Commercial & institutional bldg construction	182	1 638	7 991	16	7	3	2	4	—	—	—	—	—	
234	Heavy construction	393	3 180	21 388	22	8	6	5	1	1	1	—	—	—	
2341	Highway, street, bridge & tunnel construction	315	2 667	18 303	8	1	1	3	1	1	1	—	—	—	
23411	Highway & street construction	315	2 667	18 303	8	1	1	3	1	1	1	—	—	—	
234110	Highway & street construction	315	2 667	18 303	8	1	1	3	1	1	1	—	—	—	
235	Special trade contractors	2 217	17 680	85 356	376	263	65	23	18	6	1	—	—	—	
2351	Plumbing, heating & AC contractor	495	4 743	24 238	75	48	16	6	3	2	—	—	—	—	
23511	Plumbing, heating & AC contractor	495	4 743	24 238	75	48	16	6	3	2	—	—	—	—	
235110	Plumbing, heating & AC contractor	495	4 743	24 238	75	48	16	6	3	2	—	—	—	—	
2352	Painting & wall covering contractors	111	619	4 126	43	35	5	3	—	—	—	—	—	—	
23521	Painting & wall covering contractors	111	619	4 126	43	35	5	3	—	—	—	—	—	—	
235210	Painting & wall covering contractors	111	619	4 126	43	35	5	3	—	—	—	—	—	—	
2353	Electrical contractors	507	3 608	19 769	61	33	12	8	7	1	—	—	—	—	
23531	Electrical contractors	507	3 608	19 769	61	33	12	8	7	1	—	—	—	—	
235310	Electrical contractors	507	3 608	19 769	61	33	12	8	7	1	—	—	—	—	
2354	Masonry, drywall, insulation, tile contractors	226	1 303	5 358	46	35	7	2	1	1	—	—	—	—	
23541	Masonry & stone contractors	113	884	3 636	25	17	5	2	1	—	—	—	—	—	
235410	Masonry & stone contractors	113	884	3 636	25	17	5	2	1	—	—	—	—	—	
23542	Drywall, acoustical & insulation contractors	(C)	(D)	(D)	18	15	2	—	—	1	—	—	—	—	
2355	Carpentry & floor contractors	252	1 623	7 506	53	42	7	1	2	1	—	—	—	—	
23551	Carpentry contractors	243	1 604	7 399	46	35	7	1	2	1	—	—	—	—	
235510	Carpentry contractors	243	1 604	7 399	46	35	7	1	2	1	—	—	—	—	
2356	Roofing, siding, & sheet metal contractors	175	1 090	5 480	25	17	3	1	4	—	—	—	—	—	
23561	Roofing, siding, & sheet metal contractors	175	1 090	5 480	25	17	3	1	4	—	—	—	—	—	
235610	Roofing, siding, & sheet metal contractors	175	1 090	5 480	25	17	3	1	4	—	—	—	—	—	
2359	Other special trade contractors	387	4 364	16 377	52	37	10	2	1	1	1	—	—	—	
23591	Structural steel erection contractors	221	3 551	11 463	6	3	—	1	—	1	1	—	—	—	
235910	Structural steel erection contractors	221	3 551	11 463	6	3	—	1	—	1	1	—	—	—	
<b>31-33</b>	<b>Manufacturing</b>	<b>11 320</b>	<b>93 772</b>	<b>409 228</b>	<b>380</b>	<b>151</b>	<b>68</b>	<b>60</b>	<b>61</b>	<b>19</b>	<b>14</b>	<b>4</b>	<b>3</b>	—	
311	Food mfg	228	1 087	5 429	20	6	3	8	3	—	—	—	—	—	
312	Beverage & tobacco product mfg	(C)	(D)	(D)	5	3	—	—	1	—	1	—	—	—	
3121	Beverage mfg	(C)	(D)	(D)	5	3	—	—	1	—	1	—	—	—	
31211	Soft drink & ice mfg	(C)	(D)	(D)	3	1	—	—	1	—	1	—	—	—	
313	Textile mills	475	2 789	11 873	17	5	4	—	5	2	1	—	—	—	
3131	Fiber, yarn & thread mills	(C)	(D)	(D)	3	1	—	—	—	1	1	—	—	—	
31311	Fiber, yarn & thread mills	(C)	(D)	(D)	3	1	—	—	—	1	1	—	—	—	
3132	Fabric mills	(C)	(D)	(D)	10	4	2	—	3	1	—	—	—	—	
31324	Knit fabric mills	(C)	(D)	(D)	6	3	—	—	2	1	—	—	—	—	
322	Paper mfg	237	2 419	10 923	4	—	—	1	2	—	1	—	—	—	
3222	Converted paper product mfg	237	2 419	10 923	4	—	—	1	2	—	1	—	—	—	
32221	Paperboard container mfg	(C)	(D)	(D)	2	—	—	—	1	—	1	—	—	—	
323	Printing & related support activities	457	4 165	19 397	42	23	6	6	6	1	—	—	—	—	
3231	Printing & related support activities	457	4 165	19 397	42	23	6	6	6	1	—	—	—	—	
32311	Printing	(E)	(D)	(D)	40	21	6	6	6	1	—	—	—	—	
323110	Commercial lithographic printing	320	3 326	15 385	15	4	2	3	5	1	—	—	—	—	
325	Chemical mfg	900	9 470	39 742	9	1	—	1	3	1	2	1	—	—	
3251	Basic chemical mfg	(C)	(D)	(D)	1	—	—	—	—	—	1	—	—	—	
32513	Synthetic dye & pigment mfg	(C)	(D)	(D)	1	—	—	—	—	—	1	—	—	—	
3256	Soap, cleaners & toilet preparation mfg	(F)	(D)	(D)	3	—	—	1	—	—	1	1	—	—	
32561	Soap & cleaning compound mfg	(F)	(D)	(D)	3	—	—	1	—	—	1	1	—	—	
326	Plastics & rubber products mfg	(C)	(D)	(D)	13	3	1	3	6	—	—	—	—	—	
3261	Plastics product mfg	239	1 452	6 297	12	2	1	3	6	—	—	—	—	—	
32619	Other plastics product mfg	201	1 128	4 825	8	—	—	3	5	—	—	—	—	—	
326199	All other plastics product mfg	201	1 128	4 825	8	—	—	3	5	—	—	—	—	—	
331	Primary metal mfg	(G)	(D)	(D)	10	2	—	—	2	2	3	—	1	—	
3312	Steel product mfg from purchased steel	(F)	(D)	(D)	1	—	—	—	—	—	—	—	1	—	
33122	Rolling & drawing of purchased steel	(F)	(D)	(D)	1	—	—	—	—	—	—	—	1	—	
3314	Nonferrous (exc alum) production & processing	(E)	(D)	(D)	6	1	—	—	1	2	2	—	—	—	
33142	Copper rolling, drawing, extruding & alloying	(C)	(D)	(D)	3	1	—	—	—	1	1	—	—	—	
33149	Other nonferrous roll, draw, extruding, alloying	(E)	(D)	(D)	3	—	—	—	1	1	1	—	—	—	
3315	Foundries	(C)	(D)	(D)	2	1	—	—	—	—	1	—	—	—	
33152	Nonferrous metal foundries	(C)	(D)	(D)	2	1	—	—	—	—	1	—	—	—	

Note: Employment-size classes are indicated as follows: A—0 to 19; B—20 to 99; C—100 to 249; E—250 to 499; F—500 to 999; G—1,000 to 2,499; H—2,500 to 4,999; I—5,000 to 9,999; J—10,000 to 24,999; K—25,000 to 49,999; L—50,000 to 99,999; M—100,000 or more.

**Table 6. Counties—Employees, Payroll, and Establishments by Industry: 1999—Con.**

[Excludes most government employees, railroad employees, and self-employed persons. Size class 1 to 4 includes establishments with payroll, but no employees, during mid-March pay period. (D) denotes figures withheld to avoid disclosing data for individual companies; the data are included in broader industry totals. Detailed industries with 100 or more employees are shown if industry was not a (D). For explanation of terms, abbreviations, and data reliability/comparability, see introductory text]

NAICS code	Industry	Number of employees for week including March 12	Payroll (\$1,000)		Total number of establishments	Number of establishments by employment-size class									
			First quarter	Annual		1 to 4	5 to 9	10 to 19	20 to 49	50 to 99	100 to 249	250 to 499	500 to 999	1,000 or more	
<b>KENT—Con.</b>															
<b>31-33 Manufacturing—Con.</b>															
332	Fabricated metal product mfg .....	1 371	11 814	59 705	62	25	15	8	9	3	1	1	—	—	
3323	Architectural & structural metals mfg .....	367	3 367	14 115	5	1	1	—	1	1	1	—	—	—	
33232	Ornamental & architectural metal prod mfg ...	(E)	(D)	(D)	4	1	1	—	—	1	1	—	—	—	
3324	Boiler, tank & shipping container mfg .....	(E)	(D)	(D)	2	—	—	—	1	—	—	1	—	—	
33242	Metal tank (heavy gauge) mfg .....	(E)	(D)	(D)	2	—	—	—	1	—	—	1	—	—	
3327	Mach shops, turn prod, screw, nut, bolt mfg ....	310	2 460	10 253	31	15	7	3	5	1	—	—	—	—	
33271	Machine shops .....	184	1 592	6 653	23	14	6	—	2	1	—	—	—	—	
332710	Machine shops .....	184	1 592	6 653	23	14	6	—	2	1	—	—	—	—	
33272	Turned product & screw, nut & bolt mfg .....	126	868	3 600	8	1	1	3	3	—	—	—	—	—	
333	Machinery mfg .....	390	3 523	17 097	35	13	9	7	5	1	—	—	—	—	
3335	Metalworking machinery mfg .....	235	2 284	11 553	20	11	1	4	3	1	—	—	—	—	
33351	Metalworking machinery mfg .....	235	2 284	11 553	20	11	1	4	3	1	—	—	—	—	
334	Computer & electronic product mfg .....	2 250	20 819	88 157	30	5	4	7	6	3	3	1	1	—	
3341	Computer & peripheral equipment mfg .....	(F)	(D)	(D)	4	—	1	—	—	—	2	1	—	—	
33411	Computer & peripheral equipment mfg .....	(F)	(D)	(D)	4	—	1	—	—	—	2	1	—	—	
3344	Semiconductor & oth electronic component mfg .....	1 315	11 498	50 783	10	2	1	1	1	3	1	—	1	—	
33441	Semiconductor & oth electronic component mfg .....	1 315	11 498	50 783	10	2	1	1	1	3	1	—	1	—	
3345	Nav, measuring, medical, control instruments mfg .....	(C)	(D)	(D)	16	3	2	6	5	—	—	—	—	—	
33451	Nav, measuring, medical, control instruments mfg .....	(C)	(D)	(D)	16	3	2	6	5	—	—	—	—	—	
335	Electrical equip, appliance & component mfg .....	1 038	8 907	33 207	6	3	—	—	1	—	1	—	1	—	
3359	Other electrical equipment & component mfg ...	(F)	(D)	(D)	3	1	—	—	—	—	1	—	1	—	
33593	Wiring device mfg .....	(F)	(D)	(D)	3	1	—	—	—	—	1	—	1	—	
337	Furniture & related product mfg .....	604	4 146	16 995	11	5	1	3	—	1	—	1	—	—	
3372	Office furniture (including fixtures) mfg .....	(C)	(D)	(D)	4	—	1	2	—	1	—	—	—	—	
33721	Office furniture (including fixtures) mfg .....	(C)	(D)	(D)	4	—	1	2	—	1	—	—	—	—	
3379	Other furniture related product mfg .....	(E)	(D)	(D)	1	—	—	—	—	—	—	1	—	—	
33792	Blind & shade mfg .....	(E)	(D)	(D)	1	—	—	—	—	—	—	1	—	—	
339	Miscellaneous mfg .....	1 248	8 099	37 804	88	43	17	10	12	5	1	—	—	—	
3399	Other miscellaneous mfg .....	1 202	7 842	36 518	81	40	14	10	11	5	1	—	—	—	
33991	Jewelry & silverware mfg .....	830	4 736	22 787	64	31	12	8	9	4	—	—	—	—	
33999	All other misc mfg .....	(C)	(D)	(D)	6	3	—	1	1	—	1	—	—	—	
<b>42</b>	<b>Wholesale trade .....</b>	<b>3 409</b>	<b>32 386</b>	<b>128 685</b>	<b>297</b>	<b>172</b>	<b>49</b>	<b>36</b>	<b>28</b>	<b>8</b>	<b>2</b>	<b>2</b>	<b>—</b>	<b>—</b>	
421	Wholesale trade, durable goods .....	2 478	24 384	92 612	205	121	35	24	17	4	2	2	—	—	
4211	Motor vehicle, motor vehicle pt & supply whsle .	244	1 897	8 112	24	15	3	3	2	1	—	—	—	—	
42111	Automobile & other motor vehicle whsle .....	190	1 598	6 854	9	4	1	1	2	1	—	—	—	—	
421110	Automobile & other motor vehicle whsle ...	190	1 598	6 854	9	4	1	1	2	1	—	—	—	—	
4212	Furniture & home furnishing whsle .....	248	2 906	10 891	8	3	1	2	1	—	1	—	—	—	
42122	Home furnishing whsle .....	248	2 906	10 891	8	3	1	2	1	—	1	—	—	—	
421220	Home furnishing whsle .....	248	2 906	10 891	8	3	1	2	1	—	1	—	—	—	
4214	Professional & commercial equip & supp whsle .	489	5 189	20 682	35	19	4	2	7	3	—	—	—	—	
42145	Medical, dental, hospital equip & supp whsle .	205	2 911	10 912	8	3	1	1	2	1	—	—	—	—	
421450	Medical, dental, hospital equip & supp whsle .....	205	2 911	10 912	8	3	1	1	2	—	—	—	—	—	
4216	Electrical goods whsle .....	116	1 093	5 061	18	11	2	3	2	—	—	—	—	—	
4217	Hardware, plumb & heating equip & sup whsle..	334	3 043	13 687	13	7	2	3	—	—	—	1	—	—	
42171	Hardware whsle .....	301	2 735	12 227	7	3	1	2	—	—	—	1	—	—	
421710	Hardware whsle .....	301	2 735	12 227	7	3	1	2	—	—	—	1	—	—	
4218	Machinery, equipment & supplies whsle .....	603	6 743	19 713	56	33	15	6	1	—	—	1	—	—	
42183	Industrial machinery & equipment whsle .....	487	5 819	15 595	30	17	7	4	1	—	—	1	—	—	
421830	Industrial machinery & equipment whsle ...	487	5 819	15 595	30	17	7	4	1	—	—	1	—	—	
4219	Miscellaneous durable goods whsle .....	299	1 911	8 305	35	24	5	4	1	—	1	—	—	—	
42194	Jewelry, watch, precious stone & metal whsle .....	262	1 683	7 028	23	14	4	3	1	—	1	—	—	—	
421940	Jewelry, watch, precious stone & metal whsle .....	262	1 683	7 028	23	14	4	3	1	—	1	—	—	—	
422	Wholesale trade, nondurable goods .....	931	8 002	36 073	92	51	14	12	11	4	—	—	—	—	
4221	Paper & paper product whsle .....	126	904	3 500	10	3	1	4	2	—	—	—	—	—	
4224	Grocery & related product whsle .....	328	2 392	11 807	30	15	5	5	4	1	—	—	—	—	
42246	Fish & seafood whsle .....	118	670	3 263	8	3	1	1	3	—	—	—	—	—	
422460	Fish & seafood whsle .....	118	670	3 263	8	3	1	1	3	—	—	—	—	—	
4226	Chemical & allied products whsle .....	103	1 042	4 969	16	10	3	1	2	—	—	—	—	—	
4228	Beer, wine, distilled alcoholic beverage whsle ..	(C)	(D)	(D)	4	—	—	—	3	1	—	—	—	—	
42282	Wine & distilled alcoholic beverage whsle ..	151	1 717	7 602	3	—	—	—	2	1	—	—	—	—	
422820	Wine & distilled alcoholic beverage whsle ..	151	1 717	7 602	3	—	—	—	2	1	—	—	—	—	

Note: Employment-size classes are indicated as follows: A—0 to 19; B—20 to 99; C—100 to 249; E—250 to 499; F—500 to 999; G—1,000 to 2,499; H—2,500 to 4,999; I—5,000 to 9,999; J—10,000 to 24,999; K—25,000 to 49,999; L—50,000 to 99,999; M—100,000 or more.

**Table 6. Counties—Employees, Payroll, and Establishments by Industry: 1999—Con.**

[Excludes most government employees, railroad employees, and self-employed persons. Size class 1 to 4 includes establishments with payroll, but no employees, during mid-March pay period. (D) denotes figures withheld to avoid disclosing data for individual companies; the data are included in broader industry totals. Detailed industries with 100 or more employees are shown if industry was not a (D). For explanation of terms, abbreviations, and data reliability/comparability, see introductory text]

NAICS code	Industry	Number of employees for week including March 12	Payroll (\$1,000)		Total number of establishments	Number of establishments by employment-size class									
			First quarter	Annual		1 to 4	5 to 9	10 to 19	20 to 49	50 to 99	100 to 249	250 to 499	500 to 999	1,000 or more	
<b>KENT—Con.</b>															
<b>44-45</b>	<b>Retail trade</b>	<b>12 439</b>	<b>52 401</b>	<b>231 513</b>	<b>806</b>	<b>360</b>	<b>208</b>	<b>117</b>	<b>74</b>	<b>22</b>	<b>19</b>	<b>6</b>			
441	Motor vehicle & parts dealers	1 384	10 298	51 266	80	29	19	14	11	5	2				
4411	Automobile dealers	966	7 902	39 430	34	12	3	7	6	4	2				
44111	New car dealers	892	7 518	37 697	18	1		5	6	4	2				
441110	New car dealers	892	7 518	37 697	18	1		5	6	4	2				
4412	Other motor vehicle dealers	103	677	4 313	9	4	1	2	2						
4413	Automotive parts, accessories & tire stores	315	1 719	7 523	37	13	15	5	3	1					
44131	Automotive parts, accessories & tire stores	230	1 147	5 325	29	11	12	4	1						
441310	Automotive parts, accessories & tire stores	230	1 147	5 325	29	11	12	4	1						
442	Furniture & home furnishing stores	573	2 507	11 212	40	17	15	3	2	1	2				
4421	Furniture stores	234	1 165	5 504	18	9	5	1	2		1				
44211	Furniture stores	234	1 165	5 504	18	9	5	1	2		1				
442110	Furniture stores	234	1 165	5 504	18	9	5	1	2		1				
4422	Home furnishings stores	339	1 342	5 708	22	8	10	2		1	1				
44229	Other home furnishings stores	305	1 076	4 529	13	2	7	2		1	1				
443	Electronics & appliance stores	405	1 875	8 011	37	18	12	3	1	3					
4431	Electronics & appliance stores	405	1 875	8 011	37	18	12	3	1	3					
44311	Appliance, TV & all other electronics stores	218	1 178	4 973	22	11	8	1		2					
443112	Radio, television & other electronics stores	124	696	2 682	15	7	6	1		1					
44312	Computer & software stores	(C)	(D)	(D)	13	7	4	1		1					
444	Bldg material & garden equip & supp dealers	752	4 789	21 000	65	36	16	8	3	1		1			
4441	Building material & supplies dealers	691	4 642	20 130	52	27	14	7	2	1		1			
44411	Home centers	(E)	(D)	(D)	2			1				1			
44419	Other building material dealers	271	2 539	10 594	33	15	11	4	2	1					
444190	Other building material dealers	271	2 539	10 594	33	15	11	4	2	1					
445	Food & beverage stores	2 080	7 589	30 992	90	36	21	18	4	4	7				
4451	Grocery stores	1 624	6 194	24 986	38	15	7	3	3	4	6				
44511	Grocery (except convenience) stores	1 568	6 014	24 174	22	4	2	3	3	4	6				
445110	Grocery (except convenience) stores	1 568	6 014	24 174	22	4	2	3	3	4	6				
4452	Specialty food stores	260	755	3 185	26	13	5	6	1		1				
44529	Other specialty food stores	231	667	2 818	17	6	4	5	1		1				
445291	Baked goods stores	179	541	2 253	9	2	2	3	1		1				
4453	Beer, wine & liquor stores	196	640	2 821	26	8	9	9							
44531	Beer, wine & liquor stores	196	640	2 821	26	8	9	9							
445310	Beer, wine & liquor stores	196	640	2 821	26	8	9	9							
446	Health & personal care stores	969	4 089	17 375	59	19	7	13	17	3					
4461	Health & personal care stores	969	4 089	17 375	59	19	7	13	17	3					
44611	Pharmacies & drug stores	799	3 440	14 190	31	2	1	9	16	3					
446110	Pharmacies & drug stores	799	3 440	14 190	31	2	1	9	16	3					
447	Gasoline stations	567	2 054	8 772	92	43	35	10	4						
4471	Gasoline stations	567	2 054	8 772	92	43	35	10	4						
44711	Gasoline stations with convenience stores	293	977	4 059	37	10	18	7	2						
447110	Gasoline stations with convenience stores	293	977	4 059	37	10	18	7	2						
44719	Other gasoline stations	274	1 077	4 713	55	33	17	3	2						
447190	Other gasoline stations	274	1 077	4 713	55	33	17	3	2						
448	Clothing & clothing accessories stores	1 043	3 462	15 062	126	46	46	24	10						
4481	Clothing stores	711	2 096	9 461	71	20	24	18	9						
44812	Women's clothing stores	322	839	3 553	27	3	9	12	3						
448120	Women's clothing stores	322	839	3 553	27	3	9	12	3						
44814	Family clothing stores	146	462	2 104	9	2	2	3	2						
448140	Family clothing stores	146	462	2 104	9	2	2	3	2						
4482	Shoe stores	161	618	2 438	26	12	12	1	1						
44821	Shoe stores	161	618	2 438	26	12	12	1	1						
448210	Shoe stores	161	618	2 438	26	12	12	1	1						
4483	Jewelry, luggage & leather goods stores	171	748	3 163	29	14	10	5							
44831	Jewelry stores	(C)	(D)	(D)	28	14	9	5							
451	Sporting goods, hobby, book & music stores	707	2 063	9 569	56	25	11	10	6	4					
4511	Sporting goods, hobby, musical instrument stores	590	1 752	8 163	46	21	10	7	4	4					
45111	Sporting goods stores	243	757	3 694	25	13	3	5	3	1					
451110	Sporting goods stores	243	757	3 694	25	13	3	5	3	1					
45112	Hobby, toy & game stores	245	724	3 345	14	4	6	1	1	2					
451120	Hobby, toy & game stores	245	724	3 345	14	4	6	1	1	2					
4512	Book, periodical & music stores	117	311	1 406	10	4	1	3	2						
452	General merchandise stores	3 032	10 005	42 012	28	5	4	1	5	1	7	5			
4521	Department stores	2 538	8 331	36 130	11					1	5	5			
45211	Department stores	2 538	8 331	36 130	11					1	5	5			
452110	Department stores	2 538	8 331	36 130	11					1	5	5			
4529	Other general merchandise stores	494	1 674	5 882	17	5	4	1	5		2				
45291	Warehouse clubs & superstores	(C)	(D)	(D)	1						1				
45299	All other general merchandise stores	(E)	(D)	(D)	16	5	4	1	5		1				
453	Miscellaneous store retailers	664	2 012	9 666	98	66	14	11	6		1				
4532	Office supplies, stationery & gift stores	(E)	(D)	(D)	30	13	6	5	5		1				
45322	Gift, novelty & souvenir stores	326	863	3 866	26	12	5	5	3		1				
453220	Gift, novelty & souvenir stores	326	863	3 866	26	12	5	5	3		1				
4539	Other miscellaneous store retailers	123	503	3 034	33	26	5	1	1						
454	Nonstore retailers	263	1 658	6 576	35	20	8	2	5						
4543	Direct selling establishments	247	1 598	6 266	29	15	7	2	5						
45431	Fuel dealers	155	1 165	4 363	18	10	4	1	3						

Note: Employment-size classes are indicated as follows: A—0 to 19; B—20 to 99; C—100 to 249; E—250 to 499; F—500 to 999; G—1,000 to 2,499; H—2,500 to 4,999; I—5,000 to 9,999; J—10,000 to 24,999; K—25,000 to 49,999; L—50,000 to 99,999; M—100,000 or more.



**Table 6. Counties—Employees, Payroll, and Establishments by Industry: 1999—Con.**

[Excludes most government employees, railroad employees, and self-employed persons. Size class 1 to 4 includes establishments with payroll, but no employees, during mid-March pay period. (D) denotes figures withheld to avoid disclosing data for individual companies; the data are included in broader industry totals. Detailed industries with 100 or more employees are shown if industry was not a (D). For explanation of terms, abbreviations, and data reliability/comparability, see introductory text]

NAICS code	Industry	Number of employees for week including March 12	Payroll (\$1,000)		Total number of establishments	Number of establishments by employment-size class								
			First quarter	Annual		1 to 4	5 to 9	10 to 19	20 to 49	50 to 99	100 to 249	250 to 499	500 to 999	1,000 or more
<b>KENT—Con.</b>														
<b>48-49</b>	<b>Transportation &amp; warehousing</b>	<b>2 267</b>	<b>14 724</b>	<b>66 617</b>	<b>119</b>	<b>69</b>	<b>13</b>	<b>10</b>	<b>13</b>	<b>8</b>	<b>5</b>	<b>1</b>		
481	Air transportation	(E)	(D)	(D)	10	4	—	—	3	2	1	—	—	—
4811	Scheduled air transportation	374	2 703	12 231	8	2	—	—	3	2	1	—	—	—
48111	Scheduled air transportation	374	2 703	12 231	8	2	—	—	3	2	1	—	—	—
481111	Scheduled passenger air transportation	374	2 703	12 231	8	2	—	—	3	2	1	—	—	—
484	Truck transportation	605	4 626	20 804	46	34	4	5	—	1	1	1	—	—
4841	General freight trucking	159	1 147	5 040	21	15	1	4	—	1	—	—	—	—
48412	General freight trucking, long-distance	124	891	4 062	14	10	1	2	—	1	—	—	—	—
4842	Specialized freight trucking	446	3 479	15 764	25	19	3	1	—	—	1	1	—	—
48421	Used household & office goods moving	(E)	(D)	(D)	6	4	1	—	—	—	—	1	—	—
48422	Specialized freight (exc used) trucking, local	(C)	(D)	(D)	12	9	2	—	—	—	1	—	—	—
485	Transit & ground passenger transportation	(E)	(D)	(D)	22	13	3	—	2	4	—	—	—	—
4854	School & employee bus transportation	(E)	(D)	(D)	5	—	1	—	1	3	—	—	—	—
48541	School & employee bus transportation	(E)	(D)	(D)	5	—	1	—	1	3	—	—	—	—
4855	Charter bus industry	(C)	(D)	(D)	3	1	1	—	—	1	—	—	—	—
48551	Charter bus industry	(C)	(D)	(D)	3	1	1	—	—	1	—	—	—	—
488	Transportation support activities	457	2 812	12 832	23	10	3	3	5	—	2	—	—	—
4881	Air transportation support activities	380	2 211	9 767	9	1	1	1	4	—	2	—	—	—
48811	Airport operations	(E)	(D)	(D)	7	—	1	—	4	—	2	—	—	—
492	Couriers & messengers	(E)	(D)	(D)	12	5	2	—	3	1	1	—	—	—
4921	Couriers	356	2 714	11 596	8	2	1	—	3	1	1	—	—	—
49211	Couriers	356	2 714	11 596	8	2	1	—	3	1	1	—	—	—
492110	Couriers	356	2 714	11 596	8	2	1	—	3	1	1	—	—	—
<b>51</b>	<b>Information</b>	<b>1 274</b>	<b>12 062</b>	<b>55 972</b>	<b>51</b>	<b>28</b>	<b>6</b>	<b>3</b>	<b>10</b>	<b>2</b>	<b>1</b>		<b>1</b>	
511	Publishing industries	136	1 256	5 416	13	9	—	1	3	—	—	—	—	—
5111	Newspaper, periodical, book, database publishers	(C)	(D)	(D)	7	4	—	1	2	—	—	—	—	—
512	Motion picture & sound recording industries	(C)	(D)	(D)	8	5	1	—	—	2	—	—	—	—
5121	Motion picture & video industries	(C)	(D)	(D)	7	4	1	—	—	2	—	—	—	—
51213	Motion picture & video exhibition	(C)	(D)	(D)	4	1	1	—	—	2	—	—	—	—
513	Broadcasting & telecommunications	862	9 681	45 627	20	9	3	2	4	—	1	—	1	—
5132	Cable networks & program distribution	(F)	(D)	(D)	1	—	—	—	—	—	—	—	1	—
51322	Cable & other program distribution	(F)	(D)	(D)	1	—	—	—	—	—	—	—	1	—
5133	Telecommunications	(E)	(D)	(D)	17	8	3	1	4	—	1	—	—	—
51331	Wired telecommunications carriers	(C)	(D)	(D)	11	5	2	—	3	—	1	—	—	—
<b>52</b>	<b>Finance &amp; insurance</b>	<b>5 607</b>	<b>56 071</b>	<b>209 138</b>	<b>259</b>	<b>128</b>	<b>60</b>	<b>34</b>	<b>18</b>	<b>9</b>	<b>4</b>	<b>4</b>	<b>2</b>	
522	Credit intermediation & related activities	2 165	15 993	66 708	106	30	34	24	12	3	1	2	—	—
5221	Depository credit intermediation	1 628	10 920	45 968	47	5	17	13	7	2	1	2	—	—
52211	Commercial banking	(E)	(D)	(D)	28	1	12	10	3	—	—	2	—	—
52212	Savings institutions	(E)	(D)	(D)	7	—	3	1	1	—	1	—	—	—
52213	Credit unions	213	1 295	5 505	12	4	2	2	3	1	—	—	—	—
522130	Credit unions	213	1 295	5 505	12	4	2	2	3	1	—	—	—	—
5222	Nondepository credit intermediation	411	4 443	18 037	43	18	11	9	4	1	—	—	—	—
52229	Other nondepository credit intermediation	(E)	(D)	(D)	42	17	11	9	4	1	—	—	—	—
5223	Activities related to credit intermediation	126	630	2 703	16	7	6	2	1	—	—	—	—	—
52231	Mortgage & nonmortgage brokers	(C)	(D)	(D)	14	7	5	1	1	—	—	—	—	—
524	Insurance carriers & related activities	3 365	39 022	137 421	129	78	23	10	5	6	3	2	2	—
5241	Insurance carriers	2 827	34 083	115 583	35	17	2	3	2	4	3	2	2	—
52411	Direct life, health, medical insurance carriers	(G)	(D)	(D)	15	8	—	2	1	—	1	2	1	—
52412	Other direct insurance carriers	(G)	(D)	(D)	20	9	2	1	1	4	2	—	1	—
5242	Agencies & other insurance related activities	538	4 939	21 838	94	61	21	7	3	2	—	—	—	—
52421	Insurance agencies & brokerages	(E)	(D)	(D)	76	48	18	5	3	2	—	—	—	—
<b>53</b>	<b>Real estate &amp; rental &amp; leasing</b>	<b>1 614</b>	<b>9 214</b>	<b>40 979</b>	<b>170</b>	<b>113</b>	<b>25</b>	<b>15</b>	<b>8</b>	<b>5</b>	<b>4</b>			
531	Real estate	904	5 553	24 539	120	93	12	6	4	3	2	—	—	—
5311	Lessors of real estate	498	2 918	13 348	43	31	8	—	1	1	2	—	—	—
53111	Lessors of residential buildings & dwellings	242	1 727	7 900	18	15	2	—	—	—	1	—	—	—
531110	Lessors of residential buildings & dwellings	242	1 727	7 900	18	15	2	—	—	—	1	—	—	—
53112	Lessors of nonres bldg (exc miniwarehouses)	204	996	4 517	15	10	3	—	—	1	1	—	—	—
531120	Lessors of nonres bldg (exc miniwarehouses)	204	996	4 517	15	10	3	—	—	1	1	—	—	—
5312	Offices of real estate agents & brokers	171	1 280	4 988	45	35	4	4	2	—	—	—	—	—
53121	Offices of real estate agents & brokers	171	1 280	4 988	45	35	4	4	2	—	—	—	—	—
531210	Offices of real estate agents & brokers	171	1 280	4 988	45	35	4	4	2	—	—	—	—	—
5313	Activities related to real estate	235	1 355	6 203	32	27	—	2	1	2	—	—	—	—
53131	Real estate property managers	199	1 120	5 022	13	9	—	1	1	2	—	—	—	—
532	Rental & leasing services	(F)	(D)	(D)	49	20	13	9	3	2	2	—	—	—
5321	Automotive equipment rental & leasing	(F)	(D)	(D)	17	4	3	4	2	2	2	—	—	—
53211	Passenger car rental & leasing	379	1 726	8 079	13	3	2	3	2	2	1	—	—	—
532111	Passenger car rental	379	1 726	8 079	13	3	2	3	2	2	1	—	—	—
53212	Truck, utility trailer & RV rental & leasing	(C)	(D)	(D)	4	1	1	1	—	—	1	—	—	—
5322	Consumer goods rental	(C)	(D)	(D)	22	10	6	5	1	—	—	—	—	—
53223	Video tape & disc rental	108	333	1 522	14	3	6	5	—	—	—	—	—	—
532230	Video tape & disc rental	108	333	1 522	14	3	6	5	—	—	—	—	—	—

Note: Employment-size classes are indicated as follows: A—0 to 19; B—20 to 99; C—100 to 249; E—250 to 499; F—500 to 999; G—1,000 to 2,499; H—2,500 to 4,999; I—5,000 to 9,999; J—10,000 to 24,999; K—25,000 to 49,999; L—50,000 to 99,999; M—100,000 or more.

**Table 6. Counties—Employees, Payroll, and Establishments by Industry: 1999—Con.**

[Excludes most government employees, railroad employees, and self-employed persons. Size class 1 to 4 includes establishments with payroll, but no employees, during mid-March pay period. (D) denotes figures withheld to avoid disclosing data for individual companies; the data are included in broader industry totals. Detailed industries with 100 or more employees are shown if industry was not a (D). For explanation of terms, abbreviations, and data reliability/comparability, see introductory text]

NAICS code	Industry	Number of employees for week including March 12	Payroll (\$1,000)		Total number of establishments	Number of establishments by employment-size class									
			First quarter	Annual		1 to 4	5 to 9	10 to 19	20 to 49	50 to 99	100 to 249	250 to 499	500 to 999	1,000 or more	
<b>KENT—Con.</b>															
<b>54</b>	<b>Professional, scientific &amp; technical services</b>	<b>2 265</b>	<b>15 477</b>	<b>77 247</b>	<b>451</b>	<b>334</b>	<b>64</b>	<b>39</b>	<b>10</b>	<b>2</b>	<b>1</b>	<b>1</b>	—	—	
541	Professional, scientific & technical services	2 265	15 477	77 247	451	334	64	39	10	2	1	1	—	—	
5411	Legal services	345	2 430	11 214	116	93	17	5	1	—	—	—	—	—	
54111	Offices of lawyers	330	2 328	10 706	109	87	17	4	1	—	—	—	—	—	
541110	Offices of lawyers	330	2 328	10 706	109	87	17	4	1	—	—	—	—	—	
5412	Accounting, tax prep, bookkeep, payroll services	563	2 717	13 618	77	55	15	3	3	—	—	1	—	—	
54121	Accounting, tax prep, bookkeep, payroll services	563	2 717	13 618	77	55	15	3	3	—	—	1	—	—	
541211	Offices of certified public accountants	181	1 204	5 395	46	31	12	3	—	—	—	—	—	—	
5413	Architectural, engineering & related services	311	2 391	12 037	58	41	9	5	3	—	—	—	—	—	
54133	Engineering services	140	1 268	6 234	37	28	5	3	1	—	—	—	—	—	
541330	Engineering services	140	1 268	6 234	37	28	5	3	1	—	—	—	—	—	
54138	Testing laboratories	103	713	3 825	6	3	1	—	2	—	—	—	—	—	
541380	Testing laboratories	103	713	3 825	6	3	1	—	2	—	—	—	—	—	
5415	Computer systems design & related services	319	3 593	17 570	55	40	6	7	1	—	1	—	—	—	
54151	Computer systems design & related services	319	3 593	17 570	55	40	6	7	1	—	1	—	—	—	
541512	Computer systems design services	256	3 002	14 148	30	19	4	5	1	—	1	—	—	—	
5416	Management, sci & tech consulting services	299	1 593	8 280	55	46	3	4	—	2	—	—	—	—	
54161	Management consulting services	278	1 424	7 642	39	30	3	4	—	2	—	—	—	—	
541611	Admin & gen management consulting services	127	359	2 438	15	12	1	1	—	1	—	—	—	—	
5418	Advertising & related services	109	828	5 335	22	15	2	4	1	—	—	—	—	—	
5419	Oth professional, scientific, technical services	210	1 115	5 162	46	29	9	8	—	—	—	—	—	—	
54194	Veterinary services	103	593	2 797	14	5	4	5	—	—	—	—	—	—	
541940	Veterinary services	103	593	2 797	14	5	4	5	—	—	—	—	—	—	
<b>55</b>	<b>Management of companies &amp; enterprises</b>	<b>821</b>	<b>9 313</b>	<b>42 785</b>	<b>18</b>	<b>6</b>	<b>2</b>	<b>5</b>	<b>1</b>	<b>1</b>	<b>2</b>	<b>1</b>	—	—	
551	Management of companies & enterprises	821	9 313	42 785	18	6	2	5	1	1	2	1	—	—	
5511	Management of companies & enterprises	821	9 313	42 785	18	6	2	5	1	1	2	1	—	—	
55111	Management of companies & enterprises	821	9 313	42 785	18	6	2	5	1	1	2	1	—	—	
<b>56</b>	<b>Admin, support, waste mgt, remediation services</b>	<b>3 856</b>	<b>18 809</b>	<b>84 879</b>	<b>269</b>	<b>168</b>	<b>42</b>	<b>24</b>	<b>16</b>	<b>8</b>	<b>10</b>	<b>1</b>	—	—	
561	Administrative & support services	3 595	16 129	74 344	257	161	40	22	16	8	9	1	—	—	
5613	Employment services	1 547	7 131	31 595	25	8	1	1	5	3	7	—	—	—	
56132	Temporary help services	(G)	(D)	(D)	18	5	1	—	3	2	7	—	—	—	
5614	Business support services	656	2 575	11 157	19	10	2	1	3	2	—	1	—	—	
56142	Telephone call centers	(E)	(D)	(D)	3	2	—	—	—	—	—	1	—	—	
56143	Business service centers	110	669	2 950	5	2	—	1	1	1	—	—	—	—	
5615	Travel arrangement & reservation services	(C)	(D)	(D)	18	10	5	1	1	1	—	—	—	—	
5616	Investigation & security services	139	591	2 866	18	12	4	—	1	1	—	—	—	—	
5617	Services to buildings & dwellings	842	2 860	16 124	146	100	23	16	5	1	1	—	—	—	
56172	Janitorial services	331	1 000	4 435	36	19	6	8	2	1	—	—	—	—	
561720	Janitorial services	331	1 000	4 435	36	19	6	8	2	1	—	—	—	—	
56173	Landscaping services	407	1 454	9 580	92	69	15	5	2	—	1	—	—	—	
561730	Landscaping services	407	1 454	9 580	92	69	15	5	2	—	1	—	—	—	
5619	Other support services	190	1 602	8 344	21	16	2	2	—	—	1	—	—	—	
56199	All other support services	164	1 406	7 287	14	11	1	1	—	—	1	—	—	—	
561990	All other support services	164	1 406	7 287	14	11	1	1	—	—	1	—	—	—	
562	Waste management & remediation services	261	2 680	10 535	12	7	2	2	—	—	1	—	—	—	
5622	Waste treatment & disposal	(C)	(D)	(D)	2	—	—	1	—	—	1	—	—	—	
56221	Waste treatment & disposal	(C)	(D)	(D)	2	—	—	1	—	—	1	—	—	—	
<b>61</b>	<b>Educational services</b>	<b>951</b>	<b>5 181</b>	<b>21 983</b>	<b>40</b>	<b>23</b>	<b>4</b>	<b>7</b>	<b>3</b>	<b>2</b>	—	—	<b>1</b>	—	
611	Educational services	951	5 181	21 983	40	23	4	7	3	2	—	—	1	—	
6111	Elementary & secondary schools	266	1 485	6 366	7	—	—	4	1	2	—	—	—	—	
61111	Elementary & secondary schools	266	1 485	6 366	7	—	—	4	1	2	—	—	—	—	
611110	Elementary & secondary schools	266	1 485	6 366	7	—	—	4	1	2	—	—	—	—	
6112	Junior colleges	(F)	(D)	(D)	1	—	—	—	—	—	—	—	1	—	
61121	Junior colleges	(F)	(D)	(D)	1	—	—	—	—	—	—	—	1	—	
6116	Other schools & instruction	(C)	(D)	(D)	19	13	3	2	1	—	—	—	—	—	
<b>62</b>	<b>Health care and social assistance</b>	<b>9 098</b>	<b>55 543</b>	<b>240 048</b>	<b>461</b>	<b>201</b>	<b>98</b>	<b>84</b>	<b>47</b>	<b>18</b>	<b>10</b>	<b>2</b>	—	<b>1</b>	
621	Ambulatory health care services	2 879	22 424	98 712	317	166	77	43	22	7	2	—	—	—	
6211	Offices of physicians	858	9 107	40 432	135	85	29	11	10	—	—	—	—	—	
62111	Offices of physicians	858	9 107	40 432	135	85	29	11	10	—	—	—	—	—	
621111	Offices of physicians (exc mental health)	844	8 997	39 985	130	81	28	11	10	—	—	—	—	—	
6212	Offices of dentists	559	3 846	17 388	77	27	29	19	2	—	—	—	—	—	
62121	Offices of dentists	559	3 846	17 388	77	27	29	19	2	—	—	—	—	—	
621210	Offices of dentists	559	3 846	17 388	77	27	29	19	2	—	—	—	—	—	
6213	Offices of other health practitioners	277	1 954	8 275	56	35	14	4	3	—	—	—	—	—	
62134	Offices of PT, OT, speech therapy & audiology	136	1 012	4 196	13	5	2	3	3	—	—	—	—	—	
621340	Offices of PT, OT, speech therapy & audiology	136	1 012	4 196	13	5	2	3	3	—	—	—	—	—	
6214	Outpatient care centers	656	5 261	22 411	20	6	1	5	4	3	1	—	—	—	
62142	Outpatient mental health, substance abuse ctrs	(C)	(D)	(D)	6	2	1	—	1	2	—	—	—	—	
62149	Other outpatient care centers	(E)	(D)	(D)	14	4	—	5	3	1	—	—	—	—	
6216	Home health care services	427	1 646	7 352	9	1	1	—	2	4	1	—	—	—	
62161	Home health care services	427	1 646	7 352	9	1	1	—	2	4	1	—	—	—	
621610	Home health care services	427	1 646	7 352	9	1	1	—	2	4	1	—	—	—	

Note: Employment-size classes are indicated as follows: A—0 to 19; B—20 to 99; C—100 to 249; E—250 to 499; F—500 to 999; G—1,000 to 2,499; H—2,500 to 4,999; I—5,000 to 9,999; J—10,000 to 24,999; K—25,000 to 49,999; L—50,000 to 99,999; M—100,000 or more.

**Table 6. Counties—Employees, Payroll, and Establishments by Industry: 1999—Con.**

[Excludes most government employees, railroad employees, and self-employed persons. Size class 1 to 4 includes establishments with payroll, but no employees, during mid-March pay period. (D) denotes figures withheld to avoid disclosing data for individual companies; the data are included in broader industry totals. Detailed industries with 100 or more employees are shown if industry was not a (D). For explanation of terms, abbreviations, and data reliability/comparability, see introductory text]

NAICS code	Industry	Number of employees for week including March 12	Payroll (\$1,000)		Total number of establishments	Number of establishments by employment-size class									
			First quarter	Annual		1 to 4	5 to 9	10 to 19	20 to 49	50 to 99	100 to 249	250 to 499	500 to 999	1,000 or more	
<b>KENT—Con.</b>															
<b>62 Health care and social assistance—Con.</b>															
622	Hospitals .....	(G)	(D)	(D)	1	—	—	—	—	—	—	—	—	1	
6221	General medical & surgical hospitals .....	(G)	(D)	(D)	1	—	—	—	—	—	—	—	—	1	
62211	General medical & surgical hospitals .....	(G)	(D)	(D)	1	—	—	—	—	—	—	—	—	1	
623	Nursing & residential care facilities .....	2 698	11 267	49 401	53	8	3	17	10	6	7	2	—	—	
6231	Nursing care facilities .....	1 619	7 222	30 835	16	1	—	—	4	4	6	1	—	—	
62311	Nursing care facilities .....	1 619	7 222	30 835	16	1	—	—	4	4	6	1	—	—	
623110	Nursing care facilities .....	1 619	7 222	30 835	16	1	—	—	4	4	6	1	—	—	
6232	Residential mental retardation, health facil .....	872	3 296	15 456	25	2	2	14	4	1	1	1	—	—	
62321	Residential mental retardation facilities .....	764	2 798	13 126	17	—	1	11	2	1	1	1	—	—	
623210	Residential mental retardation facilities .....	764	2 798	13 126	17	—	1	11	2	1	1	1	—	—	
62322	Residential mental health, subst abuse facil ..	108	498	2 330	8	2	1	3	2	—	—	—	—	—	
623220	Residential mental health, subst abuse facil .....	108	498	2 330	8	2	1	3	2	—	—	—	—	—	
6233	Community care facilities for the elderly .....	162	537	2 223	9	5	—	2	1	1	—	—	—	—	
62331	Community care facilities for the elderly .....	162	537	2 223	9	5	—	2	1	1	—	—	—	—	
624	Social assistance .....	(G)	(D)	(D)	90	27	18	24	15	5	1	—	—	—	
6241	Individual & family services .....	456	2 333	9 538	27	6	6	10	2	3	—	—	—	—	
62411	Child & youth services .....	155	1 144	4 504	7	4	1	—	1	1	—	—	—	—	
624110	Child & youth services .....	155	1 144	4 504	7	4	1	—	1	1	—	—	—	—	
62412	Services for elderly & disabled persons .....	204	801	3 378	11	—	3	6	—	2	—	—	—	—	
624120	Services for elderly & disabled persons .....	204	801	3 378	11	—	3	6	—	2	—	—	—	—	
6243	Vocational rehabilitation services .....	(C)	(D)	(D)	5	1	1	1	—	1	1	—	—	—	
62431	Vocational rehabilitation services .....	(C)	(D)	(D)	5	1	1	1	—	1	1	—	—	—	
6244	Child day care services .....	678	2 148	9 408	53	17	10	13	12	1	—	—	—	—	
62441	Child day care services .....	678	2 148	9 408	53	17	10	13	12	1	—	—	—	—	
624410	Child day care services .....	678	2 148	9 408	53	17	10	13	12	1	—	—	—	—	
<b>71</b>	<b>Arts, entertainment &amp; recreation .....</b>	<b>(F)</b>	<b>(D)</b>	<b>(D)</b>	<b>62</b>	<b>36</b>	<b>10</b>	<b>9</b>	<b>5</b>	<b>1</b>	<b>—</b>	<b>1</b>	<b>—</b>	<b>—</b>	
713	Amusement, gambling & recreation industries ....	(F)	(D)	(D)	52	28	10	8	4	1	—	1	—	—	
7132	Gambling industries .....	(E)	(D)	(D)	1	—	—	—	—	—	—	1	—	—	
71321	Casinos (except hotel casinos) .....	(E)	(D)	(D)	1	—	—	—	—	—	—	1	—	—	
7139	Other amusement & recreation industries .....	(E)	(D)	(D)	48	26	10	8	3	1	—	—	—	—	
71391	Golf courses & country clubs .....	(C)	(D)	(D)	10	6	—	2	1	1	—	—	—	—	
71394	Fitness & recreational sports centers .....	(C)	(D)	(D)	18	9	4	4	1	—	—	—	—	—	
<b>72</b>	<b>Accommodation &amp; food services .....</b>	<b>6 688</b>	<b>16 490</b>	<b>76 483</b>	<b>414</b>	<b>156</b>	<b>70</b>	<b>77</b>	<b>83</b>	<b>19</b>	<b>9</b>	<b>—</b>	<b>—</b>	<b>—</b>	
721	Accommodation .....	731	2 269	10 308	16	4	3	1	4	—	4	—	—	—	
7211	Traveler accommodation .....	728	2 264	10 274	13	1	3	1	4	—	4	—	—	—	
72111	Hotels (exc casino hotels) & motels .....	728	2 264	10 274	13	1	3	1	4	—	4	—	—	—	
721110	Hotels (exc casino hotels) & motels .....	728	2 264	10 274	13	1	3	1	4	—	4	—	—	—	
722	Food services & drinking places .....	5 957	14 221	66 175	398	152	67	76	79	19	5	—	—	—	
7221	Full-service restaurants .....	3 089	7 679	36 021	152	47	27	26	35	13	4	—	—	—	
72211	Full-service restaurants .....	3 089	7 679	36 021	152	47	27	26	35	13	4	—	—	—	
722110	Full-service restaurants .....	3 089	7 679	36 021	152	47	27	26	35	13	4	—	—	—	
7222	Limited-service eating places .....	2 156	4 907	22 606	179	65	30	40	41	3	—	—	—	—	
72221	Limited-service eating places .....	2 156	4 907	22 606	179	65	30	40	41	3	—	—	—	—	
722211	Limited-service restaurants .....	1 545	3 556	16 155	134	52	22	32	25	3	—	—	—	—	
722213	Snack & nonalcoholic beverage bars .....	611	1 351	6 451	45	13	8	8	16	—	—	—	—	—	
7223	Special food services .....	527	1 202	5 713	30	14	3	7	2	3	1	—	—	—	
72231	Food service contractors .....	364	795	3 518	15	5	—	6	2	1	1	—	—	—	
722310	Food service contractors .....	364	795	3 518	15	5	—	6	2	1	1	—	—	—	
72232	Caterers .....	152	354	1 937	11	6	2	1	—	2	—	—	—	—	
722320	Caterers .....	152	354	1 937	11	6	2	1	—	2	—	—	—	—	
7224	Drinking places (alcoholic beverages) .....	185	433	1 835	37	26	7	3	1	—	—	—	—	—	
72241	Drinking places (alcoholic beverages) .....	185	433	1 835	37	26	7	3	1	—	—	—	—	—	
722410	Drinking places (alcoholic beverages) .....	185	433	1 835	37	26	7	3	1	—	—	—	—	—	
<b>81</b>	<b>Other services (except public administration) .....</b>	<b>2 881</b>	<b>11 648</b>	<b>51 416</b>	<b>499</b>	<b>320</b>	<b>108</b>	<b>50</b>	<b>16</b>	<b>3</b>	<b>2</b>	<b>—</b>	<b>—</b>	<b>—</b>	
811	Repair & maintenance .....	757	3 692	16 979	199	149	30	17	3	—	—	—	—	—	
8111	Automotive repair & maintenance .....	538	2 448	11 468	128	90	20	16	2	—	—	—	—	—	
81111	Automotive mechanical & electrical R&M .....	269	1 451	6 530	77	57	13	7	—	—	—	—	—	—	
811111	General automotive repair .....	192	1 016	4 616	62	50	7	5	—	—	—	—	—	—	
811112	Automotive body, paint, interior & glass repair .....	114	640	3 027	30	23	3	4	—	—	—	—	—	—	
811121	Automotive body, paint & interior R&M .....	104	567	2 688	27	21	2	4	—	—	—	—	—	—	
81119	Other automotive R&M .....	155	357	1 911	21	10	4	5	2	—	—	—	—	—	
812	Personal & laundry services .....	829	2 900	12 559	152	91	38	18	4	1	—	—	—	—	
8121	Personal care services .....	401	1 210	5 316	85	54	21	9	1	—	—	—	—	—	
81211	Hair, nail & skin care services .....	329	984	4 283	74	48	18	8	—	—	—	—	—	—	
812112	Beauty salons .....	300	887	3 859	64	39	17	8	—	—	—	—	—	—	
8123	Drycleaning & laundry services .....	260	740	3 014	35	13	13	7	1	1	—	—	—	—	
81232	Drycleaning & laundry services (exc coin-op) .	164	536	2 195	14	3	4	5	1	1	—	—	—	—	
812320	Drycleaning & laundry services (exc coin- op) .....	164	536	2 195	14	3	4	5	1	1	—	—	—	—	

Note: Employment-size classes are indicated as follows: A—0 to 19; B—20 to 99; C—100 to 249; E—250 to 499; F—500 to 999; G—1,000 to 2,499; H—2,500 to 4,999; I—5,000 to 9,999; J—10,000 to 24,999; K—25,000 to 49,999; L—50,000 to 99,999; M—100,000 or more.

**Table 6. Counties—Employees, Payroll, and Establishments by Industry: 1999—Con.**

[Excludes most government employees, railroad employees, and self-employed persons. Size class 1 to 4 includes establishments with payroll, but no employees, during mid-March pay period. (D) denotes figures withheld to avoid disclosing data for individual companies; the data are included in broader industry totals. Detailed industries with 100 or more employees are shown if industry was not a (D). For explanation of terms, abbreviations, and data reliability/comparability, see introductory text]

NAICS code	Industry	Number of employees for week including March 12	Payroll (\$1,000)		Total number of establishments	Number of establishments by employment-size class								
			First quarter	Annual		1 to 4	5 to 9	10 to 19	20 to 49	50 to 99	100 to 249	250 to 499	500 to 999	1,000 or more
<b>KENT—Con.</b>														
<b>81</b>	<b>Other services (except public administration)—Con.</b>													
813	Religious, grantmaking, civic, prof & like organizations .....	1 295	5 056	21 878	148	80	40	15	9	2	2	—	—	—
8131	Religious organizations .....	551	1 821	7 557	63	30	20	4	8	1	—	—	—	—
81311	Religious organizations .....	551	1 821	7 557	63	30	20	4	8	1	—	—	—	—
813110	Religious organizations .....	551	1 821	7 557	63	30	20	4	8	1	—	—	—	—
8132	Grantmaking & giving services .....	157	987	4 296	10	4	2	3	—	—	1	—	—	—
81321	Grantmaking & giving services .....	157	987	4 296	10	4	2	3	—	—	1	—	—	—
8134	Civic & social organizations .....	306	652	3 127	26	16	6	3	—	—	1	—	—	—
81341	Civic & social organizations .....	306	652	3 127	26	16	6	3	—	—	1	—	—	—
813410	Civic & social organizations .....	306	652	3 127	26	16	6	3	—	—	1	—	—	—
8139	Business, labor, political, like organizations .....	262	1 479	6 344	45	28	10	5	1	1	—	—	—	—
81393	Labor unions & similar labor organizations .....	143	677	2 948	15	6	6	2	—	1	—	—	—	—
813930	Labor unions & similar labor organizations .....	143	677	2 948	15	6	6	2	—	1	—	—	—	—
<b>95</b>	<b>Auxiliaries (exc corporate, subsidiary &amp; regional mgt) .....</b>	<b>(F)</b>	<b>(D)</b>	<b>(D)</b>	<b>6</b>	<b>1</b>	<b>1</b>	<b>—</b>	<b>1</b>	<b>2</b>	<b>—</b>	<b>—</b>	<b>1</b>	<b>—</b>
<b>99</b>	<b>Unclassified establishments .....</b>	<b>(B)</b>	<b>(D)</b>	<b>(D)</b>	<b>55</b>	<b>52</b>	<b>3</b>	<b>—</b>	<b>—</b>	<b>—</b>	<b>—</b>	<b>—</b>	<b>—</b>	<b>—</b>
<b>NEWPORT</b>														
	<b>Total .....</b>	<b>28 076</b>	<b>161 747</b>	<b>744 856</b>	<b>2 706</b>	<b>1 600</b>	<b>519</b>	<b>297</b>	<b>199</b>	<b>60</b>	<b>20</b>	<b>8</b>	<b>2</b>	<b>1</b>
<b>11</b>	<b>Forestry, fishing, hunting, and agriculture support .....</b>	<b>(A)</b>	<b>(D)</b>	<b>(D)</b>	<b>10</b>	<b>10</b>	<b>—</b>	<b>—</b>	<b>—</b>	<b>—</b>	<b>—</b>	<b>—</b>	<b>—</b>	<b>—</b>
<b>21</b>	<b>Mining .....</b>	<b>(B)</b>	<b>(D)</b>	<b>(D)</b>	<b>3</b>	<b>1</b>	<b>1</b>	<b>—</b>	<b>1</b>	<b>—</b>	<b>—</b>	<b>—</b>	<b>—</b>	<b>—</b>
<b>22</b>	<b>Utilities .....</b>	<b>(B)</b>	<b>(D)</b>	<b>(D)</b>	<b>4</b>	<b>1</b>	<b>1</b>	<b>1</b>	<b>—</b>	<b>1</b>	<b>—</b>	<b>—</b>	<b>—</b>	<b>—</b>
<b>23</b>	<b>Construction .....</b>	<b>1 320</b>	<b>7 718</b>	<b>38 641</b>	<b>306</b>	<b>218</b>	<b>52</b>	<b>28</b>	<b>8</b>	<b>—</b>	<b>—</b>	<b>—</b>	<b>—</b>	<b>—</b>
233	Building, developing & general contracting .....	529	3 034	14 767	129	89	27	10	3	—	—	—	—	—
2332	Residential building construction .....	(E)	(D)	(D)	112	77	23	9	3	—	—	—	—	—
23321	Single-family housing construction .....	463	2 702	13 116	109	74	23	9	3	—	—	—	—	—
233210	Single-family housing construction .....	463	2 702	13 116	109	74	23	9	3	—	—	—	—	—
234	Heavy construction .....	108	748	3 688	8	2	2	2	2	—	—	—	—	—
235	Special trade contractors .....	683	3 936	20 186	169	127	23	16	3	—	—	—	—	—
2351	Plumbing, heating & AC contractor .....	138	876	3 889	32	21	6	5	—	—	—	—	—	—
23511	Plumbing, heating & AC contractor .....	138	876	3 889	32	21	6	5	—	—	—	—	—	—
235110	Plumbing, heating & AC contractor .....	138	876	3 889	32	21	6	5	—	—	—	—	—	—
2353	Electrical contractors .....	116	816	4 515	19	10	5	4	—	—	—	—	—	—
23531	Electrical contractors .....	116	816	4 515	19	10	5	4	—	—	—	—	—	—
235310	Electrical contractors .....	116	816	4 515	19	10	5	4	—	—	—	—	—	—
2355	Carpentry & floor contractors .....	(C)	(D)	(D)	31	24	6	1	—	—	—	—	—	—
23551	Carpentry contractors .....	101	536	2 234	27	20	6	1	—	—	—	—	—	—
235510	Carpentry contractors .....	101	536	2 234	27	20	6	1	—	—	—	—	—	—
2359	Other special trade contractors .....	144	804	4 606	26	19	2	3	2	—	—	—	—	—
<b>31-33</b>	<b>Manufacturing .....</b>	<b>2 504</b>	<b>24 254</b>	<b>106 026</b>	<b>106</b>	<b>50</b>	<b>22</b>	<b>14</b>	<b>13</b>	<b>5</b>	<b>1</b>	<b>—</b>	<b>—</b>	<b>1</b>
311	Food mfg .....	128	737	3 803	13	5	4	2	2	—	—	—	—	—
323	Printing & related support activities .....	169	1 062	4 443	10	5	2	—	2	1	—	—	—	—
3231	Printing & related support activities .....	169	1 062	4 443	10	5	2	—	2	1	—	—	—	—
32311	Printing .....	169	1 062	4 443	10	5	2	—	2	1	—	—	—	—
334	Computer & electronic product mfg .....	1 461	17 705	74 726	9	3	—	1	3	—	1	—	—	1
3345	Nav, measuring, medical, control instruments mfg .....	(G)	(D)	(D)	5	2	—	1	—	—	1	—	—	1
33451	Nav, measuring, medical, control instruments mfg .....	(G)	(D)	(D)	5	2	—	1	—	—	1	—	—	1
336	Transportation equipment mfg .....	(E)	(D)	(D)	16	5	5	—	2	4	—	—	—	—
3366	Ship & boat building .....	381	2 762	13 016	15	5	4	—	2	4	—	—	—	—
33661	Ship & boat building .....	381	2 762	13 016	15	5	4	—	2	4	—	—	—	—
<b>42</b>	<b>Wholesale trade .....</b>	<b>528</b>	<b>3 927</b>	<b>19 470</b>	<b>96</b>	<b>61</b>	<b>16</b>	<b>15</b>	<b>4</b>	<b>—</b>	<b>—</b>	<b>—</b>	<b>—</b>	<b>—</b>
421	Wholesale trade, durable goods .....	302	2 426	11 536	55	34	13	6	2	—	—	—	—	—
422	Wholesale trade, nondurable goods .....	226	1 501	7 934	41	27	3	9	2	—	—	—	—	—
4224	Grocery & related product whse .....	141	989	5 239	18	9	1	7	1	—	—	—	—	—
<b>44-45</b>	<b>Retail trade .....</b>	<b>3 971</b>	<b>16 842</b>	<b>77 654</b>	<b>477</b>	<b>279</b>	<b>114</b>	<b>39</b>	<b>30</b>	<b>11</b>	<b>4</b>	<b>—</b>	<b>—</b>	<b>—</b>
441	Motor vehicle & parts dealers .....	629	4 529	21 368	40	19	8	5	3	4	1	—	—	—
4411	Automobile dealers .....	497	3 872	18 423	14	5	—	1	3	4	1	—	—	—
44111	New car dealers .....	480	3 814	18 092	9	1	—	—	3	4	1	—	—	—
441110	New car dealers .....	480	3 814	18 092	9	1	—	—	3	4	1	—	—	—
442	Furniture & home furnishings stores .....	175	670	3 136	34	24	9	—	—	1	—	—	—	—
4422	Home furnishings stores .....	(C)	(D)	(D)	29	20	8	—	—	1	—	—	—	—
44229	Other home furnishings stores .....	146	506	2 309	25	18	6	—	—	1	—	—	—	—
444	Bldg material & garden equip & supp dealers .....	205	1 168	5 215	30	14	12	2	2	—	—	—	—	—
4441	Building material & supplies dealers .....	(C)	(D)	(D)	21	11	8	—	2	—	—	—	—	—
44419	Other building material dealers .....	114	762	3 255	13	8	3	—	2	—	—	—	—	—
444190	Other building material dealers .....	114	762	3 255	13	8	3	—	2	—	—	—	—	—

Note: Employment-size classes are indicated as follows: A—0 to 19; B—20 to 99; C—100 to 249; E—250 to 499; F—500 to 999; G—1,000 to 2,499; H—2,500 to 4,999; I—5,000 to 9,999; J—10,000 to 24,999; K—25,000 to 49,999; L—50,000 to 99,999; M—100,000 or more.

**Table 6. Counties—Employees, Payroll, and Establishments by Industry: 1999—Con.**

[Excludes most government employees, railroad employees, and self-employed persons. Size class 1 to 4 includes establishments with payroll, but no employees, during mid-March pay period. (D) denotes figures withheld to avoid disclosing data for individual companies; the data are included in broader industry totals. Detailed industries with 100 or more employees are shown if industry was not a (D). For explanation of terms, abbreviations, and data reliability/comparability, see introductory text]

NAICS code	Industry	Number of employees for week including March 12	Payroll (\$1,000)		Total number of establishments	Number of establishments by employment-size class																						
			First quarter	Annual		1 to 4	5 to 9	10 to 19	20 to 49	50 to 99	100 to 249	250 to 499	500 to 999	1,000 or more														
<b>NEWPORT—Con.</b>																												
<b>44-45 Retail trade—Con.</b>																												
445	Food & beverage stores .....	1 009	3 537	14 899	70	34	17	8	7	1	3	—	—	—	—	—	—											
4451	Grocery stores .....	842	3 122	12 970	34	15	6	2	7	1	3	—	—	—	—	—	—											
44511	Grocery (except convenience) stores .....	752	2 894	11 975	19	6	3	—	6	1	3	—	—	—	—	—	—											
445110	Grocery (except convenience) stores .....	752	2 894	11 975	19	6	3	—	6	1	3	—	—	—	—	—	—											
4453	Beer, wine & liquor stores .....	121	314	1 486	27	14	11	2	—	—	—	—	—	—	—	—	—											
44531	Beer, wine & liquor stores .....	121	314	1 486	27	14	11	2	—	—	—	—	—	—	—	—	—											
445310	Beer, wine & liquor stores .....	121	314	1 486	27	14	11	2	—	—	—	—	—	—	—	—	—											
446	Health & personal care stores .....	361	1 241	5 638	30	14	7	3	4	2	—	—	—	—	—	—	—											
4461	Health & personal care stores .....	361	1 241	5 638	30	14	7	3	4	2	—	—	—	—	—	—	—											
44611	Pharmacies & drug stores .....	(E)	(D)	(D)	15	3	3	3	4	2	—	—	—	—	—	—	—											
447	Gasoline stations .....	241	616	2 923	33	13	15	3	2	—	—	—	—	—	—	—	—											
4471	Gasoline stations .....	241	616	2 923	33	13	15	3	2	—	—	—	—	—	—	—	—											
44711	Gasoline stations with convenience stores .....	142	266	1 117	14	6	4	2	2	—	—	—	—	—	—	—	—											
447110	Gasoline stations with convenience stores .....	142	266	1 117	14	6	4	2	2	—	—	—	—	—	—	—	—											
448	Clothing & clothing accessories stores .....	409	1 257	5 928	78	49	19	5	5	—	—	—	—	—	—	—	—											
4481	Clothing stores .....	350	992	4 816	60	36	15	4	5	—	—	—	—	—	—	—	—											
44812	Women's clothing stores .....	114	307	1 498	23	15	4	3	1	—	—	—	—	—	—	—	—											
448120	Women's clothing stores .....	114	307	1 498	23	15	4	3	1	—	—	—	—	—	—	—	—											
44814	Family clothing stores .....	179	503	2 519	21	10	7	—	4	—	—	—	—	—	—	—	—											
448140	Family clothing stores .....	179	503	2 519	21	10	7	—	4	—	—	—	—	—	—	—	—											
451	Sporting goods, hobby, book & music stores .....	187	612	3 199	43	29	9	4	1	—	—	—	—	—	—	—	—											
4511	Sporting goods, hobby, musical instrument stores .....	109	322	1 857	31	23	5	3	—	—	—	—	—	—	—	—	—											
452	General merchandise stores .....	175	597	3 037	9	5	—	—	2	2	—	—	—	—	—	—	—											
453	Miscellaneous store retailers .....	292	904	4 828	71	54	11	4	2	—	—	—	—	—	—	—	—											
4539	Other miscellaneous store retailers .....	125	452	2 162	26	19	5	1	1	—	—	—	—	—	—	—	—											
454	Nonstore retailers .....	254	1 515	6 740	27	14	5	5	2	1	—	—	—	—	—	—	—											
4543	Direct selling establishments .....	181	1 164	5 068	19	10	4	3	1	1	—	—	—	—	—	—	—											
45431	Fuel dealers .....	157	1 030	4 462	14	7	3	2	1	1	—	—	—	—	—	—	—											
<b>48-49 Transportation &amp; warehousing .....</b>														<b>356</b>	<b>1 981</b>	<b>8 009</b>	<b>58</b>	<b>38</b>	<b>11</b>	<b>4</b>	<b>4</b>	<b>1</b>	—	—	—	—	—	—
485	Transit & ground passenger transportation .....	(C)	(D)	(D)	6	2	—	—	3	1	—	—	—	—	—	—	—											
4854	School & employee bus transportation .....	(C)	(D)	(D)	3	—	—	—	2	1	—	—	—	—	—	—	—											
48541	School & employee bus transportation .....	(C)	(D)	(D)	3	—	—	—	2	1	—	—	—	—	—	—	—											
<b>51 Information .....</b>														<b>395</b>	<b>2 936</b>	<b>12 791</b>	<b>35</b>	<b>18</b>	<b>4</b>	<b>9</b>	<b>2</b>	<b>2</b>	—	—	—	—	—	
511	Publishing industries .....	192	1 666	6 829	14	7	2	3	1	1	—	—	—	—	—	—	—											
5111	Newspaper, periodical, book, database publishers .....	166	1 357	5 250	8	3	1	2	1	—	—	—	—	—	—	—	—											
51111	Newspaper publishers .....	(C)	(D)	(D)	2	—	—	1	—	1	—	—	—	—	—	—	—											
<b>52 Finance &amp; insurance .....</b>														<b>1 015</b>	<b>9 630</b>	<b>38 137</b>	<b>95</b>	<b>56</b>	<b>21</b>	<b>9</b>	<b>5</b>	<b>3</b>	—	<b>1</b>	—	—	—	—
522	Credit intermediation & related activities .....	793	6 784	26 368	36	9	15	5	3	3	—	1	—	—	—	—	—											
5221	Depository credit intermediation .....	(E)	(D)	(D)	32	7	15	5	3	2	—	—	—	—	—	—	—											
52212	Savings institutions .....	(C)	(D)	(D)	12	1	5	2	3	1	—	—	—	—	—	—	—											
52213	Credit unions .....	(C)	(D)	(D)	8	2	4	1	—	1	—	—	—	—	—	—	—											
5222	Nondepository credit intermediation .....	(E)	(D)	(D)	3	1	—	—	—	1	—	1	—	—	—	—	—											
52229	Other nondepository credit intermediation .....	(E)	(D)	(D)	3	1	—	—	—	1	—	1	—	—	—	—	—											
523	Security, commodity contracts & like activity .....	(C)	(D)	(D)	22	16	3	2	1	—	—	—	—	—	—	—	—											
524	Insurance carriers & related activities .....	(C)	(D)	(D)	37	31	3	2	1	—	—	—	—	—	—	—	—											
5242	Agencies & other insurance related activities .....	(C)	(D)	(D)	31	25	3	2	1	—	—	—	—	—	—	—	—											
52421	Insurance agencies & brokerages .....	(C)	(D)	(D)	30	24	3	2	1	—	—	—	—	—	—	—	—											
<b>53 Real estate &amp; rental &amp; leasing .....</b>														<b>380</b>	<b>2 383</b>	<b>11 917</b>	<b>99</b>	<b>77</b>	<b>14</b>	<b>5</b>	<b>3</b>	—	—	—	—	—	—	
531	Real estate .....	287	1 702	8 470	75	61	7	4	3	—	—	—	—	—	—	—	—											
5311	Lessors of real estate .....	139	853	4 455	31	25	2	2	2	—	—	—	—	—	—	—	—											
<b>54 Professional, scientific &amp; technical services .....</b>														<b>2 188</b>	<b>21 991</b>	<b>99 108</b>	<b>274</b>	<b>187</b>	<b>42</b>	<b>21</b>	<b>15</b>	<b>6</b>	<b>2</b>	<b>1</b>	—	—	—	
541	Professional, scientific & technical services .....	2 188	21 991	99 108	274	187	42	21	15	6	2	1	—	—	—	—	—											
5411	Legal services .....	180	1 518	7 796	46	31	11	4	—	—	—	—	—	—	—	—	—											
54111	Offices of lawyers .....	(C)	(D)	(D)	45	30	11	4	—	—	—	—	—	—	—	—	—											
5412	Accounting, tax prep, bookkeep, payroll services .....	136	803	3 551	30	21	5	3	1	—	—	—	—	—	—	—	—											
54121	Accounting, tax prep, bookkeep, payroll services .....	136	803	3 551	30	21	5	3	1	—	—	—	—	—	—	—	—											
5413	Architectural, engineering & related services .....	1 129	12 130	53 228	62	34	9	5	7	5	1	1	—	—	—	—	—											
54133	Engineering services .....	1 032	11 401	50 132	41	20	4	5	5	5	1	1	—	—	—	—	—											
541330	Engineering services .....	1 032	11 401	50 132	41	20	4	5	5	5	1	1	—	—	—	—	—											
5415	Computer systems design & related services .....	336	4 183	19 668	46	30	5	6	4	1	—	—	—	—	—	—	—											
54151	Computer systems design & related services .....	336	4 183	19 668	46	30	5	6	4	1	—	—	—	—	—	—	—											
541512	Computer systems design services .....	254	3 287	14 401	20	10	1	5	3	1	—	—	—	—	—	—	—											
5417	Scientific R&D services .....	154	1 889	7 771	9	6	—	1	1	—	1	—	—	—	—	—	—											
54171	R&D in physical, engineering & life sciences .....	(C)	(D)	(D)	7	5	—	1	—	—	1	—	—	—	—	—	—											
5419	Oth professional, scientific, technical services .....	138	786	3 375	25	15	7	1	2	—	—	—	—	—	—	—	—											

Note: Employment-size classes are indicated as follows: A—0 to 19; B—20 to 99; C—100 to 249; E—250 to 499; F—500 to 999; G—1,000 to 2,499; H—2,500 to 4,999; I—5,000 to 9,999; J—10,000 to 24,999; K—25,000 to 49,999; L—50,000 to 99,999; M—100,000 or more.

**Table 6. Counties—Employees, Payroll, and Establishments by Industry: 1999—Con.**

[Excludes most government employees, railroad employees, and self-employed persons. Size class 1 to 4 includes establishments with payroll, but no employees, during mid-March pay period. (D) denotes figures withheld to avoid disclosing data for individual companies; the data are included in broader industry totals. Detailed industries with 100 or more employees are shown if industry was not a (D). For explanation of terms, abbreviations, and data reliability/comparability, see introductory text]

NAICS code	Industry	Number of employees for week including March 12	Payroll (\$1,000)		Total number of establishments	Number of establishments by employment-size class									
			First quarter	Annual		1 to 4	5 to 9	10 to 19	20 to 49	50 to 99	100 to 249	250 to 499	500 to 999	1,000 or more	
<b>NEWPORT—Con.</b>															
<b>55</b>	<b>Management of companies &amp; enterprises . . . . .</b>	<b>161</b>	<b>2 294</b>	<b>10 182</b>	<b>7</b>	<b>1</b>	<b>2</b>	<b>1</b>	<b>2</b>	<b>1</b>	<b>—</b>	<b>—</b>	<b>—</b>	<b>—</b>	
551	Management of companies & enterprises . . . . .	161	2 294	10 182	7	1	2	1	2	1	—	—	—	—	
5511	Management of companies & enterprises . . . . .	161	2 294	10 182	7	1	2	1	2	1	—	—	—	—	
55111	Management of companies & enterprises . . . . .	161	2 294	10 182	7	1	2	1	2	1	—	—	—	—	
<b>56</b>	<b>Admin, support, waste mgmt, remediation services . . . . .</b>	<b>1 387</b>	<b>8 700</b>	<b>40 744</b>	<b>168</b>	<b>120</b>	<b>26</b>	<b>10</b>	<b>7</b>	<b>3</b>	<b>1</b>	<b>1</b>	<b>—</b>	<b>—</b>	
561	Administrative & support services . . . . .	1 337	8 267	39 147	160	115	24	10	6	3	1	1	—	—	
5611	Office administrative services . . . . .	431	2 839	14 273	12	6	2	1	1	1	—	1	—	—	
56111	Office administrative services . . . . .	431	2 839	14 273	12	6	2	1	1	1	—	1	—	—	
561110	Office administrative services . . . . .	431	2 839	14 273	12	6	2	1	1	1	—	1	—	—	
5612	Facilities support services . . . . .	(C)	(D)	(D)	1	—	—	—	—	—	1	—	—	—	
56121	Facilities support services . . . . .	(C)	(D)	(D)	1	—	—	—	—	—	1	—	—	—	
5613	Employment services . . . . .	172	856	3 346	7	4	—	—	1	2	—	—	—	—	
56132	Temporary help services . . . . .	(C)	(D)	(D)	5	2	—	—	1	2	—	—	—	—	
5617	Services to buildings & dwellings . . . . .	285	949	5 691	86	68	10	5	3	—	—	—	—	—	
56172	Janitorial services . . . . .	135	435	2 195	27	18	4	4	1	—	—	—	—	—	
561720	Janitorial services . . . . .	135	435	2 195	27	18	4	4	1	—	—	—	—	—	
56173	Landscaping services . . . . .	133	435	3 148	54	47	4	1	2	—	—	—	—	—	
561730	Landscaping services . . . . .	133	435	3 148	54	47	4	1	2	—	—	—	—	—	
<b>61</b>	<b>Educational services . . . . .</b>	<b>1 499</b>	<b>6 382</b>	<b>28 022</b>	<b>30</b>	<b>11</b>	<b>6</b>	<b>3</b>	<b>5</b>	<b>1</b>	<b>3</b>	<b>—</b>	<b>1</b>	<b>—</b>	
611	Educational services . . . . .	1 499	6 382	28 022	30	11	6	3	5	1	3	—	1	—	
6111	Elementary & secondary schools . . . . .	520	2 753	11 910	8	—	—	2	2	1	3	—	—	—	
61111	Elementary & secondary schools . . . . .	520	2 753	11 910	8	—	—	2	2	1	3	—	—	—	
611110	Elementary & secondary schools . . . . .	520	2 753	11 910	8	—	—	2	2	1	3	—	—	—	
6113	Colleges, universities & professional schools . . . . .	(F)	(D)	(D)	1	—	—	—	—	—	—	—	1	—	
61131	Colleges, universities & professional schools . . . . .	(F)	(D)	(D)	1	—	—	—	—	—	—	—	1	—	
6116	Other schools & instruction . . . . .	102	428	1 838	12	8	2	—	2	—	—	—	—	—	
<b>62</b>	<b>Health care and social assistance . . . . .</b>	<b>4 753</b>	<b>26 292</b>	<b>112 257</b>	<b>228</b>	<b>102</b>	<b>40</b>	<b>45</b>	<b>25</b>	<b>7</b>	<b>5</b>	<b>3</b>	<b>1</b>	<b>—</b>	
621	Ambulatory health care services . . . . .	912	6 611	30 056	124	77	25	15	5	1	1	—	—	—	
6211	Offices of physicians . . . . .	264	3 356	15 447	44	27	9	5	3	—	—	—	—	—	
62111	Offices of physicians . . . . .	264	3 356	15 447	44	27	9	5	3	—	—	—	—	—	
6212	Offices of dentists . . . . .	238	1 276	5 632	47	27	14	6	—	—	—	—	—	—	
62121	Offices of dentists . . . . .	238	1 276	5 632	47	27	14	6	—	—	—	—	—	—	
621210	Offices of dentists . . . . .	238	1 276	5 632	47	27	14	6	—	—	—	—	—	—	
6213	Offices of other health practitioners . . . . .	(C)	(D)	(D)	20	17	1	—	2	—	—	—	—	—	
6216	Home health care services . . . . .	(C)	(D)	(D)	5	2	1	—	—	1	1	—	—	—	
62161	Home health care services . . . . .	(C)	(D)	(D)	5	2	1	—	—	1	1	—	—	—	
622	Hospitals . . . . .	(G)	(D)	(D)	2	—	—	—	—	—	—	1	1	—	
6221	General medical & surgical hospitals . . . . .	(G)	(D)	(D)	2	—	—	—	—	—	—	1	1	—	
62211	General medical & surgical hospitals . . . . .	(G)	(D)	(D)	2	—	—	—	—	—	—	1	1	—	
623	Nursing & residential care facilities . . . . .	(G)	(D)	(D)	50	6	8	18	11	5	2	—	—	—	
6231	Nursing care facilities . . . . .	612	2 534	10 829	7	1	—	—	—	4	2	—	—	—	
62311	Nursing care facilities . . . . .	612	2 534	10 829	7	1	—	—	—	4	2	—	—	—	
623110	Nursing care facilities . . . . .	612	2 534	10 829	7	1	—	—	—	4	2	—	—	—	
6232	Residential mental retardation, health facil . . . . .	(E)	(D)	(D)	24	—	3	13	8	—	—	—	—	—	
62321	Residential mental retardation facilities . . . . .	370	1 921	7 820	21	—	3	11	7	—	—	—	—	—	
623210	Residential mental retardation facilities . . . . .	370	1 921	7 820	21	—	3	11	7	—	—	—	—	—	
6233	Community care facilities for the elderly . . . . .	(C)	(D)	(D)	6	2	2	—	1	1	—	—	—	—	
62331	Community care facilities for the elderly . . . . .	(C)	(D)	(D)	6	2	2	—	1	1	—	—	—	—	
6239	Other residential care facilities . . . . .	(C)	(D)	(D)	13	3	3	5	2	—	—	—	—	—	
62399	Other residential care facilities . . . . .	(C)	(D)	(D)	13	3	3	5	2	—	—	—	—	—	
624	Social assistance . . . . .	(G)	(D)	(D)	52	19	7	12	9	1	2	2	—	—	
6241	Individual & family services . . . . .	(F)	(D)	(D)	16	5	2	2	4	1	1	1	—	—	
62411	Child & youth services . . . . .	(E)	(D)	(D)	4	—	—	1	1	—	—	1	—	—	
62412	Services for elderly & disabled persons . . . . .	196	947	4 268	5	—	2	—	2	—	1	—	—	—	
624120	Services for elderly & disabled persons . . . . .	196	947	4 268	5	—	2	—	2	—	1	—	—	—	
6243	Vocational rehabilitation services . . . . .	(E)	(D)	(D)	3	1	1	—	—	—	—	1	—	—	
62431	Vocational rehabilitation services . . . . .	(E)	(D)	(D)	3	1	1	—	—	—	—	1	—	—	
6244	Child day care services . . . . .	350	1 078	4 083	27	12	3	7	4	—	1	—	—	—	
62441	Child day care services . . . . .	350	1 078	4 083	27	12	3	7	4	—	1	—	—	—	
624410	Child day care services . . . . .	350	1 078	4 083	27	12	3	7	4	—	1	—	—	—	
<b>71</b>	<b>Arts, entertainment &amp; recreation . . . . .</b>	<b>920</b>	<b>4 447</b>	<b>23 693</b>	<b>88</b>	<b>48</b>	<b>19</b>	<b>8</b>	<b>11</b>	<b>1</b>	<b>1</b>	<b>—</b>	<b>—</b>	<b>—</b>	
712	Museums, historical sites & like institutions . . . . .	215	1 109	4 560	19	9	2	3	5	—	—	—	—	—	
7121	Museums, historical sites & like institutions . . . . .	215	1 109	4 560	19	9	2	3	5	—	—	—	—	—	
71211	Museums . . . . .	(C)	(D)	(D)	18	8	2	3	5	—	—	—	—	—	
713	Amusement, gambling & recreation industries . . . . .	642	3 047	17 267	54	30	12	5	5	1	1	—	—	—	
7132	Gambling industries . . . . .	(C)	(D)	(D)	2	1	—	—	—	—	1	—	—	—	
71329	Other gambling industries . . . . .	(C)	(D)	(D)	2	1	—	—	—	—	1	—	—	—	
7139	Other amusement & recreation industries . . . . .	(E)	(D)	(D)	50	28	11	5	5	1	—	—	—	—	
71391	Golf courses & country clubs . . . . .	117	525	3 994	8	2	2	2	2	—	—	—	—	—	
713910	Golf courses & country clubs . . . . .	117	525	3 994	8	2	2	2	2	—	—	—	—	—	
71393	Marinas . . . . .	185	1 199	5 860	11	4	3	1	2	1	—	—	—	—	
713930	Marinas . . . . .	185	1 199	5 860	11	4	3	1	2	1	—	—	—	—	

Note: Employment-size classes are indicated as follows: A—0 to 19; B—20 to 99; C—100 to 249; E—250 to 499; F—500 to 999; G—1,000 to 2,499; H—2,500 to 4,999; I—5,000 to 9,999; J—10,000 to 24,999; K—25,000 to 49,999; L—50,000 to 99,999; M—100,000 or more.

**Table 6. Counties—Employees, Payroll, and Establishments by Industry: 1999—Con.**

[Excludes most government employees, railroad employees, and self-employed persons. Size class 1 to 4 includes establishments with payroll, but no employees, during mid-March pay period. (D) denotes figures withheld to avoid disclosing data for individual companies; the data are included in broader industry totals. Detailed industries with 100 or more employees are shown if industry was not a (D). For explanation of terms, abbreviations, and data reliability/comparability, see introductory text]

NAICS code	Industry	Number of employees for week including March 12	Payroll (\$1,000)		Total number of establishments	Number of establishments by employment-size class									
			First quarter	Annual		1 to 4	5 to 9	10 to 19	20 to 49	50 to 99	100 to 249	250 to 499	500 to 999	1,000 or more	
<b>NEWPORT—Con.</b>															
<b>72</b>	<b>Accommodation &amp; food services</b>	<b>5 161</b>	<b>14 052</b>	<b>82 117</b>	<b>340</b>	<b>130</b>	<b>63</b>	<b>73</b>	<b>53</b>	<b>17</b>	<b>2</b>	<b>2</b>	—	—	
721	Accommodation	1 533	5 517	29 531	60	30	7	10	5	4	2	2	—	—	
7211	Traveler accommodation	(G)	(D)	(D)	59	30	6	10	5	4	2	2	—	—	
72111	Hotels (exc casino hotels) & motels	1 437	5 248	27 945	33	10	3	7	5	4	2	2	—	—	
721110	Hotels (exc casino hotels) & motels	1 437	5 248	27 945	33	10	3	7	5	4	2	2	—	—	
722	Food services & drinking places	3 628	8 535	52 586	280	100	56	63	48	13	—	—	—	—	
7221	Full-service restaurants	2 218	5 581	35 816	138	35	28	35	30	10	—	—	—	—	
72211	Full-service restaurants	2 218	5 581	35 816	138	35	28	35	30	10	—	—	—	—	
722110	Full-service restaurants	2 218	5 581	35 816	138	35	28	35	30	10	—	—	—	—	
7222	Limited-service eating places	841	1 771	9 186	89	40	18	19	10	2	—	—	—	—	
72221	Limited-service eating places	841	1 771	9 186	89	40	18	19	10	2	—	—	—	—	
722211	Limited-service restaurants	640	1 308	6 529	63	30	12	11	8	2	—	—	—	—	
722213	Snack & nonalcoholic beverage bars	201	463	2 657	26	10	6	8	2	—	—	—	—	—	
7223	Special food services	348	783	5 479	22	10	—	5	6	1	—	—	—	—	
72231	Food service contractors	191	501	2 377	8	2	—	3	2	1	—	—	—	—	
722310	Food service contractors	191	501	2 377	8	2	—	3	2	1	—	—	—	—	
72232	Caterers	(C)	(D)	(D)	12	7	—	2	3	—	—	—	—	—	
7224	Drinking places (alcoholic beverages)	221	400	2 105	31	15	10	4	2	—	—	—	—	—	
72241	Drinking places (alcoholic beverages)	221	400	2 105	31	15	10	4	2	—	—	—	—	—	
722410	Drinking places (alcoholic beverages)	221	400	2 105	31	15	10	4	2	—	—	—	—	—	
<b>81</b>	<b>Other services (except public administration)</b>	<b>1 389</b>	<b>6 476</b>	<b>29 506</b>	<b>250</b>	<b>162</b>	<b>63</b>	<b>12</b>	<b>11</b>	<b>1</b>	<b>1</b>	—	—	—	
811	Repair & maintenance	475	3 204	13 207	81	62	12	2	3	1	1	—	—	—	
8111	Automotive repair & maintenance	198	1 036	4 666	54	42	9	1	2	—	—	—	—	—	
8112	Electronic & precision equipment R&M	(C)	(D)	(D)	1	—	—	—	—	—	1	—	—	—	
81121	Electronic & precision equipment R&M	(C)	(D)	(D)	1	—	—	—	—	—	1	—	—	—	
8114	Personal & household goods R&M	(C)	(D)	(D)	19	13	3	1	1	1	—	—	—	—	
812	Personal & laundry services	390	1 401	7 711	75	42	24	5	4	—	—	—	—	—	
8121	Personal care services	221	778	4 377	46	27	14	3	2	—	—	—	—	—	
81211	Hair, nail & skin care services	165	626	2 911	36	20	13	2	1	—	—	—	—	—	
813	Religious, grantmaking, civic, prof & like organizations	524	1 871	8 588	94	58	27	5	4	—	—	—	—	—	
8131	Religious organizations	237	767	3 183	42	26	13	2	1	—	—	—	—	—	
81311	Religious organizations	237	767	3 183	42	26	13	2	1	—	—	—	—	—	
813110	Religious organizations	237	767	3 183	42	26	13	2	1	—	—	—	—	—	
8134	Civic & social organizations	136	351	2 007	25	13	9	2	1	—	—	—	—	—	
81341	Civic & social organizations	136	351	2 007	25	13	9	2	1	—	—	—	—	—	
813410	Civic & social organizations	136	351	2 007	25	13	9	2	1	—	—	—	—	—	
8139	Business, labor, political, like organizations	119	616	2 761	21	15	4	—	2	—	—	—	—	—	
<b>99</b>	<b>Unclassified establishments</b>	<b>(B)</b>	<b>(D)</b>	<b>(D)</b>	<b>32</b>	<b>30</b>	<b>2</b>	—	—	—	—	—	—	—	
<b>PROVIDENCE</b>															
	<b>Total</b>	<b>260 953</b>	<b>1 910 544</b>	<b>7 962 183</b>	<b>16 040</b>	<b>8 902</b>	<b>2 883</b>	<b>1 940</b>	<b>1 403</b>	<b>486</b>	<b>300</b>	<b>83</b>	<b>26</b>	<b>17</b>	
<b>11</b>	<b>Forestry, fishing, hunting, and agriculture support</b>	<b>(B)</b>	<b>(D)</b>	<b>(D)</b>	<b>13</b>	<b>11</b>	<b>2</b>	—	—	—	—	—	—	—	
<b>21</b>	<b>Mining</b>	<b>116</b>	<b>724</b>	<b>3 427</b>	<b>13</b>	<b>8</b>	<b>1</b>	<b>1</b>	<b>3</b>	—	—	—	—	—	
212	Mining (except oil & gas)	(C)	(D)	(D)	11	6	1	1	3	—	—	—	—	—	
2123	Nonmetallic mineral mining & quarrying	(C)	(D)	(D)	9	4	1	1	3	—	—	—	—	—	
<b>22</b>	<b>Utilities</b>	<b>1 863</b>	<b>22 625</b>	<b>93 213</b>	<b>22</b>	<b>6</b>	<b>3</b>	<b>1</b>	<b>4</b>	<b>3</b>	<b>3</b>	<b>1</b>	<b>1</b>	—	
221	Utilities	1 863	22 625	93 213	22	6	3	1	4	3	3	1	1	—	
2211	Elec pwr generation, transmsn & distribution	(F)	(D)	(D)	9	2	1	1	1	3	—	—	1	—	
22112	Electric pwr transmsn, control & distribution	(F)	(D)	(D)	7	2	1	—	1	2	—	—	1	—	
2212	Natural gas distribution	(F)	(D)	(D)	9	2	2	—	2	—	2	1	—	—	
22121	Natural gas distribution	(F)	(D)	(D)	9	2	2	—	2	—	2	1	—	—	
2213	Water, sewage & other systems	(E)	(D)	(D)	4	2	—	—	1	—	1	—	—	—	
22132	Sewage treatment facilities	(E)	(D)	(D)	4	2	—	—	1	—	1	—	—	—	
<b>23</b>	<b>Construction</b>	<b>10 700</b>	<b>89 038</b>	<b>453 861</b>	<b>1 594</b>	<b>1 143</b>	<b>204</b>	<b>155</b>	<b>61</b>	<b>20</b>	<b>8</b>	<b>3</b>	—	—	
233	Building, developing & general contracting	2 829	25 927	120 127	425	313	57	30	16	6	2	1	—	—	
2332	Residential building construction	1 350	7 926	36 578	328	266	34	15	8	5	—	—	—	—	
23321	Single-family housing construction	1 178	6 965	32 514	314	258	33	12	7	4	—	—	—	—	
233210	Single-family housing construction	1 178	6 965	32 514	314	258	33	12	7	4	—	—	—	—	
23322	Multifamily housing construction	172	961	4 064	14	8	1	3	1	1	—	—	—	—	
233220	Multifamily housing construction	172	961	4 064	14	8	1	3	1	1	—	—	—	—	
2333	Nonresidential building construction	1 401	17 108	79 156	82	36	21	14	7	1	2	1	—	—	
23331	Mfg & industrial building construction	116	1 289	5 766	14	6	5	1	2	—	—	—	—	—	
233310	Mfg & industrial building construction	116	1 289	5 766	14	6	5	1	2	—	—	—	—	—	
23332	Commercial & institutional bldg construction	1 285	15 819	73 390	68	30	16	13	5	1	2	1	—	—	
233320	Commercial & institutional bldg construction	1 285	15 819	73 390	68	30	16	13	5	1	2	1	—	—	
234	Heavy construction	776	6 564	41 993	60	28	12	11	6	2	1	—	—	—	
2341	Highway, street, bridge & tunnel construction	208	1 783	12 393	13	7	3	2	—	—	1	—	—	—	
23411	Highway & street construction	(C)	(D)	(D)	12	7	2	2	—	—	1	—	—	—	
2349	Other heavy construction	568	4 781	29 600	47	21	9	9	6	2	—	—	—	—	
23491	Water, sewer & pipeline construction	(C)	(D)	(D)	14	3	5	4	2	—	—	—	—	—	
23499	All other heavy construction	350	2 409	14 914	27	17	2	3	3	2	—	—	—	—	
234990	All other heavy construction	350	2 409	14 914	27	17	2	3	3	2	—	—	—	—	

Note: Employment-size classes are indicated as follows: A—0 to 19; B—20 to 99; C—100 to 249; E—250 to 499; F—500 to 999; G—1,000 to 2,499; H—2,500 to 4,999; I—5,000 to 9,999; J—10,000 to 24,999; K—25,000 to 49,999; L—50,000 to 99,999; M—100,000 or more.

**Table 6. Counties—Employees, Payroll, and Establishments by Industry: 1999—Con.**

[Excludes most government employees, railroad employees, and self-employed persons. Size class 1 to 4 includes establishments with payroll, but no employees, during mid-March pay period. (D) denotes figures withheld to avoid disclosing data for individual companies; the data are included in broader industry totals. Detailed industries with 100 or more employees are shown if industry was not a (D). For explanation of terms, abbreviations, and data reliability/comparability, see introductory text]

NAICS code	Industry	Number of employees for week including March 12	Payroll (\$1,000)		Total number of establishments	Number of establishments by employment-size class																				
			First quarter	Annual		1 to 4	5 to 9	10 to 19	20 to 49	50 to 99	100 to 249	250 to 499	500 to 999	1,000 or more												
<b>PROVIDENCE—Con.</b>																										
<b>23 Construction—Con.</b>																										
235	Special trade contractors .....	7 095	56 547	291 741	1 109	802	135	114	39	12	5	2	—	—												
2351	Plumbing, heating & AC contractor .....	1 445	14 120	59 007	183	117	29	25	8	1	3	—	—	—												
23511	Plumbing, heating & AC contractor .....	1 445	14 120	59 007	183	117	29	25	8	1	3	—	—	—												
235110	Plumbing, heating & AC contractor .....	1 445	14 120	59 007	183	117	29	25	8	1	3	—	—	—												
2352	Painting & wall covering contractors .....	302	1 374	9 270	125	108	10	6	1	—	—	—	—	—												
23521	Painting & wall covering contractors .....	302	1 374	9 270	125	108	10	6	1	—	—	—	—	—												
235210	Painting & wall covering contractors .....	302	1 374	9 270	125	108	10	6	1	—	—	—	—	—												
2353	Electrical contractors .....	1 138	9 376	44 894	165	114	20	20	8	2	1	—	—	—												
23531	Electrical contractors .....	1 138	9 376	44 894	165	114	20	20	8	2	1	—	—	—												
235310	Electrical contractors .....	1 138	9 376	44 894	165	114	20	20	8	2	1	—	—	—												
2354	Masonry, drywall, insulation, tile contractors .....	1 333	11 106	61 889	154	116	20	11	—	5	1	1	—	—												
23541	Masonry & stone contractors .....	241	1 431	8 194	70	56	10	3	—	1	—	—	—	—												
235410	Masonry & stone contractors .....	241	1 431	8 194	70	56	10	3	—	1	—	—	—	—												
23542	Drywall, acoustical & insulation contractors .....	1 033	9 210	51 439	67	46	9	6	—	4	1	1	—	—												
235420	Drywall, acoustical & insulation contractors .....	1 033	9 210	51 439	67	46	9	6	—	4	1	1	—	—												
2355	Carpentry & floor contractors .....	472	2 350	12 152	150	128	10	10	2	—	—	—	—	—												
23551	Carpentry contractors .....	324	1 523	8 035	113	96	9	8	—	—	—	—	—	—												
235510	Carpentry contractors .....	324	1 523	8 035	113	96	9	8	—	—	—	—	—	—												
23552	Floor laying & other floor contractors .....	148	827	4 117	37	32	1	2	2	—	—	—	—	—												
235520	Floor laying & other floor contractors .....	148	827	4 117	37	32	1	2	2	—	—	—	—	—												
2356	Roofing, siding, & sheet metal contractors .....	552	3 855	19 586	73	43	12	12	4	2	—	—	—	—												
23561	Roofing, siding, & sheet metal contractors .....	552	3 855	19 586	73	43	12	12	4	2	—	—	—	—												
235610	Roofing, siding, & sheet metal contractors .....	552	3 855	19 586	73	43	12	12	4	2	—	—	—	—												
2357	Concrete contractors .....	235	1 256	15 298	71	57	9	2	3	—	—	—	—	—												
23571	Concrete contractors .....	235	1 256	15 298	71	57	9	2	3	—	—	—	—	—												
235710	Concrete contractors .....	235	1 256	15 298	71	57	9	2	3	—	—	—	—	—												
2359	Other special trade contractors .....	1 556	12 723	67 760	183	116	25	27	12	2	—	1	—	—												
23591	Structural steel erection contractors .....	(C)	(D)	(D)	9	2	3	2	1	1	—	—	—	—												
23592	Glass & glazing contractors .....	152	1 155	5 955	17	8	4	3	2	—	—	—	—	—												
235920	Glass & glazing contractors .....	152	1 155	5 955	17	8	4	3	2	—	—	—	—	—												
23593	Excavation contractors .....	253	1 842	12 957	57	44	6	5	1	1	—	—	—	—												
235930	Excavation contractors .....	253	1 842	12 957	57	44	6	5	1	1	—	—	—	—												
23595	Bldg equip & oth mach installation contractor .....	104	1 297	5 088	11	6	2	—	3	—	—	—	—	—												
235950	Bldg equip & oth mach installation contractor .....	104	1 297	5 088	11	6	2	—	3	—	—	—	—	—												
23599	All other special trade contractors .....	801	6 814	35 780	79	52	8	14	4	—	—	1	—	—												
235990	All other special trade contractors .....	801	6 814	35 780	79	52	8	14	4	—	—	1	—	—												
<b>31-33 Manufacturing .....</b>														<b>48 213</b>	<b>342 706</b>	<b>1 516 152</b>	<b>1 625</b>	<b>575</b>	<b>293</b>	<b>280</b>	<b>253</b>	<b>124</b>	<b>67</b>	<b>24</b>	<b>8</b>	<b>1</b>
311	Food mfg .....	2 086	11 660	57 335	91	32	17	19	10	8	4	1	—	—												
3113	Sugar & confectionery product mfg .....	(E)	(D)	(D)	1	—	—	—	—	—	—	1	—	—												
31134	Nonchocolate confectionery mfg .....	(E)	(D)	(D)	1	—	—	—	—	—	—	1	—	—												
3116	Animal slaughtering & processing .....	(C)	(D)	(D)	9	2	2	4	—	—	1	—	—	—												
31161	Animal slaughtering & processing .....	(C)	(D)	(D)	9	2	2	4	—	—	1	—	—	—												
3118	Bakeries & tortilla mfg .....	1 000	4 627	19 550	58	25	11	9	7	4	2	—	—	—												
31181	Bread & bakery product mfg .....	984	4 584	19 642	52	19	11	9	7	4	2	—	—	—												
311812	Commercial bakeries .....	712	3 970	17 360	20	2	2	5	6	4	1	—	—	—												
3119	Other food mfg .....	(E)	(D)	(D)	10	2	1	3	2	1	1	—	—	—												
31192	Coffee & tea mfg .....	(C)	(D)	(D)	2	—	—	1	—	1	—	—	—	—												
31199	All other food mfg .....	(C)	(D)	(D)	5	1	—	1	2	—	1	—	—	—												
312	Beverage & tobacco product mfg .....	(C)	(D)	(D)	5	2	2	—	—	—	1	—	—	—												
3121	Beverage mfg .....	(C)	(D)	(D)	5	2	2	—	—	—	1	—	—	—												
31211	Soft drink & ice mfg .....	(C)	(D)	(D)	4	1	2	—	—	—	1	—	—	—												
313	Textile mills .....	3 665	26 294	108 986	57	10	11	6	8	9	11	2	—	—												
3131	Fiber, yarn & thread mills .....	(C)	(D)	(D)	8	1	3	1	2	1	—	—	—	—												
31311	Fiber, yarn & thread mills .....	(C)	(D)	(D)	8	1	3	1	2	1	—	—	—	—												
3132	Fabric mills .....	2 403	15 927	65 491	27	3	2	4	3	5	9	1	—	—												
31321	Broadwoven fabric mills .....	463	4 963	19 600	6	—	1	2	1	—	2	—	—	—												
313210	Broadwoven fabric mills .....	463	4 963	19 600	6	—	1	2	1	—	2	—	—	—												
31322	Narrow fabric mills & schiffli mach embroidery .....	1 327	7 303	28 889	14	2	—	2	1	5	3	1	—	—												
31323	Nonwoven fabric mills .....	(E)	(D)	(D)	4	—	1	—	—	—	3	—	—	—												
31324	Knit fabric mills .....	(C)	(D)	(D)	3	1	—	—	1	—	1	—	—	—												
3133	Textile, fabric finishing, fabric coating mills .....	(G)	(D)	(D)	22	6	6	1	3	3	2	1	—	—												
31331	Textile & fabric finishing mills .....	995	8 470	36 482	19	5	5	1	3	2	2	1	—	—												
313311	Broadwoven fabric finishing mills .....	747	6 184	25 803	13	3	4	1	3	—	1	1	—	—												
313312	Textile, fabric finishing (exc broadwoven) mills .....	248	2 286	10 679	6	2	1	—	—	2	1	—	—	—												
31332	Fabric coating mills .....	(C)	(D)	(D)	3	1	1	—	—	1	—	—	—	—												
314	Textile product mills .....	754	3 743	16 683	27	7	6	6	4	3	—	1	—	—												
3141	Textile furnishings mills .....	271	1 163	5 520	13	4	3	2	1	3	—	—	—	—												
31411	Carpet & rug mills .....	(C)	(D)	(D)	3	—	—	1	—	2	—	—	—	—												
31412	Curtain & linen mills .....	(C)	(D)	(D)	10	4	3	1	1	1	—	—	—	—												
3149	Other textile product mills .....	483	2 580	11 163	14	3	3	4	3	—	—	1	—	—												
31499	All other textile product mills .....	(E)	(D)	(D)	11	2	3	4	1	—	—	1	—	—												
315	Apparel manufacturing .....	(E)	(D)	(D)	17	4	1	3	7	2	—	—	—	—												
3152	Cut & sew apparel mfg .....	(C)	(D)	(D)	10	3	—	3	3	1	—	—	—	—												
31522	Men's, boys' cut & sew apparel mfg .....	(C)	(D)	(D)	3	1	—	—	1	1	—	—	—	—												
3159	Apparel accessories & other apparel mfg .....	(C)	(D)	(D)	6	1	—	—	4	1	—	—	—	—												
31599	Apparel accessories & other apparel mfg .....	(C)	(D)	(D)	6	1	—	—	4	1	—	—	—	—												
316	Leather & allied product mfg .....	(E)	(D)	(D)	12	3	2	2	3	1	1	—	—	—												
3169	Other leather & allied product mfg .....	(E)	(D)	(D)	11	2	2	2	3	1	1	—	—	—												
31699	Other leather & allied product mfg .....	(E)	(D)	(D)	11	2	2	2	3	1	1	—	—	—												

Note: Employment-size classes are indicated as follows: A—0 to 19; B—20 to 99; C—100 to 249; E—250 to 499; F—500 to 999; G—1,000 to 2,499; H—2,500 to 4,999; I—5,000 to 9,999; J—10,000 to 24,999; K—25,000 to 49,999; L—50,000 to 99,999; M—100,000 or more.



**Table 6. Counties—Employees, Payroll, and Establishments by Industry: 1999—Con.**

[Excludes most government employees, railroad employees, and self-employed persons. Size class 1 to 4 includes establishments with payroll, but no employees, during mid-March pay period. (D) denotes figures withheld to avoid disclosing data for individual companies; the data are included in broader industry totals. Detailed industries with 100 or more employees are shown if industry was not a (D). For explanation of terms, abbreviations, and data reliability/comparability, see introductory text]

NAICS code	Industry	Number of employees for week including March 12	Payroll (\$1,000)		Total number of establishments	Number of establishments by employment-size class									
			First quarter	Annual		1 to 4	5 to 9	10 to 19	20 to 49	50 to 99	100 to 249	250 to 499	500 to 999	1,000 or more	
<b>PROVIDENCE—Con.</b>															
<b>31-33 Manufacturing—Con.</b>															
321	Wood product mfg .....	295	1 522	7 503	25	11	3	7	3	1	-	-	-	-	
3219	Other wood product mfg .....	246	1 271	6 292	19	8	3	4	3	1	-	-	-	-	
322	Paper mfg .....	1 456	10 337	49 583	35	5	3	6	10	7	4	-	-	-	
3222	Converted paper product mfg .....	1 456	10 337	49 583	35	5	3	6	10	7	4	-	-	-	
32221	Paperboard container mfg .....	927	5 856	28 765	21	3	-	5	5	5	3	-	-	-	
322213	Setup paperboard box mfg .....	343	1 526	7 567	7	2	-	-	2	1	2	-	-	-	
32222	Paper bag & coated & treated paper mfg .....	420	3 906	18 197	9	1	3	-	2	2	1	-	-	-	
323	Printing & related support activities .....	2 075	15 258	65 892	132	49	36	22	15	5	5	-	-	-	
3231	Printing & related support activities .....	2 075	15 258	65 892	132	49	36	22	15	5	5	-	-	-	
32311	Printing .....	1 855	13 847	60 216	118	44	34	19	12	4	5	-	-	-	
323110	Commercial lithographic printing .....	949	7 418	32 103	56	17	19	10	6	1	3	-	-	-	
323113	Commercial screen printing .....	242	1 667	7 325	13	6	3	-	3	-	1	-	-	-	
323114	Quick printing .....	105	633	2 958	21	12	5	4	-	-	-	-	-	-	
323119	Other commercial printing .....	285	2 325	9 854	15	4	5	3	1	1	1	-	-	-	
32312	Printing support activities .....	220	1 411	5 676	14	5	2	3	3	1	-	-	-	-	
325	Chemical mfg .....	1 857	18 136	84 828	52	21	9	11	6	1	2	1	1	-	
3251	Basic chemical mfg .....	515	5 145	22 025	6	-	-	1	3	-	2	-	-	-	
32518	Other basic inorganic chemical mfg .....	(E)	(D)	(D)	2	-	-	-	-	-	2	-	-	-	
3254	Pharmaceutical & medicine mfg .....	115	715	3 370	5	1	1	1	1	1	-	-	-	-	
32541	Pharmaceutical & medicine mfg .....	115	715	3 370	5	1	1	1	1	1	-	-	-	-	
3259	Other chemical product & preparation mfg .....	(G)	(D)	(D)	18	9	3	2	2	-	-	1	1	-	
32599	All other chemical product & preparation mfg .....	(G)	(D)	(D)	17	9	3	1	2	-	-	1	1	-	
326	Plastics & rubber products mfg .....	4 000	29 174	137 099	76	21	9	10	16	11	4	4	1	-	
3261	Plastics product mfg .....	(H)	(D)	(D)	70	18	8	10	15	11	4	4	-	-	
32611	Unsupported plastics film, sheet, & bag mfg ..	(E)	(D)	(D)	8	3	-	1	1	2	1	-	-	-	
32614	Polystyrene foam product mfg .....	138	1 146	5 322	4	1	-	2	1	-	-	-	-	-	
326140	Polystyrene foam product mfg .....	138	1 146	5 322	4	1	-	2	1	-	-	-	-	-	
32619	Other plastics product mfg .....	2 923	19 004	94 754	49	8	7	8	11	8	3	4	-	-	
326199	All other plastics product mfg .....	2 923	19 004	94 754	49	8	7	8	11	8	3	4	-	-	
3262	Rubber product mfg .....	(F)	(D)	(D)	6	3	1	-	1	-	-	-	1	-	
32629	Other rubber product mfg .....	(F)	(D)	(D)	5	2	1	-	1	-	-	-	1	-	
327	Nonmetallic mineral product mfg .....	846	7 545	34 322	34	16	8	4	3	2	-	1	-	-	
3272	Glass & glass product mfg .....	(F)	(D)	(D)	12	8	2	-	1	-	-	1	-	-	
32721	Glass & glass product mfg .....	(F)	(D)	(D)	12	8	2	-	1	-	-	1	-	-	
3273	Cement & concrete product mfg .....	(C)	(D)	(D)	12	3	3	4	1	1	-	-	-	-	
3279	Other nonmetallic mineral product mfg .....	(C)	(D)	(D)	6	2	2	-	1	1	-	-	-	-	
331	Primary metal mfg .....	1 737	12 410	56 180	68	18	17	12	13	5	1	2	-	-	
3312	Steel product mfg from purchased steel .....	(E)	(D)	(D)	2	-	-	1	-	-	-	1	-	-	
33122	Rolling & drawing of purchased steel .....	(E)	(D)	(D)	2	-	-	1	-	-	-	1	-	-	
3314	Nonferrous (exc alum) production & processing .	(F)	(D)	(D)	20	3	3	4	5	3	1	1	-	-	
33142	Copper rolling, drawing, extruding & alloying .	(C)	(D)	(D)	3	-	-	1	1	-	1	-	-	-	
33149	Other nonferrous roll, draw, extruding, alloying .....	586	3 933	18 856	13	1	2	3	4	2	-	1	-	-	
331491	Other nonferrous metal roll, draw, extruding .....	518	3 236	15 708	10	1	1	3	2	2	-	1	-	-	
3315	Foundries .....	(F)	(D)	(D)	43	14	14	7	6	2	-	-	-	-	
33151	Ferrous metal foundries .....	(C)	(D)	(D)	8	3	1	1	3	-	-	-	-	-	
33152	Nonferrous metal foundries .....	(E)	(D)	(D)	35	11	13	6	3	2	-	-	-	-	
332	Fabricated metal product mfg .....	6 988	46 638	209 485	312	108	52	62	62	18	7	2	1	-	
3321	Forging & stamping .....	997	8 535	35 571	35	6	5	9	10	4	1	-	-	-	
33211	Forging & stamping .....	997	8 535	35 571	35	6	5	9	10	4	1	-	-	-	
3322	Cutlery & handtool mfg .....	684	5 961	25 334	11	1	1	4	3	1	-	1	-	-	
33221	Cutlery & handtool mfg .....	684	5 961	25 334	11	1	1	4	3	1	-	1	-	-	
332212	Hand & edge tool mfg .....	583	5 187	21 469	7	1	1	2	1	1	-	1	-	-	
3323	Architectural & structural metals mfg .....	(C)	(D)	(D)	16	4	5	3	3	1	-	-	-	-	
33231	Plate work & fabricated structural prod mfg ...	(C)	(D)	(D)	6	-	3	-	2	1	-	-	-	-	
33232	Ornamental & architectural metal prod mfg ...	112	987	3 648	10	4	2	3	1	-	-	-	-	-	
3325	Hardware mfg .....	(C)	(D)	(D)	3	1	-	-	1	-	1	-	-	-	
33251	Hardware mfg .....	(C)	(D)	(D)	3	1	-	-	1	-	1	-	-	-	
3326	Spring & wire product mfg .....	(C)	(D)	(D)	13	5	3	-	4	-	1	-	-	-	
33261	Spring & wire product mfg .....	(C)	(D)	(D)	13	5	3	-	4	-	1	-	-	-	
3327	Mach shops, turn prod, screw, nut, bolt mfg ....	1 134	8 148	37 559	87	37	14	17	14	4	1	-	-	-	
33271	Machine shops .....	551	3 985	18 727	54	26	10	9	7	2	-	-	-	-	
332710	Machine shops .....	551	3 985	18 727	54	26	10	9	7	2	-	-	-	-	
33272	Turned product & screw, nut & bolt mfg .....	583	4 163	18 832	33	11	4	8	7	2	1	-	-	-	
332721	Precision turned product mfg .....	128	905	4 050	20	9	4	6	1	-	-	-	-	-	
332722	Bolt, nut, screw, rivet & washer mfg .....	455	3 258	14 782	13	2	-	2	6	2	1	-	-	-	
3328	Coating, engrave, heat treating & oth activity ...	2 228	11 848	53 375	111	39	19	23	21	6	2	1	-	-	
33281	Coating, engrave, heat treating & oth activity .	2 228	11 848	53 375	111	39	19	23	21	6	2	1	-	-	
3329	Other fabricated metal product mfg .....	1 189	6 398	28 798	29	11	4	6	4	2	1	-	1	-	
33299	All other fabricated metal product mfg .....	(G)	(D)	(D)	24	9	4	4	3	2	1	-	1	-	
332999	All other misc fabricated metal product mfg ..	1 101	5 578	25 202	17	3	3	4	3	2	1	-	1	-	

Note: Employment-size classes are indicated as follows: A—0 to 19; B—20 to 99; C—100 to 249; E—250 to 499; F—500 to 2,499; H—2,500 to 4,999; I—5,000 to 9,999; J—10,000 to 24,999; K—25,000 to 49,999; L—50,000 to 99,999; M—100,000 or more.

**Table 6. Counties—Employees, Payroll, and Establishments by Industry: 1999—Con.**

[Excludes most government employees, railroad employees, and self-employed persons. Size class 1 to 4 includes establishments with payroll, but no employees, during mid-March pay period. (D) denotes figures withheld to avoid disclosing data for individual companies; the data are included in broader industry totals. Detailed industries with 100 or more employees are shown if industry was not a (D). For explanation of terms, abbreviations, and data reliability/comparability, see introductory text]

NAICS code	Industry	Number of employees for week including March 12	Payroll (\$1,000)		Total number of establishments	Number of establishments by employment-size class									
			First quarter	Annual		1 to 4	5 to 9	10 to 19	20 to 49	50 to 99	100 to 249	250 to 499	500 to 999	1,000 or more	
<b>PROVIDENCE—Con.</b>															
<b>31-33 Manufacturing—Con.</b>															
333	Machinery mfg .....	2 250	20 933	85 086	110	46	19	22	13	6	3	1	—	—	
3332	Industrial machinery mfg .....	351	3 527	12 985	21	7	5	6	—	3	—	—	—	—	
33322	Plastics & rubber industry machinery mfg ....	(C)	(D)	(D)	3	—	1	1	—	1	—	—	—	—	
33329	Other industrial machinery mfg .....	(C)	(D)	(D)	18	7	4	5	—	2	—	—	—	—	
333298	All other industrial machinery mfg .....	139	1 194	5 159	9	3	1	4	—	1	—	—	—	—	
3333	Commercial & service industry machinery mfg ..	(C)	(D)	(D)	5	1	2	—	1	1	—	—	—	—	
33331	Commercial & service industry machinery mfg .....	(C)	(D)	(D)	5	1	2	—	1	1	—	—	—	—	
3335	Metalworking machinery mfg .....	758	6 695	27 927	61	29	11	10	9	1	1	—	—	—	
33351	Metalworking machinery mfg .....	758	6 695	27 927	61	29	11	10	9	1	1	—	—	—	
333514	Special die, tool, die set, jig & fixture mfg ..	126	934	4 115	25	16	5	4	—	—	—	—	—	—	
333515	Cutting tool & machine tool accessory mfg ..	277	2 576	9 935	16	7	3	1	4	1	—	—	—	—	
3339	Other general purpose machinery mfg .....	975	9 301	38 045	21	9	—	6	2	1	2	1	—	—	
33391	Pump & compressor mfg .....	(E)	(D)	(D)	2	1	—	—	—	—	—	1	—	—	
33392	Material handling equipment mfg .....	(C)	(D)	(D)	5	2	—	2	—	—	1	—	—	—	
33399	All other general purpose machinery mfg ....	(E)	(D)	(D)	14	6	—	4	2	1	1	—	—	—	
334	Computer & electronic product mfg .....	2 444	20 799	85 000	33	7	6	3	5	7	3	—	2	—	
3344	Semiconductor & oth electronic component mfg .....	(G)	(D)	(D)	15	2	1	2	4	3	2	—	1	—	
33441	Semiconductor & oth electronic component mfg .....	(G)	(D)	(D)	15	2	1	2	4	3	2	—	1	—	
334418	Printed circuit assembly (electronic assembly) mfg .....	254	2 703	11 385	4	—	1	—	2	—	1	—	—	—	
334419	Other electronic component mfg .....	912	6 409	27 676	7	1	—	2	1	2	—	—	1	—	
3345	Nav, measuring, medical, control instruments mfg .....	870	5 922	24 883	12	2	4	—	1	4	—	—	1	—	
33451	Nav, measuring, medical, control instruments mfg .....	870	5 922	24 883	12	2	4	—	1	4	—	—	1	—	
3346	Mfg & reproducing magnetic & optical media ...	(C)	(D)	(D)	2	1	—	—	—	—	1	—	—	—	
33461	Mfg & reproducing magnetic & optical media ...	(C)	(D)	(D)	2	1	—	—	—	—	1	—	—	—	
335	Electrical equip, appliance & component mfg .....	2 299	17 115	78 122	21	6	1	5	2	2	4	—	—	1	
3351	Electric lighting equipment mfg .....	(E)	(D)	(D)	6	2	—	2	—	1	1	—	—	—	
33512	Lighting fixture mfg .....	(C)	(D)	(D)	5	2	—	2	—	—	1	—	—	—	
3353	Electrical equipment mfg .....	325	1 749	7 257	7	2	—	2	2	—	1	—	—	—	
33531	Electrical equipment mfg .....	325	1 749	7 257	7	2	—	2	2	—	1	—	—	—	
335314	Relay & industrial control mfg .....	325	1 749	7 257	7	2	—	2	2	—	1	—	—	—	
3359	Other electrical equipment & component mfg ...	(G)	(D)	(D)	8	2	1	1	—	1	2	—	—	1	
33592	Communication & energy wire & cable mfg ...	1 528	12 011	55 747	4	1	—	—	—	1	1	—	—	1	
335929	Other communication & energy wire mfg ...	1 528	12 011	55 747	4	1	—	—	—	1	1	—	—	1	
33593	Wiring device mfg .....	(C)	(D)	(D)	2	—	—	1	—	—	1	—	—	—	
336	Transportation equipment mfg .....	(C)	(D)	(D)	12	5	3	2	1	1	—	—	—	—	
337	Furniture & related product mfg .....	1 340	9 065	41 053	37	12	3	4	9	8	—	1	—	—	
3371	HH & institutional furniture & kitchen cabinet mfg .....	(E)	(D)	(D)	14	6	—	3	2	3	—	—	—	—	
33712	Household & institutional furniture mfg .....	(C)	(D)	(D)	6	3	—	—	—	3	—	—	—	—	
3372	Office furniture (including fixtures) mfg .....	1 019	7 236	32 423	22	5	3	1	7	5	—	1	—	—	
33721	Office furniture (including fixtures) mfg .....	1 019	7 236	32 423	22	5	3	1	7	5	—	1	—	—	
339	Miscellaneous mfg .....	12 927	84 749	366 062	467	191	84	74	63	27	17	8	3	—	
3391	Medical equipment & supplies mfg .....	718	6 210	23 435	31	21	6	1	1	—	1	—	—	—	
33911	Medical equipment & supplies mfg .....	718	6 210	23 435	31	21	6	1	1	—	1	—	—	—	
3399	Other miscellaneous mfg .....	12 209	78 539	342 627	436	170	78	73	62	27	16	7	3	—	
33991	Jewelry & silverware mfg .....	9 974	62 211	271 099	360	140	65	57	55	22	13	6	2	—	
339911	Jewelry (exc costume) mfg .....	2 874	18 205	76 782	94	40	17	9	12	7	6	3	—	—	
339914	Costume jewelry & novelty mfg .....	5 305	34 289	149 140	184	68	34	33	31	10	4	2	2	—	
33994	Office supplies (exc paper) mfg .....	(F)	(D)	(D)	6	1	—	2	—	1	1	—	—	—	
33995	Sign mfg .....	725	3 856	17 740	17	2	5	4	1	3	1	1	—	—	
339950	Sign mfg .....	725	3 856	17 740	17	2	5	4	1	3	1	1	—	—	
33999	All other misc mfg .....	535	4 147	17 280	40	19	7	7	5	1	1	—	—	—	
339993	Fastener, button, needle & pin mfg .....	171	1 080	4 560	11	4	2	2	2	1	—	—	—	—	
<b>42</b>	<b>Wholesale trade .....</b>	<b>14 266</b>	<b>124 980</b>	<b>515 510</b>	<b>967</b>	<b>450</b>	<b>202</b>	<b>142</b>	<b>120</b>	<b>33</b>	<b>16</b>	<b>3</b>	<b>—</b>	<b>1</b>	
421	Wholesale trade, durable goods .....	9 293	83 436	339 684	656	317	131	100	78	21	6	2	—	1	
4211	Motor vehicle, motor vehicle pt & supply whsle ...	888	6 650	27 497	59	27	10	11	10	—	—	1	—	—	
42112	Motor vehicle supplies & new parts whsle ...	237	2 544	8 154	20	8	3	5	4	—	—	—	—	—	
421120	Motor vehicle supplies & new parts whsle ...	237	2 544	8 154	20	8	3	5	4	—	—	—	—	—	
42114	Motor vehicle parts (used) whsle .....	549	3 537	16 343	24	11	4	4	4	—	—	1	—	—	
421140	Motor vehicle parts (used) whsle .....	549	3 537	16 343	24	11	4	4	4	—	—	1	—	—	
4212	Furniture & home furnishing whsle .....	228	1 693	7 993	24	13	4	4	2	1	—	—	—	—	
42122	Home furnishing whsle .....	(C)	(D)	(D)	13	8	1	1	2	1	—	—	—	—	
4213	Lumber & other construction materials whsle ...	289	2 156	10 140	30	14	7	5	3	1	—	—	—	—	
42131	Lumber, plywood, millwork & wood panel whsle .....	102	733	3 508	8	4	—	2	2	—	—	—	—	—	
421310	Lumber, plywood, millwork & wood panel whsle .....	102	733	3 508	8	4	—	2	2	—	—	—	—	—	
4214	Professional & commercial equip & supp whsle ...	1 988	28 433	106 111	93	40	18	10	16	5	3	1	—	—	
42142	Office equipment whsle .....	483	4 888	19 470	26	8	9	2	5	1	1	—	—	—	
421420	Office equipment whsle .....	483	4 888	19 470	26	8	9	2	5	1	1	—	—	—	
42143	Computer & peripheral equip & software whsle .....	649	16 184	55 709	22	14	1	3	2	—	1	1	—	—	
421430	Computer & peripheral equip & software whsle .....	649	16 184	55 709	22	14	1	3	2	—	1	1	—	—	
42144	Other commercial equipment whsle .....	375	3 674	16 321	20	6	5	3	4	1	1	—	—	—	
421440	Other commercial equipment whsle .....	375	3 674	16 321	20	6	5	3	4	1	1	—	—	—	

Note: Employment-size classes are indicated as follows: A—0 to 19; B—20 to 99; C—100 to 249; E—250 to 499; F—500 to 2,499; G—1,000 to 2,499; H—2,500 to 4,999; I—5,000 to 9,999; J—10,000 to 24,999; K—25,000 to 49,999; L—50,000 to 99,999; M—100,000 or more.

**Table 6. Counties—Employees, Payroll, and Establishments by Industry: 1999—Con.**

[Excludes most government employees, railroad employees, and self-employed persons. Size class 1 to 4 includes establishments with payroll, but no employees, during mid-March pay period. (D) denotes figures withheld to avoid disclosing data for individual companies; the data are included in broader industry totals. Detailed industries with 100 or more employees are shown if industry was not a (D). For explanation of terms, abbreviations, and data reliability/comparability, see introductory text]

NAICS code	Industry	Number of employees for week including March 12	Payroll (\$1,000)		Total number of establishments	Number of establishments by employment-size class											
			First quarter	Annual		1 to 4	5 to 9	10 to 19	20 to 49	50 to 99	100 to 249	250 to 499	500 to 999	1,000 or more			
<b>42</b>	<b>PROVIDENCE—Con.</b>																
	<b>Wholesale trade—Con.</b>																
421	Wholesale trade, durable goods—Con.																
4214	Professional & commercial equip & supp whsle —Con.																
42145	Medical, dental, hospital equip & supp whsle .	248	2 128	8 432	16	9	2	1	3	1	—	—	—	—	—	—	—
421450	Medical, dental, hospital equip & supp whsle .	248	2 128	8 432	16	9	2	1	3	1	—	—	—	—	—	—	—
42146	Ophthalmic goods whsle .	(C)	(D)	(D)	3	—	—	—	2	1	—	—	—	—	—	—	—
4215	Metal & mineral (except petroleum) whsle .	456	2 283	10 512	28	14	6	3	3	1	1	—	—	—	—	—	—
42151	Metal service centers & offices whsle .	456	2 283	10 512	28	14	6	3	3	1	1	—	—	—	—	—	—
421510	Metal service centers & offices whsle .	456	2 283	10 512	28	14	6	3	3	1	1	—	—	—	—	—	—
4216	Electrical goods whsle .	659	7 153	29 166	73	38	16	5	13	1	—	—	—	—	—	—	—
42161	Elec equip, wiring supp, const material whsle .	287	3 341	12 742	33	18	6	4	4	1	—	—	—	—	—	—	—
421610	Elec equip, wiring supp, const material whsle .	287	3 341	12 742	33	18	6	4	4	1	—	—	—	—	—	—	—
42169	Other electronic parts & equipment whsle .	318	3 440	14 869	31	17	5	1	8	—	—	—	—	—	—	—	—
421690	Other electronic parts & equipment whsle .	318	3 440	14 869	31	17	5	1	8	—	—	—	—	—	—	—	—
4217	Hardware, plumb & heating equip & sup whsle .	359	2 571	11 249	39	21	7	6	4	1	—	—	—	—	—	—	—
42171	Hardware whsle .	(C)	(D)	(D)	20	13	2	3	1	1	—	—	—	—	—	—	—
42172	Plumbing & heating equipment & supplies whsle .	103	734	3 211	8	2	2	2	2	—	—	—	—	—	—	—	—
421720	Plumbing & heating equipment & supplies whsle .	103	734	3 211	8	2	2	2	2	—	—	—	—	—	—	—	—
4218	Machinery, equipment & supplies whsle .	1 514	13 726	57 871	131	56	33	21	15	6	—	—	—	—	—	—	—
42183	Industrial machinery & equipment whsle .	758	7 366	30 279	54	23	11	10	6	4	—	—	—	—	—	—	—
421830	Industrial machinery & equipment whsle .	758	7 366	30 279	54	23	11	10	6	4	—	—	—	—	—	—	—
42184	Industrial supplies whsle .	428	4 015	16 986	40	19	9	5	6	1	—	—	—	—	—	—	—
421840	Industrial supplies whsle .	428	4 015	16 986	40	19	9	5	6	1	—	—	—	—	—	—	—
42185	Service establishment equip & supplies whsle .	203	1 288	5 578	22	7	9	4	1	1	—	—	—	—	—	—	—
421850	Service establishment equip & supplies whsle .	203	1 288	5 578	22	7	9	4	1	1	—	—	—	—	—	—	—
4219	Miscellaneous durable goods whsle .	2 912	18 771	79 145	179	94	30	35	12	5	2	—	—	—	—	—	1
42192	Toy & hobby goods & supplies whsle .	227	4 174	13 934	11	6	—	1	3	—	1	—	—	—	—	—	—
421920	Toy & hobby goods & supplies whsle .	227	4 174	13 934	11	6	—	1	3	—	1	—	—	—	—	—	—
42193	Recyclable material whsle .	577	3 661	16 806	28	10	3	8	3	3	1	—	—	—	—	—	—
421930	Recyclable material whsle .	577	3 661	16 806	28	10	3	8	3	3	1	—	—	—	—	—	—
42194	Jewelry, watch, precious stone & metal whsle .	1 865	9 447	39 680	117	67	23	21	4	1	—	—	—	—	—	—	1
421940	Jewelry, watch, precious stone & metal whsle .	1 865	9 447	39 680	117	67	23	21	4	1	—	—	—	—	—	—	1
42199	Other miscellaneous durable goods whsle .	186	1 026	4 965	17	8	4	3	1	1	—	—	—	—	—	—	—
421990	Other miscellaneous durable goods whsle .	186	1 026	4 965	17	8	4	3	1	1	—	—	—	—	—	—	—
422	Wholesale trade, nondurable goods .	4 973	41 544	175 826	311	133	71	42	42	12	10	1	—	—	—	—	—
4221	Paper & paper product whsle .	272	2 588	11 546	38	19	11	6	1	1	—	—	—	—	—	—	—
4222	Drugs & druggists' sundries whsle .	(C)	(D)	(D)	13	4	2	2	4	1	—	—	—	—	—	—	—
42221	Drugs & druggists' sundries whsle .	(C)	(D)	(D)	13	4	2	2	4	1	—	—	—	—	—	—	—
4223	Apparel, piece goods & notions whsle .	558	3 554	12 872	32	22	3	2	1	3	—	1	—	—	—	—	—
42231	Piece goods, notions & other dry goods whsle .	249	1 528	7 379	17	11	1	1	1	3	—	—	—	—	—	—	—
422310	Piece goods, notions & other dry goods whsle .	249	1 528	7 379	17	11	1	1	1	3	—	—	—	—	—	—	—
42233	Women's, children's, infants' clothing whsle .	285	1 730	4 219	9	7	1	—	—	—	—	1	—	—	—	—	—
422330	Women's, children's, infants' clothing whsle .	285	1 730	4 219	9	7	1	—	—	—	—	1	—	—	—	—	—
4224	Grocery & related product whsle .	1 810	14 047	66 749	95	36	23	14	14	3	5	—	—	—	—	—	—
42241	General line grocery whsle .	117	865	3 674	13	8	2	1	1	1	—	—	—	—	—	—	—
422410	General line grocery whsle .	117	865	3 674	13	8	2	1	1	1	—	—	—	—	—	—	—
42247	Meat & meat product whsle .	394	2 528	11 888	13	2	2	3	5	—	1	—	—	—	—	—	—
422470	Meat & meat product whsle .	394	2 528	11 888	13	2	2	3	5	—	1	—	—	—	—	—	—
42248	Fresh fruit & vegetable whsle .	(C)	(D)	(D)	20	10	3	4	3	—	—	—	—	—	—	—	—
42249	Other grocery & related products whsle .	929	8 253	39 125	24	9	3	3	3	2	4	—	—	—	—	—	—
422490	Other grocery & related products whsle .	929	8 253	39 125	24	9	3	3	3	2	4	—	—	—	—	—	—
4226	Chemical & allied products whsle .	518	4 914	20 152	43	15	10	8	8	2	—	—	—	—	—	—	—
42261	Plastics materials & basic forms, shapes whsle .	121	1 019	4 440	9	1	2	3	3	—	—	—	—	—	—	—	—
422610	Plastics materials & basic forms, shapes whsle .	121	1 019	4 440	9	1	2	3	3	—	—	—	—	—	—	—	—
42269	Other chemical & allied products whsle .	397	3 895	15 712	34	14	8	5	5	2	—	—	—	—	—	—	—
422690	Other chemical & allied products whsle .	397	3 895	15 712	34	14	8	5	5	2	—	—	—	—	—	—	—
4227	Petroleum & petroleum products whsle .	319	3 902	15 338	21	3	7	5	6	—	—	—	—	—	—	—	—
42271	Petroleum bulk stations & terminals .	(C)	(D)	(D)	12	2	3	3	4	—	—	—	—	—	—	—	—
42272	Petroleum prod whsle (exc bulk sta, terminals) .	(C)	(D)	(D)	9	1	4	2	2	—	—	—	—	—	—	—	—
4228	Beer, wine, distilled alcoholic beverage whsle .	304	3 438	12 586	9	3	1	1	2	—	2	—	—	—	—	—	—
42281	Beer & ale whsle .	273	3 170	10 951	4	—	—	1	1	—	2	—	—	—	—	—	—
422810	Beer & ale whsle .	273	3 170	10 951	4	—	—	1	1	—	2	—	—	—	—	—	—
4229	Miscellaneous nondurable goods whsle .	939	6 206	27 307	56	27	14	4	6	2	3	—	—	—	—	—	—
42293	Flower, nursery stock, florists' supplies whsle .	(C)	(D)	(D)	4	1	1	—	1	—	1	—	—	—	—	—	—
42299	Other miscellaneous nondurable goods whsle .	606	3 607	16 082	36	22	6	1	3	2	2	—	—	—	—	—	—
422990	Other miscellaneous nondurable goods whsle .	606	3 607	16 082	36	22	6	1	3	2	2	—	—	—	—	—	—
<b>44-45</b>	<b>Retail trade .</b>	<b>23 635</b>	<b>106 365</b>	<b>472 342</b>	<b>2 177</b>	<b>1 176</b>	<b>480</b>	<b>280</b>	<b>157</b>	<b>50</b>	<b>30</b>	<b>2</b>	<b>2</b>	<b>—</b>	<b>—</b>	<b>—</b>	<b>—</b>

Note: Employment-size classes are indicated as follows: A—0 to 19; B—20 to 99; C—100 to 249; E—250 to 499; F—500 to 999; G—1,000 to 2,499; H—2,500 to 4,999; I—5,000 to 9,999; J—10,000 to 24,999; K—25,000 to 49,999; L—50,000 to 99,999; M—100,000 or more.

**Table 6. Counties—Employees, Payroll, and Establishments by Industry: 1999—Con.**

[Excludes most government employees, railroad employees, and self-employed persons. Size class 1 to 4 includes establishments with payroll, but no employees, during mid-March pay period. (D) denotes figures withheld to avoid disclosing data for individual companies; the data are included in broader industry totals. Detailed industries with 100 or more employees are shown if industry was not a (D). For explanation of terms, abbreviations, and data reliability/comparability, see introductory text]

NAICS code	Industry	Number of employees for week including March 12	Payroll (\$1,000)		Total number of establishments	Number of establishments by employment-size class																				
			First quarter	Annual		1 to 4	5 to 9	10 to 19	20 to 49	50 to 99	100 to 249	250 to 499	500 to 999	1,000 or more												
<b>PROVIDENCE—Con.</b>																										
<b>44-45 Retail trade—Con.</b>																										
441	Motor vehicle & parts dealers .....	2 377	15 677	72 737	218	104	50	28	26	10	—	—	—	—	—	—	—									
4411	Automobile dealers .....	1 419	10 334	48 925	118	72	11	9	18	8	—	—	—	—	—	—	—									
44111	New car dealers .....	1 123	8 653	41 007	38	8	1	6	15	8	—	—	—	—	—	—	—									
441110	New car dealers .....	1 123	8 653	41 007	38	8	1	6	15	8	—	—	—	—	—	—	—									
44112	Used car dealers .....	296	1 681	7 918	80	64	10	3	3	—	—	—	—	—	—	—	—									
441120	Used car dealers .....	296	1 681	7 918	80	64	10	3	3	—	—	—	—	—	—	—	—									
4413	Automotive parts, accessories & tire stores .....	880	4 878	20 499	89	26	38	16	7	2	—	—	—	—	—	—	—									
44131	Automotive parts, accessories & tire stores .....	649	3 243	13 808	64	17	30	11	4	2	—	—	—	—	—	—	—									
441310	Automotive parts, accessories & tire stores .....	649	3 243	13 808	64	17	30	11	4	2	—	—	—	—	—	—	—									
44132	Tire dealers .....	231	1 635	6 691	25	9	8	5	3	—	—	—	—	—	—	—	—									
441320	Tire dealers .....	231	1 635	6 691	25	9	8	5	3	—	—	—	—	—	—	—	—									
442	Furniture & home furnishing stores .....	619	2 898	13 180	96	59	12	20	4	1	—	—	—	—	—	—	—									
4421	Furniture stores .....	237	1 261	5 718	38	23	5	9	1	—	—	—	—	—	—	—	—									
44211	Furniture stores .....	237	1 261	5 718	38	23	5	9	1	—	—	—	—	—	—	—	—									
442110	Furniture stores .....	237	1 261	5 718	38	23	5	9	1	—	—	—	—	—	—	—	—									
4422	Home furnishings stores .....	382	1 637	7 462	58	36	7	11	3	1	—	—	—	—	—	—	—									
44221	Floor covering stores .....	113	686	3 323	29	21	4	4	—	—	—	—	—	—	—	—	—									
442210	Floor covering stores .....	113	686	3 323	29	21	4	4	—	—	—	—	—	—	—	—	—									
44229	Other home furnishings stores .....	269	951	4 139	29	15	3	7	3	1	—	—	—	—	—	—	—									
442299	All other home furnishings stores .....	239	797	3 491	25	13	3	5	3	1	—	—	—	—	—	—	—									
443	Electronics & appliance stores .....	471	2 401	10 360	86	57	21	6	—	2	—	—	—	—	—	—	—									
4431	Electronics & appliance stores .....	471	2 401	10 360	86	57	21	6	—	2	—	—	—	—	—	—	—									
44311	Appliance, TV & all other electronics stores .....	332	1 550	6 613	63	41	17	4	—	1	—	—	—	—	—	—	—									
443112	Radio, television & other electronics stores .....	268	1 286	5 348	43	25	15	2	—	1	—	—	—	—	—	—	—									
44312	Computer & software stores .....	129	808	3 554	20	14	3	2	—	1	—	—	—	—	—	—	—									
443120	Computer & software stores .....	129	808	3 554	20	14	3	2	—	1	—	—	—	—	—	—	—									
444	Bldg material & garden equip & supp dealers .....	1 044	6 777	30 734	147	73	41	20	12	1	—	—	—	—	—	—	—									
4441	Building material & supplies dealers .....	1 006	6 594	29 591	129	57	40	19	12	1	—	—	—	—	—	—	—									
44413	Hardware stores .....	168	832	2 791	28	15	7	5	1	—	—	—	—	—	—	—	—									
444130	Hardware stores .....	168	832	2 791	28	15	7	5	1	—	—	—	—	—	—	—	—									
44419	Other building material dealers .....	691	5 119	23 909	80	32	26	12	9	1	—	—	—	—	—	—	—									
444190	Other building material dealers .....	691	5 119	23 909	80	32	26	12	9	1	—	—	—	—	—	—	—									
445	Food & beverage stores .....	6 256	22 165	94 031	439	266	91	39	15	6	21	1	—	—	—	—	—									
4451	Grocery stores .....	5 241	19 170	80 558	222	121	44	19	11	5	21	1	—	—	—	—	—									
44511	Grocery (except convenience) stores .....	4 805	18 025	75 647	124	64	15	9	9	5	21	1	—	—	—	—	—									
445110	Grocery (except convenience) stores .....	4 805	18 025	75 647	124	64	15	9	9	5	21	1	—	—	—	—	—									
44512	Convenience stores .....	436	1 145	4 911	98	57	29	10	2	—	—	—	—	—	—	—	—									
445120	Convenience stores .....	436	1 145	4 911	98	57	29	10	2	—	—	—	—	—	—	—	—									
4452	Specialty food stores .....	522	1 444	6 564	91	59	16	13	2	1	—	—	—	—	—	—	—									
44521	Meat markets .....	106	332	1 504	17	9	4	3	1	—	—	—	—	—	—	—	—									
445210	Meat markets .....	106	332	1 504	17	9	4	3	1	—	—	—	—	—	—	—	—									
44529	Other specialty food stores .....	305	666	3 066	51	35	8	6	1	1	—	—	—	—	—	—	—									
445291	Baked goods stores .....	217	471	2 088	26	15	6	4	—	1	—	—	—	—	—	—	—									
4453	Beer, wine & liquor stores .....	493	1 551	6 909	126	86	31	7	2	—	—	—	—	—	—	—	—									
44531	Beer, wine & liquor stores .....	493	1 551	6 909	126	86	31	7	2	—	—	—	—	—	—	—	—									
445310	Beer, wine & liquor stores .....	493	1 551	6 909	126	86	31	7	2	—	—	—	—	—	—	—	—									
446	Health & personal care stores .....	3 406	20 330	87 917	180	55	29	38	39	17	2	—	—	—	—	—	—									
4461	Health & personal care stores .....	3 406	20 330	87 917	180	55	29	38	39	17	2	—	—	—	—	—	—									
44611	Pharmacies & drug stores .....	3 154	18 444	80 648	120	15	15	33	38	17	2	—	—	—	—	—	—									
446110	Pharmacies & drug stores .....	3 154	18 444	80 648	120	15	15	33	38	17	2	—	—	—	—	—	—									
44619	Other health & personal care stores .....	161	1 430	5 125	28	15	7	5	1	—	—	—	—	—	—	—	—									
446199	All other health & personal care stores .....	103	1 281	4 436	18	10	4	4	—	—	—	—	—	—	—	—	—									
447	Gasoline stations .....	1 398	4 916	21 595	238	127	68	32	11	—	—	—	—	—	—	—	—									
4471	Gasoline stations .....	1 398	4 916	21 595	238	127	68	32	11	—	—	—	—	—	—	—	—									
44711	Gasoline stations with convenience stores .....	867	2 640	11 874	110	44	36	20	10	—	—	—	—	—	—	—	—									
447110	Gasoline stations with convenience stores .....	867	2 640	11 874	110	44	36	20	10	—	—	—	—	—	—	—	—									
44719	Other gasoline stations .....	531	2 276	9 721	128	83	32	12	1	—	—	—	—	—	—	—	—									
447190	Other gasoline stations .....	531	2 276	9 721	128	83	32	12	1	—	—	—	—	—	—	—	—									
448	Clothing & clothing accessories stores .....	2 015	6 697	31 926	278	168	61	26	18	4	1	—	—	—	—	—	—									
4481	Clothing stores .....	1 539	4 445	21 698	168	88	41	19	15	4	1	—	—	—	—	—	—									
44811	Men's clothing stores .....	109	391	1 829	28	20	5	3	—	—	—	—	—	—	—	—	—									
448110	Men's clothing stores .....	109	391	1 829	28	20	5	3	—	—	—	—	—	—	—	—	—									
44812	Women's clothing stores .....	671	1 956	9 705	75	27	15	5	1	—	—	—	—	—	—	—	—									
448120	Women's clothing stores .....	671	1 956	9 705	75	27	15	5	1	—	—	—	—	—	—	—	—									
44814	Family clothing stores .....	603	1 645	7 857	32	18	2	1	7	3	1	—	—	—	—	—	—									
448140	Family clothing stores .....	603	1 645	7 857	32	18	2	1	7	3	1	—	—	—	—	—	—									
4482	Shoe stores .....	139	465	2 080	37	25	12	—	—	—	—	—	—	—	—	—	—									
44821	Shoe stores .....	139	465	2 080	37	25	12	—	—	—	—	—	—	—	—	—	—									
448210	Shoe stores .....	139	465	2 080	37	25	12	—	—	—	—	—	—	—	—	—	—									
4483	Jewelry, luggage & leather goods stores .....	337	1 787	8 148	73	55	8	7	3	—	—	—	—	—	—	—	—									
44831	Jewelry stores .....	319	1 760	7 953	68	51	8	6	3	—	—	—	—	—	—	—	—									
448310	Jewelry stores .....	319	1 760	7 953	68	51	8	6	3	—	—	—	—	—	—	—	—									
451	Sporting goods, hobby, book & music stores .....	588	1 883	8 376	94	47	28	12	7	—	—	—	—	—	—	—	—									
4511	Sporting goods, hobby, musical instrument stores .....	320	1 208	5 390	60	30	19	9	2	—	—	—	—	—	—	—	—									
45111	Sporting goods stores .....	144	587	2 607	30	17	7	5	1	—	—	—	—	—	—	—	—									
451110	Sporting goods stores .....																									

**Table 6. Counties—Employees, Payroll, and Establishments by Industry: 1999—Con.**

[Excludes most government employees, railroad employees, and self-employed persons. Size class 1 to 4 includes establishments with payroll, but no employees, during mid-March pay period. (D) denotes figures withheld to avoid disclosing data for individual companies; the data are included in broader industry totals. Detailed industries with 100 or more employees are shown if industry was not a (D). For explanation of terms, abbreviations, and data reliability/comparability, see introductory text]

NAICS code	Industry	Number of employees for week including March 12	Payroll (\$1,000)		Total number of establishments	Number of establishments by employment-size class									
			First quarter	Annual		1 to 4	5 to 9	10 to 19	20 to 49	50 to 99	100 to 249	250 to 499	500 to 999	1,000 or more	
<b>PROVIDENCE—Con.</b>															
<b>44-45 Retail trade—Con.</b>															
452	General merchandise stores .....	2 595	9 748	45 200	62	17	9	16	6	8	4	1	1	—	
4521	Department stores .....	2 002	7 999	37 468	14	1	—	—	—	8	3	1	1	—	
45211	Department stores .....	2 002	7 999	37 468	14	1	—	—	—	8	3	1	1	—	
452110	Department stores .....	2 002	7 999	37 468	14	1	—	—	—	8	3	1	1	—	
4529	Other general merchandise stores .....	593	1 749	7 732	48	16	9	16	6	—	1	—	—	—	
45291	Warehouse clubs & superstores .....	(C)	(D)	(D)	1	—	—	—	—	—	1	—	—	—	
45299	All other general merchandise stores .....	(E)	(D)	(D)	47	16	9	16	6	—	—	—	—	—	
453	Miscellaneous store retailers .....	1 187	3 759	16 925	221	136	46	31	8	—	—	—	—	—	
4531	Florists .....	304	851	3 859	65	42	14	7	2	—	—	—	—	—	
45311	Florists .....	304	851	3 859	65	42	14	7	2	—	—	—	—	—	
453110	Florists .....	304	851	3 859	65	42	14	7	2	—	—	—	—	—	
4532	Office supplies, stationery & gift stores .....	388	1 142	5 498	66	40	15	7	4	—	—	—	—	—	
45321	Office supplies & stationery stores .....	139	443	2 107	12	6	3	—	3	—	—	—	—	—	
453210	Office supplies & stationery stores .....	139	443	2 107	12	6	3	—	3	—	—	—	—	—	
45322	Gift, novelty & souvenir stores .....	249	699	3 391	54	34	12	7	1	—	—	—	—	—	
453220	Gift, novelty & souvenir stores .....	249	699	3 391	54	34	12	7	1	—	—	—	—	—	
4533	Used merchandise stores .....	189	531	2 284	25	16	1	6	2	—	—	—	—	—	
45331	Used merchandise stores .....	189	531	2 284	25	16	1	6	2	—	—	—	—	—	
453310	Used merchandise stores .....	189	531	2 284	25	16	1	6	2	—	—	—	—	—	
4539	Other miscellaneous store retailers .....	306	1 235	5 284	65	38	16	11	—	—	—	—	—	—	
45391	Pet & pet supplies stores .....	119	378	1 426	16	6	4	6	—	—	—	—	—	—	
453910	Pet & pet supplies stores .....	119	378	1 426	16	6	4	6	—	—	—	—	—	—	
45399	All other miscellaneous store retailers .....	171	806	3 629	46	31	10	5	—	—	—	—	—	—	
453998	All other misc store retailers (exc tobacco) ..	139	705	3 214	35	23	7	5	—	—	—	—	—	—	
454	Nonstore retailers .....	1 679	9 114	39 361	118	67	24	12	11	1	2	—	1	—	
4541	Electronic shopping & mail-order houses .....	637	2 776	14 815	20	10	5	3	1	—	—	—	1	—	
45411	Electronic shopping & mail-order houses .....	637	2 776	14 815	20	10	5	3	1	—	—	—	1	—	
454110	Electronic shopping & mail-order houses .....	637	2 776	14 815	20	10	5	3	1	—	—	—	1	—	
4543	Direct selling establishments .....	950	5 824	21 967	84	46	18	9	8	1	2	—	—	—	
45431	Fuel dealers .....	649	4 717	17 279	61	31	16	7	5	1	1	—	—	—	
45439	Other direct selling establishments .....	301	1 107	4 688	23	15	2	2	3	—	1	—	—	—	
454390	Other direct selling establishments .....	301	1 107	4 688	23	15	2	2	3	—	1	—	—	—	
<b>48-49</b>	<b>Transportation &amp; warehousing .....</b>	<b>3 532</b>	<b>21 030</b>	<b>95 717</b>	<b>315</b>	<b>195</b>	<b>38</b>	<b>30</b>	<b>36</b>	<b>12</b>	<b>4</b>	—	—	—	
484	Truck transportation .....	1 525	11 156	53 154	176	120	22	12	15	6	1	—	—	—	
4841	General freight trucking .....	1 147	8 919	42 863	88	56	8	6	11	6	1	—	—	—	
48411	General freight trucking, local .....	135	793	4 077	32	26	3	1	1	1	—	—	—	—	
484110	General freight trucking, local .....	135	793	4 077	32	26	3	1	1	1	—	—	—	—	
48412	General freight trucking, long-distance .....	1 012	8 126	38 786	56	30	5	5	10	5	1	—	—	—	
484121	General freight trucking, long-distance, TL ..	490	3 948	18 834	39	22	4	5	6	2	—	—	—	—	
484122	General freight trucking, long-distance, LTL ..	522	4 178	19 952	17	8	1	—	4	3	1	—	—	—	
4842	Specialized freight trucking .....	378	2 237	10 291	88	64	14	6	4	—	—	—	—	—	
48421	Used household & office goods moving .....	159	812	3 425	24	15	3	4	2	—	—	—	—	—	
484210	Used household & office goods moving .....	159	812	3 425	24	15	3	4	2	—	—	—	—	—	
48422	Specialized freight (exc used) trucking, local ..	159	1 026	4 898	46	36	7	2	1	—	—	—	—	—	
484220	Specialized freight (exc used) trucking, local ..	159	1 026	4 898	46	36	7	2	1	—	—	—	—	—	
485	Transit & ground passenger transportation .....	1 175	4 518	19 636	51	26	5	5	7	5	3	—	—	—	
4852	Interurban & rural bus transportation .....	(C)	(D)	(D)	1	—	—	—	—	—	1	—	—	—	
48521	Interurban & rural bus transportation .....	(C)	(D)	(D)	1	—	—	—	—	—	1	—	—	—	
4854	School & employee bus transportation .....	(F)	(D)	(D)	18	2	1	3	5	5	2	—	—	—	
48541	School & employee bus transportation .....	(F)	(D)	(D)	18	2	1	3	5	5	2	—	—	—	
488	Transportation support activities .....	413	2 577	11 729	48	32	5	4	6	1	—	—	—	—	
4885	Freight transportation arrangement .....	178	1 280	6 193	16	10	1	1	4	—	—	—	—	—	
48851	Freight transportation arrangement .....	178	1 280	6 193	16	10	1	1	4	—	—	—	—	—	
488510	Freight transportation arrangement .....	178	1 280	6 193	16	10	1	1	4	—	—	—	—	—	
492	Couriers & messengers .....	212	1 144	4 159	22	11	2	5	4	—	—	—	—	—	
4922	Local messengers & local delivery .....	161	853	3 022	14	6	2	2	4	—	—	—	—	—	
49221	Local messengers & local delivery .....	161	853	3 022	14	6	2	2	4	—	—	—	—	—	
492210	Local messengers & local delivery .....	161	853	3 022	14	6	2	2	4	—	—	—	—	—	
493	Warehousing & storage .....	124	912	3 976	10	2	3	2	3	—	—	—	—	—	
4931	Warehousing & storage .....	124	912	3 976	10	2	3	2	3	—	—	—	—	—	
<b>51</b>	<b>Information .....</b>	<b>7 567</b>	<b>90 224</b>	<b>364 238</b>	<b>230</b>	<b>110</b>	<b>38</b>	<b>19</b>	<b>31</b>	<b>12</b>	<b>14</b>	<b>4</b>	<b>2</b>	<b>—</b>	
511	Publishing industries .....	2 372	26 960	112 232	64	34	10	6	6	3	3	1	1	—	
5111	Newspaper, periodical, book, database publishers .....	1 987	21 637	88 244	40	21	4	5	4	2	2	1	1	—	
51111	Newspaper publishers .....	(G)	(D)	(D)	13	3	1	4	2	1	1	—	1	—	
51112	Periodical publishers .....	158	1 063	4 626	10	5	2	—	2	1	—	—	—	—	
511120	Periodical publishers .....	158	1 063	4 626	10	5	2	—	2	1	—	—	—	—	
51119	Other publishers .....	(F)	(D)	(D)	9	5	1	—	—	—	1	1	—	—	
5112	Software publishers .....	385	5 323	23 988	24	13	6	1	2	1	1	—	—	—	
51121	Software publishers .....	385	5 323	23 988	24	13	6	1	2	1	1	—	—	—	
511210	Software publishers .....	385	5 323	23 988	24	13	6	1	2	1	1	—	—	—	
512	Motion picture & sound recording industries .....	199	540	2 424	34	23	6	1	4	—	—	—	—	—	
5121	Motion picture & video industries .....	(C)	(D)	(D)	30	19	6	1	4	—	—	—	—	—	
51213	Motion picture & video exhibition .....	(A)	243	1 132	11	3	3	1	4	—	—	—	—	—	

Note: Employment-size classes are indicated as follows: A—0 to 19; B—20 to 99; C—100 to 249; E—250 to 499; F—500 to 999; G—1,000 to 2,499; H—2,500 to 4,999; I—5,000 to 9,999; J—10,000 to 24,999; K—25,000 to 49,999; L—50,000 to 99,999; M—100,000 or more.

**Table 6. Counties—Employees, Payroll, and Establishments by Industry: 1999—Con.**

[Excludes most government employees, railroad employees, and self-employed persons. Size class 1 to 4 includes establishments with payroll, but no employees, during mid-March pay period. (D) denotes figures withheld to avoid disclosing data for individual companies; the data are included in broader industry totals. Detailed industries with 100 or more employees are shown if industry was not a (D). For explanation of terms, abbreviations, and data reliability/comparability, see introductory text]

NAICS code	Industry	Number of employees for week including March 12	Payroll (\$1,000)		Total number of establishments	Number of establishments by employment-size class									
			First quarter	Annual		1 to 4	5 to 9	10 to 19	20 to 49	50 to 99	100 to 249	250 to 499	500 to 999	1,000 or more	
<b>51</b>	<b>PROVIDENCE—Con.</b>														
	<b>Information—Con.</b>														
513	Broadcasting & telecommunications	2 604	27 665	118 109	86	39	13	5	13	6	9	1	—	—	—
5131	Radio & television broadcasting	1 001	10 102	44 628	20	4	3	3	4	1	5	—	—	—	—
51311	Radio broadcasting	(F)	(D)	(D)	12	2	2	1	4	1	2	—	—	—	—
51312	Television broadcasting	(E)	(D)	(D)	8	2	1	2	—	—	3	—	—	—	—
5133	Telecommunications	(G)	(D)	(D)	64	33	10	2	9	5	4	1	—	—	—
51331	Wired telecommunications carriers	1 355	16 359	67 747	46	24	6	—	8	4	3	1	—	—	—
513310	Wired telecommunications carriers	1 355	16 359	67 747	46	24	6	—	8	4	3	1	—	—	—
51332	Wireless telecom carriers (exc satellite)	(C)	(D)	(D)	12	6	2	2	—	1	1	—	—	—	—
513322	Cellular & other wireless telecommunications	133	656	2 741	9	5	2	1	—	—	1	—	—	—	—
514	Information & data processing services	2 392	35 059	131 473	46	14	9	7	8	3	2	2	1	—	—
5141	Information services	(E)	(D)	(D)	25	8	8	5	3	—	1	—	—	—	—
51412	Libraries & archives	(E)	(D)	(D)	17	3	6	4	3	—	1	—	—	—	—
5142	Data processing services	(G)	(D)	(D)	21	6	1	2	5	3	1	2	1	—	—
51421	Data processing services	(G)	(D)	(D)	21	6	1	2	5	3	1	2	1	—	—
<b>52</b>	<b>Finance &amp; insurance</b>	<b>15 792</b>	<b>178 773</b>	<b>682 558</b>	<b>758</b>	<b>368</b>	<b>164</b>	<b>107</b>	<b>63</b>	<b>31</b>	<b>11</b>	<b>10</b>	<b>3</b>	<b>1</b>	
522	Credit intermediation & related activities	7 309	74 699	290 540	297	88	82	71	31	14	5	4	2	—	—
5221	Depository credit intermediation	5 232	51 077	208 982	170	25	56	58	15	7	5	2	2	—	—
52211	Commercial banking	4 521	46 629	188 991	123	13	46	42	9	4	5	2	2	—	—
522110	Commercial banking	4 521	46 629	188 991	123	13	46	42	9	4	5	2	2	—	—
52212	Savings institutions	209	1 207	5 723	13	1	4	7	—	1	—	—	—	—	—
522120	Savings institutions	209	1 207	5 723	13	1	4	7	—	1	—	—	—	—	—
52213	Credit unions	502	3 241	14 268	34	11	6	9	6	2	—	—	—	—	—
522130	Credit unions	502	3 241	14 268	34	11	6	9	6	2	—	—	—	—	—
5222	Nondepository credit intermediation	1 485	19 749	65 963	74	36	13	9	10	4	—	2	—	—	—
52222	Sales financing	454	10 015	28 103	11	4	2	1	1	2	—	1	—	—	—
522220	Sales financing	454	10 015	28 103	11	4	2	1	1	2	—	1	—	—	—
52229	Other nondepository credit intermediation	(F)	(D)	(D)	60	31	11	7	8	2	—	1	—	—	—
522292	Real estate credit	909	8 856	33 897	39	15	8	5	8	2	—	1	—	—	—
5223	Activities related to credit intermediation	592	3 873	15 595	53	27	13	4	6	3	—	—	—	—	—
52231	Mortgage & nonmortgage brokers	559	3 680	14 638	44	19	13	3	6	3	—	—	—	—	—
522310	Mortgage & nonmortgage brokers	559	3 680	14 638	44	19	13	3	6	3	—	—	—	—	—
523	Security, commodity contracts & like activity	(H)	(D)	(D)	136	83	22	10	12	6	1	1	1	—	—
5231	Scrtcy & comdty contracts intermed & brokerage	1 041	20 145	69 232	49	23	6	7	8	3	1	1	—	—	—
52312	Securities brokerage	953	18 066	62 295	36	14	4	6	7	3	1	1	—	—	—
523120	Securities brokerage	953	18 066	62 295	36	14	4	6	7	3	1	1	—	—	—
5239	Other financial investment activities	(G)	(D)	(D)	87	60	16	3	4	3	—	—	1	—	—
52392	Portfolio management	357	5 717	21 801	26	13	9	—	1	3	—	—	—	—	—
523920	Portfolio management	357	5 717	21 801	26	13	9	—	1	3	—	—	—	—	—
52393	Investment advice	124	2 060	8 301	36	30	4	—	2	—	—	—	—	—	—
523930	Investment advice	124	2 060	8 301	36	30	4	—	2	—	—	—	—	—	—
52399	All other financial investment activities	(G)	(D)	(D)	17	11	2	3	—	—	—	—	1	—	—
524	Insurance carriers & related activities	5 851	63 382	256 384	323	195	60	26	20	11	5	5	—	1	—
5241	Insurance carriers	4 589	52 967	207 862	86	34	10	10	14	7	5	5	—	1	—
52411	Direct life, health, medical insurance carriers	(G)	(D)	(D)	37	11	3	5	8	4	3	3	—	—	—
52412	Other direct insurance carriers	2 614	32 046	127 157	48	22	7	5	6	3	2	2	—	1	—
5242	Agencies & other insurance related activities	1 262	10 415	48 522	237	161	50	16	6	4	—	—	—	—	—
52421	Insurance agencies & brokerages	977	8 032	38 356	204	142	43	13	4	2	—	—	—	—	—
524210	Insurance agencies & brokerages	977	8 032	38 356	204	142	43	13	4	2	—	—	—	—	—
52429	Other insurance related activities	285	2 383	10 166	33	19	7	3	2	2	—	—	—	—	—
524292	Insurance & pension funds, third party admin	210	1 750	7 419	17	9	3	1	2	2	—	—	—	—	—
<b>53</b>	<b>Real estate &amp; rental &amp; leasing</b>	<b>2 927</b>	<b>17 539</b>	<b>77 793</b>	<b>519</b>	<b>361</b>	<b>91</b>	<b>45</b>	<b>14</b>	<b>5</b>	<b>3</b>	—	—	—	—
531	Real estate	2 037	12 867	57 119	400	304	53	26	11	4	2	—	—	—	—
5311	Lessors of real estate	977	5 119	22 551	182	140	26	9	4	1	2	—	—	—	—
53111	Lessors of residential buildings & dwellings	490	2 630	11 533	84	64	10	6	2	1	1	—	—	—	—
531110	Lessors of residential buildings & dwellings	490	2 630	11 533	84	64	10	6	2	1	1	—	—	—	—
53112	Lessors of nonres bldg (exc miniwarehouses)	445	2 223	9 674	78	59	13	3	2	—	1	—	—	—	—
531120	Lessors of nonres bldg (exc miniwarehouses)	445	2 223	9 674	78	59	13	3	2	—	1	—	—	—	—
5312	Offices of real estate agents & brokers	300	2 008	8 760	117	105	7	3	2	—	—	—	—	—	—
53121	Offices of real estate agents & brokers	300	2 008	8 760	117	105	7	3	2	—	—	—	—	—	—
531210	Offices of real estate agents & brokers	300	2 008	8 760	117	105	7	3	2	—	—	—	—	—	—
5313	Activities related to real estate	760	5 740	25 808	101	59	20	14	5	3	—	—	—	—	—
53131	Real estate property managers	599	4 210	18 687	60	26	14	13	5	2	—	—	—	—	—
531311	Residential property managers	401	2 640	12 045	41	15	11	10	4	1	—	—	—	—	—
531312	Nonresidential property managers	198	1 570	6 642	19	11	3	3	1	1	—	—	—	—	—
532	Rental & leasing services	(F)	(D)	(D)	116	54	38	19	3	1	1	—	—	—	—
5321	Automotive equipment rental & leasing	244	1 566	7 147	26	18	6	—	1	—	1	—	—	—	—
53211	Passenger car rental & leasing	211	1 372	6 311	13	8	3	—	1	—	1	—	—	—	—
532111	Passenger car rental	211	1 372	6 311	13	8	3	—	1	—	1	—	—	—	—
5322	Consumer goods rental	498	2 180	9 070	63	23	22	16	1	1	—	—	—	—	—
53223	Video tape & disc rental	293	677	2 895	35	8	13	14	—	—	—	—	—	—	—
532230	Video tape & disc rental	293	677	2 895	35	8	13	14	—	—	—	—	—	—	—
53229	Other consumer goods rental	134	1 445	4 483	12	4	6	1	—	1	—	—	—	—	—

Note: Employment-size classes are indicated as follows: A—0 to 19; B—20 to 99; C—100 to 249; E—250 to 499; F—500 to 2,499; G—1,000 to 2,499; H—2,500 to 4,999; I—5,000 to 9,999; J—10,000 to 24,999; K—25,000 to 49,999; L—50,000 to 99,999; M—100,000 or more.

**Table 6. Counties—Employees, Payroll, and Establishments by Industry: 1999—Con.**

[Excludes most government employees, railroad employees, and self-employed persons. Size class 1 to 4 includes establishments with payroll, but no employees, during mid-March pay period. (D) denotes figures withheld to avoid disclosing data for individual companies; the data are included in broader industry totals. Detailed industries with 100 or more employees are shown if industry was not a (D). For explanation of terms, abbreviations, and data reliability/comparability, see introductory text]

NAICS code	Industry	Number of employees for week including March 12	Payroll (\$1,000)		Total number of establishments	Number of establishments by employment-size class									
			First quarter	Annual		1 to 4	5 to 9	10 to 19	20 to 49	50 to 99	100 to 249	250 to 499	500 to 999	1,000 or more	
<b>PROVIDENCE—Con.</b>															
<b>54</b>	<b>Professional, scientific &amp; technical services</b>	<b>9 863</b>	<b>98 353</b>	<b>453 229</b>	<b>1 545</b>	<b>1 075</b>	<b>232</b>	<b>141</b>	<b>66</b>	<b>21</b>	<b>10</b>	—	—	—	
541	Professional, scientific & technical services	9 863	98 353	453 229	1 545	1 075	232	141	66	21	10	—	—	—	
5411	Legal services	2 919	28 929	143 719	535	383	80	48	16	6	2	—	—	—	
54111	Offices of lawyers	2 756	27 766	138 642	524	378	78	46	16	4	2	—	—	—	
541110	Offices of lawyers	2 756	27 766	138 642	524	378	78	46	16	4	2	—	—	—	
54119	Other legal services	163	1 163	5 077	11	5	2	2	—	2	—	—	—	—	
5412	Accounting, tax prep, bookkeep, payroll services	1 672	14 040	60 216	229	160	37	16	11	3	2	—	—	—	
54121	Accounting, tax prep, bookkeep, payroll services	1 672	14 040	60 216	229	160	37	16	11	3	2	—	—	—	
541211	Offices of certified public accountants	935	8 848	37 987	150	96	32	11	9	2	—	—	—	—	
541214	Payroll services	273	3 353	14 379	10	6	—	2	1	—	1	—	—	—	
541219	Other accounting services	401	1 692	7 414	53	45	4	2	—	1	1	—	—	—	
5413	Architectural, engineering & related services	1 723	17 834	82 590	192	116	31	25	15	3	2	—	—	—	
54131	Architectural services	447	4 736	20 873	56	36	10	6	3	—	1	—	—	—	
541310	Architectural services	447	4 736	20 873	56	36	10	6	3	—	1	—	—	—	
54133	Engineering services	1 086	11 742	55 288	80	39	9	16	12	3	1	—	—	—	
541330	Engineering services	1 086	11 742	55 288	80	39	9	16	12	3	1	—	—	—	
5414	Specialized design services	283	2 269	9 680	89	70	13	6	—	—	—	—	—	—	
54143	Graphic design services	208	1 623	7 032	64	49	11	4	—	—	—	—	—	—	
541430	Graphic design services	208	1 623	7 032	64	49	11	4	—	—	—	—	—	—	
5415	Computer systems design & related services	1 127	15 491	68 983	156	114	17	14	6	1	4	—	—	—	
54151	Computer systems design & related services	1 127	15 491	68 983	156	114	17	14	6	1	4	—	—	—	
541511	Custom computer programming services	300	3 318	15 154	67	50	8	5	4	—	—	—	—	—	
541512	Computer systems design services	626	9 828	43 514	66	46	9	5	2	1	3	—	—	—	
5416	Management, sci & tech consulting services	854	8 730	38 403	144	105	17	8	11	3	—	—	—	—	
54161	Management consulting services	706	7 454	32 232	118	87	14	6	8	3	—	—	—	—	
541611	Admin & gen management consulting services	166	2 797	10 649	49	39	6	2	2	—	—	—	—	—	
541612	Human res & exec search consulting services	394	3 643	16 327	34	19	5	4	3	3	—	—	—	—	
5417	Scientific R&D services	278	3 623	15 475	24	8	5	2	1	—	—	—	—	—	
54171	R&D in physical, engineering & life sciences	220	3 255	13 695	20	7	6	5	1	1	—	—	—	—	
541710	R&D in physical, engineering & life sciences	220	3 255	13 695	20	7	6	5	1	1	—	—	—	—	
5418	Advertising & related services	532	4 323	21 389	89	62	14	7	3	3	—	—	—	—	
54181	Advertising agencies	230	2 303	12 481	36	25	5	2	3	1	—	—	—	—	
541810	Advertising agencies	230	2 303	12 481	36	25	5	2	3	1	—	—	—	—	
54186	Direct mail advertising	(C)	(D)	(D)	6	3	1	—	—	2	—	—	—	—	
5419	Oth professional, scientific, technical services	475	3 114	12 774	87	57	15	12	2	1	—	—	—	—	
54192	Photographic services	178	821	3 156	37	29	4	3	—	1	—	—	—	—	
541921	Photography studios, portrait	149	567	2 276	24	17	3	3	—	1	—	—	—	—	
54194	Veterinary services	201	1 141	4 975	23	5	9	8	1	—	—	—	—	—	
541940	Veterinary services	201	1 141	4 975	23	5	9	8	1	—	—	—	—	—	
<b>55</b>	<b>Management of companies &amp; enterprises</b>	<b>8 931</b>	<b>208 644</b>	<b>532 586</b>	<b>89</b>	<b>25</b>	<b>14</b>	<b>10</b>	<b>14</b>	<b>9</b>	<b>9</b>	<b>4</b>	<b>2</b>	<b>2</b>	
551	Management of companies & enterprises	8 931	208 644	532 586	89	25	14	10	14	9	9	4	2	2	
5511	Management of companies & enterprises	8 931	208 644	532 586	89	25	14	10	14	9	9	4	2	2	
55111	Management of companies & enterprises	8 931	208 644	532 586	89	25	14	10	14	9	9	4	2	2	
551112	Offices of other holding companies	544	7 140	28 673	17	7	3	3	2	1	—	1	—	—	
551114	Corp, subsidiary & regional managing offices	8 387	201 504	503 913	72	18	11	7	12	8	9	3	2	2	
<b>56</b>	<b>Admin, support, waste mgt, remediation services</b>	<b>23 182</b>	<b>105 014</b>	<b>478 425</b>	<b>912</b>	<b>551</b>	<b>133</b>	<b>83</b>	<b>65</b>	<b>27</b>	<b>32</b>	<b>17</b>	<b>3</b>	<b>1</b>	
561	Administrative & support services	22 355	98 537	445 937	862	524	127	75	60	25	30	17	3	1	
5611	Office administrative services	1 080	11 827	51 785	56	24	15	10	4	2	—	—	1	—	
56111	Office administrative services	1 080	11 827	51 785	56	24	15	10	4	2	—	—	1	—	
561110	Office administrative services	1 080	11 827	51 785	56	24	15	10	4	2	—	—	1	—	
5612	Facilities support services	(C)	(D)	(D)	11	5	2	2	1	—	1	—	—	—	
56121	Facilities support services	(C)	(D)	(D)	11	5	2	2	1	—	1	—	—	—	
5613	Employment services	12 102	45 731	213 419	127	44	10	11	21	12	19	8	1	1	
56131	Employment placement agencies	(F)	(D)	(D)	35	18	3	4	6	—	4	—	—	—	
56132	Temporary help services	6 877	19 593	89 622	81	23	6	5	14	10	14	8	1	—	
561320	Temporary help services	6 877	19 593	89 622	81	23	6	5	14	10	14	8	1	—	
56133	Employee leasing services	(H)	(D)	(D)	11	3	1	2	1	2	1	—	—	1	
5614	Business support services	(F)	(D)	(D)	73	40	13	11	4	5	—	—	—	—	
56141	Document preparation services	237	1 136	3 905	12	4	3	1	2	2	—	—	—	—	
561410	Document preparation services	237	1 136	3 905	12	4	3	1	2	2	—	—	—	—	
56142	Telephone call centers	(C)	(D)	(D)	17	9	2	4	1	1	—	—	—	—	
56143	Business service centers	158	846	3 339	17	10	1	5	—	1	—	—	—	—	
5615	Travel arrangement & reservation services	1 439	9 951	39 254	95	62	18	8	5	—	—	1	1	—	
56151	Travel agencies	(E)	(D)	(D)	75	53	14	4	4	—	—	—	—	—	
56152	Tour operators	(F)	(D)	(D)	7	3	3	—	—	—	—	1	—	—	
56159	Oth travel arrangement & reservation services	(F)	(D)	(D)	13	6	1	4	1	—	—	—	1	—	
5616	Investigation & security services	2 158	6 876	29 489	63	35	6	7	7	2	4	2	—	—	
56161	Investigation, guard & armored car services	1 898	5 313	22 634	35	18	3	3	3	2	4	2	—	—	
561612	Security guards & patrol services	1 542	3 928	16 957	18	8	2	1	1	1	3	2	—	—	
561613	Armored car services	288	1 071	4 333	3	—	—	—	1	1	1	—	—	—	
56162	Security systems services	260	1 563	6 855	28	17	3	4	4	—	—	—	—	—	
561621	Security systems services (except locksmiths)	239	1 453	6 401	20	11	1	4	4	—	—	—	—	—	

Note: Employment-size classes are indicated as follows: A—0 to 19; B—20 to 99; C—100 to 249; E—250 to 499; F—500 to 999; G—1,000 to 2,499; H—2,500 to 4,999; I—5,000 to 9,999; J—10,000 to 24,999; K—25,000 to 49,999; L—50,000 to 99,999; M—100,000 or more.

**Table 6. Counties—Employees, Payroll, and Establishments by Industry: 1999—Con.**

[Excludes most government employees, railroad employees, and self-employed persons. Size class 1 to 4 includes establishments with payroll, but no employees, during mid-March pay period. (D) denotes figures withheld to avoid disclosing data for individual companies; the data are included in broader industry totals. Detailed industries with 100 or more employees are shown if industry was not a (D). For explanation of terms, abbreviations, and data reliability/comparability, see introductory text]

NAICS code	Industry	Number of employees for week including March 12	Payroll (\$1,000)		Total number of establishments	Number of establishments by employment-size class											
			First quarter	Annual		1 to 4	5 to 9	10 to 19	20 to 49	50 to 99	100 to 249	250 to 499	500 to 999	1,000 or more			
	<b>PROVIDENCE—Con.</b>																
<b>56</b>	<b>Admin, support, waste mgmt, remediation services—Con.</b>																
561	Administrative & support services—Con.																
5617	Services to buildings & dwellings.....	3 675	11 815	62 862	393	291	53	23	14	3	4	5	—	—	—	—	—
56171	Exterminating & pest control services.....	151	907	4 791	19	13	2	2	1	1	—	—	—	—	—	—	—
561710	Exterminating & pest control services.....	151	907	4 791	19	13	2	2	1	1	—	—	—	—	—	—	—
56172	Janitorial services.....	3 008	8 991	42 439	155	94	29	11	10	2	4	5	—	—	—	—	—
561720	Janitorial services.....	3 008	8 991	42 439	155	94	29	11	10	2	4	5	—	—	—	—	—
56173	Landscaping services.....	383	1 335	12 671	197	169	19	8	1	—	—	—	—	—	—	—	—
561730	Landscaping services.....	383	1 335	12 671	197	169	19	8	1	—	—	—	—	—	—	—	—
5619	Other support services.....	1 002	7 329	31 402	44	23	10	3	4	1	2	1	—	—	—	—	—
56191	Packaging & labeling services.....	653	4 616	19 696	8	3	—	1	1	1	1	1	—	—	—	—	—
561910	Packaging & labeling services.....	653	4 616	19 696	8	3	—	1	1	1	1	1	—	—	—	—	—
56199	All other support services.....	323	2 527	10 830	31	17	8	2	3	—	1	—	—	—	—	—	—
561990	All other support services.....	323	2 527	10 830	31	17	8	2	3	—	1	—	—	—	—	—	—
562	Waste management & remediation services.....	827	6 477	32 488	50	27	6	8	5	2	2	—	—	—	—	—	—
5621	Waste collection.....	337	2 156	10 792	17	11	1	2	1	1	1	—	—	—	—	—	—
56211	Waste collection.....	337	2 156	10 792	17	11	1	2	1	1	1	—	—	—	—	—	—
5622	Waste treatment & disposal.....	173	1 668	7 280	9	2	4	—	2	1	—	—	—	—	—	—	—
56221	Waste treatment & disposal.....	173	1 668	7 280	9	2	4	—	2	1	—	—	—	—	—	—	—
5629	Remediation & oth waste management services.....	317	2 653	14 416	24	14	1	6	2	—	1	—	—	—	—	—	—
56291	Remediation services.....	(C)	(D)	(D)	12	6	1	4	1	—	—	—	—	—	—	—	—
56299	All other waste management services.....	(C)	(D)	(D)	11	8	—	1	1	—	1	—	—	—	—	—	—
<b>61</b>	<b>Educational services.....</b>	<b>14 354</b>	<b>84 163</b>	<b>377 047</b>	<b>178</b>	<b>78</b>	<b>25</b>	<b>19</b>	<b>32</b>	<b>8</b>	<b>10</b>	<b>1</b>	<b>1</b>	<b>4</b>			
611	Educational services.....	14 354	84 163	377 047	178	78	25	19	32	8	10	1	1	4			
6111	Elementary & secondary schools.....	3 255	16 190	70 320	56	6	5	6	22	6	10	1	—	—	—	—	—
61111	Elementary & secondary schools.....	3 255	16 190	70 320	56	6	5	6	22	6	10	1	—	—	—	—	—
611110	Elementary & secondary schools.....	3 255	16 190	70 320	56	6	5	6	22	6	10	1	—	—	—	—	—
6113	Colleges, universities & professional schools.....	10 342	64 470	290 808	9	2	—	—	2	—	—	—	—	1	4		
61131	Colleges, universities & professional schools.....	10 342	64 470	290 808	9	2	—	—	2	—	—	—	—	1	4		
611310	Colleges, universities & professional schools.....	10 342	64 470	290 808	9	2	—	—	2	—	—	—	—	1	4		
6114	Business schools & computer & mgt training.....	183	1 266	5 788	13	4	3	2	3	1	—	—	—	—	—	—	—
61141	Business & secretarial schools.....	(C)	(D)	(D)	7	1	2	2	1	1	—	—	—	—	—	—	—
6115	Technical & trade schools.....	157	677	2 827	20	12	4	3	—	1	—	—	—	—	—	—	—
61151	Technical & trade schools.....	157	677	2 827	20	12	4	3	—	1	—	—	—	—	—	—	—
611519	Other technical & trade schools.....	111	517	2 184	15	11	2	1	—	1	—	—	—	—	—	—	—
6116	Other schools & instruction.....	(E)	(D)	(D)	64	43	10	7	4	—	—	—	—	—	—	—	—
61161	Fine arts schools.....	104	194	828	22	16	4	1	1	—	—	—	—	—	—	—	—
611610	Fine arts schools.....	104	194	828	22	16	4	1	1	—	—	—	—	—	—	—	—
61169	All other schools & instruction.....	178	537	2 681	24	13	3	5	3	—	—	—	—	—	—	—	—
611691	Exam preparation & tutoring.....	105	201	979	8	2	1	2	3	—	—	—	—	—	—	—	—
<b>62</b>	<b>Health care and social assistance.....</b>	<b>43 356</b>	<b>310 729</b>	<b>1 353 915</b>	<b>1 604</b>	<b>689</b>	<b>393</b>	<b>227</b>	<b>152</b>	<b>65</b>	<b>59</b>	<b>9</b>	<b>3</b>	<b>7</b>			
621	Ambulatory health care services.....	12 070	103 215	464 994	1 108	562	291	135	74	32	12	1	1	—	—	—	—
6211	Offices of physicians.....	4 531	52 372	246 999	532	307	122	66	26	8	2	—	1	—	—	—	—
62111	Offices of physicians.....	4 531	52 372	246 999	532	307	122	66	26	8	2	—	1	—	—	—	—
621111	Offices of physicians (exc mental health).....	4 433	51 434	242 498	503	286	117	63	26	8	2	—	1	—	—	—	—
6212	Offices of dentists.....	1 544	10 029	47 376	230	81	106	36	7	—	—	—	—	—	—	—	—
62121	Offices of dentists.....	1 544	10 029	47 376	230	81	106	36	7	—	—	—	—	—	—	—	—
621210	Offices of dentists.....	1 544	10 029	47 376	230	81	106	36	7	—	—	—	—	—	—	—	—
6213	Offices of other health practitioners.....	1 009	6 695	27 217	182	125	43	8	4	1	1	—	—	—	—	—	—
62131	Offices of chiropractors.....	167	780	3 478	50	38	—	—	—	—	—	—	—	—	—	—	—
621310	Offices of chiropractors.....	167	780	3 478	50	38	—	—	—	—	—	—	—	—	—	—	—
62132	Offices of optometrists.....	197	986	4 573	51	32	16	3	—	—	—	—	—	—	—	—	—
621320	Offices of optometrists.....	197	986	4 573	51	32	16	3	—	—	—	—	—	—	—	—	—
62133	Offices of PT, OT, speech therapy & audiology.....	390	3 445	12 595	23	13	3	3	3	—	1	—	—	—	—	—	—
621340	Offices of PT, OT, speech therapy & audiology.....	390	3 445	12 595	23	13	3	3	3	—	1	—	—	—	—	—	—
62139	Offices of all other health practitioners.....	219	1 202	5 406	43	30	9	2	1	1	—	—	—	—	—	—	—
621391	Offices of podiatrists.....	140	908	4 103	30	19	8	2	1	—	—	—	—	—	—	—	—
6214	Outpatient care centers.....	1 768	15 064	64 117	57	8	6	10	23	8	2	—	—	—	—	—	—
62142	Outpatient mental health, substance abuse ctrs.....	(F)	(D)	(D)	19	4	2	4	5	3	1	—	—	—	—	—	—
62149	Other outpatient care centers.....	1 125	10 929	46 551	36	4	3	6	17	5	1	—	—	—	—	—	—
621493	Freestanding ambulatory surgery, emergency ctr.....	254	1 894	7 794	11	3	2	2	5	1	—	—	—	—	—	—	—
621498	All other outpatient care centers.....	557	6 417	27 475	18	3	1	3	8	3	—	—	—	—	—	—	—
6215	Medical & diagnostic laboratories.....	553	5 584	25 267	51	29	8	8	3	2	1	—	—	—	—	—	—
62151	Medical & diagnostic laboratories.....	553	5 584	25 267	51	29	8	8	3	2	1	—	—	—	—	—	—
621511	Medical laboratories.....	285	1 664	6 704	32	21	6	3	1	—	1	—	—	—	—	—	—
621512	Diagnostic Imaging centers.....	268	3 920	18 563	19	8	2	5	2	2	—	—	—	—	—	—	—
6216	Home health care services.....	2 236	10 890	42 750	42	6	5	6	7	12	5	1	—	—	—	—	—
62161	Home health care services.....	2 236	10 890	42 750	42	6	5	6	7	12	5	1	—	—	—	—	—
621610	Home health care services.....	2 236	10 890	42 750	42	6	5	6	7	12	5	1	—	—	—	—	—
6219	Other ambulatory health care services.....	429	2 581	11 268	14	6	1	1	4	1	1	—	—	—	—	—	—
62191	Ambulance services.....	214	1 125	5 226	8	3	1	—	3	1	—	—	—	—	—	—	—
621910	Ambulance services.....	214	1 125	5 226	8	3	1	—	3	1	—	—	—	—	—	—	—
62199	All other ambulatory health care services.....	215	1 456	6 042	6	3	—	1	1	—	1	—	—	—	—	—	—

Note: Employment-size classes are indicated as follows: A—0 to 19; B—20 to 99; C—100 to 249; E—250 to 499; F—500 to 999; G—1,000 to 2,499; H—2,500 to 4,999; I—5,000 to 9,999; J—10,000 to 24,999; K—25,000 to 49,999; L—50,000 to 99,999; M—100,000 or more.



**Table 6. Counties—Employees, Payroll, and Establishments by Industry: 1999—Con.**

[Excludes most government employees, railroad employees, and self-employed persons. Size class 1 to 4 includes establishments with payroll, but no employees, during mid-March pay period. (D) denotes figures withheld to avoid disclosing data for individual companies; the data are included in broader industry totals. Detailed industries with 100 or more employees are shown if industry was not a (D). For explanation of terms, abbreviations, and data reliability/comparability, see introductory text]

NAICS code	Industry	Number of employees for week including March 12	Payroll (\$1,000)		Total number of establishments	Number of establishments by employment-size class									
			First quarter	Annual		1 to 4	5 to 9	10 to 19	20 to 49	50 to 99	100 to 249	250 to 499	500 to 999	1,000 or more	
<b>PROVIDENCE—Con.</b>															
<b>62 Health care and social assistance—Con.</b>															
622	Hospitals .....	15 707	142 507	597 614	13	—	—	—	—	—	1	3	2	7	
6221	General medical & surgical hospitals .....	13 579	123 751	521 429	8	—	—	—	—	—	—	—	1	7	
62211	General medical & surgical hospitals .....	13 579	123 751	521 429	8	—	—	—	—	—	—	—	1	7	
622110	General medical & surgical hospitals .....	13 579	123 751	521 429	8	—	—	—	—	—	—	—	1	7	
6222	Psychiatric & substance abuse hospitals .....	(G)	(D)	(D)	2	—	—	—	—	—	—	1	1	—	
62221	Psychiatric & substance abuse hospitals .....	(G)	(D)	(D)	2	—	—	—	—	—	—	1	1	—	
6223	Other specialty hospitals .....	(F)	(D)	(D)	3	—	—	—	—	—	1	2	—	—	
62231	Other specialty hospitals .....	(F)	(D)	(D)	3	—	—	—	—	—	1	2	—	—	
623	Nursing & residential care facilities .....	9 788	42 516	192 598	183	15	45	38	26	19	36	4	—	—	
6231	Nursing care facilities .....	6 686	29 768	132 476	57	2	2	1	7	13	29	3	—	—	
62311	Nursing care facilities .....	6 686	29 768	132 476	57	2	2	1	7	13	29	3	—	—	
623110	Nursing care facilities .....	6 686	29 768	132 476	57	2	2	1	7	13	29	3	—	—	
6232	Residential mental retardation, health facil .....	1 610	7 276	33 745	82	7	32	25	13	1	4	—	—	—	
62321	Residential mental retardation facilities .....	1 137	4 945	23 211	42	1	16	11	9	1	4	—	—	—	
623210	Residential mental retardation facilities .....	1 137	4 945	23 211	42	1	16	11	9	1	4	—	—	—	
62322	Residential mental health, subst abuse facil ..	473	2 331	10 534	40	6	16	14	4	—	—	—	—	—	
623220	Residential mental health, subst abuse facil .....	473	2 331	10 534	40	6	16	14	4	—	—	—	—	—	
6233	Community care facilities for the elderly .....	970	2 988	13 339	22	5	4	4	2	4	2	1	—	—	
62331	Community care facilities for the elderly .....	970	2 988	13 339	22	5	4	4	2	4	2	1	—	—	
6239	Other residential care facilities .....	522	2 484	13 038	22	1	7	8	4	1	1	—	—	—	
62399	Other residential care facilities .....	522	2 484	13 038	22	1	7	8	4	1	1	—	—	—	
623990	Other residential care facilities .....	522	2 484	13 038	22	1	7	8	4	1	1	—	—	—	
624	Social assistance .....	5 791	22 491	98 709	300	112	57	54	52	14	10	1	—	—	
6241	Individual & family services .....	2 317	10 816	48 095	106	37	18	16	23	8	4	—	—	—	
62411	Child & youth services .....	471	2 761	12 014	18	5	4	2	5	1	1	—	—	—	
624110	Child & youth services .....	471	2 761	12 014	18	5	4	2	5	1	1	—	—	—	
62412	Services for elderly & disabled persons .....	804	3 132	13 874	34	8	7	5	9	5	—	—	—	—	
624120	Services for elderly & disabled persons .....	804	3 132	13 874	34	8	7	5	9	5	—	—	—	—	
62419	Other individual & family services .....	1 042	4 923	22 207	54	24	7	9	9	2	3	—	—	—	
624190	Other individual & family services .....	1 042	4 923	22 207	54	24	7	9	9	2	3	—	—	—	
6242	Community, emergency & other relief services ..	563	2 346	9 995	30	10	6	4	8	1	1	—	—	—	
62421	Community food services .....	(C)	(D)	(D)	8	2	2	1	3	—	—	—	—	—	
62422	Community housing services .....	400	1 755	7 569	20	8	4	3	3	1	1	—	—	—	
6243	Vocational rehabilitation services .....	1 375	4 812	21 445	27	4	7	3	6	2	4	1	—	—	
62431	Vocational rehabilitation services .....	1 375	4 812	21 445	27	4	7	3	6	2	4	1	—	—	
624310	Vocational rehabilitation services .....	1 375	4 812	21 445	27	4	7	3	6	2	4	1	—	—	
6244	Child day care services .....	1 536	4 517	19 174	137	61	26	31	15	3	1	—	—	—	
62441	Child day care services .....	1 536	4 517	19 174	137	61	26	31	15	3	1	—	—	—	
624410	Child day care services .....	1 536	4 517	19 174	137	61	26	31	15	3	1	—	—	—	
71	<b>Arts, entertainment &amp; recreation .....</b>	<b>2 581</b>	<b>9 668</b>	<b>45 743</b>	<b>185</b>	<b>105</b>	<b>29</b>	<b>18</b>	<b>21</b>	<b>8</b>	<b>3</b>	<b>1</b>	<b>—</b>	<b>—</b>	
711	Performing arts, spectator sports & related industries .....	1 134	5 133	22 879	65	42	10	5	4	—	3	1	—	—	
7111	Performing arts companies .....	361	1 212	5 075	25	17	3	3	—	—	2	—	—	—	
71111	Theater companies & dinner theaters .....	163	823	3 533	13	8	3	1	—	—	1	—	—	—	
711110	Theater companies & dinner theaters .....	163	823	3 533	13	8	3	1	—	—	1	—	—	—	
71113	Musical groups & artists .....	175	321	1 294	8	6	—	1	—	—	1	—	—	—	
711130	Musical groups & artists .....	175	321	1 294	8	6	—	1	—	—	1	—	—	—	
7112	Spectator sports .....	552	3 013	13 257	12	6	2	—	3	—	—	—	—	—	
71121	Spectator sports .....	552	3 013	13 257	12	6	2	—	3	—	—	—	—	—	
7113	Promoters of entertainment events .....	181	729	3 306	10	3	5	—	1	—	1	—	—	—	
71131	Promoters of entertainment events with facility .....	(C)	(D)	(D)	3	—	1	—	1	—	1	—	—	—	
712	Museums, historical sites & like institutions .....	220	726	3 219	13	6	2	2	1	2	—	—	—	—	
7121	Museums, historical sites & like institutions .....	220	726	3 219	13	6	2	2	1	2	—	—	—	—	
71211	Museums .....	124	345	1 550	9	5	1	1	1	1	—	—	—	—	
712110	Museums .....	124	345	1 550	9	5	1	1	1	1	—	—	—	—	
713	Amusement, gambling & recreation industries .....	1 227	3 809	19 645	107	57	17	11	16	6	—	—	—	—	
7139	Other amusement & recreation industries .....	1 198	3 630	18 771	102	54	16	10	16	6	—	—	—	—	
71391	Golf courses & country clubs .....	365	1 379	9 222	16	7	2	—	4	3	—	—	—	—	
713910	Golf courses & country clubs .....	365	1 379	9 222	16	7	2	—	4	3	—	—	—	—	
71394	Fitness & recreational sports centers .....	487	1 141	4 877	45	24	5	7	7	2	—	—	—	—	
713940	Fitness & recreational sports centers .....	487	1 141	4 877	45	24	5	7	7	2	—	—	—	—	
71395	Bowling centers .....	221	600	2 186	10	1	2	3	3	1	—	—	—	—	
713950	Bowling centers .....	221	600	2 186	10	1	2	3	3	1	—	—	—	—	
71399	All other amusement & recreation industries ..	102	434	2 141	25	18	5	—	2	—	—	—	—	—	
713990	All other amusement & recreation industries ..	102	434	2 141	25	18	5	—	2	—	—	—	—	—	
72	<b>Accommodation &amp; food services .....</b>	<b>17 735</b>	<b>42 830</b>	<b>192 681</b>	<b>1 353</b>	<b>642</b>	<b>200</b>	<b>212</b>	<b>245</b>	<b>41</b>	<b>11</b>	<b>2</b>	<b>—</b>	<b>—</b>	
721	Accommodation .....	943	2 908	10 804	30	19	1	3	4	—	1	2	—	—	
7211	Traveler accommodation .....	939	2 891	10 569	22	11	1	3	4	—	1	2	—	—	
72111	Hotels (exc casino hotels) & motels .....	933	2 881	10 462	17	6	1	3	4	—	1	2	—	—	
721110	Hotels (exc casino hotels) & motels .....	933	2 881	10 462	17	6	1	3	4	—	1	2	—	—	

Note: Employment-size classes are indicated as follows: A—0 to 19; B—20 to 99; C—100 to 249; E—250 to 499; F—500 to 999; G—1,000 to 2,499; H—2,500 to 4,999; I—5,000 to 9,999; J—10,000 to 24,999; K—25,000 to 49,999; L—50,000 to 99,999; M—100,000 or more.

**Table 6. Counties—Employees, Payroll, and Establishments by Industry: 1999—Con.**

[Excludes most government employees, railroad employees, and self-employed persons. Size class 1 to 4 includes establishments with payroll, but no employees, during mid-March pay period. (D) denotes figures withheld to avoid disclosing data for individual companies; the data are included in broader industry totals. Detailed industries with 100 or more employees are shown if industry was not a (D). For explanation of terms, abbreviations, and data reliability/comparability, see introductory text]

NAICS code	Industry	Number of employees for week including March 12	Payroll (\$1,000)		Total number of establishments	Number of establishments by employment-size class																				
			First quarter	Annual		1 to 4	5 to 9	10 to 19	20 to 49	50 to 99	100 to 249	250 to 499	500 to 999	1,000 or more												
<b>PROVIDENCE—Con.</b>																										
<b>72</b>	<b>Accommodation &amp; food services—Con.</b>																									
722	Food services & drinking places	16 792	39 922	181 877	1 323	623	199	209	241	41	10	—	—	—	—	—	—	—	—							
7221	Full-service restaurants	7 015	17 967	81 520	467	200	78	70	89	25	5	—	—	—	—	—	—	—	—							
72211	Full-service restaurants	7 015	17 967	81 520	467	200	78	70	89	25	5	—	—	—	—	—	—	—	—							
722110	Full-service restaurants	7 015	17 967	81 520	467	200	78	70	89	25	5	—	—	—	—	—	—	—	—							
7222	Limited-service eating places	6 933	15 162	70 023	539	214	78	113	123	9	2	—	—	—	—	—	—	—	—							
72221	Limited-service eating places	6 933	15 162	70 023	539	214	78	113	123	9	2	—	—	—	—	—	—	—	—							
722211	Limited-service restaurants	4 830	10 570	49 068	394	176	57	76	76	7	2	—	—	—	—	—	—	—	—							
722213	Snack & nonalcoholic beverage bars	2 062	4 510	20 761	141	36	20	37	46	2	—	—	—	—	—	—	—	—	—							
7223	Special food services	1 598	3 887	17 525	107	57	19	12	10	6	3	—	—	—	—	—	—	—	—							
72231	Food service contractors	1 310	3 405	14 433	70	32	13	10	8	4	3	—	—	—	—	—	—	—	—							
722310	Food service contractors	1 310	3 405	14 433	70	32	13	10	8	4	3	—	—	—	—	—	—	—	—							
72232	Caterers	271	435	2 799	28	17	5	2	2	2	—	—	—	—	—	—	—	—	—							
722320	Caterers	271	435	2 799	28	17	5	2	2	2	—	—	—	—	—	—	—	—	—							
7224	Drinking places (alcoholic beverages)	1 246	2 906	12 809	210	152	24	14	19	1	—	—	—	—	—	—	—	—	—							
72241	Drinking places (alcoholic beverages)	1 246	2 906	12 809	210	152	24	14	19	1	—	—	—	—	—	—	—	—	—							
722410	Drinking places (alcoholic beverages)	1 246	2 906	12 809	210	152	24	14	19	1	—	—	—	—	—	—	—	—	—							
<b>81</b>	<b>Other services (except public administration)</b>													<b>10 893</b>	<b>49 269</b>	<b>216 752</b>	<b>1 735</b>	<b>1 149</b>	<b>331</b>	<b>169</b>	<b>61</b>	<b>16</b>	<b>7</b>	<b>2</b>	—	—
811	Repair & maintenance	2 315	14 375	63 207	507	357	95	44	9	1	1	—	—	—	—	—	—	—	—							
8111	Automotive repair & maintenance	1 598	8 945	39 939	387	280	66	36	5	—	—	—	—	—	—	—	—	—	—							
81111	Automotive mechanical & electrical R&M	725	4 162	17 926	223	185	24	11	3	—	—	—	—	—	—	—	—	—	—							
811111	General automotive repair	537	3 032	13 163	173	145	18	8	2	—	—	—	—	—	—	—	—	—	—							
81112	Automotive body, paint, interior & glass repair	712	4 351	19 672	126	70	34	20	2	—	—	—	—	—	—	—	—	—	—							
811121	Automotive body, paint & interior R&M	667	4 058	18 387	116	66	29	19	2	—	—	—	—	—	—	—	—	—	—							
81119	Other automotive R&M	161	432	2 341	38	25	8	5	—	—	—	—	—	—	—	—	—	—	—							
8112	Electronic & precision equipment R&M	150	1 126	4 698	22	14	5	1	2	—	—	—	—	—	—	—	—	—	—							
81121	Electronic & precision equipment R&M	150	1 126	4 698	22	14	5	1	2	—	—	—	—	—	—	—	—	—	—							
8113	Commercial equipment (exc auto & elec) R&M	289	2 887	11 824	45	28	13	2	1	—	1	—	—	—	—	—	—	—	—							
81131	Commercial equipment (exc auto & elec) R&M	289	2 887	11 824	45	28	13	2	1	—	1	—	—	—	—	—	—	—	—							
811310	Commercial equipment (exc auto & elec) R&M	289	2 887	11 824	45	28	13	2	1	—	1	—	—	—	—	—	—	—	—							
8114	Personal & household goods R&M	278	1 417	6 746	53	35	11	5	1	1	—	—	—	—	—	—	—	—	—							
81141	Home, garden equipment & appliance R&M	118	792	3 996	10	6	1	1	1	1	—	—	—	—	—	—	—	—	—							
812	Personal & laundry services	3 088	12 175	56 078	611	453	91	48	13	3	2	1	—	—	—	—	—	—	—							
8121	Personal care services	1 049	3 258	14 822	322	261	36	22	3	—	—	—	—	—	—	—	—	—	—							
81211	Hair, nail & skin care services	927	2 967	13 490	288	234	32	20	2	—	—	—	—	—	—	—	—	—	—							
812112	Beauty salons	897	2 848	12 949	270	217	31	20	2	—	—	—	—	—	—	—	—	—	—							
81219	Other personal care services	122	291	1 332	34	27	4	2	1	—	—	—	—	—	—	—	—	—	—							
8122	Death care services	418	2 390	10 865	83	56	17	7	2	1	—	—	—	—	—	—	—	—	—							
81221	Funeral homes	316	1 652	7 581	63	44	12	5	1	1	—	—	—	—	—	—	—	—	—							
812210	Funeral homes	316	1 652	7 581	63	44	12	5	1	1	—	—	—	—	—	—	—	—	—							
81222	Cemeteries & crematories	102	738	3 284	20	12	5	2	1	—	—	—	—	—	—	—	—	—	—							
812220	Cemeteries & crematories	102	738	3 284	20	12	5	2	1	—	—	—	—	—	—	—	—	—	—							
8123	Drycleaning & laundry services	1 323	5 065	23 853	145	90	30	16	5	1	2	1	—	—	—	—	—	—	—							
81231	Coin-operated laundries & drycleaners	217	498	2 538	64	49	13	2	—	—	—	—	—	—	—	—	—	—	—							
812310	Coin-operated laundries & drycleaners	217	498	2 538	64	49	13	2	—	—	—	—	—	—	—	—	—	—	—							
81232	Drycleaning & laundry services (exc coin-op)	439	1 380	5 800	72	40	16	12	4	—	—	—	—	—	—	—	—	—	—							
812320	Drycleaning & laundry services (exc coin-op)	439	1 380	5 800	72	40	16	12	4	—	—	—	—	—	—	—	—	—	—							
81233	Linen & uniform supply	667	3 187	15 515	9	1	1	2	1	1	2	1	—	—	—	—	—	—	—							
8129	Other personal services	298	1 462	6 538	61	46	8	3	3	1	—	—	—	—	—	—	—	—	—							
81292	Photofinishing	133	862	3 512	10	5	1	1	2	1	—	—	—	—	—	—	—	—	—							
812921	Photofinishing laboratories (except one-hour)	117	803	3 314	5	1	—	1	2	1	—	—	—	—	—	—	—	—	—							
813	Religious, grantmaking, civic, prof & like organizations	5 490	22 719	97 467	617	339	145	77	39	12	4	1	—	—	—	—	—	—	—							
8131	Religious organizations	2 086	6 599	28 027	253	131	74	25	19	3	1	—	—	—	—	—	—	—	—							
81311	Religious organizations	2 086	6 599	28 027	253	131	74	25	19	3	1	—	—	—	—	—	—	—	—							
813110	Religious organizations	2 086	6 599	28 027	253	131	74	25	19	3	1	—	—	—	—	—	—	—	—							
8132	Grantmaking & giving services	346	2 501	11 100	39	23	6	6	2	2	—	—	—	—	—	—	—	—	—							
81321	Grantmaking & giving services	346	2 501	11 100	39	23	6	6	2	2	—	—	—	—	—	—	—	—	—							
813212	Voluntary health organizations	100	1 011	4 221	13	6	3	3	1	—	—	—	—	—	—	—	—	—	—							
8133	Social advocacy organizations	374	1 934	8 232	48	27	8	8	5	—	—	—	—	—	—	—	—	—	—							
81331	Social advocacy organizations	374	1 934	8 232	48	27	8	8	5	—	—	—	—	—	—	—	—	—	—							
813319	Other social advocacy organizations	203	1 014	4 232	26	15	5	3	3	—	—	—	—	—	—	—	—	—	—							
8134	Civic & social organizations	1 573	3 927	18 169	102	51	19	17	5	7	2	1	—	—	—	—	—	—	—							
81341	Civic & social organizations	1 573	3 927	18 169	102	51	19	17	5	7	2	1	—	—	—	—	—	—	—							
813410	Civic & social organizations	1 573	3 927	18 169	102	51	19	17	5	7	2	1	—	—	—	—	—	—	—							
8139	Business, labor, political, like organizations	1 111	7 758	31 939	175	107	38	21	8	—	1	—	—	—	—	—	—	—	—							
81391	Business associations	191	1 542	5 710	36	25	7	1	3	—	—	—	—	—	—	—	—	—	—							
813910	Business associations	191	1 542	5 710	36	25	7	1	3	—	—	—	—	—	—	—	—	—	—							
81392	Professional organizations	232	2 074	8 610	21	14	4	2	—	—	1	—	—	—	—	—	—	—	—							
813920	Professional organizations	232	2 074	8 610	21	14	4	2	—	—	1	—	—	—	—	—	—	—	—							
81393	Labor unions & similar																									

**Table 6. Counties—Employees, Payroll, and Establishments by Industry: 1999—Con.**

[Excludes most government employees, railroad employees, and self-employed persons. Size class 1 to 4 includes establishments with payroll, but no employees, during mid-March pay period. (D) denotes figures withheld to avoid disclosing data for individual companies; the data are included in broader industry totals. Detailed industries with 100 or more employees are shown if industry was not a (D). For explanation of terms, abbreviations, and data reliability/comparability, see introductory text]

NAICS code	Industry	Number of employees for week including March 12	Payroll (\$1,000)		Total number of establishments	Number of establishments by employment-size class									
			First quarter	Annual		1 to 4	5 to 9	10 to 19	20 to 49	50 to 99	100 to 249	250 to 499	500 to 999	1,000 or more	
<b>PROVIDENCE—Con.</b>															
95	Auxiliaries (exc corporate, subsidiary & regional mgt) .....	(G)	(D)	(D)	20	7	3	1	4	1	3	-	1	-	
99	Unclassified establishments .....	160	563	4 277	186	178	7	-	1	-	-	-	-		
<b>WASHINGTON</b>															
	<b>Total .....</b>	<b>34 553</b>	<b>203 140</b>	<b>925 019</b>	<b>3 463</b>	<b>2 156</b>	<b>625</b>	<b>363</b>	<b>217</b>	<b>55</b>	<b>37</b>	<b>5</b>	<b>3</b>	<b>2</b>	
11	Forestry, fishing, hunting, and agriculture support .....	(B)	(D)	(D)	16	14	1	-	1	-	-	-	-		
21	Mining .....	(B)	(D)	(D)	8	7	-	-	1	-	-	-	-		
22	Utilities .....	(C)	(D)	(D)	6	1	1	2	1	-	1	-	-		
221	Utilities .....	(C)	(D)	(D)	6	1	1	2	1	-	1	-	-		
2211	Elec pwr generation, transmsn & distribution ...	(C)	(D)	(D)	3	-	-	1	1	-	1	-	-		
22112	Electric pwr transmsn, control & distribution ..	(C)	(D)	(D)	2	-	-	-	1	-	1	-	-		
23	Construction .....	1 587	10 029	53 046	469	367	74	22	4	2	-	-	-		
233	Building, developing & general contracting .....	489	3 300	15 040	160	120	33	5	2	-	-	-	-		
2332	Residential building construction .....	448	3 085	13 894	149	111	32	5	1	-	-	-	-		
23321	Single-family housing construction .....	437	3 059	13 713	142	104	32	5	1	-	-	-	-		
233210	Single-family housing construction .....	437	3 059	13 713	142	104	32	5	1	-	-	-	-		
234	Heavy construction .....	111	893	5 665	26	17	5	4	-	-	-	-	-		
235	Special trade contractors .....	987	5 836	32 341	283	230	36	13	2	2	-	-	-		
2351	Plumbing, heating & AC contractor .....	207	1 212	5 908	62	51	8	2	1	-	-	-	-		
23511	Plumbing, heating & AC contractor .....	207	1 212	5 908	62	51	8	2	1	-	-	-	-		
235110	Plumbing, heating & AC contractor .....	207	1 212	5 908	62	51	8	2	1	-	-	-	-		
2353	Electrical contractors .....	122	820	3 752	42	33	7	2	-	-	-	-	-		
23531	Electrical contractors .....	122	820	3 752	42	33	7	2	-	-	-	-	-		
235310	Electrical contractors .....	122	820	3 752	42	33	7	2	-	-	-	-	-		
2355	Carpentry & floor contractors .....	125	719	3 317	45	39	3	3	-	-	-	-	-		
2359	Other special trade contractors .....	275	1 651	9 398	50	41	6	1	-	2	-	-	-		
23593	Excavation contractors .....	177	1 279	7 231	31	27	2	1	-	1	-	-	-		
235930	Excavation contractors .....	177	1 279	7 231	31	27	2	1	-	1	-	-	-		
31-33	Manufacturing .....	6 804	62 219	266 091	160	69	35	12	19	10	9	4	1	1	
311	Food mfg .....	199	683	3 261	12	6	2	2	1	1	-	-	-		
3117	Seafood product preparation & packaging .....	(C)	(D)	(D)	2	1	-	-	-	1	-	-	-		
31171	Seafood product preparation & packaging .....	(C)	(D)	(D)	2	1	-	-	-	1	-	-	-		
313	Textile mills .....	1 037	6 673	28 339	9	-	1	-	4	-	2	2	-		
3132	Fabric mills .....	(F)	(D)	(D)	4	-	1	-	1	-	-	2	-		
31324	Knit fabric mills .....	(F)	(D)	(D)	3	-	1	-	-	-	-	2	-		
3133	Textile, fabric finishing, fabric coating mills .....	(E)	(D)	(D)	5	-	-	-	3	-	2	-	-		
31331	Textile & fabric finishing mills .....	(E)	(D)	(D)	4	-	-	-	2	-	2	-	-		
314	Textile product mills .....	104	809	4 161	7	5	1	-	-	1	-	-	-		
3149	Other textile product mills .....	(C)	(D)	(D)	5	3	1	-	-	1	-	-	-		
321	Wood product mfg .....	148	896	4 428	9	2	3	1	3	-	-	-	-		
323	Printing & related support activities .....	159	981	4 656	15	9	3	1	-	2	-	-	-		
3231	Printing & related support activities .....	159	981	4 656	15	9	3	1	-	2	-	-	-		
32311	Printing .....	159	981	4 656	15	9	3	1	-	2	-	-	-		
325	Chemical mfg .....	(C)	(D)	(D)	6	2	-	1	3	-	-	-	-		
326	Plastics & rubber products mfg .....	891	10 142	41 575	7	-	1	2	2	-	1	-	1		
3261	Plastics product mfg .....	891	10 142	41 575	7	-	1	2	2	-	1	-	1		
32611	Unsupported plastics film, sheet, & bag mfg ..	(F)	(D)	(D)	4	-	1	1	-	-	1	-	1		
327	Nonmetallic mineral product mfg .....	112	803	4 246	10	3	4	1	2	-	-	-	-		
332	Fabricated metal product mfg .....	1 868	16 759	67 497	28	13	8	2	2	-	2	-	1		
3323	Architectural & structural metals mfg .....	(G)	(D)	(D)	6	2	2	1	-	-	-	-	1		
33231	Plate work & fabricated structural prod mfg ...	(G)	(D)	(D)	4	1	1	1	-	-	-	-	1		
3329	Other fabricated metal product mfg .....	226	1 727	7 547	6	3	1	-	-	-	2	-	-		
33299	All other fabricated metal product mfg .....	226	1 727	7 547	6	3	1	-	-	-	2	-	-		
333	Machinery mfg .....	309	3 067	13 419	11	3	3	-	1	4	-	-	-		
3332	Industrial machinery mfg .....	(C)	(D)	(D)	6	2	2	-	-	2	-	-	-		
33329	Other industrial machinery mfg .....	(C)	(D)	(D)	6	2	2	-	-	2	-	-	-		
334	Computer & electronic product mfg .....	531	4 639	17 508	7	2	3	-	1	-	-	1	-		
3345	Nav, measuring, medical, control instruments mfg .....	(E)	(D)	(D)	4	-	3	-	-	-	-	1	-		
33451	Nav, measuring, medical, control instruments mfg .....	(E)	(D)	(D)	4	-	3	-	-	-	-	1	-		
335	Electrical equip, appliance & component mfg .....	(F)	(D)	(D)	5	1	-	-	-	1	2	1	-		
3353	Electrical equipment mfg .....	(C)	(D)	(D)	1	-	-	-	-	-	1	-	-		
33531	Electrical equipment mfg .....	(C)	(D)	(D)	1	-	-	-	-	-	1	-	-		
3359	Other electrical equipment & component mfg ...	(F)	(D)	(D)	3	1	-	-	-	-	1	1	-		
33599	All oth electrical equipment & component mfg .....	(F)	(D)	(D)	3	1	-	-	-	-	1	1	-		
339	Miscellaneous mfg .....	299	2 070	8 910	20	16	2	-	-	-	2	-	-		
3399	Other miscellaneous mfg .....	285	2 010	8 660	13	9	2	-	-	-	2	-	-		
33993	Doll, toy & game mfg .....	(C)	(D)	(D)	2	1	-	-	-	-	1	-	-		
33999	All other misc mfg .....	(C)	(D)	(D)	7	4	2	-	-	-	1	-	-		

Note: Employment-size classes are indicated as follows: A—0 to 19; B—20 to 99; C—100 to 249; E—250 to 499; F—500 to 999; G—1,000 to 2,499; H—2,500 to 4,999; I—5,000 to 9,999; J—10,000 to 24,999; K—25,000 to 49,999; L—50,000 to 99,999; M—100,000 or more.

**Table 6. Counties—Employees, Payroll, and Establishments by Industry: 1999—Con.**

[Excludes most government employees, railroad employees, and self-employed persons. Size class 1 to 4 includes establishments with payroll, but no employees, during mid-March pay period. (D) denotes figures withheld to avoid disclosing data for individual companies; the data are included in broader industry totals. Detailed industries with 100 or more employees are shown if industry was not a (D). For explanation of terms, abbreviations, and data reliability/comparability, see introductory text]

NAICS code	Industry	Number of employees for week including March 12	Payroll (\$1,000)		Total number of establishments	Number of establishments by employment-size class									
			First quarter	Annual		1 to 4	5 to 9	10 to 19	20 to 49	50 to 99	100 to 249	250 to 499	500 to 999	1,000 or more	
<b>WASHINGTON—Con.</b>															
<b>42</b>	<b>Wholesale trade</b> .....	<b>827</b>	<b>6 089</b>	<b>29 237</b>	<b>121</b>	<b>74</b>	<b>25</b>	<b>11</b>	<b>9</b>	<b>2</b>	—	—	—	—	
421	Wholesale trade, durable goods .....	343	2 696	13 114	66	44	15	3	3	1	—	—	—	—	
4218	Machinery, equipment & supplies whsle .....	103	927	4 490	22	15	4	2	1	—	—	—	—	—	
422	Wholesale trade, nondurable goods .....	484	3 393	16 123	55	30	10	8	6	1	—	—	—	—	
4224	Grocery & related product whsle .....	234	1 881	8 901	29	13	8	5	3	—	—	—	—	—	
42246	Fish & seafood whsle .....	152	975	4 738	15	6	3	4	2	—	—	—	—	—	
422460	Fish & seafood whsle .....	152	975	4 738	15	6	3	4	2	—	—	—	—	—	
<b>44-45</b>	<b>Retail trade</b> .....	<b>6 400</b>	<b>26 513</b>	<b>125 962</b>	<b>564</b>	<b>297</b>	<b>124</b>	<b>80</b>	<b>42</b>	<b>8</b>	<b>12</b>	<b>1</b>	—	—	
441	Motor vehicle & parts dealers .....	575	3 570	17 377	56	26	10	10	9	1	—	—	—	—	
4411	Automobile dealers .....	(E)	(D)	(D)	24	8	2	6	7	1	—	—	—	—	
44111	New car dealers .....	355	2 503	12 236	16	1	1	6	7	1	—	—	—	—	
441110	New car dealers .....	355	2 503	12 236	16	1	1	6	7	1	—	—	—	—	
4413	Automotive parts, accessories & tire stores .....	(C)	(D)	(D)	20	12	5	2	1	—	—	—	—	—	
442	Furniture & home furnishing stores .....	129	667	6 121	27	19	4	3	1	—	—	—	—	—	
443	Electronics & appliance stores .....	119	666	2 732	27	16	8	3	—	—	—	—	—	—	
4431	Electronics & appliance stores .....	119	666	2 732	27	16	8	3	—	—	—	—	—	—	
44311	Appliance, TV & all other electronics stores ..	101	549	2 174	20	11	6	3	—	—	—	—	—	—	
444	Bldg material & garden equip & supp dealers .....	635	3 860	19 426	42	17	9	7	7	1	1	—	—	—	
4441	Building material & supplies dealers .....	579	3 705	18 576	33	11	8	6	6	1	1	—	—	—	
44419	Other building material dealers .....	480	3 159	16 260	17	4	2	4	5	1	1	—	—	—	
444190	Other building material dealers .....	480	3 159	16 260	17	4	2	4	5	1	1	—	—	—	
445	Food & beverage stores .....	1 914	7 005	30 502	90	42	21	10	8	2	7	—	—	—	
4451	Grocery stores .....	1 654	6 150	26 122	46	16	11	5	5	2	7	—	—	—	
44511	Grocery (except convenience) stores .....	1 576	5 948	25 142	29	8	4	3	5	2	7	—	—	—	
445110	Grocery (except convenience) stores .....	1 576	5 948	25 142	29	8	4	3	5	2	7	—	—	—	
4452	Specialty food stores .....	122	371	1 958	22	17	2	—	3	—	—	—	—	—	
4453	Beer, wine & liquor stores .....	138	484	2 422	22	9	8	5	—	—	—	—	—	—	
44531	Beer, wine & liquor stores .....	138	484	2 422	22	9	8	5	—	—	—	—	—	—	
445310	Beer, wine & liquor stores .....	138	484	2 422	22	9	8	5	—	—	—	—	—	—	
446	Health & personal care stores .....	433	1 767	7 798	30	13	2	6	7	2	—	—	—	—	
4461	Health & personal care stores .....	433	1 767	7 798	30	13	2	6	7	2	—	—	—	—	
44611	Pharmacies & drug stores .....	389	1 600	7 001	17	2	2	4	7	2	—	—	—	—	
446110	Pharmacies & drug stores .....	389	1 600	7 001	17	2	2	4	7	2	—	—	—	—	
447	Gasoline stations .....	459	1 546	6 646	61	16	25	19	1	—	—	—	—	—	
4471	Gasoline stations .....	459	1 546	6 646	61	16	25	19	1	—	—	—	—	—	
44711	Gasoline stations with convenience stores ...	236	736	3 308	32	5	19	8	—	—	—	—	—	—	
447110	Gasoline stations with convenience stores ...	236	736	3 308	32	5	19	8	—	—	—	—	—	—	
44719	Other gasoline stations .....	223	810	3 338	29	11	6	11	1	—	—	—	—	—	
447190	Other gasoline stations .....	223	810	3 338	29	11	6	11	1	—	—	—	—	—	
448	Clothing & clothing accessories stores .....	383	1 122	5 516	62	39	12	7	4	—	—	—	—	—	
4481	Clothing stores .....	330	852	4 256	47	28	9	6	4	—	—	—	—	—	
44814	Family clothing stores .....	163	352	1 750	10	4	2	1	3	—	—	—	—	—	
448140	Family clothing stores .....	163	352	1 750	10	4	2	1	3	—	—	—	—	—	
451	Sporting goods, hobby, book & music stores .....	138	436	2 209	46	35	8	3	—	—	—	—	—	—	
452	General merchandise stores .....	719	2 389	11 197	12	3	1	—	3	2	3	—	—	—	
4521	Department stores .....	(F)	(D)	(D)	5	—	—	—	—	2	3	—	—	—	
45211	Department stores .....	(F)	(D)	(D)	5	—	—	—	—	2	3	—	—	—	
453	Miscellaneous store retailers .....	413	1 326	6 490	81	57	15	8	—	—	1	—	—	—	
4532	Office supplies, stationery & gift stores .....	(E)	(D)	(D)	40	27	7	5	—	—	1	—	—	—	
45322	Gift, novelty & souvenir stores .....	253	807	3 987	38	27	5	5	—	—	1	—	—	—	
453220	Gift, novelty & souvenir stores .....	253	807	3 987	38	27	5	5	—	—	1	—	—	—	
454	Nonstore retailers .....	483	2 159	9 948	30	14	9	4	2	—	—	1	—	—	
4541	Electronic shopping & mail-order houses .....	(E)	(D)	(D)	4	2	1	—	—	—	—	1	—	—	
45411	Electronic shopping & mail-order houses .....	(E)	(D)	(D)	4	2	1	—	—	—	—	1	—	—	
4543	Direct selling establishments .....	(C)	(D)	(D)	25	11	8	4	2	—	—	—	—	—	
45431	Fuel dealers .....	168	1 133	4 772	20	7	7	4	2	—	—	—	—	—	
454311	Heating oil dealers .....	144	940	3 976	15	5	4	4	2	—	—	—	—	—	
<b>48-49</b>	<b>Transportation &amp; warehousing</b> .....	<b>487</b>	<b>2 270</b>	<b>9 714</b>	<b>74</b>	<b>60</b>	<b>4</b>	<b>6</b>	<b>2</b>	<b>1</b>	<b>1</b>	—	—	—	
485	Transit & ground passenger transportation .....	265	643	2 535	12	9	—	—	1	1	1	—	—	—	
4854	School & employee bus transportation .....	(E)	(D)	(D)	8	5	—	—	1	1	1	—	—	—	
48541	School & employee bus transportation .....	(E)	(D)	(D)	8	5	—	—	1	1	1	—	—	—	
<b>51</b>	<b>Information</b> .....	<b>507</b>	<b>3 708</b>	<b>15 232</b>	<b>43</b>	<b>19</b>	<b>13</b>	<b>5</b>	<b>3</b>	<b>3</b>	—	—	—	—	
511	Publishing industries .....	254	1 842	7 035	15	8	3	—	2	2	—	—	—	—	
5111	Newspaper, periodical, book, database publishers .....	209	1 209	5 003	10	5	2	—	1	2	—	—	—	—	
51111	Newspaper publishers .....	197	1 018	4 597	6	3	—	—	1	2	—	—	—	—	
511110	Newspaper publishers .....	197	1 018	4 597	6	3	—	—	1	2	—	—	—	—	
513	Broadcasting & telecommunications .....	122	1 289	5 368	11	4	4	2	—	1	—	—	—	—	

Note: Employment-size classes are indicated as follows: A—0 to 19; B—20 to 99; C—100 to 249; E—250 to 499; F—500 to 999; G—1,000 to 2,499; H—2,500 to 4,999; I—5,000 to 9,999; J—10,000 to 24,999; K—25,000 to 49,999; L—50,000 to 99,999; M—100,000 or more.

**Table 6. Counties—Employees, Payroll, and Establishments by Industry: 1999—Con.**

[Excludes most government employees, railroad employees, and self-employed persons. Size class 1 to 4 includes establishments with payroll, but no employees, during mid-March pay period. (D) denotes figures withheld to avoid disclosing data for individual companies; the data are included in broader industry totals. Detailed industries with 100 or more employees are shown if industry was not a (D). For explanation of terms, abbreviations, and data reliability/comparability, see introductory text]

NAICS code	Industry	Number of employees for week including March 12	Payroll (\$1,000)		Total number of establishments	Number of establishments by employment-size class									
			First quarter	Annual		1 to 4	5 to 9	10 to 19	20 to 49	50 to 99	100 to 249	250 to 499	500 to 999	1,000 or more	
<b>WASHINGTON—Con.</b>															
<b>52</b>	<b>Finance &amp; insurance</b> .....	<b>1 022</b>	<b>11 184</b>	<b>39 845</b>	<b>116</b>	<b>59</b>	<b>29</b>	<b>20</b>	<b>6</b>	—	<b>2</b>	—	—	—	
522	Credit intermediation & related activities .....	639	6 427	22 678	51	15	15	16	4	—	1	—	—	—	
5221	Depository credit intermediation .....	599	6 134	21 302	39	6	13	15	4	—	1	—	—	—	
52211	Commercial banking .....	(E)	(D)	(D)	27	3	9	11	3	—	1	—	—	—	
524	Insurance carriers & related activities .....	(E)	(D)	(D)	44	24	13	4	2	—	1	—	—	—	
5242	Agencies & other insurance related activities ...	(E)	(D)	(D)	34	18	10	3	2	—	1	—	—	—	
52421	Insurance agencies & brokerages .....	192	1 520	6 897	29	14	10	3	2	—	—	—	—	—	
524210	Insurance agencies & brokerages .....	192	1 520	6 897	29	14	10	3	2	—	—	—	—	—	
52429	Other insurance related activities .....	(C)	(D)	(D)	5	4	—	—	—	—	1	—	—	—	
<b>53</b>	<b>Real estate &amp; rental &amp; leasing</b> .....	<b>264</b>	<b>1 427</b>	<b>7 711</b>	<b>118</b>	<b>104</b>	<b>11</b>	<b>3</b>	—	—	—	—	—	—	
531	Real estate .....	181	1 167	6 174	97	90	7	—	—	—	—	—	—	—	
<b>54</b>	<b>Professional, scientific &amp; technical services</b> .....	<b>2 226</b>	<b>12 894</b>	<b>59 351</b>	<b>286</b>	<b>223</b>	<b>42</b>	<b>14</b>	<b>5</b>	<b>1</b>	—	—	—	<b>1</b>	
541	Professional, scientific & technical services .....	2 226	12 894	59 351	286	223	42	14	5	1	—	—	—	1	
5411	Legal services .....	152	852	3 854	58	46	12	—	—	—	—	—	—	—	
54111	Offices of lawyers .....	(C)	(D)	(D)	57	45	12	—	—	—	—	—	—	—	
5412	Accounting, tax prep, bookkeep, payroll services .....	1 384	6 537	29 887	41	28	8	1	3	—	—	—	—	1	
54121	Accounting, tax prep, bookkeep, payroll services .....	1 384	6 537	29 887	41	28	8	1	3	—	—	—	—	1	
541214	Payroll services .....	1 247	5 603	26 121	3	—	1	—	1	—	—	—	—	1	
5413	Architectural, engineering & related services ...	276	2 102	9 729	59	43	10	5	—	1	—	—	—	—	
54133	Engineering services .....	209	1 696	7 724	34	23	7	3	—	1	—	—	—	—	
541330	Engineering services .....	209	1 696	7 724	34	23	7	3	—	1	—	—	—	—	
5415	Computer systems design & related services ...	141	1 523	7 211	33	24	6	2	1	—	—	—	—	—	
54151	Computer systems design & related services .	141	1 523	7 211	33	24	6	2	1	—	—	—	—	—	
5419	Oth professional, scientific, technical services ..	119	544	2 649	27	20	4	2	1	—	—	—	—	—	
54194	Veterinary services .....	102	451	2 210	14	7	4	2	1	—	—	—	—	—	
541940	Veterinary services .....	102	451	2 210	14	7	4	2	1	—	—	—	—	—	
<b>55</b>	<b>Management of companies &amp; enterprises</b> ..	<b>305</b>	<b>4 477</b>	<b>18 295</b>	<b>7</b>	<b>1</b>	<b>1</b>	<b>2</b>	<b>2</b>	—	<b>1</b>	—	—	—	
551	Management of companies & enterprises .....	305	4 477	18 295	7	1	1	2	2	—	1	—	—	—	
5511	Management of companies & enterprises .....	305	4 477	18 295	7	1	1	2	2	—	1	—	—	—	
55111	Management of companies & enterprises ...	305	4 477	18 295	7	1	1	2	2	—	1	—	—	—	
<b>56</b>	<b>Admin, support, waste mgt, remediation services</b> .....	<b>853</b>	<b>4 976</b>	<b>24 984</b>	<b>202</b>	<b>150</b>	<b>33</b>	<b>11</b>	<b>5</b>	<b>3</b>	—	—	—	—	
561	Administrative & support services .....	742	4 353	23 142	186	138	31	10	5	2	—	—	—	—	
5611	Office administrative services .....	145	1 587	7 927	11	5	3	1	1	1	—	—	—	—	
56111	Office administrative services .....	145	1 587	7 927	11	5	3	1	1	1	—	—	—	—	
561110	Office administrative services .....	145	1 587	7 927	11	5	3	1	1	1	—	—	—	—	
5613	Employment services .....	154	984	4 148	6	1	1	—	3	1	—	—	—	—	
56132	Temporary help services .....	(C)	(D)	(D)	5	1	1	—	2	1	—	—	—	—	
5617	Services to buildings & dwellings .....	259	969	7 189	121	97	20	4	—	—	—	—	—	—	
56173	Landscaping services .....	190	775	6 022	85	67	15	3	—	—	—	—	—	—	
561730	Landscaping services .....	190	775	6 022	85	67	15	3	—	—	—	—	—	—	
562	Waste management & remediation services .....	111	623	1 842	16	12	2	1	—	1	—	—	—	—	
<b>61</b>	<b>Educational services</b> .....	<b>319</b>	<b>1 257</b>	<b>5 516</b>	<b>36</b>	<b>23</b>	<b>6</b>	<b>2</b>	<b>4</b>	<b>1</b>	—	—	—	—	
611	Educational services .....	319	1 257	5 516	36	23	6	2	4	1	—	—	—	—	
6111	Elementary & secondary schools .....	(C)	(D)	(D)	7	3	1	—	3	—	—	—	—	—	
61111	Elementary & secondary schools .....	(C)	(D)	(D)	7	3	1	—	3	—	—	—	—	—	
6116	Other schools & instruction .....	142	430	2 116	21	15	3	2	—	1	—	—	—	—	
<b>62</b>	<b>Health care and social assistance</b> .....	<b>5 867</b>	<b>33 289</b>	<b>148 022</b>	<b>315</b>	<b>133</b>	<b>65</b>	<b>57</b>	<b>37</b>	<b>15</b>	<b>6</b>	—	<b>2</b>	—	
621	Ambulatory health care services .....	2 011	13 334	61 685	212	108	53	29	16	4	2	—	—	—	
6211	Offices of physicians .....	633	6 072	27 154	95	51	23	14	7	—	—	—	—	—	
62111	Offices of physicians .....	633	6 072	27 154	95	51	23	14	7	—	—	—	—	—	
6212	Offices of dentists .....	308	1 786	9 631	44	17	20	6	1	—	—	—	—	—	
62121	Offices of dentists .....	308	1 786	9 631	44	17	20	6	1	—	—	—	—	—	
621210	Offices of dentists .....	308	1 786	9 631	44	17	20	6	1	—	—	—	—	—	
6213	Offices of other health practitioners .....	120	739	3 810	37	31	4	2	—	—	—	—	—	—	
6214	Outpatient care centers .....	434	2 458	11 111	15	2	2	4	5	1	1	—	—	—	
62142	Outpatient mental health, substance abuse ctrs .....	173	1 021	4 708	7	—	—	3	4	—	—	—	—	—	
621420	Outpatient mental health, substance abuse ctrs .....	173	1 021	4 708	7	—	—	3	4	—	—	—	—	—	
62149	Other outpatient care centers .....	261	1 437	6 403	8	2	2	1	1	1	1	—	—	—	
621498	All other outpatient care centers .....	204	943	4 155	4	1	1	—	—	1	1	—	—	—	
6216	Home health care services .....	(E)	(D)	(D)	9	4	—	—	2	2	1	—	—	—	
62161	Home health care services .....	(E)	(D)	(D)	9	4	—	—	2	2	1	—	—	—	
622	Hospitals .....	(G)	(D)	(D)	2	—	—	—	—	—	—	—	2	—	
6221	General medical & surgical hospitals .....	(G)	(D)	(D)	2	—	—	—	—	—	—	—	2	—	
62211	General medical & surgical hospitals .....	(G)	(D)	(D)	2	—	—	—	—	—	—	—	2	—	

Note: Employment-size classes are indicated as follows: A—0 to 19; B—20 to 99; C—100 to 249; E—250 to 499; F—500 to 999; G—1,000 to 2,499; H—2,500 to 4,999; I—5,000 to 9,999; J—10,000 to 24,999; K—25,000 to 49,999; L—50,000 to 99,999; M—100,000 or more.

**Table 6. Counties—Employees, Payroll, and Establishments by Industry: 1999—Con.**

[Excludes most government employees, railroad employees, and self-employed persons. Size class 1 to 4 includes establishments with payroll, but no employees, during mid-March pay period. (D) denotes figures withheld to avoid disclosing data for individual companies; the data are included in broader industry totals. Detailed industries with 100 or more employees are shown if industry was not a (D). For explanation of terms, abbreviations, and data reliability/comparability, see introductory text]

NAICS code	Industry	Number of employees for week including March 12	Payroll (\$1,000)		Total number of establishments	Number of establishments by employment-size class										
			First quarter	Annual		1 to 4	5 to 9	10 to 19	20 to 49	50 to 99	100 to 249	250 to 499	500 to 999	1,000 or more		
<b>62</b>	<b>WASHINGTON—Con.</b>															
	<b>Health care and social assistance—Con.</b>															
623	Nursing & residential care facilities . . . . .	1 599	6 818	29 305	44	4	3	14	10	10	3	—	—	—	—	—
6231	Nursing care facilities . . . . .	979	4 304	18 995	12	—	—	—	1	8	3	—	—	—	—	—
62311	Nursing care facilities . . . . .	979	4 304	18 995	12	—	—	—	1	8	3	—	—	—	—	—
623110	Nursing care facilities . . . . .	979	4 304	18 995	12	—	—	—	1	8	3	—	—	—	—	—
6232	Residential mental retardation, health facil . . . . .	385	1 488	6 201	22	1	3	11	7	—	—	—	—	—	—	—
62321	Residential mental retardation facilities . . . . .	306	1 079	4 470	18	1	3	8	6	—	—	—	—	—	—	—
623210	Residential mental retardation facilities . . . . .	306	1 079	4 470	18	1	3	8	6	—	—	—	—	—	—	—
6233	Community care facilities for the elderly . . . . .	124	399	1 748	6	3	—	1	1	1	—	—	—	—	—	—
62331	Community care facilities for the elderly . . . . .	124	399	1 748	6	3	—	1	1	1	—	—	—	—	—	—
6239	Other residential care facilities . . . . .	111	627	2 361	4	—	—	2	1	1	—	—	—	—	—	—
62399	Other residential care facilities . . . . .	111	627	2 361	4	—	—	2	1	1	—	—	—	—	—	—
623990	Other residential care facilities . . . . .	111	627	2 361	4	—	—	2	1	1	—	—	—	—	—	—
624	Social assistance . . . . .	(F)	(D)	(D)	57	21	9	14	11	1	1	—	—	—	—	—
6241	Individual & family services . . . . .	(E)	(D)	(D)	21	9	—	5	5	1	1	—	—	—	—	—
62412	Services for elderly & disabled persons . . . . .	275	965	3 962	13	4	—	4	4	1	—	—	—	—	—	—
624120	Services for elderly & disabled persons . . . . .	275	965	3 962	13	4	—	4	4	1	—	—	—	—	—	—
62419	Other individual & family services . . . . .	(C)	(D)	(D)	6	4	—	1	—	—	1	—	—	—	—	—
6244	Child day care services . . . . .	(E)	(D)	(D)	30	12	7	7	4	—	—	—	—	—	—	—
62441	Child day care services . . . . .	(E)	(D)	(D)	30	12	7	7	4	—	—	—	—	—	—	—
<b>71</b>	<b>Arts, entertainment &amp; recreation . . . . .</b>	<b>613</b>	<b>2 373</b>	<b>14 146</b>	<b>91</b>	<b>58</b>	<b>14</b>	<b>14</b>	<b>3</b>	<b>1</b>	<b>1</b>	—	—	—	—	—
713	Amusement, gambling & recreation industries . . . . .	585	2 242	13 503	74	43	12	14	3	1	1	—	—	—	—	—
7139	Other amusement & recreation industries . . . . .	(F)	(D)	(D)	71	41	12	13	3	1	1	—	—	—	—	—
71391	Golf courses & country clubs . . . . .	255	699	5 111	16	6	4	3	2	—	1	—	—	—	—	—
713910	Golf courses & country clubs . . . . .	255	699	5 111	16	6	4	3	2	—	1	—	—	—	—	—
<b>72</b>	<b>Accommodation &amp; food services . . . . .</b>	<b>4 263</b>	<b>9 695</b>	<b>58 848</b>	<b>435</b>	<b>221</b>	<b>67</b>	<b>74</b>	<b>65</b>	<b>6</b>	<b>2</b>	—	—	—	—	—
721	Accommodation . . . . .	(E)	(D)	(D)	90	69	10	5	4	2	—	—	—	—	—	—
7211	Traveler accommodation . . . . .	(E)	(D)	(D)	58	44	5	4	3	2	—	—	—	—	—	—
72111	Hotels (exc casino hotels) & motels . . . . .	(C)	(D)	(D)	42	31	5	3	2	1	—	—	—	—	—	—
72119	Other traveler accommodation . . . . .	(C)	(D)	(D)	16	13	—	1	1	1	—	—	—	—	—	—
722	Food services & drinking places . . . . .	(H)	(D)	(D)	345	152	57	69	61	4	2	—	—	—	—	—
7221	Full-service restaurants . . . . .	1 872	4 051	25 375	155	67	22	31	32	2	1	—	—	—	—	—
72211	Full-service restaurants . . . . .	1 872	4 051	25 375	155	67	22	31	32	2	1	—	—	—	—	—
722110	Full-service restaurants . . . . .	1 872	4 051	25 375	155	67	22	31	32	2	1	—	—	—	—	—
7222	Limited-service eating places . . . . .	1 475	3 174	16 371	145	60	25	33	26	1	—	—	—	—	—	—
72221	Limited-service eating places . . . . .	1 475	3 174	16 371	145	60	25	33	26	1	—	—	—	—	—	—
722211	Limited-service restaurants . . . . .	1 152	2 423	12 473	108	41	20	26	20	1	—	—	—	—	—	—
7223	Special food services . . . . .	(C)	(D)	(D)	19	8	4	4	3	—	—	—	—	—	—	—
72231	Food service contractors . . . . .	175	361	1 505	9	1	1	4	3	—	—	—	—	—	—	—
722310	Food service contractors . . . . .	175	361	1 505	9	1	1	4	3	—	—	—	—	—	—	—
7224	Drinking places (alcoholic beverages) . . . . .	235	613	3 088	26	17	6	1	—	1	1	—	—	—	—	—
72241	Drinking places (alcoholic beverages) . . . . .	235	613	3 088	26	17	6	1	—	1	1	—	—	—	—	—
722410	Drinking places (alcoholic beverages) . . . . .	235	613	3 088	26	17	6	1	—	1	1	—	—	—	—	—
<b>81</b>	<b>Other services (except public administration) . . . . .</b>	<b>1 721</b>	<b>6 461</b>	<b>29 451</b>	<b>348</b>	<b>233</b>	<b>79</b>	<b>27</b>	<b>6</b>	<b>1</b>	<b>2</b>	—	—	—	—	—
811	Repair & maintenance . . . . .	446	2 524	11 404	116	84	24	6	2	—	—	—	—	—	—	—
8111	Automotive repair & maintenance . . . . .	243	1 239	5 649	72	51	16	5	—	—	—	—	—	—	—	—
81111	Automotive mechanical & electrical R&M . . . . .	126	694	3 222	44	33	10	1	—	—	—	—	—	—	—	—
812	Personal & laundry services . . . . .	490	1 658	7 921	118	81	26	9	2	—	—	—	—	—	—	—
8121	Personal care services . . . . .	269	827	3 873	66	46	14	5	1	—	—	—	—	—	—	—
81211	Hair, nail & skin care services . . . . .	(E)	(D)	(D)	64	45	13	5	1	—	—	—	—	—	—	—
812112	Beauty salons . . . . .	253	791	3 697	58	39	13	5	1	—	—	—	—	—	—	—
8123	Drycleaning & laundry services . . . . .	109	316	1 547	16	8	4	3	1	—	—	—	—	—	—	—
813	Religious, grantmaking, civic, prof & like organizations . . . . .	785	2 279	10 126	114	68	29	12	2	1	2	—	—	—	—	—
8131	Religious organizations . . . . .	323	1 062	4 488	61	32	19	9	1	—	—	—	—	—	—	—
81311	Religious organizations . . . . .	323	1 062	4 488	61	32	19	9	1	—	—	—	—	—	—	—
813110	Religious organizations . . . . .	323	1 062	4 488	61	32	19	9	1	—	—	—	—	—	—	—
8134	Civic & social organizations . . . . .	303	524	2 524	21	12	4	2	1	—	2	—	—	—	—	—
81341	Civic & social organizations . . . . .	303	524	2 524	21	12	4	2	1	—	2	—	—	—	—	—
813410	Civic & social organizations . . . . .	303	524	2 524	21	12	4	2	1	—	2	—	—	—	—	—
<b>95</b>	<b>Auxiliaries (exc corporate, subsidiary &amp; regional mgt) . . . . .</b>	<b>(C)</b>	<b>(D)</b>	<b>(D)</b>	<b>5</b>	<b>1</b>	<b>1</b>	<b>—</b>	<b>2</b>	<b>1</b>	<b>—</b>	<b>—</b>	<b>—</b>	<b>—</b>	<b>—</b>	<b>—</b>
<b>99</b>	<b>Unclassified establishments . . . . .</b>	<b>(B)</b>	<b>(D)</b>	<b>(D)</b>	<b>43</b>	<b>42</b>	<b>—</b>	<b>1</b>	<b>—</b>	<b>—</b>	<b>—</b>	<b>—</b>	<b>—</b>	<b>—</b>	<b>—</b>	<b>—</b>

Note: Employment-size classes are indicated as follows: A—0 to 19; B—20 to 99; C—100 to 249; E—250 to 499; F—500 to 999; G—1,000 to 2,499; H—2,500 to 4,999; I—5,000 to 9,999; J—10,000 to 24,999; K—25,000 to 49,999; L—50,000 to 99,999; M—100,000 or more.

## **Description of Publications Issued in Previous Years**

### **1974 through 1997**

Data are provided for mid-March employment, first-quarter and annual payrolls, and establishments, by industry, for each county in the state and, in a separate report, for the United States. Data are included for every industry having a significant number of employees or establishments. Refer to General Explanation for a description of the types of employment covered.

### **1964 through 1973**

Data are provided for first-quarter reporting units, employment, and taxable payrolls for each county and metropolitan area in the state and, in a separate report, for the United States. Data are included for every industry having a significant number of employees or reporting units.

### **1959 and 1962**

Data are provided for first-quarter reporting units, employment, and taxable payrolls for each county in the state and, in a separate report, for the United States. Data are included for every industry having a significant number of employees or reporting units. Data are combined for some counties in eight states.

### **1956**

Data are provided for first-quarter reporting units, employment, and taxable payrolls for each county in the state and, in a separate report, for the United States. Data are included for SIC economic divisions, major groups, and selected three-digit SICs. Data are combined for some counties in eight states.

### **1949 and 1950**

Data are provided for first-quarter manufacturing establishments, employment, and taxable payrolls for each large county in the state and, in a separate report, for the United States. Data are included for manufacturing major industry groups and selected three-digit SICs. Manufacturing totals are included for small counties. Data are combined for some counties in eight states.

### **1947, 1948, 1951, and 1953**

Data are provided for first-quarter reporting units, employment, and taxable payrolls for each large county in the state and, in a separate report, for the United States. Data are included for SIC economic divisions, major groups, and selected three-digit SICs. Economic division totals are included for small counties. Data are combined for some counties in eight states.

### **1946**

Data are provided for first-quarter reporting units, employment, and taxable payrolls for each large county in the state and, in a separate report, for the United States. Data are included for SIC economic divisions and major groups. Economic division totals are included for small counties. Data are combined for some counties in eight states.

### **Availability**

The most recent edition of County Business Patterns can be examined on the Internet at [www.census.gov](http://www.census.gov). Editions prior to 1993 are available in depository libraries for Federal publications, which are conveniently located in all areas of the country.

For information on the coverage of individual series, write to Chief, Economic Planning and Coordination Division, U.S. Census Bureau, Washington, DC 20233.