

FY13 PRESIDENT'S BUDGET



FORCE STRUCTURE ANNOUNCEMENT



**AMERICA'S AIR FORCE:
GLOBAL VIGILANCE, REACH & POWER**

U.S. AIR FORCE



FY13 Force Structure Announcement Overview

This Force Structure Announcement (FSA) addresses Air Force Fiscal Year 2013 (FY13) force structure and Total Force manpower (civilian and military) adjustments supported by the FY13 President's Budget (PB). This document provides a summary of the changes that will occur in FY13 as well as planned aircraft adjustments across the Future Years Defense Program (FY14-17). FY positions are as of fourth quarter.

Manpower numbers capture both Unit Manpower Document (UMD) changes programmed in the FY13 PB and impacts from prior year programmatic actions. Totals are given for FY11 and FY13 with the FY12 and FY13 changes noted.

Manpower accounting includes:

- **Regular Air Force Military and Civilians (full-time)**
- **Air Force Reserve Command Drill (part-time), Active Guard and Reserve (AGR) (full-time), and Air Reserve Technicians (ART) and Civilians (full-time)**
- **Air National Guard Drill (part-time), AGR (full-time), and Technicians and Civilians (full-time)**

Manpower shown on the State Summary slides reflect all manpower authorized within the state (includes "major" and "minor" installations as well as recruiting stations, support sites, etc.)

Aircraft numbers are given as Total Aircraft Inventory (TAI) for FY12 with FY13 changes noted. Planned aircraft adjustments for FY14-17 are shown in the notes on the individual installation pages.



U.S. AIR FORCE

FY13 Force Structure Announcement Overview

This FSA will also highlight aircraft retirements that were in prior President's Budgets but will actually retire in FY13.

Installations shown on individual pages were chosen based on their status as major, minor, or other.

- **A major installation is operated by an Air Force Wing or larger organization and has real property accountability for all real estate and facilities.**
- **A minor installation is operated by at least an Air Force Squadron sized organization but does not satisfy the criteria for a major installation for reasons such as it is located on a civil airfield.**
- **“Other” installations in the FSA belong to non-AF entities and have significant AF personnel or force structure assigned to them (e.g., Fort Rucker, Moffett).**

State Summary pages show Congressional district boundaries. The Member of Congress associated with an installation is automatically plotted based on the geographic center of the installation or the location of the runway. It is understood some installations span multiple Congressional districts.



U.S. AIR FORCE

FY13 Force Structure Announcement Abbreviations

AAF – Army Airfield

AFB – Air Force Base

AFS – Air Force Station

AGR - Active Guard and Reserve

AGS – Air Guard Station

ANGB – Air National Guard Base

AP – Airport

ARB – Air Reserve Base

ARS – Air Reserve Station

ART – Air Reserve Technician (Tech)

CONUS – Continental United States

GU – Guam

IAP – International Airport

JAB – Joint Airbase

JB – Joint Base

JRB – Joint Reserve Base

MDS – Mission Design Series

NAFW – Naval Air Facility Washington

NAS – Naval Air Station

PR – Puerto Rico

RAP – Regional Airport

RSO – Remote Split Operations

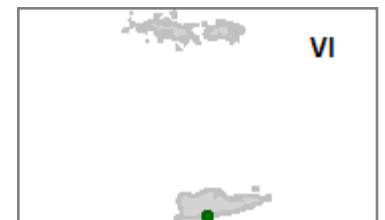
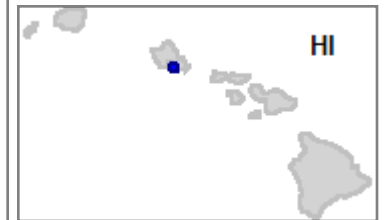
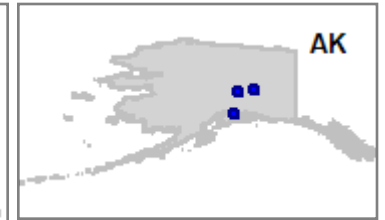
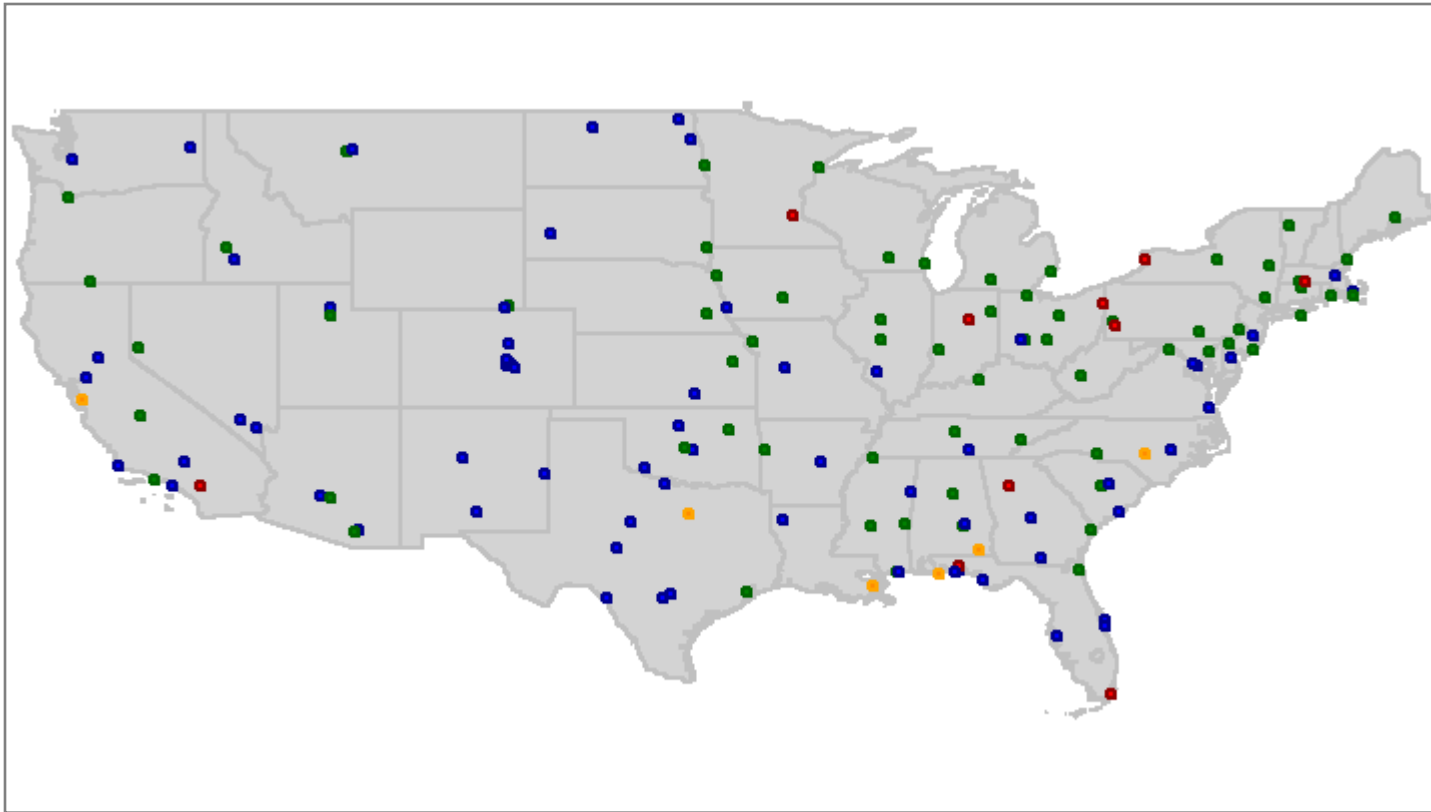
VI – Virgin Islands



U.S. AIR FORCE

FY13 Force Structure Announcement

U.S. Installations



U.S. Based Installations	
Active :	66
Reserve :	10
Guard :	67
Other :	6
Total :	149

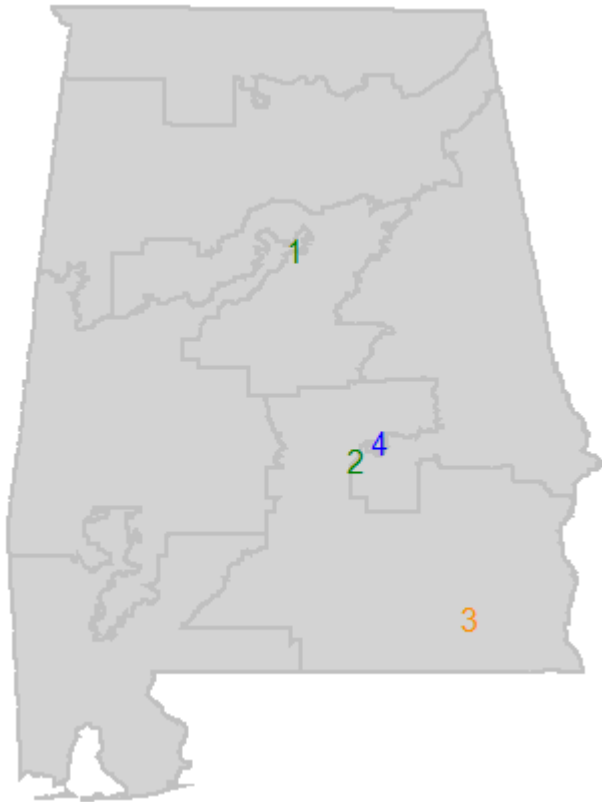
6 March 2012

Legend: ● Active ● Reserve ● Guard ● Other



U.S. AIR FORCE

Alabama



Senators	
Richard C. Shelby	Jeff Sessions

Map	Base	District	Representative
1	Birmingham AGS	07	Terri A. Sewell
2	Dannelly Field AGS	02	Martha Roby
3	Ft Rucker	02	Martha Roby
4	Maxwell-Gunter AFB	02	Martha Roby

Manpower	Active		Reserve			Guard		
	Mil	Civ	Drill	AGR	ART/Civ	Drill	AGR	Tech/Civ
FY11 Totals	2,579	2,027	1,079	22	175	2,194	218	491
FY12 Change	-89	-82	-2	0	+3	0	0	+5
FY13 Change	+14	-37	+2	0	+1	-106	0	0
FY13 Totals	2,504	1,908	1,079	22	179	2,088	218	496

6 March 2012

Note: All authorized manpower within the state is shown on this summary page, i.e. manpower at support sites, recruiting stations, etc., is included

Legend: ● Active ● Reserve ● Guard ● Other



U.S. AIR FORCE

Birmingham AGS



Manpower	Active		Reserve			Guard		
	Mil	Civ	Drill	AGR	ART/Civ	Drill	AGR	Tech/Civ
FY11 Totals	145	1	0	1	0	845	87	196
FY12 Change	0	0	0	0	0	0	0	+5
FY13 Change	0	0	0	0	0	-2	0	0
FY13 Totals	145	1	0	1	0	843	87	201

Notes :

Active Association with ANG KC-135

MDS	KC-135R/T
	Guard
FY12 Totals	9
FY13 Change	0



U.S. AIR FORCE

Dannelly Field AGS



Manpower	Active		Reserve			Guard		
	Mil	Civ	Drill	AGR	ART/Civ	Drill	AGR	Tech/Civ
FY11 Totals	0	0	0	0	0	1,000	88	237
FY12 Change	+24	0	0	0	0	0	0	0
FY13 Change	+28	0	0	0	0	-104	0	0
FY13 Totals	52	0	0	0	0	896	88	237

Notes :

1 RC-26 planned to retire in FY15
Active Association with ANG F-16

MDS	F-16C/D	RC-26B
	Guard	Guard
FY12 Totals	23	1
FY13 Change	0	0



Manpower	Active		Reserve			Guard		
	Mil	Civ	Drill	AGR	ART/Civ	Drill	AGR	Tech/Civ
FY11 Totals	44	26	0	0	0	0	0	0
FY12 Change	-1	-2	0	0	0	0	0	0
FY13 Change	0	0	0	0	0	0	0	0
FY13 Totals	43	24	0	0	0	0	0	0

Notes :

MDS	TH-1H Active
FY12 Totals	24
FY13 Change	+4



* Maxwell-Gunter AFB

Manpower	Active		Reserve			Guard		
	Mil	Civ	Drill	AGR	ART/Civ	Drill	AGR	Tech/Civ
FY11 Totals	2,276	1,995	1,079	17	175	0	24	1
FY12 Change	-111	-80	-2	0	+3	0	0	0
FY13 Change	-14	-37	+2	0	+1	0	0	0
FY13 Totals	2,151	1,878	1,079	17	179	0	24	1

Notes :

7 AFRC C-130H planned to retire in FY14

MDS	C-130H
	Reserve
FY12 Totals	7
FY13 Change	0



U.S. AIR FORCE

Alaska



Senators			
Lisa Murkowski		Mark Begich	
Map	Base	District	Representative
1	Clear AFS	01	Don Young
2	Eielson AFB	01	Don Young
3	JB Elmendorf-Richardson	01	Don Young

Manpower	Active		Reserve			Guard		
	Mil	Civ	Drill	AGR	ART/Civ	Drill	AGR	Tech/Civ
FY11 Totals	7,697	2,423	429	7	148	1,604	646	385
FY12 Change	+48	-240	0	0	+8	0	0	0
FY13 Change	-336	-31	+9	0	+3	-2	0	0
FY13 Totals	7,409	2,152	438	7	159	1,602	646	385

6 March 2012

Note: All authorized manpower within the state is shown on this summary page, i.e. manpower at support sites, recruiting stations, etc., is included

Legend: ● Active ● Reserve ● Guard ● Other



Manpower	Active		Reserve			Guard		
	Mil	Civ	Drill	AGR	ART/Civ	Drill	AGR	Tech/Civ
FY11 Totals	8	60	0	0	0	8	99	1
FY12 Change	0	0	0	0	0	0	0	0
FY13 Change	0	0	0	0	0	0	0	0
FY13 Totals	8	60	0	0	0	8	99	1

Notes :

ANG Classic Association with PAVE PAWS radar



Manpower	Active		Reserve			Guard		
	Mil	Civ	Drill	AGR	ART/Civ	Drill	AGR	Tech/Civ
FY11 Totals	1,923	446	0	0	0	455	131	126
FY12 Change	-6	-22	0	0	0	0	0	0
FY13 Change	-621	-19	0	0	0	0	0	0
FY13 Totals	1,296	405	0	0	0	455	131	126

Notes :

F-16 Aggressor Squadron transfers to JB Elmendorf-Richardson

MDS	KC-135R/T	F-16C/D
	Guard	Active
FY12 Totals	9	19
FY13 Change	0	-19



U.S. AIR FORCE

JB Elmendorf-Richardson



* JB Elmendorf-Richardson

Manpower	Active		Reserve			Guard		
	Mil	Civ	Drill	AGR	ART/Civ	Drill	AGR	Tech/Civ
FY11 Totals	5,704	1,915	429	7	148	1,141	416	258
FY12 Change	+55	-218	0	0	+8	0	0	0
FY13 Change	+284	-12	+9	0	+3	-2	0	0
FY13 Totals	6,043	1,685	438	7	159	1,139	416	258

Notes :

Active Association with ANG C-130 ends

F-22 AFRC Classic Association

C-17 ANG Classic Association

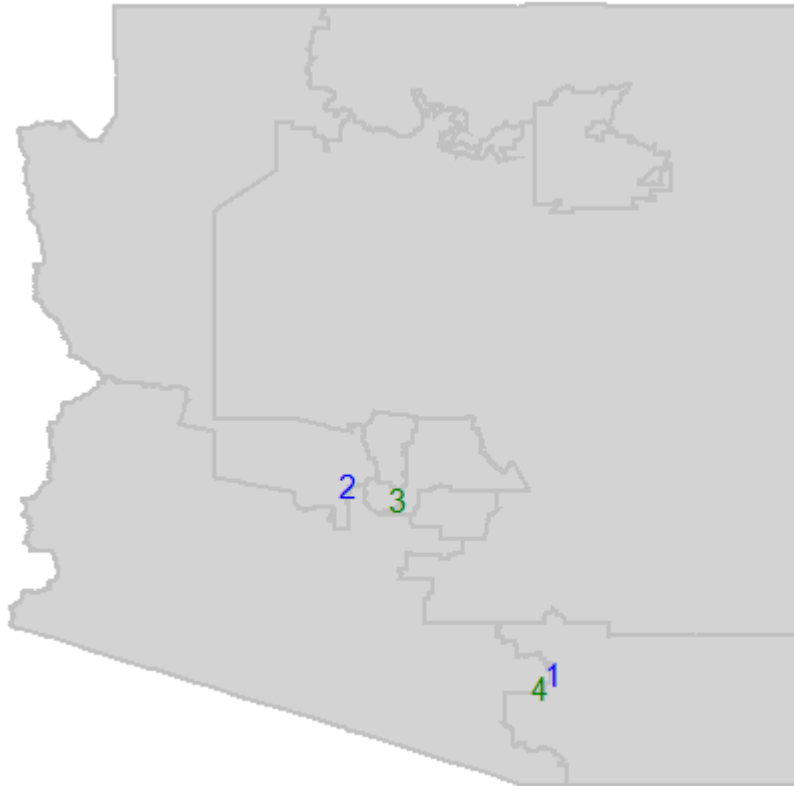
MDS	C-17A	F-16C/D	C-130H	HH-60G	F-22A	HC-130N
	Active	Active	Guard	Guard	Active	Guard
FY12 Totals	8	0	12	6	47	4
FY13 Change	0	+19	-4	0	0	0

MDS	C-12	E-3
	Active	Active
FY12 Totals	2	2
FY13 Change	0	0



U.S. AIR FORCE

Arizona



Senators	
John McCain	Jon Kyl

Map	Base	District	Representative
1	Davis-Monthan AFB	08	VACANT until 12 June 2012
2	Luke AFB	02	Trent Franks
3	Sky Harbor AGS	04	Ed Pastor
4	Tucson AGS	07	Raul M. Grijalva

Manpower	Active		Reserve			Guard		
	Mil	Civ	Drill	AGR	ART/Civ	Drill	AGR	Tech/Civ
FY11 Totals	9,812	2,051	1,192	110	227	2,054	436	931
FY12 Change	-50	-88	+1	0	+4	0	0	+5
FY13 Change	-367	-30	+1	0	+2	+59	-58	-146
FY13 Totals	9,395	1,933	1,194	110	233	2,113	378	790

6 March 2012

Note: All authorized manpower within the state is shown on this summary page, i.e. manpower at support sites, recruiting stations, etc., is included

Legend: ● Active ● Reserve ● Guard ● Other



U.S. AIR FORCE

Davis-Monthan AFB



* Davis-Monthan AFB

Manpower	Active		Reserve			Guard		
	Mil	Civ	Drill	AGR	ART/Civ	Drill	AGR	Tech/Civ
FY11 Totals	6,314	1,111	622	66	163	83	67	24
FY12 Change	-30	-34	0	0	+2	0	0	0
FY13 Change	-9	-13	0	0	0	+80	0	-6
FY13 Totals	6,275	1,064	622	66	165	163	67	18

Notes :

A-10 AFRC Classic Association

Security Forces Classic Association planned (FY TBD)

HC-130P aircraft retired through prior budget action

MDS	A-10C	MQ-1B	RSO Ground Station	HC-130J	HC-130P	HH-60G
	Active	Guard	Guard	Active	Active	Active
FY12 Totals	82	4	3	5	4	9
FY13 Change	0	0	0	+2	-4	0

MDS	HH-60G	EC-130H
	Reserve	Active
FY12 Totals	6	14
FY13 Change	0	0



Manpower	Active		Reserve			Guard		
	Mil	Civ	Drill	AGR	ART/Civ	Drill	AGR	Tech/Civ
FY11 Totals	3,350	901	567	32	62	0	1	0
FY12 Change	-20	-54	+1	0	+2	0	0	0
FY13 Change	-358	-17	+1	0	+2	0	0	0
FY13 Totals	2,972	830	569	32	66	0	1	0

Notes :

F-16 AFRC Classic Association

F-16 aircraft transfer to Holloman based on a prior budget action

First F-16 Squadron transfers in FY13, the second Squadron in FY14

MDS	F-16C/D
	Active
FY12 Totals	110
FY13 Change	-28



U.S. AIR FORCE


Sky Harbor AGS



Manpower	Active		Reserve			Guard		
	Mil	Civ	Drill	AGR	ART/Civ	Drill	AGR	Tech/Civ
FY11 Totals	0	0	0	0	0	720	71	202
FY12 Change	0	0	0	0	0	0	0	+5
FY13 Change	0	0	0	0	0	-29	0	-1
FY13 Totals	0	0	0	0	0	691	71	206

Notes :

MDS	KC-135R/T
	Guard
FY12 Totals	9
FY13 Change	-1



Manpower	Active		Reserve			Guard		
	Mil	Civ	Drill	AGR	ART/Civ	Drill	AGR	Tech/Civ
FY11 Totals	28	1	2	12	2	1,175	267	654
FY12 Change	0	0	0	0	0	0	0	0
FY13 Change	0	0	0	0	0	+49	-49	-100
FY13 Totals	28	1	2	12	2	1,224	218	554

Notes :

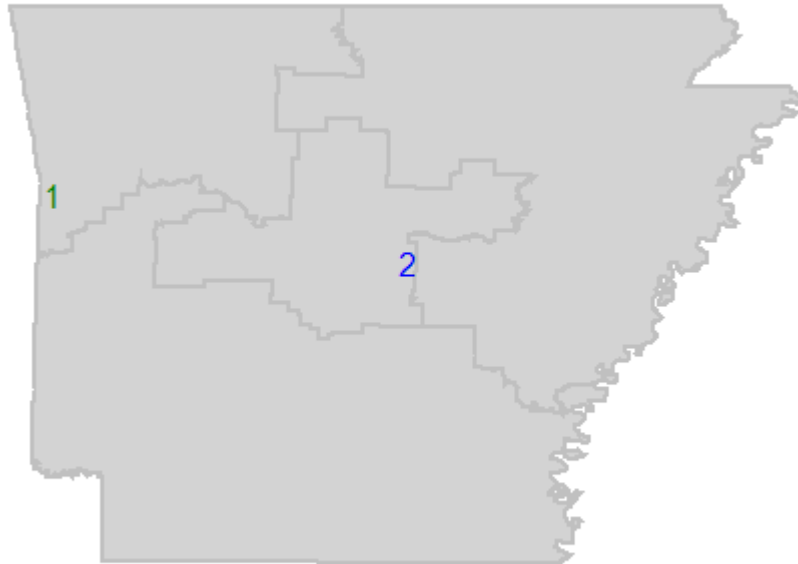
1 RC-26 planned to retire in FY15

MDS	F-16C/D	RC-26B
	Guard	Guard
FY12 Totals	65	1
FY13 Change	0	0



U.S. AIR FORCE

Arkansas



Senators	
Mark L. Pryor	John Boozman

Map	Base	District	Representative
1	Ft Smith AGS	03	Steve Womack
2	Little Rock AFB	02	Tim Griffin

Manpower	Active		Reserve			Guard		
	Mil	Civ	Drill	AGR	ART/Civ	Drill	AGR	Tech/Civ
FY11 Totals	5,201	542	228	2	57	1,656	253	450
FY12 Change	+32	-29	+28	0	0	0	0	0
FY13 Change	+370	-11	+5	0	0	-234	+62	-84
FY13 Totals	5,603	502	261	2	57	1,422	315	366

6 March 2012

Note: All authorized manpower within the state is shown on this summary page, i.e. manpower at support sites, recruiting stations, etc., is included

Legend: ● Active ● Reserve ● Guard ● Other



Manpower	Active		Reserve			Guard		
	Mil	Civ	Drill	AGR	ART/Civ	Drill	AGR	Tech/Civ
FY11 Totals	0	0	0	0	0	892	80	231
FY12 Change	0	0	0	0	0	0	0	0
FY13 Change	0	0	0	0	0	-232	+62	-94
FY13 Totals	0	0	0	0	0	660	142	137

Notes :

A-10 Squadron replaced by MQ-1/9 Remote Split Ops (RSO) Squadron

MDS	A-10C
	Guard
FY12 Totals	20
FY13 Change	-20



Manpower	Active		Reserve			Guard		
	Mil	Civ	Drill	AGR	ART/Civ	Drill	AGR	Tech/Civ
FY11 Totals	5,182	540	228	2	57	724	144	208
FY12 Change	+32	-29	+28	0	0	0	0	0
FY13 Change	+370	-11	+5	0	0	-2	0	+10
FY13 Totals	5,584	500	261	2	57	722	144	218

Notes :

2 AFRC C-130H2 planned to retire in FY17

1 ANG C-130H2 planned to retire in FY17

14 AD C-130H1 planned to replace C-130H3 in FY16-17

C-130H1 aircraft retired through a prior budget action

MDS	C-130J	C-130H	C-130H	C-130H
	Active	Active	Guard	Reserve
FY12 Totals	26	40	9	10
FY13 Change	+5	-4	0	0



U.S. AIR FORCE

California



Senators			
Dianne Feinstein		Barbara Boxer	
Map	Base	District	Representative
1	Beale AFB	02	Wally Herger
2	Channel Islands AGS	24	Elton Gallegly
3	Edwards AFB	22	Kevin McCarthy
4	Fresno AGS	21	Devin Nunes
5	Los Angeles AFB	36	Janice Hahn
6	March JRAB	44	Ken Calvert
7	Moffett Federal Airfield	14	Anna G. Eshoo
8	Travis AFB	10	John Garamendi
9	Vandenberg AFB	23	Lois Capps

Manpower	Active		Reserve			Guard		
	Mil	Civ	Drill	AGR	ART/Civ	Drill	AGR	Tech/Civ
FY11 Totals	16,847	8,790	6,795	272	1,544	4,129	521	1,032
FY12 Change	+60	-219	+3	0	-30	0	0	0
FY13 Change	-843	-348	-10	0	-11	-112	-8	-12
FY13 Totals	16,064	8,223	6,788	272	1,503	4,017	513	1,020

6 March 2012

Note: All authorized manpower within the state is shown on this summary page, i.e. manpower at support sites, recruiting stations, etc., is included

Legend: ● Active ● Reserve ● Guard ● Other



Manpower	Active		Reserve			Guard		
	Mil	Civ	Drill	AGR	ART/Civ	Drill	AGR	Tech/Civ
FY11 Totals	4,147	592	744	44	144	232	9	38
FY12 Change	+102	-14	+1	0	+18	0	0	0
FY13 Change	-843	-19	+1	0	+1	-30	0	-5
FY13 Totals	3,406	559	746	44	163	202	9	33

Notes :

42 MC-12W planned for transfer to Air National Guard in FY14

MC-12W FTU planned to remain at Beale as an Active Association in FY14

RQ-4 Comm ANG Classic Association will disassociate and portions of the manpower will be allocated to establish a ANG unit supporting the MC-12W mission

RQ-4 AFRC Classic Association will disassociate and the manpower will be reallocated within AFRC

Distributed Ground System AFRC Classic Association

RED HORSE AFRC Active Association planned (FY TBD)

MDS	T-38	MC-12W	RQ Ground Station	RQ-4B	TU-2S	U-2S
	Active	Active	Active	Active	Active	Active
FY12 Totals	11	42	10	16	5	27
FY13 Change	0	0	-8	-15	0	0



U.S. AIR FORCE

Channel Islands AGS



Channel Islands AGS

Manpower	Active		Reserve			Guard		
	Mil	Civ	Drill	AGR	ART/Civ	Drill	AGR	Tech/Civ
FY11 Totals	0	0	0	0	0	947	66	199
FY12 Change	0	0	0	0	0	0	0	0
FY13 Change	0	0	0	0	0	-2	0	0
FY13 Totals	0	0	0	0	0	945	66	199

Notes :

C-130J ANG Active Association proposed for FY17

MDS	C-130J
	Guard
FY12 Totals	8
FY13 Change	0



U.S. AIR FORCE

Edwards AFB



Manpower	Active		Reserve			Guard		
	Mil	Civ	Drill	AGR	ART/Civ	Drill	AGR	Tech/Civ
FY11 Totals	2,047	3,823	16	26	0	0	0	0
FY12 Change	-29	-171	0	0	0	0	0	0
FY13 Change	+5	-129	0	0	0	0	0	0
FY13 Totals	2,023	3,523	16	26	0	0	0	0

Notes :

MDS	C-17A	KC-135R/T	F-16C/D	B-52H	T-38	RQ-4B
	Active	Active	Active	Active	Active	Active
FY12 Totals	1	2	26	2	11	5
FY13 Change	0	0	0	0	0	-1

MDS	B-1B	B-2A	F-22A	F-35A	TG-10A	TG-10D
	Active	Active	Active	Active	Active	Active
FY12 Totals	2	1	3	2	1	4
FY13 Change	0	0	0	0	-1	0



Manpower	Active		Reserve			Guard		
	Mil	Civ	Drill	AGR	ART/Civ	Drill	AGR	Tech/Civ
FY11 Totals	0	0	0	0	0	838	130	256
FY12 Change	0	0	0	0	0	0	0	0
FY13 Change	0	0	0	0	0	+9	-3	0
FY13 Totals	0	0	0	0	0	847	127	256

Notes :

FY12 unit transition from F-16 to F-15 pending completion of Environmental Impact Statement (prior budget action)

1 RC-26 planned to retire in FY15

MDS	F-16C/D	F-15C/D	RC-26B
	Guard	Guard	Guard
FY12 Totals	0	21	1
FY13 Change	0	0	0



U.S. AIR FORCE

Los Angeles AFB



Manpower	Active		Reserve			Guard		
	Mil	Civ	Drill	AGR	ART/Civ	Drill	AGR	Tech/Civ
FY11 Totals	1,230	1,419	0	2	0	0	0	0
FY12 Change	+5	-12	0	0	0	0	0	0
FY13 Change	+2	-98	0	0	0	0	0	0
FY13 Totals	1,237	1,309	0	2	0	0	0	0

Notes :



Manpower	Active		Reserve			Guard		
	Mil	Civ	Drill	AGR	ART/Civ	Drill	AGR	Tech/Civ
FY11 Totals	235	59	3,074	139	1,005	715	166	214
FY12 Change	0	-3	+1	0	-49	0	0	0
FY13 Change	0	0	-12	0	-14	+23	0	0
FY13 Totals	235	56	3,063	139	942	738	166	214

Notes :

Active Association with AFRC KC-135

MDS	C-17A	KC-135R/T	MQ-1B	RSO Ground Station
	Reserve	Reserve	Guard	Guard
FY12 Totals	9	15	12	5
FY13 Change	0	-1	0	0



U.S. AIR FORCE

Moffett Federal Airfield



Manpower	Active		Reserve			Guard		
	Mil	Civ	Drill	AGR	ART/Civ	Drill	AGR	Tech/Civ
FY11 Totals	4	2	0	0	0	811	119	199
FY12 Change	0	0	0	0	0	0	0	0
FY13 Change	0	0	0	0	0	-4	0	+3
FY13 Totals	4	2	0	0	0	807	119	202

Notes :

MDS	HH-60G	MC-130P
	Guard	Guard
FY12 Totals	5	4
FY13 Change	0	0



U.S. AIR FORCE

Travis AFB



Manpower	Active		Reserve			Guard		
	Mil	Civ	Drill	AGR	ART/Civ	Drill	AGR	Tech/Civ
FY11 Totals	6,235	1,235	2,865	14	392	0	1	0
FY12 Change	-2	-36	+1	0	+1	0	0	0
FY13 Change	-9	-20	+1	0	+2	0	0	0
FY13 Totals	6,224	1,179	2,867	14	395	0	1	0

Notes :

KC-10 AFRC Classic Association

C-5 AFRC Classic Association

C-17 AFRC Classic Association

C-5B and C-5C aircraft changes support C-5M conversions

MDS	C-17A	C-5B	C-5M	KC-10A	C-5C
	Active	Active	Active	Active	Active
FY12 Totals	13	16	0	27	2
FY13 Change	0	-4	+5	0	-1



U.S. AIR FORCE

Vandenberg AFB

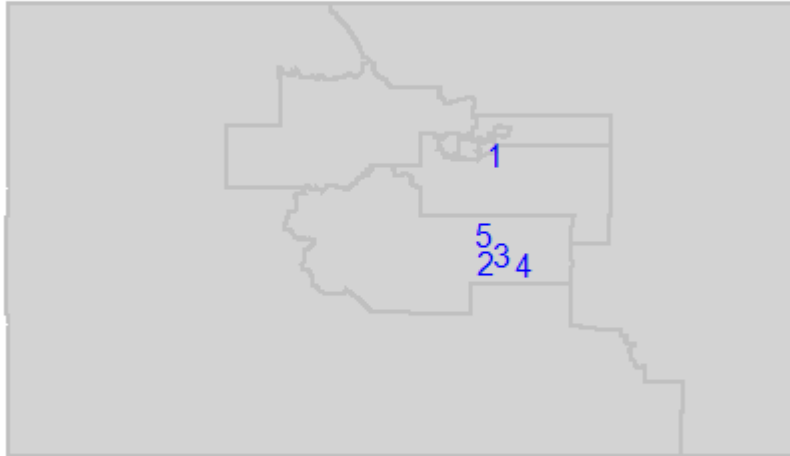


Manpower	Active		Reserve			Guard		
	Mil	Civ	Drill	AGR	ART/Civ	Drill	AGR	Tech/Civ
FY11 Totals	2,286	1,287	96	33	3	166	12	35
FY12 Change	-9	+32	0	0	0	0	0	0
FY13 Change	+3	-84	0	0	0	-108	-5	-10
FY13 Totals	2,280	1,235	96	33	3	58	7	25

Notes :

AFRC Joint Space Operations Center Classic Association

ANG Joint Space Operations Center Classic Association



Senators			
Mark Udall		Michael F. Bennet	

Map	Base	District	Representative
1	Buckley AFB	07	Ed Perlmutter
2	Cheyenne Mountain AFS	05	Doug Lamborn
3	Peterson AFB	05	Doug Lamborn
4	Schriever AFB	05	Doug Lamborn
5	USAF Academy	05	Doug Lamborn

Manpower	Active		Reserve			Guard		
	Mil	Civ	Drill	AGR	ART/Civ	Drill	AGR	Tech/Civ
FY11 Totals	8,270	6,149	1,935	258	487	1,256	338	363
FY12 Change	+63	-115	+46	+17	+12	0	0	0
FY13 Change	+100	-345	+57	+23	0	-41	-1	+3
FY13 Totals	8,433	5,689	2,038	298	499	1,215	337	366

6 March 2012

Note: All authorized manpower within the state is shown on this summary page, i.e. manpower at support sites, recruiting stations, etc., is included

Legend: ● Active ● Reserve ● Guard ● Other



* Buckley AFB

Manpower	Active		Reserve			Guard		
	Mil	Civ	Drill	AGR	ART/Civ	Drill	AGR	Tech/Civ
FY11 Totals	1,295	462	210	51	232	978	171	248
FY12 Change	+33	-17	0	0	+1	0	0	0
FY13 Change	+39	-10	0	0	-2	-41	-1	+3
FY13 Totals	1,367	435	210	51	231	937	170	251

Notes :
Active Association planned with ANG F-16

MDS	F-16C/D
	Guard
FY12 Totals	23
FY13 Change	0



U.S. AIR FORCE

Cheyenne Mountain AFS



* Cheyenne Mountain AFS

Manpower	Active		Reserve			Guard		
	Mil	Civ	Drill	AGR	ART/Civ	Drill	AGR	Tech/Civ
FY11 Totals	310	181	0	0	0	0	0	0
FY12 Change	+3	0	0	0	0	0	0	0
FY13 Change	0	-5	0	0	0	0	0	0
FY13 Totals	313	176	0	0	0	0	0	0

Notes :



* Peterson AFB

Manpower	Active		Reserve			Guard		
	Mil	Civ	Drill	AGR	ART/Civ	Drill	AGR	Tech/Civ
FY11 Totals	3,005	2,843	1,372	63	230	18	21	10
FY12 Change	-20	+18	+2	0	+6	0	0	0
FY13 Change	+17	-207	+1	0	+1	0	0	0
FY13 Totals	3,002	2,654	1,375	63	237	18	21	10

Notes :

Integrated Network Operations and Security Center AFRC Classic Association

Rapid Attack, Identification, Detection and Reporting System AFRC Classic Association

Active Association with AFRC C-130

MDS	C-21A	C-21A	C-130H
	Active	Guard	Reserve
FY12 Totals	2	2	12
FY13 Change	0	0	0



* Schriever AFB

Manpower	Active		Reserve			Guard		
	Mil	Civ	Drill	AGR	ART/Civ	Drill	AGR	Tech/Civ
FY11 Totals	1,486	805	278	106	23	0	0	0
FY12 Change	+29	-50	+44	+17	+5	0	0	0
FY13 Change	+21	-97	+56	+23	+1	0	0	0
FY13 Totals	1,536	658	378	146	29	0	0	0

Notes :

- Space Missions AFRC Classic Association
- Space Ops Center AFRC Classic Association
- Space Test and Training Range AFRC Classic Association
- Space Based Infrared System AFRC Classic Association



* USAF Academy

Manpower	Active		Reserve			Guard		
	Mil	Civ	Drill	AGR	ART/Civ	Drill	AGR	Tech/Civ
FY11 Totals	1,691	1,578	30	15	0	0	0	0
FY12 Change	+1	-52	0	0	0	0	0	0
FY13 Change	-1	-15	0	0	0	0	0	0
FY13 Totals	1,691	1,511	30	15	0	0	0	0

Notes :
 AV Training AFRC Classic Association

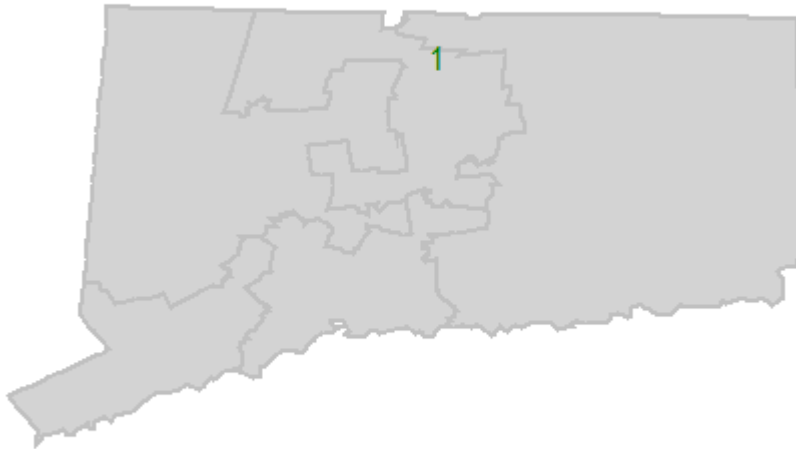
MDS	T-51A	T-53A	TG-10B	TG-15A	TG-15B	TG-16A
	Active	Active	Active	Active	Active	Active
FY12 Totals	3	25	0	2	3	19
FY13 Change	0	0	0	0	0	0

MDS	T-41D	UV-18
	Active	Active
FY12 Totals	4	3
FY13 Change	0	0



U.S. AIR FORCE

Connecticut



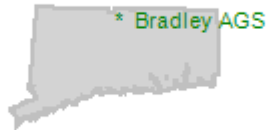
Senators			
Joseph Lieberman (I)		Richard Blumenthal	
Map	Base	District	Representative
1	Bradley AGS	01	John B. Larson

Manpower	Active		Reserve			Guard		
	Mil	Civ	Drill	AGR	ART/Civ	Drill	AGR	Tech/Civ
FY11 Totals	24	11	0	3	0	1,067	103	238
FY12 Change	0	0	0	0	0	0	0	0
FY13 Change	0	0	0	0	0	+13	-7	-5
FY13 Totals	24	11	0	3	0	1,080	96	233

6 March 2012

Note: All authorized manpower within the state is shown on this summary page, i.e. manpower at support sites, recruiting stations, etc., is included

Legend: ● Active ● Reserve ● Guard ● Other



Manpower	Active		Reserve			Guard		
	Mil	Civ	Drill	AGR	ART/Civ	Drill	AGR	Tech/Civ
FY11 Totals	0	0	0	0	0	827	79	196
FY12 Change	0	0	0	0	0	0	0	0
FY13 Change	0	0	0	0	0	+13	-7	-5
FY13 Totals	0	0	0	0	0	840	72	191

Notes :

C-27J aircraft will not replace the C-21 bridge mission. C-21 aircraft retired through a prior budget action.

9 to 11 MC-12W planned to begin bed down in FY14

MDS	C-21A
	Guard
FY12 Totals	8
FY13 Change	-8



U.S. AIR FORCE

Delaware



Senators			
Tom Carper		Christopher A. Coons	
Map	Base	District	Representative
1	Dover AFB	01	John C. Carney Jr.
2	New Castle AGS	01	John C. Carney Jr.

Manpower	Active		Reserve			Guard		
	Mil	Civ	Drill	AGR	ART/Civ	Drill	AGR	Tech/Civ
FY11 Totals	3,347	762	1,537	7	263	983	108	175
FY12 Change	+17	-29	+1	0	+1	0	0	0
FY13 Change	-6	-10	+2	0	+1	-8	-3	+3
FY13 Totals	3,358	723	1,540	7	265	975	105	178

6 March 2012

Note: All authorized manpower within the state is shown on this summary page, i.e. manpower at support sites, recruiting stations, etc., is included

Legend:	● Active	● Reserve	● Guard	● Other
---------	----------	-----------	---------	---------



Manpower	Active		Reserve			Guard		
	Mil	Civ	Drill	AGR	ART/Civ	Drill	AGR	Tech/Civ
FY11 Totals	3,340	762	1,537	6	263	0	1	0
FY12 Change	+17	-29	+1	0	+1	0	0	0
FY13 Change	-6	-10	+2	0	+1	0	0	0
FY13 Totals	3,351	723	1,540	6	265	0	1	0

Notes :

C-5 AFRC Classic Association

C-17 AFRC Classic Association

C-5B aircraft movements support C-5M conversions

MDS	C-17A	C-5B	C-5M
	Active	Active	Active
FY12 Totals	13	6	12
FY13 Change	0	-4	+4



U.S. AIR FORCE

New Castle AGS



Manpower	Active		Reserve			Guard		
	Mil	Civ	Drill	AGR	ART/Civ	Drill	AGR	Tech/Civ
FY11 Totals	0	0	0	0	0	983	107	175
FY12 Change	0	0	0	0	0	0	0	0
FY13 Change	0	0	0	0	0	-8	-3	+3
FY13 Totals	0	0	0	0	0	975	104	178

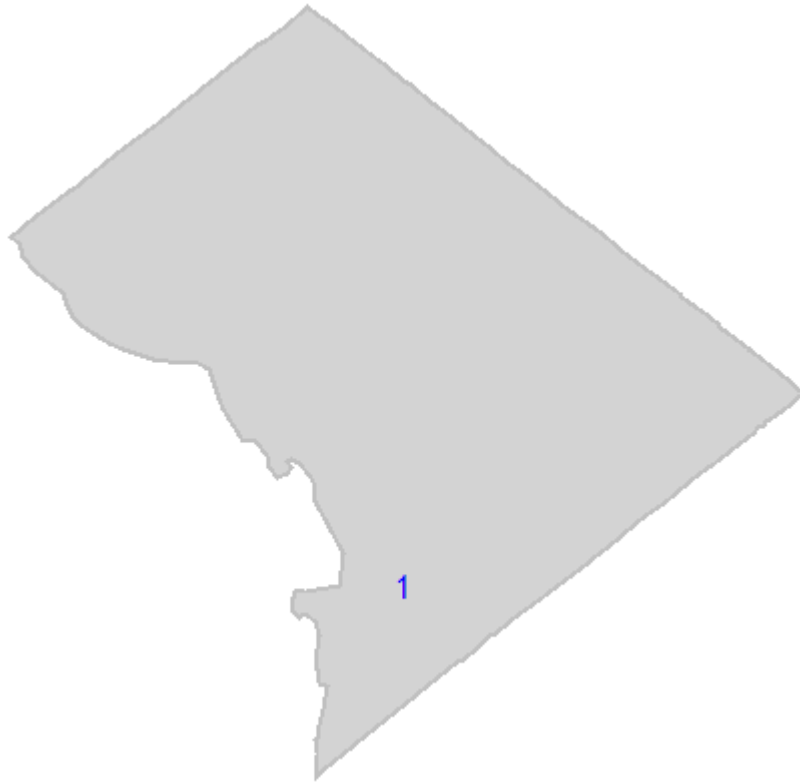
Notes :

MDS	C-130H
	Guard
FY12 Totals	8
FY13 Change	0



U.S. AIR FORCE

District of Columbia



Senators			
Map	Base	District	Representative
1	JB Anacostia-Bolling		Eleanor Holmes Norton

Manpower	Active		Reserve			Guard		
	Mil	Civ	Drill	AGR	ART/Civ	Drill	AGR	Tech/Civ
FY11 Totals	2,102	678	0	38	4	1,013	307	275
FY12 Change	-99	-75	0	0	0	0	0	0
FY13 Change	-251	-26	0	-2	0	-6	0	+2
FY13 Totals	1,752	577	0	36	4	1,007	307	277

6 March 2012

Note: All authorized manpower within the state is shown on this summary page, i.e. manpower at support sites, recruiting stations, etc., is included

Legend:	● Active	● Reserve	● Guard	● Other
---------	----------	-----------	---------	---------



U.S. AIR FORCE

JB Anacostia-Bolling



JB Anacostia-Bolling

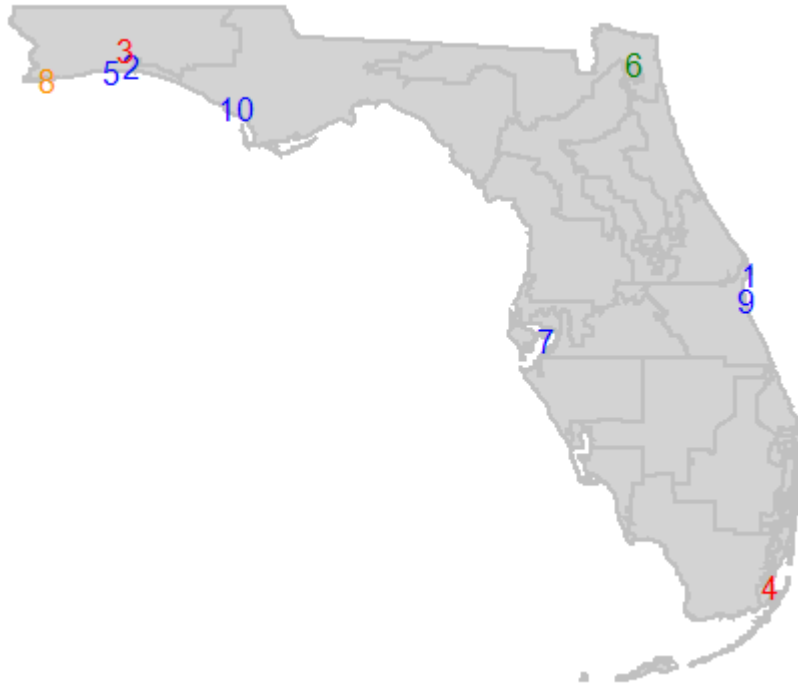
Manpower	Active		Reserve			Guard		
	Mil	Civ	Drill	AGR	ART/Civ	Drill	AGR	Tech/Civ
FY11 Totals	1,374	596	0	30	4	0	40	1
FY12 Change	-48	-75	0	0	0	0	0	0
FY13 Change	-251	-26	0	-1	0	0	0	0
FY13 Totals	1,075	495	0	29	4	0	40	1

Notes :



U.S. AIR FORCE

Florida



Senators			
Bill Nelson		Marco Rubio	
Map	Base	District	Representative
1	Cape Canaveral AFS	15	Bill Posey
2	Eglin AFB	01	Jeff Miller
3	Eglin AFB Aux Field 3	01	Jeff Miller
4	Homestead JAB	18	Ileana Ros-Lehtinen
5	Hurlburt Field	01	Jeff Miller
6	Jacksonville AGS	04	Ander Crenshaw
7	MacDill AFB	11	Kathy Castor
8	NAS Pensacola	01	Jeff Miller
9	Patrick AFB	15	Bill Posey
10	Tyndall AFB	02	Steve Southerland II

Manpower	Active		Reserve			Guard		
	Mil	Civ	Drill	AGR	ART/Civ	Drill	AGR	Tech/Civ
FY11 Totals	19,981	11,117	4,600	185	1,355	1,470	652	562
FY12 Change	+620	+588	+4	-2	+2	0	0	-47
FY13 Change	+391	-198	+32	0	+4	-94	-11	-7
FY13 Totals	20,992	11,507	4,636	183	1,361	1,376	641	508

6 March 2012

Note: All authorized manpower within the state is shown on this summary page, i.e. manpower at support sites, recruiting stations, etc., is included

Legend: ● Active ● Reserve ● Guard ● Other



U.S. AIR FORCE

Cape Canaveral AFS



* Cape Canaveral AFS

Manpower	Active		Reserve			Guard		
	Mil	Civ	Drill	AGR	ART/Civ	Drill	AGR	Tech/Civ
FY11 Totals	173	468	0	0	0	105	8	9
FY12 Change	0	+225	0	0	0	0	0	0
FY13 Change	0	-22	0	0	0	-105	-8	-9
FY13 Totals	173	671	0	0	0	0	0	0

Notes :



* Eglin AFB



Manpower	Active		Reserve			Guard		
	Mil	Civ	Drill	AGR	ART/Civ	Drill	AGR	Tech/Civ
FY11 Totals	5,390	4,526	46	1	24	0	2	0
FY12 Change	+172	+112	0	0	0	0	0	0
FY13 Change	-275	-106	0	0	0	0	0	0
FY13 Totals	5,287	4,532	46	1	24	0	2	0

Notes :

MC-130P aircraft retired based on prior budget action

AFRC Test Wing Classic Association

MDS	F-16C/D	A-10C	F-15C/D	T-38	MC-130J	HH-60G
	Active	Active	Active	Active	Active	Active
FY12 Totals	17	2	10	4	0	1
FY13 Change	0	0	+2	0	+7	0

MDS	F-35A	MC-130P	F-15E	UH-1N
	Active	Active	Active	Active
FY12 Totals	9	7	6	2
FY13 Change	+11	-5	0	0



U.S. AIR FORCE

Eglin AFB Aux Field 3

* Eglin AFB Aux Field 3



Manpower	Active		Reserve			Guard		
	Mil	Civ	Drill	AGR	ART/Civ	Drill	AGR	Tech/Civ
FY11 Totals	3	0	1,056	13	261	0	0	0
FY12 Change	0	0	0	0	-7	0	0	0
FY13 Change	0	0	+2	0	+2	0	0	0
FY13 Totals	3	0	1,058	13	256	0	0	0

Notes :

MC-130E aircraft retired based on a prior budget action

Aviation Foreign Internal Defense Maintenance AFRC Classic Association planned

MDS	MC-130E
	Reserve
FY12 Totals	5
FY13 Change	-5



Manpower	Active		Reserve			Guard		
	Mil	Civ	Drill	AGR	ART/Civ	Drill	AGR	Tech/Civ
FY11 Totals	47	1	1,435	66	564	0	25	0
FY12 Change	+49	0	+1	0	+2	0	0	0
FY13 Change	+115	0	-40	0	-13	0	0	0
FY13 Totals	211	1	1,396	66	553	0	25	0

Notes :

Active Association with AFRC F-16

MDS	F-16C/D
	Reserve
FY12 Totals	25
FY13 Change	0



* Hurlburt Field



Manpower	Active		Reserve			Guard		
	Mil	Civ	Drill	AGR	ART/Civ	Drill	AGR	Tech/Civ
FY11 Totals	6,824	1,564	359	13	61	0	3	0
FY12 Change	+242	+60	0	-2	0	0	0	0
FY13 Change	-83	-10	+54	0	+9	0	0	0
FY13 Totals	6,983	1,614	413	11	70	0	3	0

Notes :

Special Operations Intelligence Classic Association planned

C-130E aircraft retired based on a prior budget action

RED HORSE AFRC Classic Association

AFSOC Training Center AFRC Classic Association

Air and Space Operations Center AFRC Classic Association

MDS	CV-22	RSO Ground Station	UH-1N	AC-130U	C-130E	MC-130H
	Active	Reserve	Active	Active	Active	Active
FY12 Totals	18	2	4	17	2	9
FY13 Change	+3	0	0	0	-2	0



U.S. AIR FORCE

Jacksonville AGS



Manpower	Active		Reserve			Guard		
	Mil	Civ	Drill	AGR	ART/Civ	Drill	AGR	Tech/Civ
FY11 Totals	19	1	0	1	0	844	128	265
FY12 Change	-1	0	0	0	0	0	0	0
FY13 Change	0	0	0	0	0	+11	-3	+2
FY13 Totals	18	1	0	1	0	855	125	267

Notes :

1 RC-26 planned to retire in FY15

MDS	F-15C/D	RC-26B
	Guard	Guard
FY12 Totals	21	1
FY13 Change	0	0



U.S. AIR FORCE

MacDill AFB



Manpower	Active		Reserve			Guard		
	Mil	Civ	Drill	AGR	ART/Civ	Drill	AGR	Tech/Civ
FY11 Totals	3,515	2,082	787	17	188	173	24	10
FY12 Change	+13	+4	+3	0	+1	0	0	0
FY13 Change	+1	-2	+6	0	+1	0	0	0
FY13 Totals	3,529	2,084	796	17	190	173	24	10

Notes :

KC-135 AFRC Classic Association

MDS	KC-135R/T	C-37
	Active	Active
FY12 Totals	16	3
FY13 Change	0	0



U.S. AIR FORCE

NAS Pensacola

NAS Pensacola



Manpower	Active		Reserve			Guard		
	Mil	Civ	Drill	AGR	ART/Civ	Drill	AGR	Tech/Civ
FY11 Totals	295	250	0	0	0	0	0	0
FY12 Change	-1	0	0	0	0	0	0	0
FY13 Change	0	0	0	0	0	0	0	0
FY13 Totals	294	250	0	0	0	0	0	0

Notes :

MDS	T-1A	T-6A
	Active	Active
FY12 Totals	21	22
FY13 Change	0	0



U.S. AIR FORCE

Patrick AFB



Manpower	Active		Reserve			Guard		
	Mil	Civ	Drill	AGR	ART/Civ	Drill	AGR	Tech/Civ
FY11 Totals	1,119	1,346	914	47	254	0	1	0
FY12 Change	-14	+182	0	0	0	0	0	0
FY13 Change	-1	-58	+10	0	+4	0	0	0
FY13 Totals	1,104	1,470	924	47	258	0	1	0

Notes :

ANG Space Range Classic Association

MDS	HC-130P	HH-60G	HC-130N
	Reserve	Reserve	Reserve
FY12 Totals	4	9	1
FY13 Change	0	0	0



Manpower	Active		Reserve			Guard		
	Mil	Civ	Drill	AGR	ART/Civ	Drill	AGR	Tech/Civ
FY11 Totals	2,127	780	3	9	0	114	390	262
FY12 Change	+163	+8	0	0	+6	0	0	-47
FY13 Change	+637	+1	0	0	+1	0	0	0
FY13 Totals	2,927	789	3	9	7	114	390	215

Notes :

F-22 Formal Training Unit AFRC/ANG Classic Association

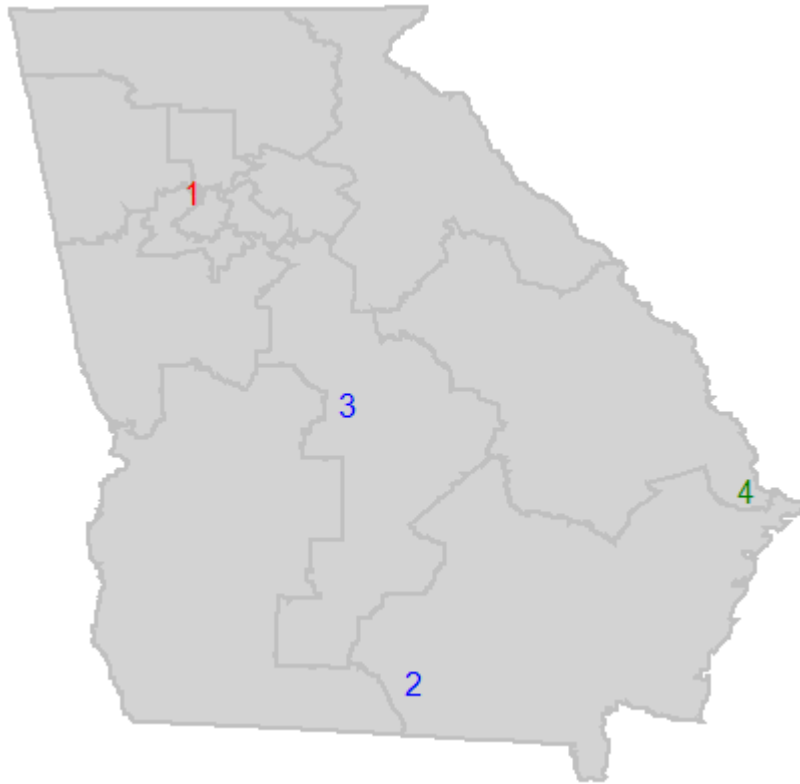
Installation will be transferred from Air Education and Training Command (AETC) to Air Combat Command (ACC) in FY13

MDS	T-38	F-22A	E-9A
	Active	Active	Active
FY12 Totals	10	32	4
FY13 Change	+10	+23	0



U.S. AIR FORCE

Georgia



Senators	
Saxby Chambliss	Johnny Isakson

Map	Base	District	Representative
1	Dobbins ARB	11	Phil Gringrey
2	Moody AFB	01	Jack Kingston
3	Robins AFB	08	Austin Scott
4	Savannah AGS	12	John Barrow

Manpower	Active		Reserve			Guard		
	Mil	Civ	Drill	AGR	ART/Civ	Drill	AGR	Tech/Civ
FY11 Totals	9,206	12,363	2,271	496	1,408	2,361	515	724
FY12 Change	-7	-149	0	0	-33	0	0	-2
FY13 Change	-48	-316	0	0	-37	+15	-36	-4
FY13 Totals	9,151	11,898	2,271	496	1,338	2,376	479	718

6 March 2012

Note: All authorized manpower within the state is shown on this summary page, i.e. manpower at support sites, recruiting stations, etc., is included

Legend: ● Active ● Reserve ● Guard ● Other



Manpower	Active		Reserve			Guard		
	Mil	Civ	Drill	AGR	ART/Civ	Drill	AGR	Tech/Civ
FY11 Totals	8	7	1,403	114	540	95	18	13
FY12 Change	0	-1	0	0	-35	0	0	0
FY13 Change	0	-3	0	0	-2	0	0	0
FY13 Totals	8	3	1,403	114	503	95	18	13

Notes :

7 C-130H2 retire in FY13 - planned replacement are 10 C-130J in FY14

2 additional C-130J are planned to arrive in FY17

C-130J Active Association moves with C-130Js from Keesler AFB in FY14

MDS	C-130H
	Reserve
FY12 Totals	7
FY13 Change	-7



Manpower	Active		Reserve			Guard		
	Mil	Civ	Drill	AGR	ART/Civ	Drill	AGR	Tech/Civ
FY11 Totals	4,525	438	230	1	90	0	0	0
FY12 Change	-23	-35	0	0	+1	0	0	0
FY13 Change	+9	-11	0	0	0	0	0	0
FY13 Totals	4,511	392	230	1	91	0	0	0

Notes :

A-10 AFRC Classic Association

HC-130P aircraft retired through prior budget action

MDS	A-10C	HC-130J	HC-130P	HH-60G
	Active	Active	Active	Active
FY12 Totals	46	0	10	13
FY13 Change	0	+2	-1	0



Manpower	Active		Reserve			Guard		
	Mil	Civ	Drill	AGR	ART/Civ	Drill	AGR	Tech/Civ
FY11 Totals	3,450	11,845	638	374	770	943	308	473
FY12 Change	-8	-116	0	0	+1	0	0	-2
FY13 Change	-77	-302	0	0	-35	+17	-10	-4
FY13 Totals	3,365	11,427	638	374	736	960	298	467

Notes :

Active Association with ANG E-8

1 E-8C damaged beyond economical repair

MDS	E-8C	TE-8A
	Guard	Guard
FY12 Totals	17	1
FY13 Change	-1	0



U.S. AIR FORCE

Savannah AGS



Manpower	Active		Reserve			Guard		
	Mil	Civ	Drill	AGR	ART/Civ	Drill	AGR	Tech/Civ
FY11 Totals	0	0	0	0	0	837	134	183
FY12 Change	0	0	0	0	0	0	0	0
FY13 Change	0	0	0	0	0	-2	-26	0
FY13 Totals	0	0	0	0	0	835	108	183

Notes :

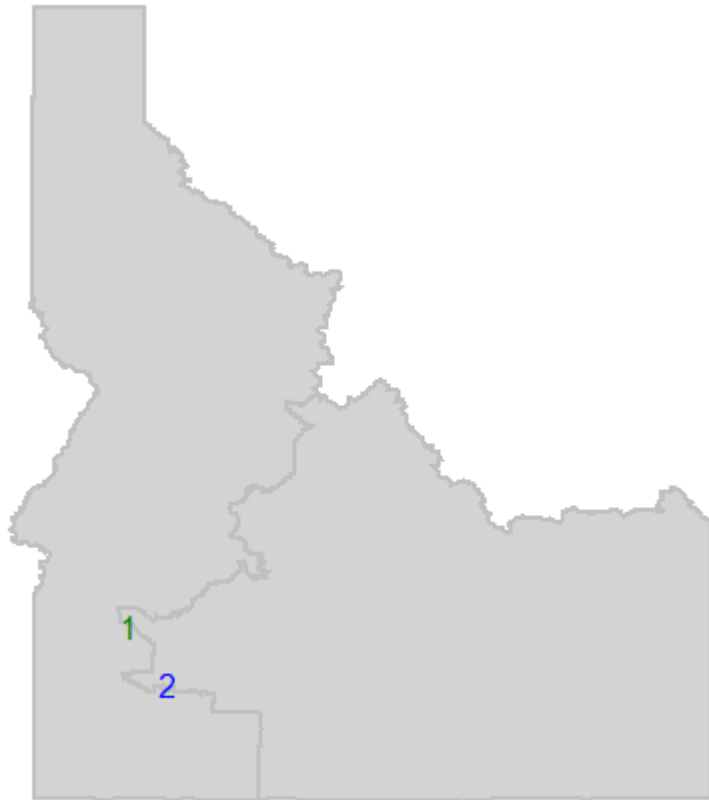
8 C-130H2 planned to retire in FY16 and be replaced with 8 C-130H3

MDS	C-130H
	Guard
FY12 Totals	8
FY13 Change	0



U.S. AIR FORCE

Idaho



Senators	
Mike Crapo	James E. Risch

Map	Base	District	Representative
1	Gowen Field AGS	02	Michael K. Simpson
2	Mountain Home AFB	02	Michael K. Simpson

Manpower	Active		Reserve			Guard		
	Mil	Civ	Drill	AGR	ART/Civ	Drill	AGR	Tech/Civ
FY11 Totals	3,400	465	0	1	0	1,025	292	233
FY12 Change	+3	-19	0	0	0	0	0	+12
FY13 Change	-2	-19	0	0	0	-6	0	+2
FY13 Totals	3,401	427	0	1	0	1,019	292	247

6 March 2012

Note: All authorized manpower within the state is shown on this summary page, i.e. manpower at support sites, recruiting stations, etc., is included

Legend: ● Active ● Reserve ● Guard ● Other



U.S. AIR FORCE

Gowen Field AGS



Manpower	Active		Reserve			Guard		
	Mil	Civ	Drill	AGR	ART/Civ	Drill	AGR	Tech/Civ
FY11 Totals	0	0	0	0	0	987	140	217
FY12 Change	0	0	0	0	0	0	0	+12
FY13 Change	0	0	0	0	0	0	0	0
FY13 Totals	0	0	0	0	0	987	140	229

Notes :

MDS	A-10C
	Guard
FY12 Totals	20
FY13 Change	0



U.S. AIR FORCE

Mountain Home AFB



Manpower	Active		Reserve			Guard		
	Mil	Civ	Drill	AGR	ART/Civ	Drill	AGR	Tech/Civ
FY11 Totals	3,387	464	0	1	0	11	138	8
FY12 Change	+3	-19	0	0	0	0	0	0
FY13 Change	-2	-19	0	0	0	0	0	0
FY13 Totals	3,388	426	0	1	0	11	138	8

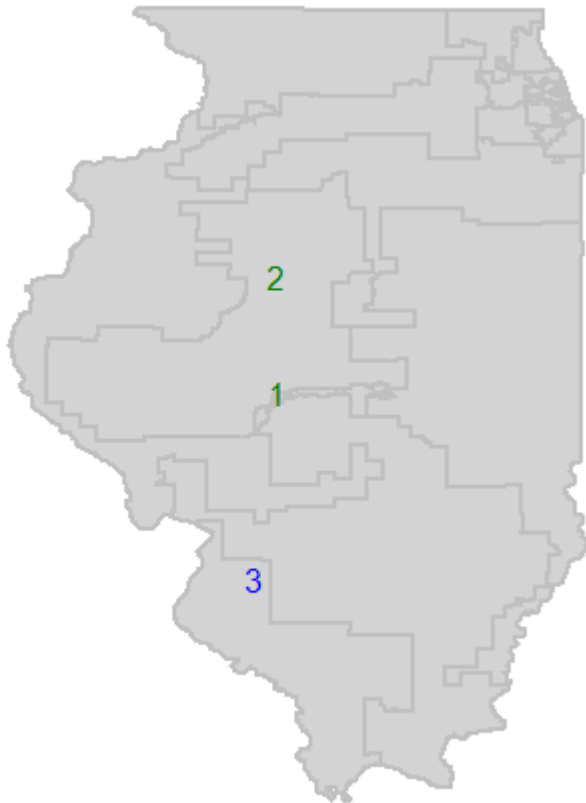
Notes :

MDS	F-15E
	Active
FY12 Totals	49
FY13 Change	0



U.S. AIR FORCE

Illinois



Senators	
Richard Durbin	Mark Kirk

Map	Base	District	Representative
1	Capital AP AGS	18	Aaron Schock
2	Peoria AGS	18	Aaron Schock
3	Scott AFB	12	Jerry F. Costello

Manpower	Active		Reserve			Guard		
	Mil	Civ	Drill	AGR	ART/Civ	Drill	AGR	Tech/Civ
FY11 Totals	4,675	3,358	1,076	38	224	2,744	264	686
FY12 Change	-124	-174	-21	0	-7	0	0	+5
FY13 Change	-43	-184	+23	0	+13	-38	-1	-1
FY13 Totals	4,508	3,000	1,078	38	230	2,706	263	690

6 March 2012

Note: All authorized manpower within the state is shown on this summary page, i.e. manpower at support sites, recruiting stations, etc., is included

Legend: ● Active ● Reserve ● Guard ● Other



U.S. AIR FORCE

Capital AP AGS



Manpower	Active		Reserve			Guard		
	Mil	Civ	Drill	AGR	ART/Civ	Drill	AGR	Tech/Civ
FY11 Totals	0	0	0	0	0	857	76	207
FY12 Change	0	0	0	0	0	0	0	0
FY13 Change	0	0	0	0	0	-2	0	-1
FY13 Totals	0	0	0	0	0	855	76	206

Notes :



Manpower	Active		Reserve			Guard		
	Mil	Civ	Drill	AGR	ART/Civ	Drill	AGR	Tech/Civ
FY11 Totals	0	0	0	0	0	1,119	92	223
FY12 Change	0	0	0	0	0	0	0	0
FY13 Change	0	0	0	0	0	-2	0	0
FY13 Totals	0	0	0	0	0	1,117	92	223

Notes :

MDS	C-130H
	Guard
FY12 Totals	8
FY13 Change	0



Manpower	Active		Reserve			Guard		
	Mil	Civ	Drill	AGR	ART/Civ	Drill	AGR	Tech/Civ
FY11 Totals	4,575	3,348	1,076	36	224	768	96	256
FY12 Change	-121	-174	-21	0	-7	0	0	+5
FY13 Change	-43	-184	+23	0	+13	-34	-1	0
FY13 Totals	4,411	2,990	1,078	36	230	734	95	261

Notes :

Logistics Support Center (LSC) ANG Classic Association

KC-135 ANG Active Association

C-40 AFRC Active Association

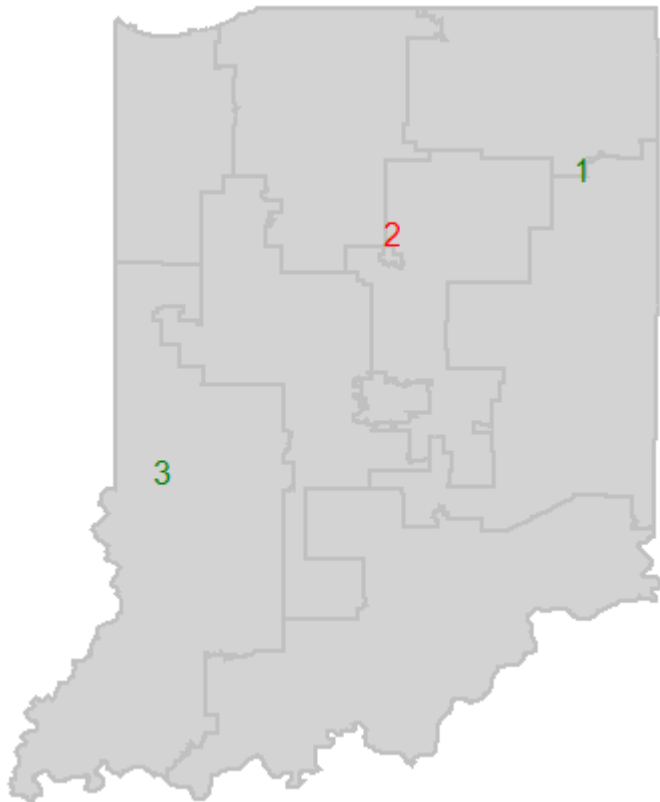
C-21 AFRC Classic Association planned

MDS	KC-135R/T	C-21A	C-40
	Guard	Active	Reserve
FY12 Totals	9	8	4
FY13 Change	0	0	0



U.S. AIR FORCE

Indiana



Senators	
Richard G. Lugar	Daniel Coats

Map	Base	District	Representative
1	Ft Wayne AGS	03	Marlin A. Stutzman
2	Grissom ARB	05	Dan Burton
3	Hulman AGS	08	Larry Bucshon

Manpower	Active		Reserve			Guard		
	Mil	Civ	Drill	AGR	ART/Civ	Drill	AGR	Tech/Civ
FY11 Totals	65	11	1,307	49	556	1,620	273	329
FY12 Change	0	-1	+1	0	+1	0	0	0
FY13 Change	0	-1	-4	0	-9	-137	-8	-77
FY13 Totals	65	9	1,304	49	548	1,483	265	252

6 March 2012

Note: All authorized manpower within the state is shown on this summary page, i.e. manpower at support sites, recruiting stations, etc., is included

Legend: ● Active ● Reserve ● Guard ● Other



U.S. AIR FORCE

Ft Wayne AGS



Manpower	Active		Reserve			Guard		
	Mil	Civ	Drill	AGR	ART/Civ	Drill	AGR	Tech/Civ
FY11 Totals	2	0	0	0	0	842	114	200
FY12 Change	0	0	0	0	0	0	0	0
FY13 Change	0	0	0	0	0	-144	-8	-77
FY13 Totals	2	0	0	0	0	698	106	123

Notes :

A-10 Squadron planned to be replaced by 9 to 11 MC-12W in FY14

MDS	A-10C
	Guard
FY12 Totals	20
FY13 Change	-20



Manpower	Active		Reserve			Guard		
	Mil	Civ	Drill	AGR	ART/Civ	Drill	AGR	Tech/Civ
FY11 Totals	2	2	1,307	46	556	0	0	0
FY12 Change	0	-1	+1	0	+1	0	0	0
FY13 Change	0	-1	-4	0	-9	0	0	0
FY13 Totals	2	0	1,304	46	548	0	0	0

Notes :

MDS	KC-135R/T
	Reserve
FY12 Totals	16
FY13 Change	0



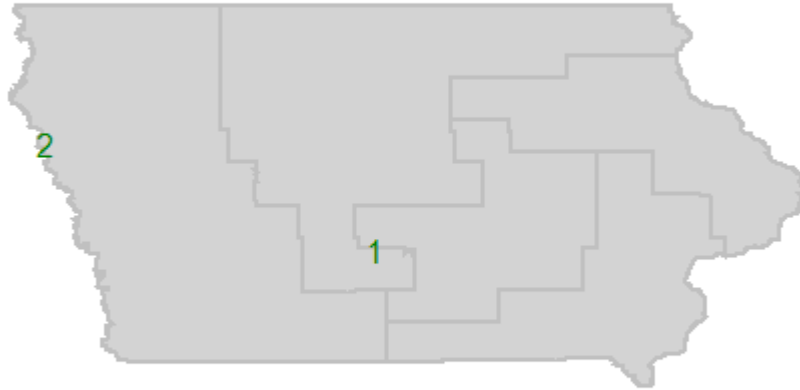
Manpower	Active		Reserve			Guard		
	Mil	Civ	Drill	AGR	ART/Civ	Drill	AGR	Tech/Civ
FY11 Totals	0	0	0	0	0	732	131	119
FY12 Change	0	0	0	0	0	0	0	0
FY13 Change	0	0	0	0	0	+7	0	0
FY13 Totals	0	0	0	0	0	739	131	119

Notes :



U.S. AIR FORCE

Iowa



Senators			
Chuck Grassley		Tom Harkin	
Map	Base	District	Representative
1	Des Moines AGS	03	Leonard L. Boswell
2	Sioux City AGS	05	Steve King

Manpower	Active		Reserve			Guard		
	Mil	Civ	Drill	AGR	ART/Civ	Drill	AGR	Tech/Civ
FY11 Totals	37	2	0	0	0	1,819	153	495
FY12 Change	0	0	0	0	0	0	0	+5
FY13 Change	0	0	0	0	0	-409	+29	-114
FY13 Totals	37	2	0	0	0	1,410	182	386

6 March 2012

Note: All authorized manpower within the state is shown on this summary page, i.e. manpower at support sites, recruiting stations, etc., is included

Legend: ● Active ● Reserve ● Guard ● Other



U.S. AIR FORCE

Des Moines AGS



Manpower	Active		Reserve			Guard		
	Mil	Civ	Drill	AGR	ART/Civ	Drill	AGR	Tech/Civ
FY11 Totals	0	0	0	0	0	934	69	247
FY12 Change	0	0	0	0	0	0	0	0
FY13 Change	0	0	0	0	0	-407	+29	-114
FY13 Totals	0	0	0	0	0	527	98	133

Notes :

F-16 Squadron replaced by MQ-1/9 Remote Split Ops (RSO) Squadron

MDS	F-16C/D
	Guard
FY12 Totals	21
FY13 Change	-21



Manpower	Active		Reserve			Guard		
	Mil	Civ	Drill	AGR	ART/Civ	Drill	AGR	Tech/Civ
FY11 Totals	0	0	0	0	0	731	71	213
FY12 Change	0	0	0	0	0	0	0	+5
FY13 Change	0	0	0	0	0	-2	0	0
FY13 Totals	0	0	0	0	0	729	71	218

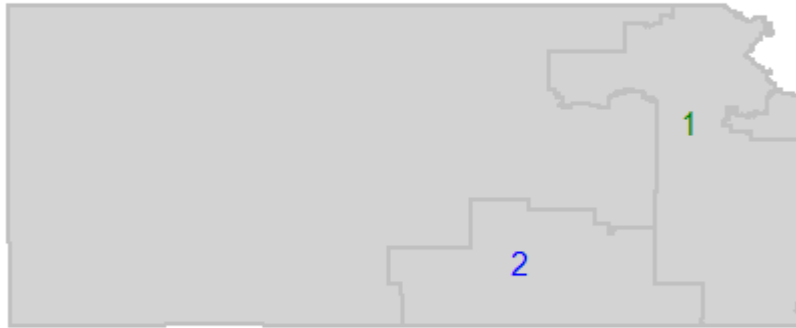
Notes :

MDS	KC-135R/T
	Guard
FY12 Totals	9
FY13 Change	-1



U.S. AIR FORCE

Kansas



Senators	
Pat Roberts	Jerry Moran


Map	Base	District	Representative
1	Forbes Field AGS	02	Lynn Jenkins
2	McConnell AFB	04	Mike Pompeo

Manpower	Active		Reserve			Guard		
	Mil	Civ	Drill	AGR	ART/Civ	Drill	AGR	Tech/Civ
FY11 Totals	3,044	406	620	9	182	1,954	369	621
FY12 Change	+23	-25	0	0	+1	0	0	+18
FY13 Change	+2	-11	0	0	+1	-4	0	-23
FY13 Totals	3,069	370	620	9	184	1,950	369	616

6 March 2012

Note: All authorized manpower within the state is shown on this summary page, i.e. manpower at support sites, recruiting stations, etc., is included

Legend: ● Active ● Reserve ● Guard ● Other



* Forbes Field AGS

Manpower	Active		Reserve			Guard		
	Mil	Civ	Drill	AGR	ART/Civ	Drill	AGR	Tech/Civ
FY11 Totals	0	0	0	0	0	853	68	273
FY12 Change	0	0	0	0	0	0	0	+5
FY13 Change	0	0	0	0	0	-2	0	0
FY13 Totals	0	0	0	0	0	851	68	278

Notes :

MDS	KC-135R/T
	Guard
FY12 Totals	12
FY13 Change	0



* McConnell AFB

Manpower	Active		Reserve			Guard		
	Mil	Civ	Drill	AGR	ART/Civ	Drill	AGR	Tech/Civ
FY11 Totals	2,788	398	620	3	182	1,015	251	334
FY12 Change	-4	-25	0	0	+1	0	0	+13
FY13 Change	0	-11	0	0	+1	-2	0	-23
FY13 Totals	2,784	362	620	3	184	1,013	251	324

Notes :

KC-135 AFRC Classic Association

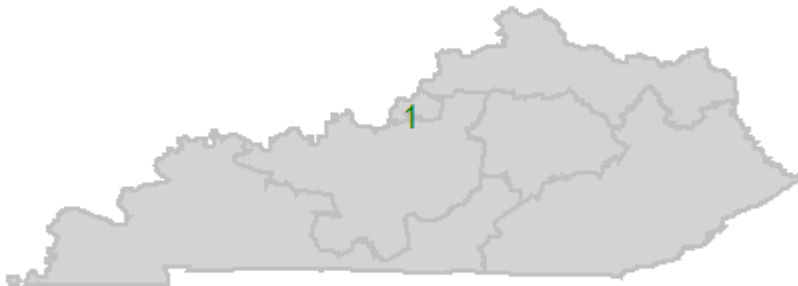
MDS	KC-135R/T
	Active
FY12 Totals	63
FY13 Change	0



U.S. AIR FORCE

Kentucky

Senators			
Mitch McConnell		Rand Paul	
Map	Base	District	Representative
1	Louisville AGS	03	John A. Yarmuth



Manpower	Active		Reserve			Guard		
	Mil	Civ	Drill	AGR	ART/Civ	Drill	AGR	Tech/Civ
FY11 Totals	280	28	0	2	0	1,082	122	230
FY12 Change	+60	-1	0	0	0	0	0	0
FY13 Change	+4	-1	0	0	0	-13	-3	0
FY13 Totals	344	26	0	2	0	1,069	119	230

6 March 2012

Note: All authorized manpower within the state is shown on this summary page, i.e. manpower at support sites, recruiting stations, etc., is included

Legend: ● Active ● Reserve ● Guard ● Other



U.S. AIR FORCE

Louisville AGS



Manpower	Active		Reserve			Guard		
	Mil	Civ	Drill	AGR	ART/Civ	Drill	AGR	Tech/Civ
FY11 Totals	0	0	0	0	0	1,056	112	225
FY12 Change	0	0	0	0	0	0	0	0
FY13 Change	0	0	0	0	0	-13	-3	0
FY13 Totals	0	0	0	0	0	1,043	109	225

Notes :

MDS	C-130H
	Guard
FY12 Totals	9
FY13 Change	-1



U.S. AIR FORCE

Louisiana



Senators	
Mary L. Landrieu	David Vitter

Map	Base	District	Representative
1	Barksdale AFB	04	John Fleming
2	NAS JRB New Orleans	03	Jeffrey M. Landry

Manpower	Active		Reserve			Guard		
	Mil	Civ	Drill	AGR	ART/Civ	Drill	AGR	Tech/Civ
FY11 Totals	5,686	898	1,912	27	662	1,237	187	312
FY12 Change	-171	-52	+1	0	+27	0	0	0
FY13 Change	+13	-39	-409	0	-171	-82	-14	+2
FY13 Totals	5,528	807	1,504	27	518	1,155	173	314

6 March 2012

Note: All authorized manpower within the state is shown on this summary page, i.e. manpower at support sites, recruiting stations, etc., is included

Legend: ● Active ● Reserve ● Guard ● Other



Manpower	Active		Reserve			Guard		
	Mil	Civ	Drill	AGR	ART/Civ	Drill	AGR	Tech/Civ
FY11 Totals	5,556	886	1,912	22	662	0	2	0
FY12 Change	-184	-51	+1	0	+27	0	0	0
FY13 Change	-6	-38	-409	0	-171	0	0	0
FY13 Totals	5,366	797	1,504	22	518	0	2	0

Notes :

Active association with AFRC A-10 ends

B-52 AFRC Classic Association

Active Association with AFRC B-52 Formal Training Unit

MDS	B-52H	B-52H	A-10C
	Active	Reserve	Reserve
FY12 Totals	29	18	24
FY13 Change	0	0	-24



U.S. AIR FORCE

NAS JRB New Orleans



NAS JRB New Orleans

Manpower	Active		Reserve			Guard		
	Mil	Civ	Drill	AGR	ART/Civ	Drill	AGR	Tech/Civ
FY11 Totals	0	0	0	0	0	965	148	271
FY12 Change	0	0	0	0	0	0	0	0
FY13 Change	0	0	0	0	0	0	0	0
FY13 Totals	0	0	0	0	0	965	148	271

Notes :

MDS	F-15C/D
	Guard
FY12 Totals	21
FY13 Change	0



U.S. AIR FORCE

Maine



Senators			
Olympia J. Snowe		Susan M. Collins	
Map	Base	District	Representative
1	Bangor AGS	02	Michael H. Michaud

Manpower	Active		Reserve			Guard		
	Mil	Civ	Drill	AGR	ART/Civ	Drill	AGR	Tech/Civ
FY11 Totals	12	3	0	0	0	1,002	126	261
FY12 Change	-1	0	0	0	0	0	0	+5
FY13 Change	0	0	0	0	0	-2	0	0
FY13 Totals	11	3	0	0	0	1,000	126	266

6 March 2012

Note: All authorized manpower within the state is shown on this summary page, i.e. manpower at support sites, recruiting stations, etc., is included

Legend: ● Active ● Reserve ● Guard ● Other



Manpower	Active		Reserve			Guard		
	Mil	Civ	Drill	AGR	ART/Civ	Drill	AGR	Tech/Civ
FY11 Totals	0	0	0	0	0	772	111	226
FY12 Change	0	0	0	0	0	0	0	+5
FY13 Change	0	0	0	0	0	-2	0	0
FY13 Totals	0	0	0	0	0	770	111	231

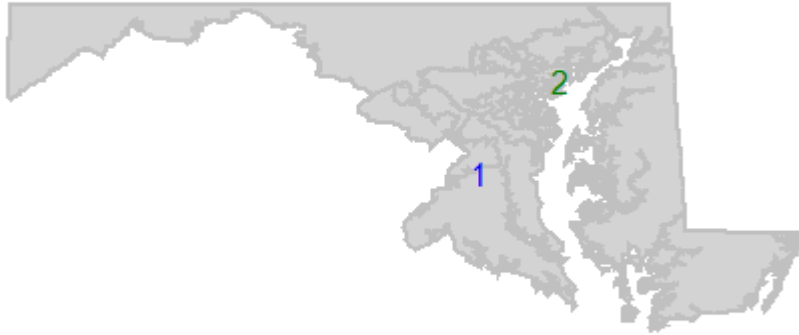
Notes :

MDS	KC-135R/T
	Guard
FY12 Totals	10
FY13 Change	0



U.S. AIR FORCE

Maryland



Senators			
Barbara A. Mikulski		Benjamin L. Cardin	
Map	Base	District	Representative
1	JB Andrews - NAFW	04	Donna F. Edwards
2	Warfield AGS	02	C.A. Dutch Ruppertsberger

Manpower	Active		Reserve			Guard		
	Mil	Civ	Drill	AGR	ART/Civ	Drill	AGR	Tech/Civ
FY11 Totals	7,719	2,443	1,187	30	243	1,640	632	641
FY12 Change	-66	-93	+1	-2	-1	0	0	+12
FY13 Change	0	+1	+54	+13	+1	+6	-23	+16
FY13 Totals	7,653	2,351	1,242	41	243	1,646	609	669

6 March 2012

Note: All authorized manpower within the state is shown on this summary page, i.e. manpower at support sites, recruiting stations, etc., is included

Legend: ● Active ● Reserve ● Guard ● Other



U.S. AIR FORCE

JB Andrews - NAFW



Manpower	Active		Reserve			Guard		
	Mil	Civ	Drill	AGR	ART/Civ	Drill	AGR	Tech/Civ
FY11 Totals	4,261	1,639	1,187	24	243	0	485	367
FY12 Change	-89	-121	+1	-1	-1	0	0	0
FY13 Change	-2	-16	+1	0	+1	0	0	0
FY13 Totals	4,170	1,502	1,189	23	243	0	485	367

Notes :

MDS	KC-135R/T	F-16C/D	C-21A	UH-1N	C-20	C-32
	Reserve	Guard	Active	Active	Active	Active
FY12 Totals	8	21	6	18	5	4
FY13 Change	0	0	0	0	0	0

MDS	C-37	C-38A	C-40	C-40	VC-25A	C-12
	Active	Guard	Active	Guard	Active	Active
FY12 Totals	6	2	2	3	2	2
FY13 Change	0	0	0	0	0	0



Manpower	Active		Reserve			Guard		
	Mil	Civ	Drill	AGR	ART/Civ	Drill	AGR	Tech/Civ
FY11 Totals	0	0	0	0	0	1,568	129	270
FY12 Change	0	0	0	0	0	0	0	+12
FY13 Change	0	0	0	0	0	-50	-28	+6
FY13 Totals	0	0	0	0	0	1,518	101	288

Notes :

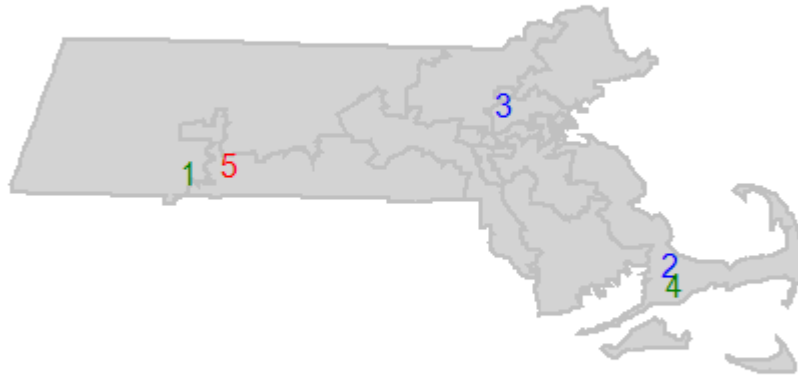
C-27J Squadron replaced with a Intel, Surveillance & Reconnaissance (ISR) Group & expanded Net Warfare Squadron

MDS	A-10C	C-27J
	Guard	Guard
FY12 Totals	21	4
FY13 Change	0	-4



U.S. AIR FORCE

Massachusetts



Senators			
John F. Kerry		Scott Brown	
Map	Base	District	Representative
1	Barnes AGS	01	John W. Olver
2	Cape Cod AFS	10	William R. Keating
3	Hanscom AFB	06	John F. Tierney
4	Otis ANGB	10	William R. Keating
5	Westover JARB	02	Richard E. Neal

Manpower	Active		Reserve			Guard		
	Mil	Civ	Drill	AGR	ART/Civ	Drill	AGR	Tech/Civ
FY11 Totals	1,215	1,902	2,333	89	838	1,872	319	559
FY12 Change	-8	+108	+1	0	+1	0	0	0
FY13 Change	-48	-108	-4	0	-13	-128	-10	-32
FY13 Totals	1,159	1,902	2,330	89	826	1,744	309	527

6 March 2012

Note: All authorized manpower within the state is shown on this summary page, i.e. manpower at support sites, recruiting stations, etc., is included

Legend: ● Active ● Reserve ● Guard ● Other



Manpower	Active		Reserve			Guard		
	Mil	Civ	Drill	AGR	ART/Civ	Drill	AGR	Tech/Civ
FY11 Totals	0	0	0	0	0	801	149	273
FY12 Change	0	0	0	0	0	0	0	0
FY13 Change	0	0	0	0	0	+7	-2	-1
FY13 Totals	0	0	0	0	0	808	147	272

Notes :

MDS	F-15C/D
	Guard
FY12 Totals	21
FY13 Change	0



U.S. AIR FORCE

Cape Cod AFS



Manpower	Active		Reserve			Guard		
	Mil	Civ	Drill	AGR	ART/Civ	Drill	AGR	Tech/Civ
FY11 Totals	55	7	0	0	0	0	0	0
FY12 Change	0	0	0	0	0	0	0	0
FY13 Change	0	0	0	0	0	0	0	0
FY13 Totals	55	7	0	0	0	0	0	0

Notes :



U.S. AIR FORCE

Hanscom AFB



Manpower	Active		Reserve			Guard		
	Mil	Civ	Drill	AGR	ART/Civ	Drill	AGR	Tech/Civ
FY11 Totals	1,024	1,837	0	7	0	0	0	0
FY12 Change	-7	+110	0	0	0	0	0	0
FY13 Change	-48	-108	0	0	0	0	0	0
FY13 Totals	969	1,839	0	7	0	0	0	0

Notes :



U.S. AIR FORCE

Otis ANGB



Manpower	Active		Reserve			Guard		
	Mil	Civ	Drill	AGR	ART/Civ	Drill	AGR	Tech/Civ
FY11 Totals	0	4	0	0	0	895	146	265
FY12 Change	0	0	0	0	0	0	0	0
FY13 Change	0	0	0	0	0	-135	-8	-31
FY13 Totals	0	4	0	0	0	760	138	234

Notes :



Manpower	Active		Reserve			Guard		
	Mil	Civ	Drill	AGR	ART/Civ	Drill	AGR	Tech/Civ
FY11 Totals	37	1	2,333	79	838	0	0	0
FY12 Change	0	0	+1	0	+1	0	0	0
FY13 Change	0	0	-4	0	-13	0	0	0
FY13 Totals	37	1	2,330	79	826	0	0	0

Notes :

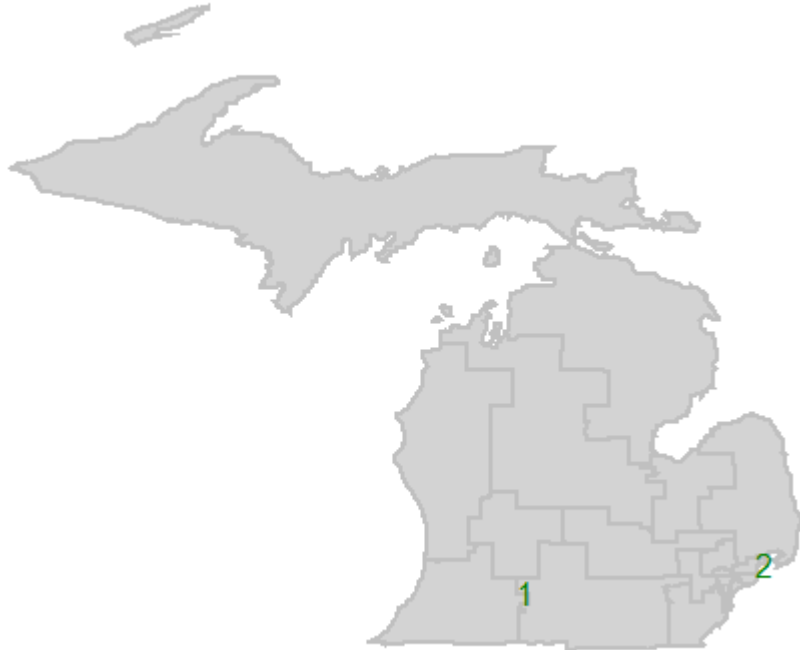
After C-5B to C-5M conversion, 8 C-5M planned to transfer to JB San Antonio-Lackland beginning in FY16

MDS	C-5B
	Reserve
FY12 Totals	16
FY13 Change	0



U.S. AIR FORCE

Michigan



Senators			
Carl Levin		Debbie Stabenow	
Map	Base	District	Representative
1	Kellogg AGS	07	Tim Walberg
2	Selfridge ANGB	10	Candice S. Miller

Manpower	Active		Reserve			Guard		
	Mil	Civ	Drill	AGR	ART/Civ	Drill	AGR	Tech/Civ
FY11 Totals	97	11	0	0	0	2,302	370	843
FY12 Change	-1	0	0	0	0	0	0	+5
FY13 Change	0	-1	0	0	0	-635	-19	-217
FY13 Totals	96	10	0	0	0	1,667	351	631

6 March 2012

Note: All authorized manpower within the state is shown on this summary page, i.e. manpower at support sites, recruiting stations, etc., is included

Legend: ● Active ● Reserve ● Guard ● Other



Manpower	Active		Reserve			Guard		
	Mil	Civ	Drill	AGR	ART/Civ	Drill	AGR	Tech/Civ
FY11 Totals	0	0	0	0	0	847	103	124
FY12 Change	0	0	0	0	0	0	0	0
FY13 Change	0	0	0	0	0	-93	+25	-54
FY13 Totals	0	0	0	0	0	754	128	70

Notes :

C-27J aircraft will not replace the C-21 bridge mission. C-21 aircraft retired through a prior budget action

MQ-1/9 Remote Split Ops Squadron will begin bed down

MDS	C-21A
	Guard
FY12 Totals	1
FY13 Change	-1



U.S. AIR FORCE

Selfridge ANGB



Manpower	Active		Reserve			Guard		
	Mil	Civ	Drill	AGR	ART/Civ	Drill	AGR	Tech/Civ
FY11 Totals	0	1	0	0	0	1,402	163	709
FY12 Change	0	0	0	0	0	0	0	+5
FY13 Change	0	-1	0	0	0	-542	-19	-163
FY13 Totals	0	0	0	0	0	860	144	551

Notes :

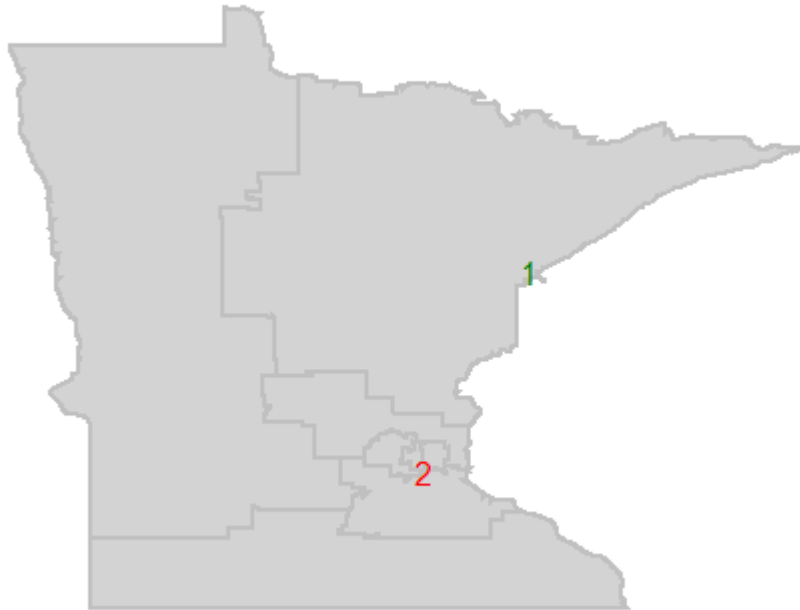
Selfridge tenants include: Coast Guard Air Station Detroit; Marine Wing Support Group; Naval Mobile Construction Battalion; Army Aviation Support Facility; 1st Battalion, 24th Marine Regiment; US Customs and Border Protection Northern Air and Marine Wing

MDS	KC-135R/T	A-10C
	Guard	Guard
FY12 Totals	8	21
FY13 Change	+4	-21



U.S. AIR FORCE

Minnesota



Senators			
Amy Klobuchar		Al Franken	
Map	Base	District	Representative
1	Duluth AGS	08	Chip Cravaack
2	Minneapolis-St Paul IAP ARS	05	Keith Ellison

Manpower	Active		Reserve			Guard		
	Mil	Civ	Drill	AGR	ART/Civ	Drill	AGR	Tech/Civ
FY11 Totals	44	6	1,307	50	334	1,891	242	425
FY12 Change	+22	0	+1	0	+1	0	0	0
FY13 Change	+28	-3	+1	0	-1	+63	-75	+8
FY13 Totals	94	3	1309	50	334	1,954	167	433

6 March 2012

Note: All authorized manpower within the state is shown on this summary page, i.e. manpower at support sites, recruiting stations, etc., is included

Legend: ● Active ● Reserve ● Guard ● Other



Manpower	Active		Reserve			Guard		
	Mil	Civ	Drill	AGR	ART/Civ	Drill	AGR	Tech/Civ
FY11 Totals	0	0	0	0	0	790	162	229
FY12 Change	+24	0	0	0	0	0	0	0
FY13 Change	+28	0	0	0	0	+72	-74	+8
FY13 Totals	52	0	0	0	0	862	88	237

Notes :

Active Association planned with ANG F-16

MDS	F-16C/D
	Guard
FY12 Totals	20
FY13 Change	0



U.S. AIR FORCE

Minneapolis-St Paul IAP ARS



* Minneapolis-St Paul IAP ARS

Manpower	Active		Reserve			Guard		
	Mil	Civ	Drill	AGR	ART/Civ	Drill	AGR	Tech/Civ
FY11 Totals	11	2	1,307	49	334	1,075	72	186
FY12 Change	-1	0	+1	0	+1	0	0	0
FY13 Change	0	-2	+1	0	-1	-9	-1	0
FY13 Totals	10	0	1309	49	334	1,066	71	186

Notes :

8 AFRC C-130H3 planned to begin transfer out in FY14

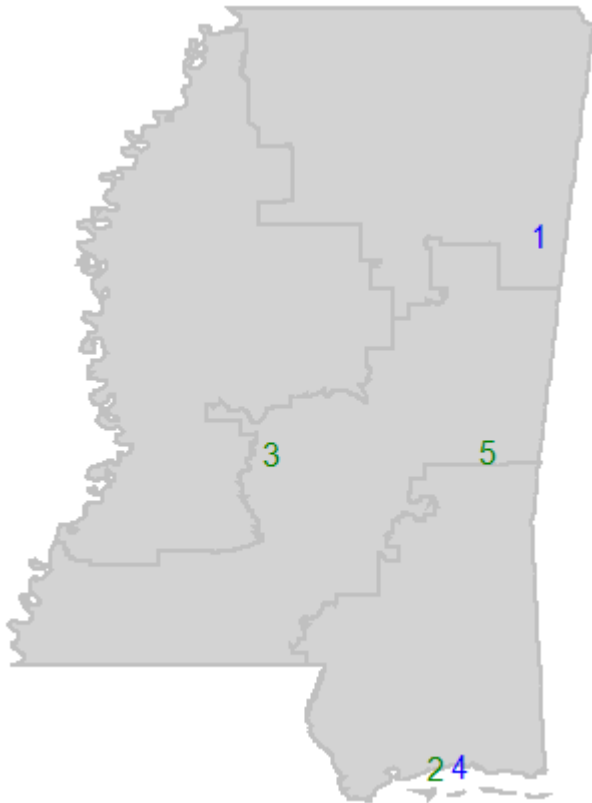
Base ownership transferred from Air Force Reserve Command to the Air National Guard in FY14

MDS	C-130H	C-130H
	Guard	Reserve
FY12 Totals	8	8
FY13 Change	0	0



U.S. AIR FORCE

Mississippi



Senators			
Thad Cochran		Roger F. Wicker	
Map	Base	District	Representative
1	Columbus AFB	01	Alan Nunnelee
2	Gulfport-Biloxi IAP AGS	04	Steven M. Palazzo
3	Jackson AGS	03	Gregg Harper
4	Keesler AFB	04	Steven M. Palazzo
5	Key Field AGS	03	Gregg Harper

Manpower	Active		Reserve			Guard		
	Mil	Civ	Drill	AGR	ART/Civ	Drill	AGR	Tech/Civ
FY11 Totals	3,640	1,824	1,410	43	330	2,344	299	470
FY12 Change	-96	-125	+2	0	+1	0	0	0
FY13 Change	-104	-17	+5	0	+5	-195	-28	-53
FY13 Totals	3,440	1,682	1,417	43	336	2,149	271	417

6 March 2012

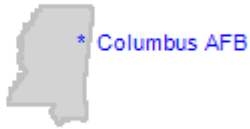
Note: All authorized manpower within the state is shown on this summary page, i.e. manpower at support sites, recruiting stations, etc., is included

Legend: ● Active ● Reserve ● Guard ● Other



U.S. AIR FORCE

Columbus AFB



Manpower	Active		Reserve			Guard		
	Mil	Civ	Drill	AGR	ART/Civ	Drill	AGR	Tech/Civ
FY11 Totals	814	540	75	34	1	0	0	0
FY12 Change	+18	-29	0	0	0	0	0	0
FY13 Change	+4	-6	0	0	0	0	0	0
FY13 Totals	836	505	75	34	1	0	0	0

Notes :

MDS	T-38	T-1A	T-6A
	Active	Active	Active
FY12 Totals	84	46	99
FY13 Change	0	0	0



U.S. AIR FORCE

Gulfport-Biloxi IAP AGS



* Gulfport-Biloxi IAP AGS

Manpower	Active		Reserve			Guard		
	Mil	Civ	Drill	AGR	ART/Civ	Drill	AGR	Tech/Civ
FY11 Totals	0	0	0	0	0	290	83	37
FY12 Change	0	0	0	0	0	0	0	0
FY13 Change	0	0	0	0	0	0	-26	0
FY13 Totals	0	0	0	0	0	290	57	37

Notes :



Manpower	Active		Reserve			Guard		
	Mil	Civ	Drill	AGR	ART/Civ	Drill	AGR	Tech/Civ
FY11 Totals	10	2	0	0	0	977	89	277
FY12 Change	0	0	0	0	0	0	0	0
FY13 Change	0	-1	0	0	0	-2	0	0
FY13 Totals	10	1	0	0	0	975	89	277

Notes :

MDS	C-17A
	Guard
FY12 Totals	9
FY13 Change	0



Manpower	Active		Reserve			Guard		
	Mil	Civ	Drill	AGR	ART/Civ	Drill	AGR	Tech/Civ
FY11 Totals	2,751	1,278	1,335	8	329	0	3	0
FY12 Change	-113	-96	+2	0	+1	0	0	0
FY13 Change	-108	-10	+5	0	+5	0	0	0
FY13 Totals	2,530	1,172	1,342	8	335	0	3	0

Notes :

10 C-130J planned to begin transfer out in FY14

C-130J Active Association moves with C-130Js to Dobbins ARB in FY14

MDS	C-130J	WC-130J
	Reserve	Reserve
FY12 Totals	10	10
FY13 Change	0	0



Manpower	Active		Reserve			Guard		
	Mil	Civ	Drill	AGR	ART/Civ	Drill	AGR	Tech/Civ
FY11 Totals	0	0	0	0	0	1,077	124	156
FY12 Change	0	0	0	0	0	0	0	0
FY13 Change	0	0	0	0	0	-193	-2	-53
FY13 Totals	0	0	0	0	0	884	122	103

Notes :

C-27J Squadron planned to be replaced with 9 to 11 MC-12W in FY14

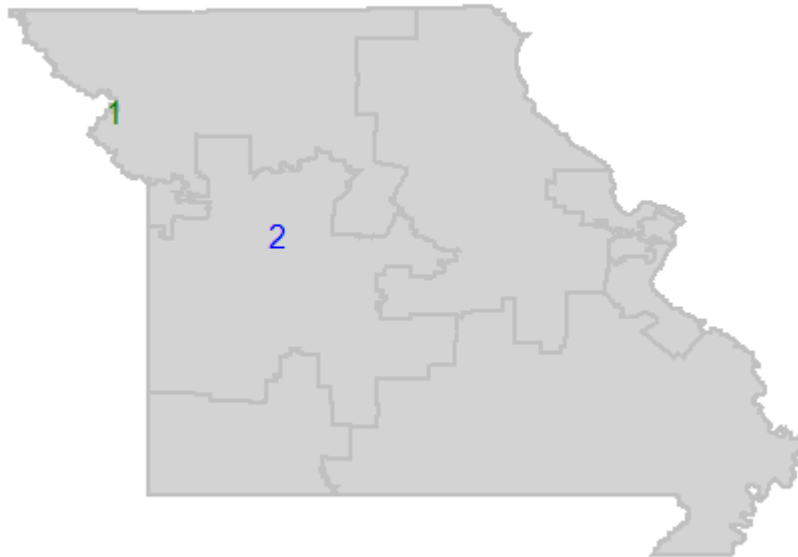
1 RC-26 planned to retire in FY15

MDS	RC-26B	C-27J
	Guard	Guard
FY12 Totals	1	6
FY13 Change	0	-6



U.S. AIR FORCE

Missouri



Senators			
Claire McCaskill		Roy Blunt	
Map	Base	District	Representative
1	Rosecrans AGS	06	Sam Graves
2	Whiteman AFB	04	Vicky Hartzler

Manpower	Active		Reserve			Guard		
	Mil	Civ	Drill	AGR	ART/Civ	Drill	AGR	Tech/Civ
FY11 Totals	3,870	459	992	21	287	2,286	233	550
FY12 Change	+60	-32	+1	0	+1	0	0	0
FY13 Change	+38	-14	-5	0	+1	-196	-17	-26
FY13 Totals	3,968	413	988	21	289	2,090	216	524

6 March 2012

Note: All authorized manpower within the state is shown on this summary page, i.e. manpower at support sites, recruiting stations, etc., is included

Legend: ● Active ● Reserve ● Guard ● Other



Manpower	Active		Reserve			Guard		
	Mil	Civ	Drill	AGR	ART/Civ	Drill	AGR	Tech/Civ
FY11 Totals	20	3	0	10	0	961	95	233
FY12 Change	0	0	0	0	0	0	0	0
FY13 Change	0	0	0	0	0	-27	0	-11
FY13 Totals	20	3	0	10	0	934	95	222

Notes :

10 C-130H2.5 aircraft planned to be replaced by 8 C-130H3 in FY14

C-130 Advanced Airlift Tactics Training Center
ANG Active Association

MDS	C-130H
	Guard
FY12 Totals	10
FY13 Change	-10



U.S. AIR FORCE

Whiteman AFB



Manpower	Active		Reserve			Guard		
	Mil	Civ	Drill	AGR	ART/Civ	Drill	AGR	Tech/Civ
FY11 Totals	3,654	437	992	4	287	455	23	183
FY12 Change	+59	-31	+1	0	+1	0	0	0
FY13 Change	+38	-14	-5	0	+1	+4	0	+2
FY13 Totals	3,751	392	988	4	289	459	23	185

Notes :

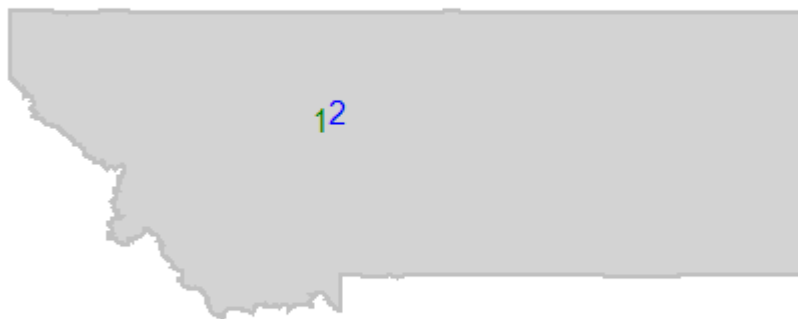
B-2 ANG Classic Association
Active Association with AFRC A-10

MDS	A-10C	T-38	RSO Ground Station	B-2A
	Reserve	Active	Active	Active
FY12 Totals	24	12	5	19
FY13 Change	+3	0	0	0



U.S. AIR FORCE

Montana



Senators	
Max Baucus	Jon Tester

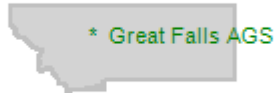
Map	Base	District	Representative
1	Great Falls AGS	01	Denny Rehberg
2	Malmstrom AFB	01	Denny Rehberg

Manpower	Active		Reserve			Guard		
	Mil	Civ	Drill	AGR	ART/Civ	Drill	AGR	Tech/Civ
FY11 Totals	3,150	628	0	1	0	896	117	271
FY12 Change	+1	+7	0	0	0	0	0	0
FY13 Change	-1	-15	0	0	0	-45	-39	-60
FY13 Totals	3,150	620	0	1	0	851	78	211

6 March 2012

Note: All authorized manpower within the state is shown on this summary page, i.e. manpower at support sites, recruiting stations, etc., is included

Legend: ● Active ● Reserve ● Guard ● Other



Manpower	Active		Reserve			Guard		
	Mil	Civ	Drill	AGR	ART/Civ	Drill	AGR	Tech/Civ
FY11 Totals	2	0	0	0	0	760	97	261
FY12 Change	0	0	0	0	0	0	0	0
FY13 Change	-1	0	0	0	0	-45	-39	-60
FY13 Totals	1	0	0	0	0	715	58	201

Notes :

C-27J aircraft will not replace F-15

8 C-130H2 planned to begin bed down in FY14

FY12 transfer of F-15 pending completion of Environmental Impact Statement

MDS	F-15C/D
	Guard
FY12 Totals	0
FY13 Change	0



Manpower	Active		Reserve			Guard		
	Mil	Civ	Drill	AGR	ART/Civ	Drill	AGR	Tech/Civ
FY11 Totals	3,132	627	0	1	0	111	13	2
FY12 Change	+1	+7	0	0	0	0	0	0
FY13 Change	0	-15	0	0	0	0	0	0
FY13 Totals	3,133	619	0	1	0	111	13	2

Notes :

RED HORSE ANG Classic Association

MDS	UH-1N
	Active
FY12 Totals	8
FY13 Change	0



U.S. AIR FORCE

Nebraska



Senators			
Ben Nelson		Mike Johanns	

Map	Base	District	Representative
1	Lincoln AGS	01	Jeff Fortenberry
2	Offutt AFB	02	Lee Terry

Manpower	Active		Reserve			Guard		
	Mil	Civ	Drill	AGR	ART/Civ	Drill	AGR	Tech/Civ
FY11 Totals	5,264	2,577	35	12	2	829	133	204
FY12 Change	-9	-52	0	0	0	0	0	+5
FY13 Change	-3	-24	0	0	0	-11	-3	0
FY13 Totals	5,252	2,501	35	12	2	818	130	209

6 March 2012

Note: All authorized manpower within the state is shown on this summary page, i.e. manpower at support sites, recruiting stations, etc., is included

Legend: ● Active ● Reserve ● Guard ● Other



Manpower	Active		Reserve			Guard		
	Mil	Civ	Drill	AGR	ART/Civ	Drill	AGR	Tech/Civ
FY11 Totals	0	0	0	0	0	782	96	201
FY12 Change	0	0	0	0	0	0	0	+5
FY13 Change	0	0	0	0	0	-11	-3	0
FY13 Totals	0	0	0	0	0	771	93	206

Notes :

MDS	KC-135R/T
	Guard
FY12 Totals	8
FY13 Change	0



Manpower	Active		Reserve			Guard		
	Mil	Civ	Drill	AGR	ART/Civ	Drill	AGR	Tech/Civ
FY11 Totals	5,231	2,574	35	12	2	47	36	3
FY12 Change	-9	-52	0	0	0	0	0	0
FY13 Change	-3	-24	0	0	0	0	0	0
FY13 Totals	5,219	2,498	35	12	2	47	36	3

Notes :

Wing Operations ANG Classic Association

Cryptolinguist Intelligence Classic Association planned for FY15

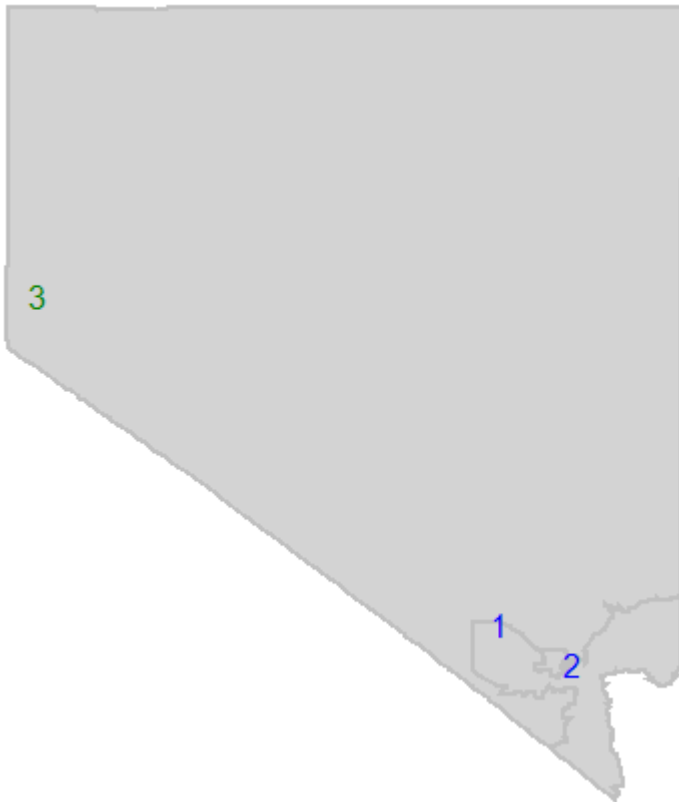
MDS	OC-135B	E-4B	RC-135V/W	RC-135S	RC-135U	TC-135W
	Active	Active	Active	Active	Active	Active
FY12 Totals	2	4	17	3	2	3
FY13 Change	0	0	0	0	0	0

MDS	WC-135C	WC-135W
	Active	Active
FY12 Totals	1	1
FY13 Change	0	0



U.S. AIR FORCE

Nevada



Senators	
Harry Reid	Dean Heller

Map	Base	District	Representative
1	Creech AFB	02	Mark Amodei
2	Nellis AFB	02	Mark Amodei
3	Reno AGS	02	Mark Amodei

Manpower	Active		Reserve			Guard		
	Mil	Civ	Drill	AGR	ART/Civ	Drill	AGR	Tech/Civ
FY11 Totals	9,463	1,371	770	98	148	975	156	204
FY12 Change	+243	-60	0	0	+7	0	0	0
FY13 Change	+26	-51	0	0	+1	-2	0	-2
FY13 Totals	9,732	1,260	770	98	156	973	156	202

6 March 2012

Note: All authorized manpower within the state is shown on this summary page, i.e. manpower at support sites, recruiting stations, etc., is included

Legend: ● Active ● Reserve ● Guard ● Other



Manpower	Active		Reserve			Guard		
	Mil	Civ	Drill	AGR	ART/Civ	Drill	AGR	Tech/Civ
FY11 Totals	2,463	99	69	29	0	16	49	4
FY12 Change	-3	-6	0	0	0	0	0	0
FY13 Change	0	0	0	0	0	0	0	-4
FY13 Totals	2,460	93	69	29	0	16	49	0

Notes :

MQ-1/9 AFRC Classic Association

MQ-1/9 Formal Training Unit ANG Classic Association

MDS	MQ-1B	MQ-9A	RSO Ground Station
	Active	Active	Active
FY12 Totals	75	42	52
FY13 Change	0	+18	+1



Manpower	Active		Reserve			Guard		
	Mil	Civ	Drill	AGR	ART/Civ	Drill	AGR	Tech/Civ
FY11 Totals	6,977	1,262	701	68	148	0	8	0
FY12 Change	+244	-54	0	0	+7	0	0	0
FY13 Change	+26	-50	0	0	+1	0	0	0
FY13 Totals	7,247	1,158	701	68	156	0	8	0

Notes :

F-15C & F-16 Aggressor units planned to combine into one squadron in FY14

RED HORSE AFRC Classic Association

USAF Warfare Center AFRC Classic Association

MDS	F-16C/D	A-10C	F-15C/D	RSO Ground Station	HH-60G	F-22A
	Active	Active	Active	Active	Active	Active
FY12 Totals	59	13	34	2	16	14
FY13 Change	0	0	0	0	+1	0

MDS	F-35A	F-15E
	Active	Active
FY12 Totals	4	16
FY13 Change	0	0



Manpower	Active		Reserve			Guard		
	Mil	Civ	Drill	AGR	ART/Civ	Drill	AGR	Tech/Civ
FY11 Totals	2	0	0	0	0	929	84	192
FY12 Change	0	0	0	0	0	0	0	0
FY13 Change	0	0	0	0	0	-2	0	+2
FY13 Totals	2	0	0	0	0	927	84	194

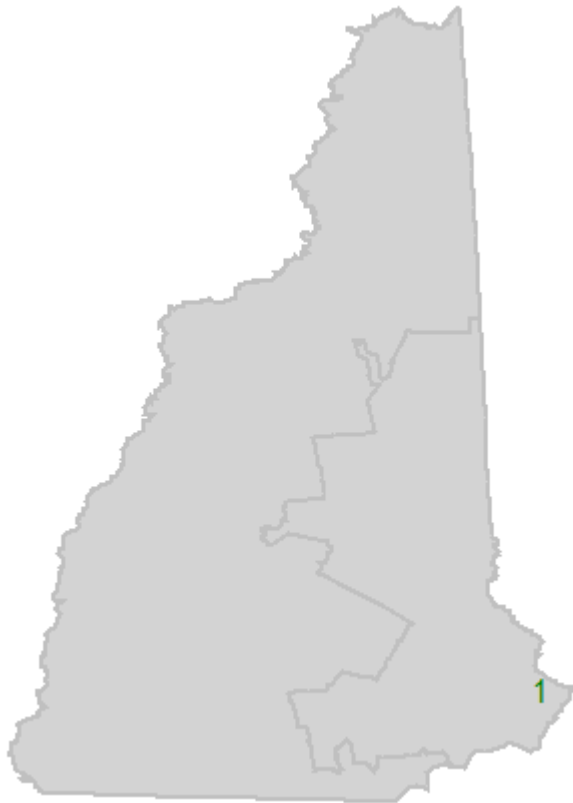
Notes :

MDS	C-130H
	Guard
FY12 Totals	8
FY13 Change	0



U.S. AIR FORCE

New Hampshire



Senators			
Jeanne Shaheen		Kelly Ayotte	
Map	Base	District	Representative
1	Pease AGS	01	Frank C. Guinta

Manpower	Active		Reserve			Guard		
	Mil	Civ	Drill	AGR	ART/Civ	Drill	AGR	Tech/Civ
FY11 Totals	150	45	0	1	0	886	121	224
FY12 Change	0	0	0	0	0	0	0	+9
FY13 Change	0	0	0	0	0	-2	0	0
FY13 Totals	150	45	0	1	0	884	121	233

6 March 2012

Note: All authorized manpower within the state is shown on this summary page, i.e. manpower at support sites, recruiting stations, etc., is included

Legend:	● Active	● Reserve	● Guard	● Other
---------	--------------------------------------------	--------------------------------------------	--------------------------------------------	---------------------------------------------



U.S. AIR FORCE

Pease AGS



Manpower	Active		Reserve			Guard		
	Mil	Civ	Drill	AGR	ART/Civ	Drill	AGR	Tech/Civ
FY11 Totals	127	2	0	0	0	858	112	218
FY12 Change	0	0	0	0	0	0	0	+9
FY13 Change	0	0	0	0	0	-2	0	0
FY13 Totals	127	2	0	0	0	856	112	227

Notes :

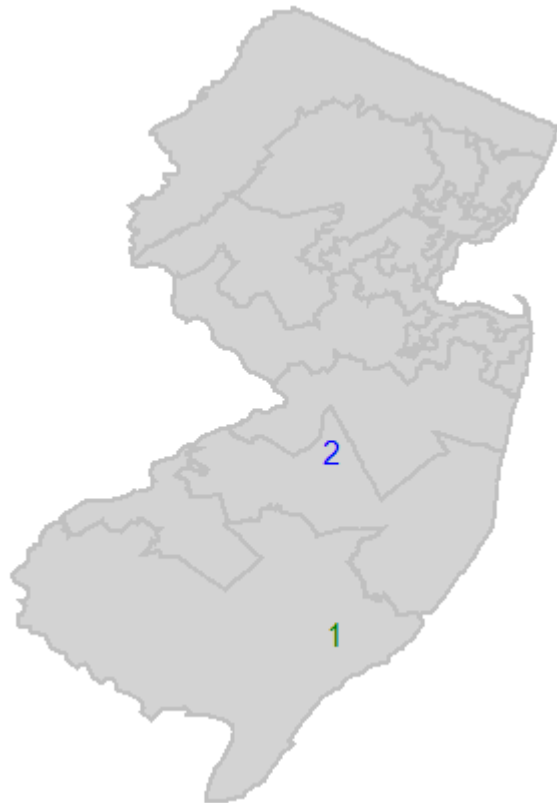
Active Association with ANG KC-135

MDS	KC-135R/T
	Guard
FY12 Totals	9
FY13 Change	0



U.S. AIR FORCE

New Jersey



Senators	
Frank R. Lautenberg	Robert Menendez

Map	Base	District	Representative
1	Atlantic City AGS	02	Frank A. LoBiondo
2	JB McGuire-Dix-Lakehurst	03	Jon Runyan

Manpower	Active		Reserve			Guard		
	Mil	Civ	Drill	AGR	ART/Civ	Drill	AGR	Tech/Civ
FY11 Totals	4,553	1,555	2,084	19	320	1,942	300	488
FY12 Change	+116	-139	+1	0	+1	0	0	+5
FY13 Change	-6	-5	+3	0	+1	-15	-3	+7
FY13 Totals	4,663	1,411	2,088	19	322	1,927	297	500

6 March 2012

Note: All authorized manpower within the state is shown on this summary page, i.e. manpower at support sites, recruiting stations, etc., is included

Legend: ● Active ● Reserve ● Guard ● Other



Manpower	Active		Reserve			Guard		
	Mil	Civ	Drill	AGR	ART/Civ	Drill	AGR	Tech/Civ
FY11 Totals	1	0	0	0	0	976	146	246
FY12 Change	0	0	0	0	0	0	0	0
FY13 Change	0	0	0	0	0	-13	-3	+10
FY13 Totals	1	0	0	0	0	963	143	256

Notes :

MDS	F-16C/D
	Guard
FY12 Totals	23
FY13 Change	0



U.S. AIR FORCE

JB McGuire-Dix-Lakehurst



* JB McGuire-Dix-Lakehurst

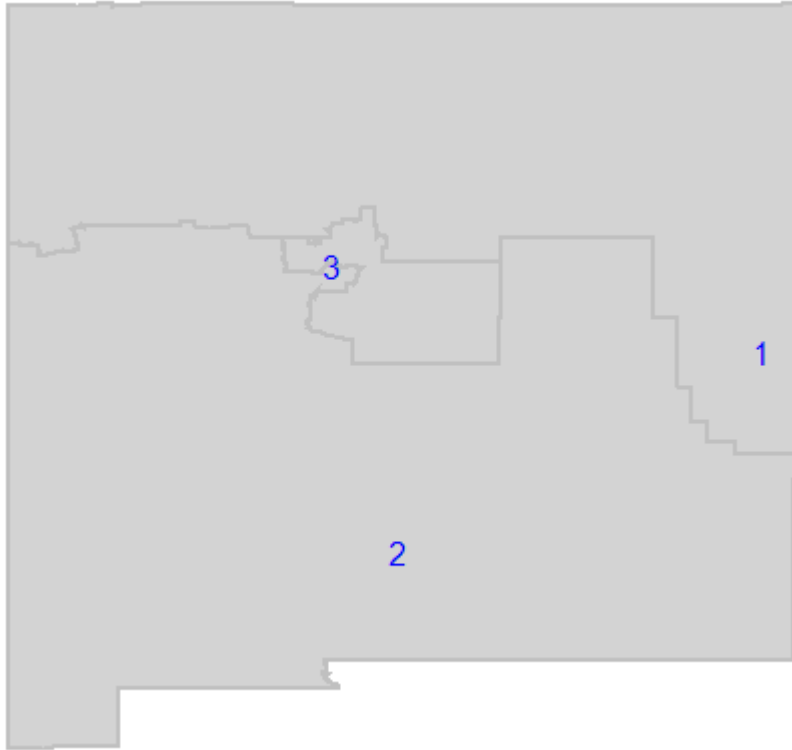
Manpower	Active		Reserve			Guard		
	Mil	Civ	Drill	AGR	ART/Civ	Drill	AGR	Tech/Civ
FY11 Totals	4,494	1,549	2,084	17	320	941	135	233
FY12 Change	+117	-139	+1	0	+1	0	0	+5
FY13 Change	-6	-5	+3	0	+1	-2	0	-3
FY13 Totals	4,605	1,405	2,088	17	322	939	135	235

Notes :

KC-10 AFRC Classic Association

C-17 AFRC Classic Association

MDS	C-17A	KC-135R/T	C-32	KC-10A
	Active	Guard	Guard	Active
FY12 Totals	14	9	2	32
FY13 Change	-1	0	0	0



Senators	
Jeff Bingaman	Tom Udall

Map	Base	District	Representative
1	Cannon AFB	03	Ben Ray Lujan
2	Holloman AFB	02	Stevan Pearce
3	Kirtland AFB	01	Martin Heinrich

Manpower	Active		Reserve			Guard		
	Mil	Civ	Drill	AGR	ART/Civ	Drill	AGR	Tech/Civ
FY11 Totals	11,141	3,829	295	25	106	838	95	147
FY12 Change	+440	-59	0	0	+1	0	0	0
FY13 Change	-278	-58	0	0	0	0	0	-5
FY13 Totals	11,303	3,712	295	25	107	838	95	142

6 March 2012

Note: All authorized manpower within the state is shown on this summary page, i.e. manpower at support sites, recruiting stations, etc., is included

Legend: ● Active ● Reserve ● Guard ● Other



U.S. AIR FORCE

Cannon AFB



* Cannon AFB

Manpower	Active		Reserve			Guard		
	Mil	Civ	Drill	AGR	ART/Civ	Drill	AGR	Tech/Civ
FY11 Totals	4,051	522	0	1	0	0	0	0
FY12 Change	+428	-19	0	0	0	0	0	0
FY13 Change	+200	-14	0	0	0	0	0	0
FY13 Totals	4,679	489	0	1	0	0	0	0

Notes :

AFRC Classic Association with AFSOC MQ-1/9

MDS	AC-130H	CV-22	MC-130J	MC-130W	MQ-1B	MQ-9A
	Active	Active	Active	Active	Active	Active
FY12 Totals	8	5	4	12	27	15
FY13 Change	0	+5	0	0	0	+6

MDS	RSO Ground Station
	Active
FY12 Totals	21
FY13 Change	0



* Holloman AFB

Manpower	Active		Reserve			Guard		
	Mil	Civ	Drill	AGR	ART/Civ	Drill	AGR	Tech/Civ
FY11 Totals	3,653	880	295	20	106	0	1	0
FY12 Change	-22	-44	0	0	+1	0	0	0
FY13 Change	-446	-21	0	0	0	0	0	0
FY13 Totals	3,185	815	295	20	107	0	1	0

Notes :

MQ-1/9 Formal Training Unit AFRC Classic Association

F-22 AFRC Classic Association transfers with F-22s to Tyndall

F-16 Formal Training Unit AFRC Classic Association planned

28 additional F-16s planned for FY14

MDS	F-16C/D	T-38	MQ-1B	MQ-9A	RSO Ground Station	F-22A
	Active	Active	Active	Active	Active	Active
FY12 Totals	0	15	13	18	9	23
FY13 Change	+28	0	0	+1	0	-23



* Kirtland AFB

Manpower	Active		Reserve			Guard		
	Mil	Civ	Drill	AGR	ART/Civ	Drill	AGR	Tech/Civ
FY11 Totals	3,295	2,396	0	4	0	810	79	138
FY12 Change	+34	+4	0	0	0	0	0	0
FY13 Change	-31	-23	0	0	0	0	0	-5
FY13 Totals	3,298	2,377	0	4	0	810	79	133

Notes :

1 RC-26 planned to retire in FY15

ANG Classic Association with Special Operations Wing Formal Training Unit

MC-130P aircraft retired based on a prior budget action

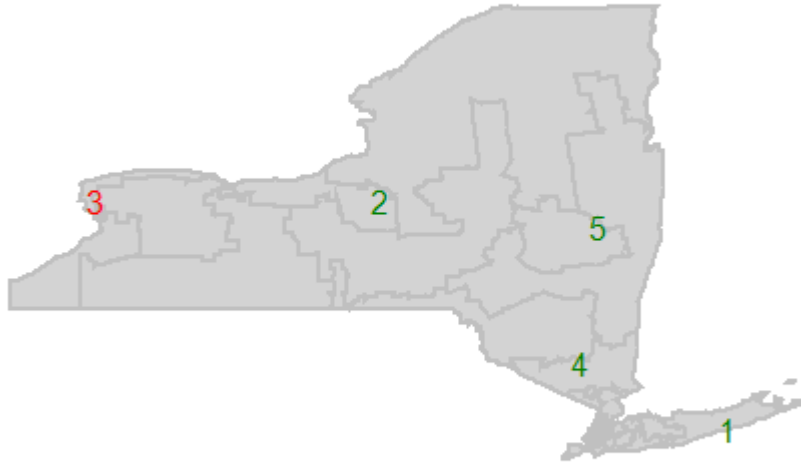
MDS	CV-22	MC-130J	RC-26B	HC-130J	HC-130P	HH-60G
	Active	Active	Guard	Active	Active	Active
FY12 Totals	6	2	1	1	1	12
FY13 Change	0	+2	0	+1	+1	0

MDS	MC-130P	UH-1N	HC-130N	MC-130H
	Active	Active	Active	Active
FY12 Totals	3	6	2	3
FY13 Change	-1	0	0	0



U.S. AIR FORCE

New York



Senators			
Charles E. Schumer		Kirsten E. Gillibrand	
Map	Base	District	Representative
1	Francis S Gabreski AGS	01	Timothy H. Bishop
2	Hancock Field AGS	25	Ann Marie Buerkle
3	Niagara Falls IAP ARS	28 26	Louise McIntosh Slaughter Kathy Hochul
4	Stewart AGS	22	Maurice D. Hinchey
5	Stratton AGS	21	Paul Tonko

Manpower	Active		Reserve			Guard		
	Mil	Civ	Drill	AGR	ART/Civ	Drill	AGR	Tech/Civ
FY11 Totals	379	747	1,203	52	347	4,755	1,099	1,288
FY12 Change	+10	+3	+1	0	+1	0	0	-37
FY13 Change	+12	-3	-1	0	+9	-742	-50	-196
FY13 Totals	401	747	1,203	52	357	4,013	1,049	1,055

6 March 2012

Note: All authorized manpower within the state is shown on this summary page, i.e. manpower at support sites, recruiting stations, etc., is included

Legend: ● Active ● Reserve ● Guard ● Other



U.S. AIR FORCE

Francis S Gabreski AGS



Francis S Gabreski A

Manpower	Active		Reserve			Guard		
	Mil	Civ	Drill	AGR	ART/Civ	Drill	AGR	Tech/Civ
FY11 Totals	1	0	0	0	0	893	120	194
FY12 Change	0	0	0	0	0	0	0	0
FY13 Change	0	0	0	0	0	-6	0	0
FY13 Totals	1	0	0	0	0	887	120	194

Notes :

MDS	HC-130P	HH-60G	HC-130N
	Guard	Guard	Guard
FY12 Totals	3	6	2
FY13 Change	0	0	0



U.S. AIR FORCE

Hancock Field AGS



Manpower	Active		Reserve			Guard		
	Mil	Civ	Drill	AGR	ART/Civ	Drill	AGR	Tech/Civ
FY11 Totals	13	0	0	0	0	942	116	230
FY12 Change	0	0	0	0	0	0	0	0
FY13 Change	0	0	0	0	0	-2	0	0
FY13 Totals	13	0	0	0	0	940	116	230

Notes :

1 RC-26 planned to retire in FY15

MDS	MQ-9A	RSO Ground Station	RC-26B
	Guard	Guard	Guard
FY12 Totals	10	5	1
FY13 Change	0	0	0



U.S. AIR FORCE

Niagara Falls IAP ARS



Manpower	Active		Reserve			Guard		
	Mil	Civ	Drill	AGR	ART/Civ	Drill	AGR	Tech/Civ
FY11 Totals	1	0	1,203	46	347	751	57	198
FY12 Change	0	0	+1	0	+1	0	0	0
FY13 Change	0	0	-1	0	+9	-751	-50	-196
FY13 Totals	1	0	1,203	46	357	0	7	2

Notes :

ANG Association with AFRC will end

8 C-130H2 planned to retire in FY17 and replaced by 8 C-130H3

MDS	C-130H
	Reserve
FY12 Totals	11
FY13 Change	-3



Manpower	Active		Reserve			Guard		
	Mil	Civ	Drill	AGR	ART/Civ	Drill	AGR	Tech/Civ
FY11 Totals	0	0	0	0	0	1,158	223	413
FY12 Change	0	0	0	0	0	0	0	-37
FY13 Change	0	0	0	0	0	+17	0	0
FY13 Totals	0	0	0	0	0	1,175	223	376

Notes :

MDS	C-17A
	Guard
FY12 Totals	9
FY13 Change	0



Manpower	Active		Reserve			Guard		
	Mil	Civ	Drill	AGR	ART/Civ	Drill	AGR	Tech/Civ
FY11 Totals	0	0	0	0	0	871	305	204
FY12 Change	0	0	0	0	0	0	0	0
FY13 Change	0	0	0	0	0	0	0	0
FY13 Totals	0	0	0	0	0	871	305	204

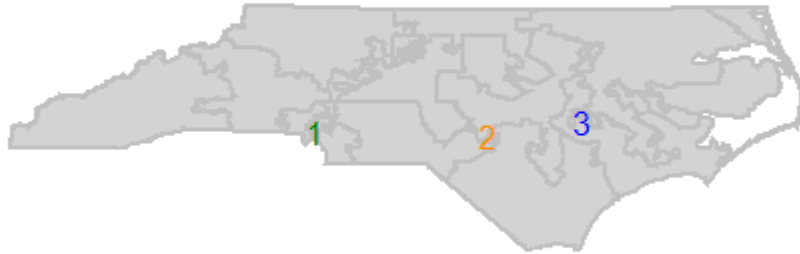
Notes :

MDS	C-130H	LC-130H
	Guard	Guard
FY12 Totals	4	10
FY13 Change	-4	0



U.S. AIR FORCE

North Carolina



Senators			
Richard Burr		Kay R. Hagan	
Map	Base	District	Representative
1	Charlotte AGS	12	Melvin L. Watt
2	Ft Bragg	02	Renee L. Ellmers
3	Seymour Johnson AFB	01	G.K. Butterfield

Manpower	Active		Reserve			Guard		
	Mil	Civ	Drill	AGR	ART/Civ	Drill	AGR	Tech/Civ
FY11 Totals	6,837	649	2,498	32	605	1,368	101	252
FY12 Change	-11	-43	+3	0	+2	0	0	0
FY13 Change	-43	-26	+7	0	+6	-2	0	+2
FY13 Totals	6,783	580	2,508	32	613	1,366	101	254

6 March 2012

Note: All authorized manpower within the state is shown on this summary page, i.e. manpower at support sites, recruiting stations, etc., is included

Legend: ● Active ● Reserve ● Guard ● Other



Manpower	Active		Reserve			Guard		
	Mil	Civ	Drill	AGR	ART/Civ	Drill	AGR	Tech/Civ
FY11 Totals	0	0	0	0	0	999	77	206
FY12 Change	0	0	0	0	0	0	0	0
FY13 Change	0	0	0	0	0	-2	0	+2
FY13 Totals	0	0	0	0	0	997	77	208

Notes :

2 C-130H3 planned to transfer in FY17

MDS	C-130H
	Guard
FY12 Totals	10
FY13 Change	0



Manpower	Active		Reserve			Guard		
	Mil	Civ	Drill	AGR	ART/Civ	Drill	AGR	Tech/Civ
FY11 Totals	2,327	185	1,267	14	287	0	0	0
FY12 Change	+35	-20	+1	0	+1	0	0	0
FY13 Change	-49	-5	+6	0	+3	0	0	0
FY13 Totals	2,313	160	1,274	14	291	0	0	0

Notes :

Active Association with AFRC C-130

MDS	C-130H
	Reserve
FY12 Totals	12
FY13 Change	0



U.S. AIR FORCE

Seymour Johnson AFB



Manpower	Active		Reserve			Guard		
	Mil	Civ	Drill	AGR	ART/Civ	Drill	AGR	Tech/Civ
FY11 Totals	4,356	422	1,231	10	318	0	1	0
FY12 Change	-35	-23	+2	0	+1	0	0	0
FY13 Change	+6	-20	+1	0	+3	0	0	0
FY13 Totals	4,327	379	1,234	10	322	0	1	0

Notes :

KC-135 AFRC Active Association

F-15E Formal Training Unit AFRC Classic Association

RED HORSE AFRC Active Association

MDS	KC-135R/T	F-15E
	Reserve	Active
FY12 Totals	16	94
FY13 Change	0	0



U.S. AIR FORCE

North Dakota



Senators	
Kent Conrad	John Hoeven

Map	Base	District	Representative
1	Cavalier AFS	01	Rick Berg
2	Fargo AGS	01	Rick Berg
3	Grand Forks AFB	01	Rick Berg
4	Minot AFB	01	Rick Berg

Manpower	Active		Reserve			Guard		
	Mil	Civ	Drill	AGR	ART/Civ	Drill	AGR	Tech/Civ
FY11 Totals	7,005	1,015	0	2	0	876	186	225
FY12 Change	-10	-58	0	0	0	0	0	0
FY13 Change	-7	-35	0	0	0	+31	-12	-5
FY13 Totals	6,988	922	0	2	0	907	174	220

6 March 2012

Note: All authorized manpower within the state is shown on this summary page, i.e. manpower at support sites, recruiting stations, etc., is included

Legend: ● Active ● Reserve ● Guard ● Other



U.S. AIR FORCE

Cavalier AFS



Manpower	Active		Reserve			Guard		
	Mil	Civ	Drill	AGR	ART/Civ	Drill	AGR	Tech/Civ
FY11 Totals	22	6	0	0	0	0	0	0
FY12 Change	0	0	0	0	0	0	0	0
FY13 Change	0	0	0	0	0	0	0	0
FY13 Totals	22	6	0	0	0	0	0	0

Notes :



* Fargo AGS

Manpower	Active		Reserve			Guard		
	Mil	Civ	Drill	AGR	ART/Civ	Drill	AGR	Tech/Civ
FY11 Totals	0	0	0	0	0	772	121	175
FY12 Change	0	0	0	0	0	0	0	0
FY13 Change	0	0	0	0	0	+31	-12	-5
FY13 Totals	0	0	0	0	0	803	109	170

Notes :

C-27J will not replace C-21 bridge mission. C-21 aircraft retired through a prior budget action

An ANG Intelligence Group will stand-up

MDS	C-21A	MQ-1B	RSO Ground Station	C-27J
	Guard	Guard	Guard	Guard
FY12 Totals	8	8	4	1
FY13 Change	-8	0	0	-1



U.S. AIR FORCE

Grand Forks AFB



* Grand Forks AFB

Manpower	Active		Reserve			Guard		
	Mil	Civ	Drill	AGR	ART/Civ	Drill	AGR	Tech/Civ
FY11 Totals	1,479	381	0	1	0	0	0	0
FY12 Change	+2	-21	0	0	0	0	0	0
FY13 Change	-5	-15	0	0	0	0	0	0
FY13 Totals	1,476	345	0	1	0	0	0	0

Notes :

Active Association with ANG MQ-1/9 RSO

MDS	RQ-4B
	Active
FY12 Totals	7
FY13 Change	+1



* Minot AFB

Manpower	Active		Reserve			Guard		
	Mil	Civ	Drill	AGR	ART/Civ	Drill	AGR	Tech/Civ
FY11 Totals	5,494	626	0	1	0	82	60	41
FY12 Change	-12	-37	0	0	0	0	0	0
FY13 Change	-2	-20	0	0	0	0	0	0
FY13 Totals	5,480	569	0	1	0	82	60	41

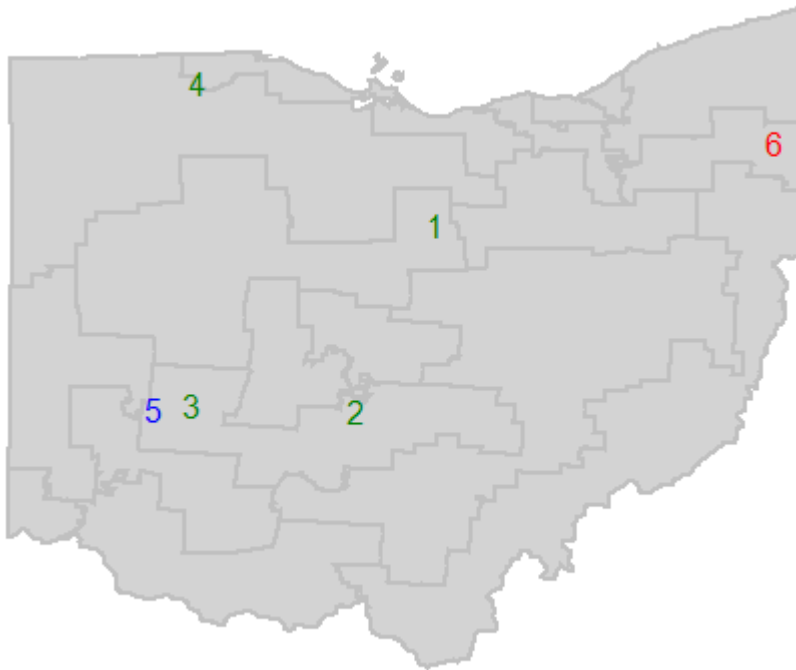
Notes :

MDS	B-52H	UH-1N
	Active	Active
FY12 Totals	27	8
FY13 Change	0	0



U.S. AIR FORCE

Ohio



Senators			
Sherrod Brown		Rob Portman	
Map	Base	District	Representative
1	Mansfield Lahm AGS	04	Jim Jordan
2	Rickenbacker AGS	07	Steve Austria
3	Springfield AGS	07	Steve Austria
4	Toledo AGS	05	Robert E. Latta
5	Wright-Patterson AFB	07	Steve Austria
6	Youngstown-Warren RAP ARS	17	Tim Ryan

Manpower	Active		Reserve			Guard		
	Mil	Civ	Drill	AGR	ART/Civ	Drill	AGR	Tech/Civ
FY11 Totals	5,149	12,450	3,162	75	853	4,171	446	1,035
FY12 Change	-80	+50	-4	0	-2	0	0	+5
FY13 Change	-93	-368	-48	0	-22	-740	-91	-222
FY13 Totals	4,976	12,132	3,110	75	829	3,431	355	818

6 March 2012

Note: All authorized manpower within the state is shown on this summary page, i.e. manpower at support sites, recruiting stations, etc., is included

Legend: ● Active ● Reserve ● Guard ● Other



U.S. AIR FORCE

Mansfield Lahm AGS



* Mansfield Lahm AGS

Manpower	Active		Reserve			Guard		
	Mil	Civ	Drill	AGR	ART/Civ	Drill	AGR	Tech/Civ
FY11 Totals	0	0	0	0	0	793	67	152
FY12 Change	0	0	0	0	0	0	0	0
FY13 Change	0	0	0	0	0	-595	-60	-152
FY13 Totals	0	0	0	0	0	198	7	0

Notes :

RED HORSE mission remains

MDS	C-27J
	Guard
FY12 Totals	4
FY13 Change	-4



U.S. AIR FORCE

Rickenbacker AGS



Manpower	Active		Reserve			Guard		
	Mil	Civ	Drill	AGR	ART/Civ	Drill	AGR	Tech/Civ
FY11 Totals	0	1	0	0	0	1,059	129	271
FY12 Change	0	0	0	0	0	0	0	+5
FY13 Change	0	0	0	0	0	-141	-31	-26
FY13 Totals	0	1	0	0	0	918	98	250

Notes :

MDS	KC-135R/T
	Guard
FY12 Totals	18
FY13 Change	-6



Manpower	Active		Reserve			Guard		
	Mil	Civ	Drill	AGR	ART/Civ	Drill	AGR	Tech/Civ
FY11 Totals	1	0	0	0	0	908	82	295
FY12 Change	0	0	0	0	0	0	0	0
FY13 Change	0	0	0	0	0	0	0	-47
FY13 Totals	1	0	0	0	0	908	82	248

Notes :

MDS	RSO Ground Station Guard
FY12 Totals	2
FY13 Change	0



Manpower	Active		Reserve			Guard		
	Mil	Civ	Drill	AGR	ART/Civ	Drill	AGR	Tech/Civ
FY11 Totals	0	0	0	0	0	893	131	252
FY12 Change	0	0	0	0	0	0	0	0
FY13 Change	0	0	0	0	0	-4	0	+3
FY13 Totals	0	0	0	0	0	889	131	255

Notes :

MDS	F-16C/D
	Guard
FY12 Totals	22
FY13 Change	0



Manpower	Active		Reserve			Guard		
	Mil	Civ	Drill	AGR	ART/Civ	Drill	AGR	Tech/Civ
FY11 Totals	4,963	12,287	1,820	17	441	0	2	0
FY12 Change	-69	+58	-4	0	+1	0	0	0
FY13 Change	-93	-348	+49	0	+11	0	0	0
FY13 Totals	4,801	11,997	1,865	17	453	0	2	0

Notes :

Acquisition Intelligence AFRC Classic Association planned in FY13

GEOINT/MASINT AFRC Classic Association planned (FY TBD)

HUMINT AFRC Classic Association planned (FY TBD)

MDS	C-17A	MQ-9A
	Reserve	Active
FY12 Totals	8	1
FY13 Change	+1	0



U.S. AIR FORCE

Youngstown-Warren RAPARS



* Youngstown-Warren F

Manpower	Active		Reserve			Guard		
	Mil	Civ	Drill	AGR	ART/Civ	Drill	AGR	Tech/Civ
FY11 Totals	2	0	1,342	46	412	0	0	0
FY12 Change	0	0	0	0	-3	0	0	0
FY13 Change	0	0	-97	0	-33	0	0	0
FY13 Totals	2	0	1,245	46	376	0	0	0

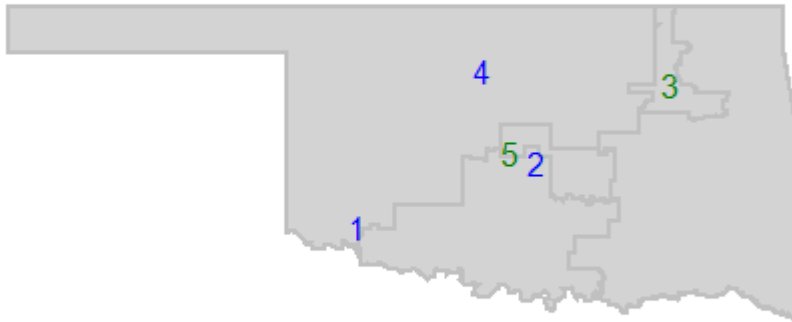
Notes :

MDS	C-130H Reserve
FY12 Totals	10
FY13 Change	-2



U.S. AIR FORCE

Oklahoma



Senators	
James M. Inhofe	Tom Coburn

Map	Base	District	Representative
1	Altus AFB	03	Frank D. Lucas
2	Tinker AFB	04	Tom Cole
3	Tulsa AGS	01	John Sullivan
4	Vance AFB	03	Frank D. Lucas
5	Will Rogers AGS	05	James Lankford

Manpower	Active		Reserve			Guard		
	Mil	Civ	Drill	AGR	ART/Civ	Drill	AGR	Tech/Civ
FY11 Totals	7,471	14,570	1,541	77	362	2,095	144	482
FY12 Change	-125	-152	0	0	+3	0	0	0
FY13 Change	-562	-159	-61	0	-21	-62	0	+8
FY13 Totals	6,784	14,259	1,480	77	344	2,033	144	490

6 March 2012

Note: All authorized manpower within the state is shown on this summary page, i.e. manpower at support sites, recruiting stations, etc., is included

Legend: ● Active ● Reserve ● Guard ● Other



Manpower	Active		Reserve			Guard		
	Mil	Civ	Drill	AGR	ART/Civ	Drill	AGR	Tech/Civ
FY11 Totals	1,315	1,223	31	2	13	0	0	0
FY12 Change	+17	-114	0	0	0	0	0	0
FY13 Change	+1	-13	0	0	0	0	0	0
FY13 Totals	1,333	1,096	31	2	13	0	0	0

Notes :

C-17 AFRC Classic Association

KC-135 AFRC Classic Association

MDS	C-17A	KC-135R/T
	Active	Active
FY12 Totals	17	22
FY13 Change	0	-3



Manpower	Active		Reserve			Guard		
	Mil	Civ	Drill	AGR	ART/Civ	Drill	AGR	Tech/Civ
FY11 Totals	5,310	12,997	1,420	33	347	291	5	101
FY12 Change	-121	-26	0	0	+3	0	0	0
FY13 Change	-571	-151	-61	0	-21	0	0	0
FY13 Totals	4,618	12,820	1,359	33	329	291	5	101

Notes :

E-3 AFRC Classic Association

ANG Reserve Association with AFRC KC-135

MDS	KC-135R/T	E-3
	Reserve	Active
FY12 Totals	12	26
FY13 Change	-4	0



Manpower	Active		Reserve			Guard		
	Mil	Civ	Drill	AGR	ART/Civ	Drill	AGR	Tech/Civ
FY11 Totals	5	1	0	1	0	1,058	60	283
FY12 Change	0	0	0	0	0	0	0	0
FY13 Change	0	0	0	0	0	-6	0	+8
FY13 Totals	5	1	0	1	0	1,052	60	291

Notes :

MDS	F-16C/D
	Guard
FY12 Totals	25
FY13 Change	0



Manpower	Active		Reserve			Guard		
	Mil	Civ	Drill	AGR	ART/Civ	Drill	AGR	Tech/Civ
FY11 Totals	646	270	71	30	1	0	0	0
FY12 Change	-33	-4	0	0	0	0	0	0
FY13 Change	+8	-2	0	0	0	0	0	0
FY13 Totals	621	264	71	30	1	0	0	0

Notes :

MDS	T-38	T-1A	T-6A
	Active	Active	Active
FY12 Totals	66	46	105
FY13 Change	0	0	0



U.S. AIR FORCE

Will Rogers AGS



Manpower	Active		Reserve			Guard		
	Mil	Civ	Drill	AGR	ART/Civ	Drill	AGR	Tech/Civ
FY11 Totals	135	57	0	0	0	715	65	91
FY12 Change	+13	-7	0	0	0	0	0	0
FY13 Change	0	+7	0	0	0	-56	0	0
FY13 Totals	148	57	0	0	0	659	65	91

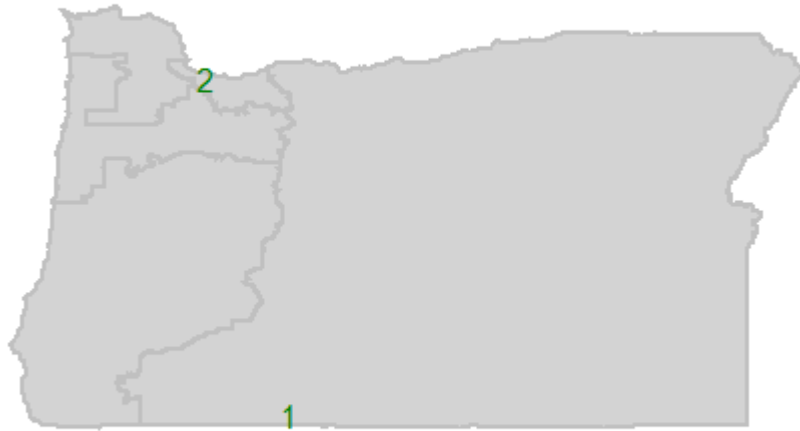
Notes :

MDS	C-21A
	Active
FY12 Totals	2
FY13 Change	0



U.S. AIR FORCE

Oregon



Senators			
Ron Wyden		Jeff Merkley	
Map	Base	District	Representative
1	Kingsley Field AGS	02	Greg Walden
2	Portland AGS	03	Earl Blumenauer

Manpower	Active		Reserve			Guard		
	Mil	Civ	Drill	AGR	ART/Civ	Drill	AGR	Tech/Civ
FY11 Totals	40	11	71	35	14	1,780	454	548
FY12 Change	-2	-2	0	0	0	0	0	0
FY13 Change	0	0	0	0	0	-15	-3	+6
FY13 Totals	38	9	71	35	14	1,765	451	554

6 March 2012

Note: All authorized manpower within the state is shown on this summary page, i.e. manpower at support sites, recruiting stations, etc., is included

Legend: ● Active ● Reserve ● Guard ● Other



U.S. AIR FORCE

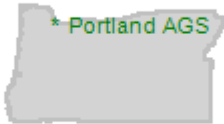
Kingsley Field AGS



Manpower	Active		Reserve			Guard		
	Mil	Civ	Drill	AGR	ART/Civ	Drill	AGR	Tech/Civ
FY11 Totals	2	0	0	0	0	647	225	278
FY12 Change	0	0	0	0	0	0	0	0
FY13 Change	0	0	0	0	0	0	0	0
FY13 Totals	2	0	0	0	0	647	225	278

Notes :

MDS	F-15C/D
	Guard
FY12 Totals	25
FY13 Change	0



Manpower	Active		Reserve			Guard		
	Mil	Civ	Drill	AGR	ART/Civ	Drill	AGR	Tech/Civ
FY11 Totals	16	9	71	35	14	926	202	229
FY12 Change	-1	-2	0	0	0	0	0	0
FY13 Change	0	0	0	0	0	-15	-3	+6
FY13 Totals	15	7	71	35	14	911	199	235

Notes :

MDS	F-15C/D
	Guard
FY12 Totals	21
FY13 Change	0



U.S. AIR FORCE

Pennsylvania



Senators	
Robert P. Casey, Jr.	Patrick J. Toomey

Map	Base	District	Representative
1	Harrisburg AGS	17	Tim Holden
2	JRB Willow Grove	13	Allyson Y. Schwartz
3	Pittsburgh IAP AGS	18	Tim Murphy
4	Pittsburgh IAP ARS	18	Tim Murphy

Manpower	Active		Reserve			Guard		
	Mil	Civ	Drill	AGR	ART/Civ	Drill	AGR	Tech/Civ
FY11 Totals	207	58	1,125	53	281	3,557	310	795
FY12 Change	-2	0	-3	0	0	0	0	+5
FY13 Change	0	0	-1,122	-45	-281	-163	+10	-22
FY13 Totals	205	58	0	8	0	3,394	320	778

6 March 2012

Note: All authorized manpower within the state is shown on this summary page, i.e. manpower at support sites, recruiting stations, etc., is included

Legend: ● Active ● Reserve ● Guard ● Other



U.S. AIR FORCE

Harrisburg AGS



Manpower	Active		Reserve			Guard		
	Mil	Civ	Drill	AGR	ART/Civ	Drill	AGR	Tech/Civ
FY11 Totals	4	0	0	0	0	947	77	235
FY12 Change	0	0	0	0	0	0	0	0
FY13 Change	0	0	0	0	0	+19	0	-1
FY13 Totals	4	0	0	0	0	966	77	234

Notes :

MDS	EC-130J
	Guard
FY12 Totals	7
FY13 Change	0



U.S. AIR FORCE

JRB Willow Grove



Manpower	Active		Reserve			Guard		
	Mil	Civ	Drill	AGR	ART/Civ	Drill	AGR	Tech/Civ
FY11 Totals	0	0	0	0	0	766	56	140
FY12 Change	0	0	0	0	0	0	0	0
FY13 Change	0	0	0	0	0	+43	+34	+14
FY13 Totals	0	0	0	0	0	809	90	154

Notes :

MQ-1/9 Remote Split Ops Squadron will begin bed down



U.S. AIR FORCE

Pittsburgh IAP AGS

* Pittsburgh IAP AGS

Manpower	Active		Reserve			Guard		
	Mil	Civ	Drill	AGR	ART/Civ	Drill	AGR	Tech/Civ
FY11 Totals	0	0	0	0	0	1,075	110	282
FY12 Change	0	0	0	0	0	0	0	+5
FY13 Change	0	0	0	0	0	-150	-9	-28
FY13 Totals	0	0	0	0	0	925	101	259

Notes :

Pittsburgh ANGB remains open

MDS	KC-135R/T
	Guard
FY12 Totals	16
FY13 Change	-4



* Pittsburgh IAP ARS

Manpower	Active		Reserve			Guard		
	Mil	Civ	Drill	AGR	ART/Civ	Drill	AGR	Tech/Civ
FY11 Totals	1	0	1,125	47	281	0	0	0
FY12 Change	0	0	-3	0	0	0	0	0
FY13 Change	0	0	-1,122	-45	-281	0	0	0
FY13 Totals	1	0	0	2	0	0	0	0

Notes :

Pittsburgh Air Reserve Station closes

MDS	C-130H
	Reserve
FY12 Totals	7
FY13 Change	-7



U.S. AIR FORCE

Rhode Island



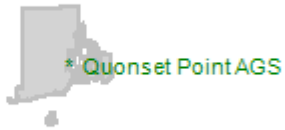
Senators			
Jack Reed		Sheldon Whitehouse	
Map	Base	District	Representative
1	Quonset Point AGS	02	James R. Langevin

Manpower	Active		Reserve			Guard		
	Mil	Civ	Drill	AGR	ART/Civ	Drill	AGR	Tech/Civ
FY11 Totals	21	9	0	1	0	1,086	92	208
FY12 Change	0	0	0	0	0	0	0	0
FY13 Change	0	0	0	0	0	-35	-4	-10
FY13 Totals	21	9	0	1	0	1,051	88	198

6 March 2012

Note: All authorized manpower within the state is shown on this summary page, i.e. manpower at support sites, recruiting stations, etc., is included

Legend: ● Active ● Reserve ● Guard ● Other



Manpower	Active		Reserve			Guard		
	Mil	Civ	Drill	AGR	ART/Civ	Drill	AGR	Tech/Civ
FY11 Totals	0	0	0	0	0	794	73	164
FY12 Change	0	0	0	0	0	0	0	0
FY13 Change	0	0	0	0	0	-2	0	0
FY13 Totals	0	0	0	0	0	792	73	164

Notes :

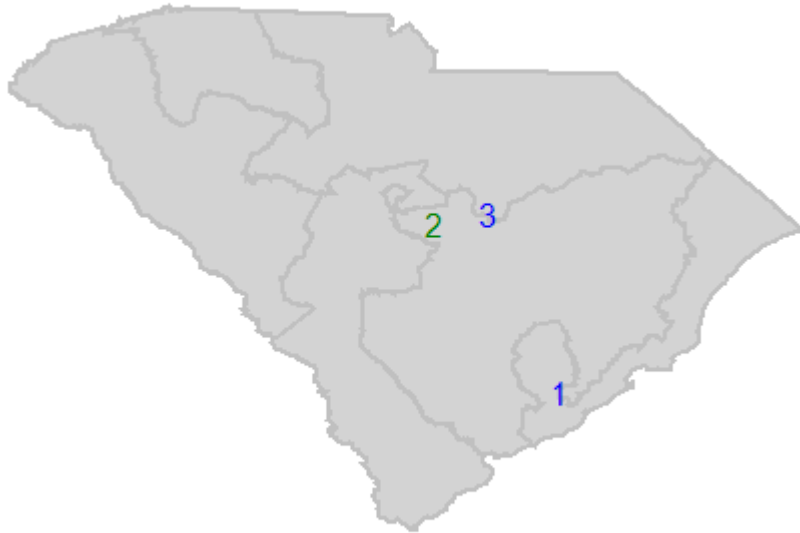
C-130J Active Association proposed for FY16

MDS	C-130J
	Guard
FY12 Totals	8
FY13 Change	0



U.S. AIR FORCE

South Carolina



Senators	
Lindsey Graham	Jim DeMint

Map	Base	District	Representative
1	JB Charleston	01	Tim Scott
2	McEntire JNGB	06	James E. Clyburn
3	Shaw AFB	05	Mick Mulvaney

Manpower	Active		Reserve			Guard		
	Mil	Civ	Drill	AGR	ART/Civ	Drill	AGR	Tech/Civ
FY11 Totals	8,116	1,841	1,988	23	294	1,206	109	293
FY12 Change	+75	-83	+1	0	+1	0	0	0
FY13 Change	+1	-48	+3	0	+1	-6	0	0
FY13 Totals	8,192	1,710	1,992	23	296	1,200	109	293

6 March 2012

Note: All authorized manpower within the state is shown on this summary page, i.e. manpower at support sites, recruiting stations, etc., is included

Legend: ● Active ● Reserve ● Guard ● Other



U.S. AIR FORCE

JB Charleston



Manpower	Active		Reserve			Guard		
	Mil	Civ	Drill	AGR	ART/Civ	Drill	AGR	Tech/Civ
FY11 Totals	3,496	1,162	1,952	6	294	0	1	0
FY12 Change	+171	-49	+1	0	+1	0	0	0
FY13 Change	0	+2	+3	0	+1	0	0	0
FY13 Totals	3,667	1,115	1,956	6	296	0	1	0

Notes :

C-17 AFRC Classic Association
Active Association with AFRC RED HORSE

MDS	C-17A
	Active
FY12 Totals	52
FY13 Change	-2



U.S. AIR FORCE

McEntire JNGB



Manpower	Active		Reserve			Guard		
	Mil	Civ	Drill	AGR	ART/Civ	Drill	AGR	Tech/Civ
FY11 Totals	148	0	0	0	0	1,176	94	289
FY12 Change	-86	0	0	0	0	0	0	0
FY13 Change	0	0	0	0	0	-6	0	0
FY13 Totals	62	0	0	0	0	1,170	94	289

Notes :

Active Association with ANG F-16

MDS	F-16C/D
	Guard
FY12 Totals	28
FY13 Change	0



Manpower	Active		Reserve			Guard		
	Mil	Civ	Drill	AGR	ART/Civ	Drill	AGR	Tech/Civ
FY11 Totals	4,401	657	36	13	0	0	1	0
FY12 Change	-10	-34	0	0	0	0	0	0
FY13 Change	+1	-50	0	0	0	0	0	0
FY13 Totals	4,392	573	36	13	0	0	1	0

Notes :

F-16 AFRC Classic Association

MDS	F-16C/D
	Active
FY12 Totals	85
FY13 Change	0



U.S. AIR FORCE

South Dakota



Senators	
Tim Johnson	John Thune

Map	Base	District	Representative
1	Ellsworth AFB	01	Kristi L. Noem
2	Joe Foss Field AGS	01	Kristi L. Noem

Manpower	Active		Reserve			Guard		
	Mil	Civ	Drill	AGR	ART/Civ	Drill	AGR	Tech/Civ
FY11 Totals	3,504	699	0	1	0	946	74	239
FY12 Change	-23	-102	0	0	0	0	0	0
FY13 Change	+29	-51	0	0	0	-48	0	0
FY13 Totals	3,510	546	0	1	0	898	74	239

6 March 2012

Note: All authorized manpower within the state is shown on this summary page, i.e. manpower at support sites, recruiting stations, etc., is included

Legend: ● Active ● Reserve ● Guard ● Other



* Ellsworth AFB

Manpower	Active		Reserve			Guard		
	Mil	Civ	Drill	AGR	ART/Civ	Drill	AGR	Tech/Civ
FY11 Totals	3,489	698	0	1	0	0	0	0
FY12 Change	-47	-102	0	0	0	0	0	0
FY13 Change	+2	-51	0	0	0	0	0	0
FY13 Totals	3,444	545	0	1	0	0	0	0

Notes :

MDS	MQ-9A	RSO Ground Station	B-1B
	Active	Active	Active
FY12 Totals	10	2	28
FY13 Change	0	0	0



U.S. AIR FORCE

Joe Foss Field AGS



* Joe Foss Field AG

Manpower	Active		Reserve			Guard		
	Mil	Civ	Drill	AGR	ART/Civ	Drill	AGR	Tech/Civ
FY11 Totals	1	0	0	0	0	925	67	233
FY12 Change	+24	0	0	0	0	0	0	0
FY13 Change	+27	0	0	0	0	-48	0	0
FY13 Totals	52	0	0	0	0	877	67	233

Notes :

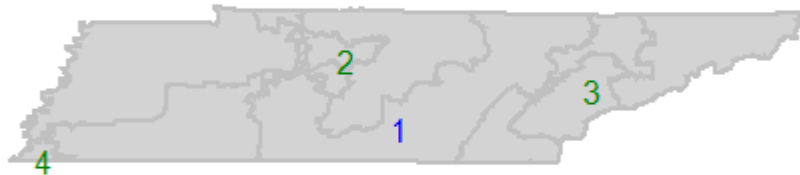
Active Association planned with ANG F-16

MDS	F-16C/D
	Guard
FY12 Totals	22
FY13 Change	0



U.S. AIR FORCE

Tennessee



Senators	
Lamar Alexander	Bob Corker

Map	Base	District	Representative
1	Arnold AFB	04	Scott DesJarlais
2	Berry Field AGS	05	Jim Cooper
3	McGhee Tyson AGS	02	John J. Duncan, Jr.
4	Memphis AGS	09	Steve Cohen

Manpower	Active		Reserve			Guard		
	Mil	Civ	Drill	AGR	ART/Civ	Drill	AGR	Tech/Civ
FY11 Totals	165	308	0	2	0	3,187	332	999
FY12 Change	-1	-3	0	0	0	0	0	+5
FY13 Change	0	-15	0	0	0	-101	+1	-65
FY13 Totals	164	290	0	2	0	3,086	333	939

6 March 2012

Note: All authorized manpower within the state is shown on this summary page, i.e. manpower at support sites, recruiting stations, etc., is included

Legend: ● Active ● Reserve ● Guard ● Other



U.S. AIR FORCE

Arnold AFB

 * Arnold AFB

Manpower	Active		Reserve			Guard		
	Mil	Civ	Drill	AGR	ART/Civ	Drill	AGR	Tech/Civ
FY11 Totals	54	299	0	0	0	0	0	0
FY12 Change	-1	-3	0	0	0	0	0	0
FY13 Change	0	-15	0	0	0	0	0	0
FY13 Totals	53	281	0	0	0	0	0	0

Notes :



* Berry Field AGS

Manpower	Active		Reserve			Guard		
	Mil	Civ	Drill	AGR	ART/Civ	Drill	AGR	Tech/Civ
FY11 Totals	0	0	0	0	0	1,045	66	328
FY12 Change	0	0	0	0	0	0	0	0
FY13 Change	0	0	0	0	0	0	0	0
FY13 Totals	0	0	0	0	0	1,045	66	328

Notes :

MQ-1/9 Remote Split Ops Squadron will begin bed down along with 2 Intelligence Surveillance and Reconnaissance Groups (FY12 actions)

6 WC-130 transfer to Puerto Rico is a prior budget action

MDS	WC-130H
	Guard
FY12 Totals	0
FY13 Change	0



U.S. AIR FORCE

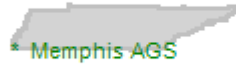
McGhee Tyson AGS

* McGhee Tyson AGS

Manpower	Active		Reserve			Guard		
	Mil	Civ	Drill	AGR	ART/Civ	Drill	AGR	Tech/Civ
FY11 Totals	23	0	0	1	0	902	157	258
FY12 Change	0	0	0	0	0	0	0	+5
FY13 Change	0	0	0	0	0	-40	0	-9
FY13 Totals	23	0	0	1	0	862	157	254

Notes :

MDS	KC-135R/T
	Guard
FY12 Totals	12
FY13 Change	-2



Manpower	Active		Reserve			Guard		
	Mil	Civ	Drill	AGR	ART/Civ	Drill	AGR	Tech/Civ
FY11 Totals	11	0	0	0	0	889	79	325
FY12 Change	0	0	0	0	0	0	0	0
FY13 Change	0	0	0	0	0	-32	+1	-55
FY13 Totals	11	0	0	0	0	857	80	270

Notes :

5 of 10 C-5A aircraft retired through a prior budget action - the remaining 5 planned to retire in FY14

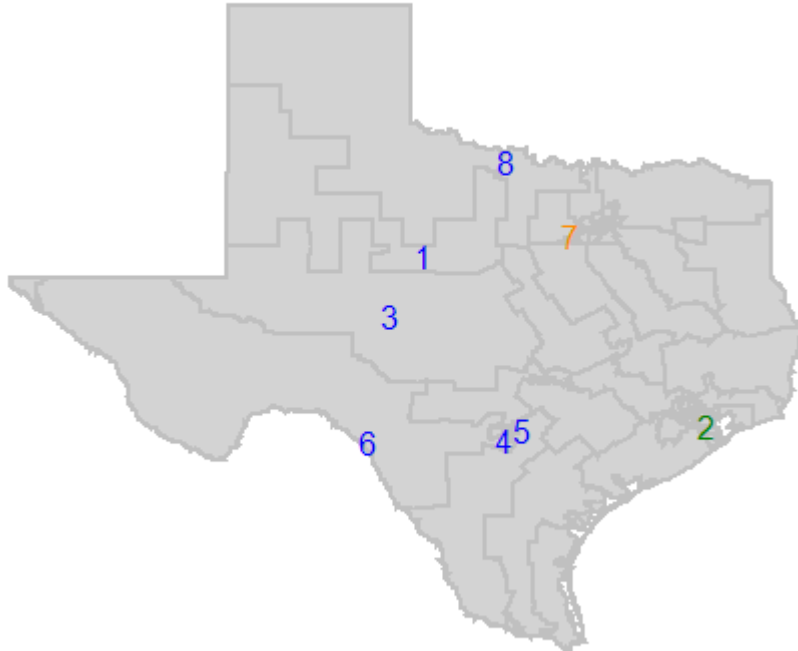
4 C-17 aircraft arrive in FY13 with 4 additional aircraft planned for FY14 (FY12 actions)

MDS	C-17A	C-5A
	Guard	Guard
FY12 Totals	0	10
FY13 Change	+4	-5



U.S. AIR FORCE

Texas



Senators			
Kay Bailey Hutchison		John Cornyn	
Map	Base	District	Representative
1	Dyess AFB	19	Randy Neugebauer
2	Ellington Field JRB	22	Pete Olson
3	Goodfellow AFB	11	K. Michael Conaway
4	JB San Antonio-Lackland	20	Charles A. Gonzalez
5	JB San Antonio-Randolph	28	Henry Cuellar
6	Laughlin AFB	23	Francisco R. Canseco
7	NAS JRB Ft Worth	12	Kay Granger
8	Sheppard AFB	13	Mac Thornberry

Manpower	Active		Reserve			Guard		
	Mil	Civ	Drill	AGR	ART/Civ	Drill	AGR	Tech/Civ
FY11 Totals	21,343	18,307	4,564	294	1,299	2,760	477	676
FY12 Change	-157	-522	-2	-2	-30	0	0	0
FY13 Change	+178	-274	-425	+1	-191	-57	-3	-52
FY13 Totals	21,364	17,511	4,137	293	1,078	2,703	474	624

6 March 2012

Note: All authorized manpower within the state is shown on this summary page, i.e. manpower at support sites, recruiting stations, etc., is included

Legend: ● Active ● Reserve ● Guard ● Other



Manpower	Active		Reserve			Guard		
	Mil	Civ	Drill	AGR	ART/Civ	Drill	AGR	Tech/Civ
FY11 Totals	4,741	430	0	1	0	0	1	0
FY12 Change	-136	-43	0	0	0	0	0	0
FY13 Change	-8	-15	0	0	0	0	0	0
FY13 Totals	4,597	372	0	1	0	0	1	0

Notes :

C-130H aircraft retired through a prior budget action

MDS	C-130J	C-130H	B-1B
	Active	Active	Active
FY12 Totals	24	4	33
FY13 Change	+4	-4	0



U.S. AIR FORCE

Ellington Field JRB



Manpower	Active		Reserve			Guard		
	Mil	Civ	Drill	AGR	ART/Civ	Drill	AGR	Tech/Civ
FY11 Totals	0	0	0	0	0	827	218	170
FY12 Change	0	0	0	0	0	0	0	0
FY13 Change	0	0	0	0	0	-7	-3	-9
FY13 Totals	0	0	0	0	0	820	215	161

Notes :

1 RC-26 planned to retire in FY15

MDS	MQ-1B	RSO Ground Station	RC-26B
	Guard	Guard	Guard
FY12 Totals	12	3	1
FY13 Change	0	0	0



U.S. AIR FORCE

Goodfellow AFB



Manpower	Active		Reserve			Guard		
	Mil	Civ	Drill	AGR	ART/Civ	Drill	AGR	Tech/Civ
FY11 Totals	1,005	691	0	1	0	65	1	43
FY12 Change	-41	-50	0	0	0	0	0	0
FY13 Change	+2	-17	0	0	0	-65	0	-43
FY13 Totals	966	624	0	1	0	0	1	0

Notes :

ANG Classic Association with Intelligence Training



U.S. AIR FORCE

JB San Antonio-Lackland



* JB San Antonio-Lackland

Manpower	Active		Reserve			Guard		
	Mil	Civ	Drill	AGR	ART/Civ	Drill	AGR	Tech/Civ
FY11 Totals	11,536	14,436	2,645	139	694	681	135	243
FY12 Change	-34	-333	-1	-2	+20	0	0	0
FY13 Change	+58	-213	-385	+1	-178	+17	0	0
FY13 Totals	11,560	13,890	2,259	138	536	698	135	243

Notes :

16 C-5A planned to retire FY13-16

8 C-5M planned to begin bed down in FY16

AFRC Aircrew Center of Excellence Classic Association

AFRC Information Operations Squadron Classic Association

AFRC Basic Military Training Classic Association

AFRC Cyberspace Network Defense Classic Association planned in FY13

Cyberspace Command and Control AFRC Classic Association planned

MDS	F-16C/D	C-5A
	Guard	Reserve
FY12 Totals	25	16
FY13 Change	0	-5

6 March 2012

Manpower Numbers for JB San Antonio-Lackland reflect all of JB San Antonio, not just Lackland

Legend: ● Active ● Reserve ● Guard ● Other



U.S. AIR FORCE

JB San Antonio-Randolph



* JB San Antonio-Randolph

Manpower	Active		Reserve			Guard		
	Mil	Civ	Drill	AGR	ART/Civ	Drill	AGR	Tech/Civ
FY11 Totals	0	0	0	0	0	0	0	0
FY12 Change	0	0	0	0	0	0	0	0
FY13 Change	0	0	0	0	0	0	0	0
FY13 Totals	0	0	0	0	0	0	0	0

Notes :

AFRC Pilot Training Classic Association

MDS	T-38	T-1A	T-6A
	Active	Active	Active
FY12 Totals	88	17	37
FY13 Change	0	0	0

6 March 2012

Manpower Numbers for JB San Antonio-Randolph are aggregated in the JB San Antonio totals shown on the JB San Antonio-Lackland page

Legend: ● Active ● Reserve ● Guard ● Other



Manpower	Active		Reserve			Guard		
	Mil	Civ	Drill	AGR	ART/Civ	Drill	AGR	Tech/Civ
FY11 Totals	838	981	62	30	1	0	0	0
FY12 Change	-11	-26	0	0	0	0	0	0
FY13 Change	+6	-5	0	0	0	0	0	0
FY13 Totals	833	950	62	30	1	0	0	0

Notes :

MDS	T-38	T-1A	T-6A
	Active	Active	Active
FY12 Totals	71	48	105
FY13 Change	0	0	0



U.S. AIR FORCE

NAS JRB Ft Worth



Manpower	Active		Reserve			Guard		
	Mil	Civ	Drill	AGR	ART/Civ	Drill	AGR	Tech/Civ
FY11 Totals	39	9	1,764	73	600	850	71	173
FY12 Change	+42	0	-1	0	-50	0	0	0
FY13 Change	+48	-1	-40	0	-13	-2	0	0
FY13 Totals	129	8	1,723	73	537	848	71	173

Notes :

8 C-130H2 planned to begin transfer in FY14

9 to 11 MC-12W planned to begin bed down in FY14

Active Association planned with AFRC F-16

MDS	F-16C/D	C-130H
	Reserve	Guard
FY12 Totals	27	8
FY13 Change	0	0



U.S. AIR FORCE

Sheppard AFB



Manpower	Active		Reserve			Guard		
	Mil	Civ	Drill	AGR	ART/Civ	Drill	AGR	Tech/Civ
FY11 Totals	1,828	1,175	54	28	1	0	2	0
FY12 Change	+32	-63	0	0	0	0	0	0
FY13 Change	+1	-26	0	0	0	0	0	0
FY13 Totals	1,861	1,086	54	28	1	0	2	0

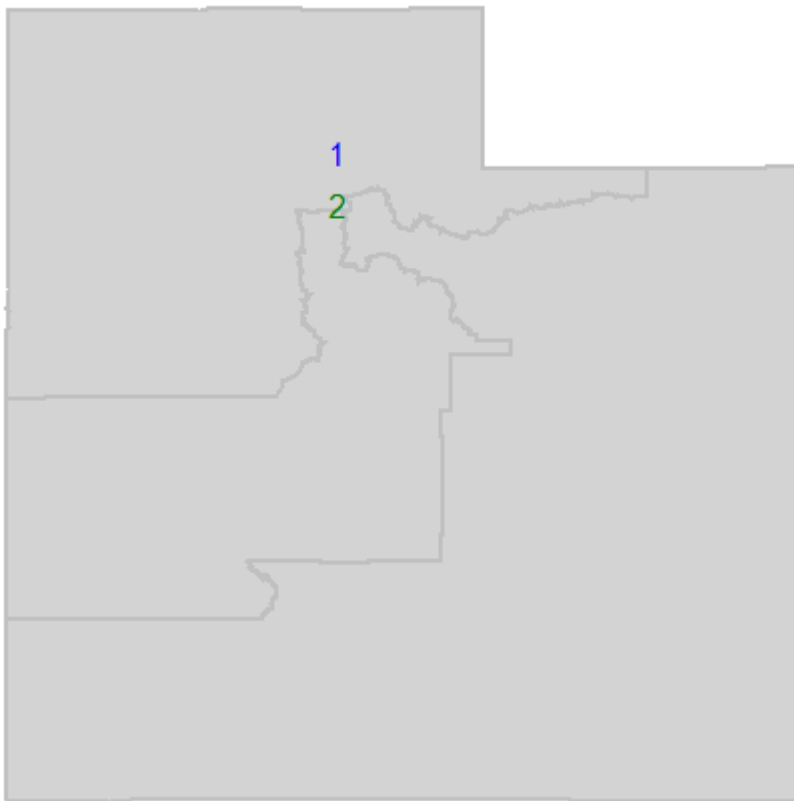
Notes :

MDS	T-38	T-6A
	Active	Active
FY12 Totals	124	77
FY13 Change	0	0



U.S. AIR FORCE

Utah



Senators			
Orrin G. Hatch		Mike Lee	
Map	Base	District	Representative
1	Hill AFB	01	Rob Bishop
2	Salt Lake City AGS	01	Rob Bishop

Manpower	Active		Reserve			Guard		
	Mil	Civ	Drill	AGR	ART/Civ	Drill	AGR	Tech/Civ
FY11 Totals	3,489	10,621	1,019	35	269	1,261	170	297
FY12 Change	-63	-8	-2	0	+2	0	0	+5
FY13 Change	+1	-151	+1	0	+2	-10	-3	-1
FY13 Totals	3,427	10,462	1,018	35	273	1,251	167	301

6 March 2012

Note: All authorized manpower within the state is shown on this summary page, i.e. manpower at support sites, recruiting stations, etc., is included

Legend:	● Active	● Reserve	● Guard	● Other
---------	----------	-----------	---------	---------



* Hill AFB

Manpower	Active		Reserve			Guard		
	Mil	Civ	Drill	AGR	ART/Civ	Drill	AGR	Tech/Civ
FY11 Totals	3,438	10,579	1,019	30	269	0	2	0
FY12 Change	-63	-8	-2	0	+2	0	0	0
FY13 Change	+1	-151	+1	0	+2	0	0	0
FY13 Totals	3,376	10,420	1,018	30	273	0	2	0

Notes :

F-16 AFRC Classic Association

MDS	F-16C/D
	Active
FY12 Totals	66
FY13 Change	0



* Salt Lake City AGS

Manpower	Active		Reserve			Guard		
	Mil	Civ	Drill	AGR	ART/Civ	Drill	AGR	Tech/Civ
FY11 Totals	10	1	0	3	0	1,261	168	297
FY12 Change	0	0	0	0	0	0	0	+5
FY13 Change	0	0	0	0	0	-10	-3	-1
FY13 Totals	10	1	0	3	0	1,251	165	301

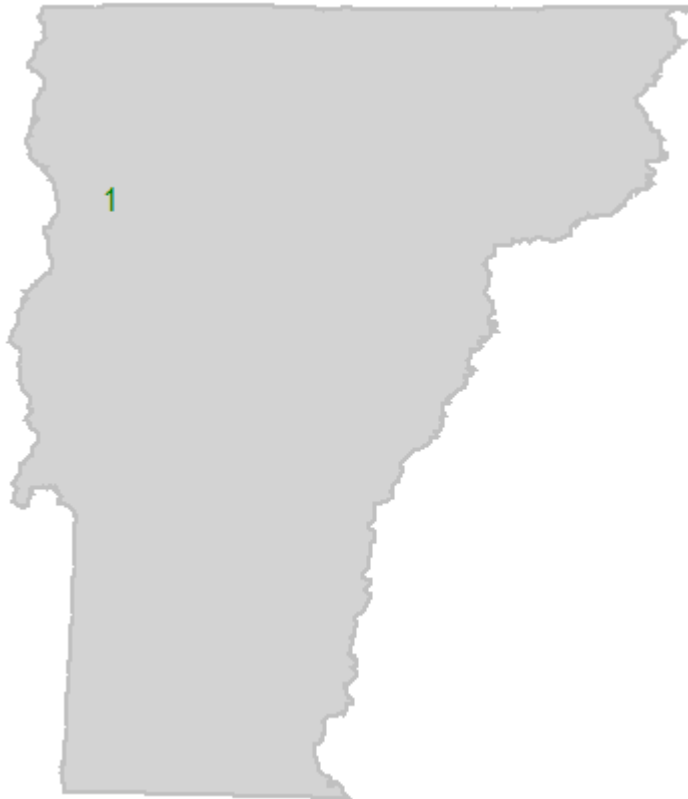
Notes :

MDS	KC-135R/T
	Guard
FY12 Totals	9
FY13 Change	0



U.S. AIR FORCE

Vermont



Senators			
Patrick J. Leahy		Bernard Sanders (I)	
Map	Base	District	Representative
1	Burlington AGS	01	Peter Welch

Manpower	Active		Reserve			Guard		
	Mil	Civ	Drill	AGR	ART/Civ	Drill	AGR	Tech/Civ
FY11 Totals	23	0	0	0	0	945	124	233
FY12 Change	+24	0	0	0	0	0	0	0
FY13 Change	+28	0	0	0	0	0	-60	+14
FY13 Totals	75	0	0	0	0	945	64	247

6 March 2012

Note: All authorized manpower within the state is shown on this summary page, i.e. manpower at support sites, recruiting stations, etc., is included

Legend:	● Active	● Reserve	● Guard	● Other
---------	--------------------------------------------	--------------------------------------------	--------------------------------------------	---------------------------------------------



Manpower	Active		Reserve			Guard		
	Mil	Civ	Drill	AGR	ART/Civ	Drill	AGR	Tech/Civ
FY11 Totals	14	0	0	0	0	898	99	225
FY12 Change	+24	0	0	0	0	0	0	0
FY13 Change	+28	0	0	0	0	0	-60	+14
FY13 Totals	66	0	0	0	0	898	39	239

Notes :

Active Association with ANG F-16

MDS	F-16C/D
	Guard
FY12 Totals	24
FY13 Change	0



U.S. AIR FORCE

Virginia



Senators			
Jim Webb		Mark R. Warner	

Map	Base	District	Representative
1	JB Langley-Eustis	02	E. Scott Rigell
2	Pentagon	08	James P. Moran

Manpower	Active		Reserve			Guard		
	Mil	Civ	Drill	AGR	ART/Civ	Drill	AGR	Tech/Civ
FY11 Totals	12,956	7,002	455	256	42	1,119	392	383
FY12 Change	-117	-681	0	-11	+4	0	0	0
FY13 Change	+108	-146	0	-11	0	0	0	-1
FY13 Totals	12,947	6,175	455	234	46	1,119	392	382

6 March 2012

Note: All authorized manpower within the state is shown on this summary page, i.e. manpower at support sites, recruiting stations, etc., is included

Legend: ● Active ● Reserve ● Guard ● Other



Manpower	Active		Reserve			Guard		
	Mil	Civ	Drill	AGR	ART/Civ	Drill	AGR	Tech/Civ
FY11 Totals	7,180	3,362	362	56	22	883	125	230
FY12 Change	+86	-310	0	-1	+4	0	0	0
FY13 Change	+96	-131	0	-1	0	0	0	-1
FY13 Totals	7,362	2,921	362	54	26	883	125	229

Notes :

- AFRC Integrated Network Operations and Security Center Classic Association
- F-22 ANG Classic Association
- Distributed Ground Station ANG Classic Association
- Logistics Support Center ANG Classic Association
- Combat Targeting AFRC Classic Association planned (FY TBD)
- Distributed Ground Station AFRC Classic Association

MDS	T-38	F-22A
	Active	Active
FY12 Totals	14	47
FY13 Change	0	0



U.S. AIR FORCE

Pentagon



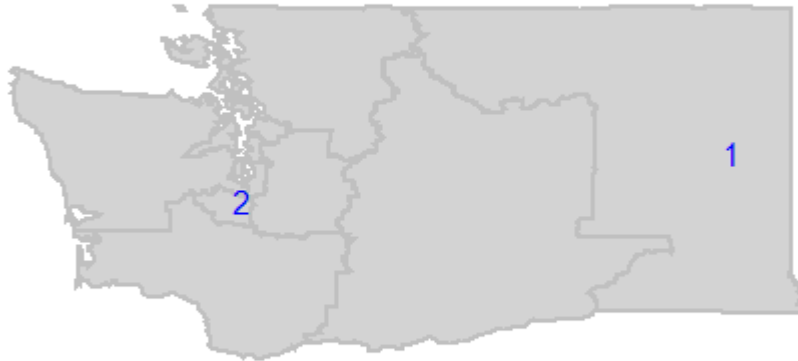
Manpower	Active		Reserve			Guard		
	Mil	Civ	Drill	AGR	ART/Civ	Drill	AGR	Tech/Civ
FY11 Totals	3,201	2,428	5	158	20	0	80	26
FY12 Change	-181	-416	0	-2	0	0	0	0
FY13 Change	-25	-25	0	-5	0	0	0	0
FY13 Totals	2,995	1,987	5	151	20	0	80	26

Notes :



U.S. AIR FORCE

Washington



Senators			
Patty Murray		Maria Cantwell	

Map	Base	District	Representative
1	Fairchild AFB	05	Cathy McMorris Rodgers
2	JB Lewis-McChord	09	Adam Smith

Manpower	Active		Reserve			Guard		
	Mil	Civ	Drill	AGR	ART/Civ	Drill	AGR	Tech/Civ
FY11 Totals	6,137	990	1,865	10	264	1,816	358	387
FY12 Change	+183	-37	+1	0	+1	0	0	0
FY13 Change	-65	-13	+1	0	+1	-92	-5	-13
FY13 Totals	6,255	940	1,867	10	266	1,724	353	374

6 March 2012

Note: All authorized manpower within the state is shown on this summary page, i.e. manpower at support sites, recruiting stations, etc., is included

Legend: ● Active ● Reserve ● Guard ● Other



* Fairchild AFB

Manpower	Active		Reserve			Guard		
	Mil	Civ	Drill	AGR	ART/Civ	Drill	AGR	Tech/Civ
FY11 Totals	2,661	611	0	1	0	794	35	219
FY12 Change	-3	-24	0	0	0	0	0	0
FY13 Change	-8	-11	0	0	0	+17	0	0
FY13 Totals	2,650	576	0	1	0	811	35	219

Notes :

1 RC-26 planned to retire in FY15
 ANG KC-135 Classic Association

MDS	KC-135R/T	RC-26B	UH-1N
	Active	Guard	Active
FY12 Totals	35	1	4
FY13 Change	0	0	0



U.S. AIR FORCE

JB Lewis-McChord



Manpower	Active		Reserve			Guard		
	Mil	Civ	Drill	AGR	ART/Civ	Drill	AGR	Tech/Civ
FY11 Totals	3,343	363	1,865	6	264	153	243	34
FY12 Change	+183	-13	+1	0	+1	0	0	0
FY13 Change	-57	-2	+1	0	+1	0	0	0
FY13 Totals	3,469	348	1,867	6	266	153	243	34

Notes :

AFRC C-17 Classic Association

MDS	C-17A
	Active
FY12 Totals	54
FY13 Change	-2



U.S. AIR FORCE

West Virginia



Senators			
John D. Rockefeller IV		Joe Manchin III	
Map	Base	District	Representative
1	Charleston AGS	02	Shelley Moore Capito
2	Shepherd Field AGS	02	Shelley Moore Capito

Manpower	Active		Reserve			Guard		
	Mil	Civ	Drill	AGR	ART/Civ	Drill	AGR	Tech/Civ
FY11 Totals	56	2	0	0	0	1,960	183	568
FY12 Change	-2	0	0	0	0	0	0	+37
FY13 Change	0	0	0	0	0	+17	0	+4
FY13 Totals	54	2	0	0	0	1,977	183	609

6 March 2012

Note: All authorized manpower within the state is shown on this summary page, i.e. manpower at support sites, recruiting stations, etc., is included

Legend: ● Active ● Reserve ● Guard ● Other



U.S. AIR FORCE

Charleston AGS



Manpower	Active		Reserve			Guard		
	Mil	Civ	Drill	AGR	ART/Civ	Drill	AGR	Tech/Civ
FY11 Totals	0	0	0	0	0	848	72	171
FY12 Change	0	0	0	0	0	0	0	0
FY13 Change	0	0	0	0	0	+17	0	+4
FY13 Totals	0	0	0	0	0	865	72	175

Notes :

1 RC-26 planned to retire in FY15

MDS	C-130H	RC-26B
	Guard	Guard
FY12 Totals	9	1
FY13 Change	-1	0



U.S. AIR FORCE

Shepherd Field AGS



Manpower	Active		Reserve			Guard		
	Mil	Civ	Drill	AGR	ART/Civ	Drill	AGR	Tech/Civ
FY11 Totals	34	0	0	0	0	1,079	103	386
FY12 Change	0	0	0	0	0	0	0	+37
FY13 Change	0	0	0	0	0	0	0	0
FY13 Totals	34	0	0	0	0	1,079	103	423

Notes :

11 C-5A planned to retire in FY14-15

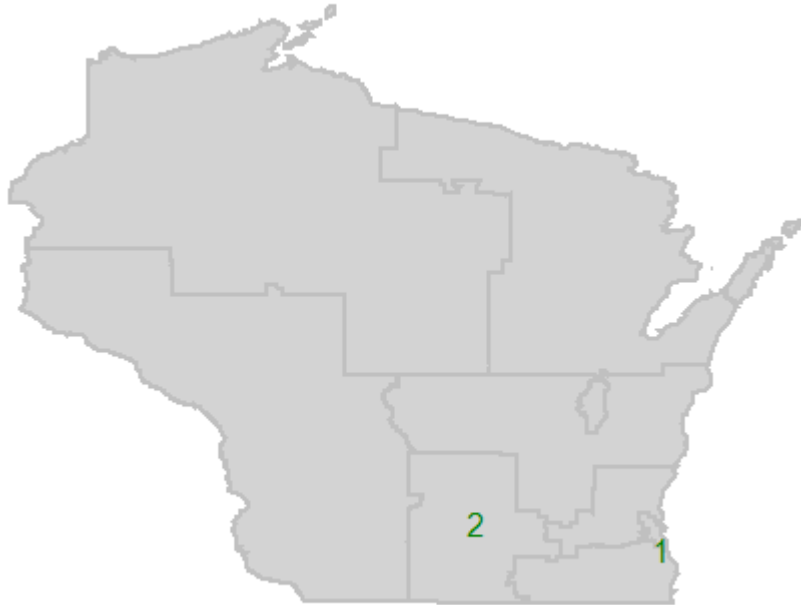
8 C-17 planned to begin bed down in FY15

MDS	C-5A
	Guard
FY12 Totals	11
FY13 Change	0



U.S. AIR FORCE

Wisconsin



Senators			
Herb Kohl		Ronald H. Johnson	
Map	Base	District	Representative
1	General Mitchell AGS	04	Gwen Moore
2	Truax AGS	02	Tammy Baldwin

Manpower	Active		Reserve			Guard		
	Mil	Civ	Drill	AGR	ART/Civ	Drill	AGR	Tech/Civ
FY11 Totals	62	9	0	0	0	1,945	348	485
FY12 Change	+24	0	0	0	0	0	0	+5
FY13 Change	+28	-1	0	0	0	-89	-21	+1
FY13 Totals	114	8	0	0	0	1,856	327	491

6 March 2012

Note: All authorized manpower within the state is shown on this summary page, i.e. manpower at support sites, recruiting stations, etc., is included

Legend: ● Active ● Reserve ● Guard ● Other



U.S. AIR FORCE

General Mitchell AGS



* General Mitchell AGS

Manpower	Active		Reserve			Guard		
	Mil	Civ	Drill	AGR	ART/Civ	Drill	AGR	Tech/Civ
FY11 Totals	0	0	0	0	0	791	75	232
FY12 Change	0	0	0	0	0	0	0	+5
FY13 Change	0	0	0	0	0	-36	0	-9
FY13 Totals	0	0	0	0	0	755	75	228

Notes :

MDS	KC-135R/T
	Guard
FY12 Totals	12
FY13 Change	-2



Manpower	Active		Reserve			Guard		
	Mil	Civ	Drill	AGR	ART/Civ	Drill	AGR	Tech/Civ
FY11 Totals	0	0	0	0	0	907	169	206
FY12 Change	+24	0	0	0	0	0	0	0
FY13 Change	+28	0	0	0	0	-53	-3	+10
FY13 Totals	52	0	0	0	0	854	166	216

Notes :


1 RC-26 planned to retire in FY15
 Active Association planned with ANG F-16

MDS	F-16C/D	RC-26B
	Guard	Guard
FY12 Totals	23	1
FY13 Change	0	0



U.S. AIR FORCE

Wyoming



Senators	
Michael B. Enzi	John Barrasso

Map	Base	District	Representative
1	Cheyenne AGS	01	Cynthia M. Lummis
2	Francis E Warren AFB	01	Cynthia M. Lummis

Manpower	Active		Reserve			Guard		
	Mil	Civ	Drill	AGR	ART/Civ	Drill	AGR	Tech/Civ
FY11 Totals	2,964	659	0	1	0	1,071	185	200
FY12 Change	0	-8	0	0	0	0	0	0
FY13 Change	0	-18	0	0	0	-85	-4	0
FY13 Totals	2,964	633	0	1	0	986	181	200

6 March 2012

Note: All authorized manpower within the state is shown on this summary page, i.e. manpower at support sites, recruiting stations, etc., is included

Legend: ● Active ● Reserve ● Guard ● Other



* Cheyenne AGS

Manpower	Active		Reserve			Guard		
	Mil	Civ	Drill	AGR	ART/Civ	Drill	AGR	Tech/Civ
FY11 Totals	185	1	0	0	0	960	90	192
FY12 Change	0	0	0	0	0	0	0	0
FY13 Change	0	0	0	0	0	-85	-4	0
FY13 Totals	185	1	0	0	0	875	86	192

Notes :

Active Association with ANG C-130

MDS	C-130H
	Guard
FY12 Totals	12
FY13 Change	0



U.S. AIR FORCE

Francis E Warren AFB



* Francis E Warren AF

Manpower	Active		Reserve			Guard		
	Mil	Civ	Drill	AGR	ART/Civ	Drill	AGR	Tech/Civ
FY11 Totals	2,769	655	0	1	0	84	86	0
FY12 Change	+1	-8	0	0	0	0	0	0
FY13 Change	0	-18	0	0	0	0	0	0
FY13 Totals	2,770	629	0	1	0	84	86	0

Notes :

MDS	UH-1N
	Active
FY12 Totals	9
FY13 Change	0



U.S. AIR FORCE

Guam



Senators			
Map	Base	District	Representative
1	Joint Region Marianas		Madeleine Z. Bordallo

Manpower	Active		Reserve			Guard		
	Mil	Civ	Drill	AGR	ART/Civ	Drill	AGR	Tech/Civ
FY11 Totals	2,047	127	245	5	2	274	31	10
FY12 Change	-22	-23	0	0	0	0	0	0
FY13 Change	+2	-1	0	0	0	0	0	0
FY13 Totals	2,027	103	245	5	2	274	31	10

6 March 2012

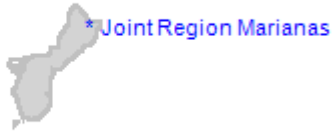
Note: All authorized manpower within the state is shown on this summary page, i.e. manpower at support sites, recruiting stations, etc., is included

Legend:	● Active	● Reserve	● Guard	● Other
---------	----------	-----------	---------	---------



U.S. AIR FORCE

Joint Region Marianas



Manpower	Active		Reserve			Guard		
	Mil	Civ	Drill	AGR	ART/Civ	Drill	AGR	Tech/Civ
FY11 Totals	2,047	127	245	5	2	274	31	10
FY12 Change	-22	-23	0	0	0	0	0	0
FY13 Change	+2	-1	0	0	0	0	0	0
FY13 Totals	2,027	103	245	5	2	274	31	10

Notes :

RED HORSE ANG Classic Association



U.S. AIR FORCE

Hawaii



Senators			
Daniel K. Inouye		Daniel K. Akaka	
Map	Base	District	Representative
1	JB Pearl Harbor-Hickam	01	Colleen W. Hanabusa

Manpower	Active		Reserve			Guard		
	Mil	Civ	Drill	AGR	ART/Civ	Drill	AGR	Tech/Civ
FY11 Totals	5,226	1,146	421	20	25	2,294	182	779
FY12 Change	+59	-168	0	0	+1	0	0	0
FY13 Change	+76	-11	0	0	0	-32	-3	-12
FY13 Totals	5,361	967	421	20	26	2,262	179	767

6 March 2012

Note: All authorized manpower within the state is shown on this summary page, i.e. manpower at support sites, recruiting stations, etc., is included

Legend: ● Active ● Reserve ● Guard ● Other



U.S. AIR FORCE

JB Pearl Harbor-Hickam



Manpower	Active		Reserve			Guard		
	Mil	Civ	Drill	AGR	ART/Civ	Drill	AGR	Tech/Civ
FY11 Totals	4,659	1,042	421	18	25	1,640	134	565
FY12 Change	+75	-168	0	0	+1	0	0	0
FY13 Change	+76	-11	0	0	0	-32	-3	-12
FY13 Totals	4,810	863	421	18	26	1,608	131	553

Notes :

Air and Space Operations Center ANG Classic Association
 C-17 ANG Classic Association
 Active Association with ANG KC-135
 Cryptologic Support Site ANG Classic Association
 Active Association with ANG F-22

MDS	C-17A	KC-135R/T	F-22A	C-37	C-40
	Active	Guard	Guard	Active	Active
FY12 Totals	9	12	20	1	1
FY13 Change	0	0	0	0	0



U.S. AIR FORCE

Puerto Rico

Senators			
Map	Base	District	Representative
1	Munoz AGS		Pedro R. Pierluisi



Manpower	Active		Reserve			Guard		
	Mil	Civ	Drill	AGR	ART/Civ	Drill	AGR	Tech/Civ
FY11 Totals	28	1	0	1	0	1,077	78	239
FY12 Change	0	0	0	0	0	0	0	0
FY13 Change	0	-1	0	0	0	-185	-2	-33
FY13 Totals	28	0	0	1	0	892	76	206

6 March 2012

Note: All authorized manpower within the state is shown on this summary page, i.e. manpower at support sites, recruiting stations, etc., is included

Legend: ● Active ● Reserve ● Guard ● Other



Manpower	Active		Reserve			Guard		
	Mil	Civ	Drill	AGR	ART/Civ	Drill	AGR	Tech/Civ
FY11 Totals	0	0	0	0	0	828	67	178
FY12 Change	0	0	0	0	0	0	0	0
FY13 Change	0	0	0	0	0	-2	0	0
FY13 Totals	0	0	0	0	0	826	67	178

Notes :

6 C-130E retirements and 6 WC-130 bed down are both prior budget actions

MDS	WC-130H	C-130E
	Guard	Guard
FY12 Totals	6	0
FY13 Change	0	0



U.S. AIR FORCE

Virgin Islands



Senators			
Map	Base	District	Representative
1	St Croix AGS		Donna M. Christensen



Manpower	Active		Reserve			Guard		
	Mil	Civ	Drill	AGR	ART/Civ	Drill	AGR	Tech/Civ
FY11 Totals	0	0	0	0	0	52	19	0
FY12 Change	0	0	0	0	0	0	0	0
FY13 Change	0	0	0	0	0	-2	0	0
FY13 Totals	0	0	0	0	0	50	19	0

6 March 2012

Note: All authorized manpower within the state is shown on this summary page, i.e. manpower at support sites, recruiting stations, etc., is included

Legend: ● Active ● Reserve ● Guard ● Other



U.S. AIR FORCE

St Croix AGS

St Croix AGS

St Croix AGS

Manpower	Active		Reserve			Guard		
	Mil	Civ	Drill	AGR	ART/Civ	Drill	AGR	Tech/Civ
FY11 Totals	0	0	0	0	0	52	19	0
FY12 Change	0	0	0	0	0	0	0	0
FY13 Change	0	0	0	0	0	-2	0	0
FY13 Totals	0	0	0	0	0	50	19	0

Notes :