

142524

**U.S. Department of Justice
National Institute of Justice**

This document has been reproduced exactly as received from the person or organization originating it. Points of view or opinions stated in this document are those of the authors and do not necessarily represent the official position or policies of the National Institute of Justice.

Permission to reproduce this ~~copyrighted~~ material has been granted by

Public Domain/OJP/BJA

U.S. Department of Justice

to the National Criminal Justice Reference Service (NCJRS).

Further reproduction outside of the NCJRS system requires permission of the ~~copyright~~ owner.



142524

Bureau of Justice Statistics Special Report

Federal Offenses and Offenders

Prosecuting Criminal Enterprises

By
Kenneth Carlson
Peter Finn
Abt Associates Inc.

November 1993

Federal prosecutors have available two sets of statutes to dismantle criminal enterprises that function like businesses. The continuing criminal enterprise (CCE) statute (21 U.S.C. 848) targets only drug traffickers who are responsible for long-term and elaborate conspiracies. The antiracketeering statute (18 U.S.C. 1951-1968), which includes the Racketeer Influenced and Corrupt Organizations Act (RICO), targets offenders working at the top levels of various kinds of criminal organizations.

The number of prosecutions based on these statutes is relatively small compared to those for major categories of Federal offenses such as drug trafficking. Among persons whose cases were terminated in U.S. district court in 1990, 996 were prosecuted using the racketeering statutes and 128 were prosecuted using CCE, while 17,135 were prosecuted for drug trafficking using other statutes. Conviction under most criminal enterprise statutes requires proof of both a *predicate offense* and — what is generally more difficult — a pattern or set of circumstances that connect the predicate offenses.

The importance of the criminal enterprise statutes comes from their potential to break up associations of highly placed drug

Federal criminal enterprise statutes specifically target criminal behavior conducted like a legitimate business. The Racketeer Influenced and Corrupt Organizations Act (RICO) is the most prominent of these statutes. A majority of these statutes, including RICO, require or permit especially severe punishments compared with other Federal legislation directed at the same criminal behavior.

This special report examines how these statutes have been applied. The data indicate that the statutes are resulting in convictions and substantial sentences for drug kingpins and other major offenders.

This information should assist public officials, prosecutors, and researchers in their effort to fight racketeering offenders, including resilient top-level distributors of illicit drugs.

Lawrence A. Greenfeld
Acting Director

traffickers or to incapacitate criminals who direct complex illegal activities. By using these statutes, a U.S. attorney can obtain convictions that carry longer sentences on average than convictions for the predicate offenses alone. Additionally, based on

overlapping jurisdiction with the States, Federal prosecutors may agree to use the statutes to prosecute crimes such as murder and robbery that would otherwise be State offenses only.

The main findings from an analysis of matters concluded by U.S. attorneys and cases terminated in U.S. district courts, from mid-1987 to mid-1990, include the following:

- In 1990, 2% of Federal offenders were convicted of racketeering or CCE charges.
- CCE offenders constituted less than 1% of Federal drug offenders, representing a uniquely defined set of the most serious drug traffickers. Characteristics of these offenders, such as sentence length and criminal history, can be most clearly observed in comparing CCE with "other" drug cases.
- Most racketeering convictions were based either on RICO (27%) or interstate travel in aid of racketeering (28%).
- The predicate offenses on which racketeering convictions were based were primarily gambling offenses (21%), drug offenses (23%), and threats and extortion (22%).
- Defendants in both racketeering and CCE cases were less likely than other Federal defendants to plead guilty but were about as likely as others to be convicted.

- Whether disposed by plea or trial, CCE cases took considerably longer to resolve than other drug trafficking cases. Racketeering cases took somewhat longer to dispose than cases that involved the corresponding underlying offenses, and approximately 50% longer than the average for all offenses.*

*Underlying offenses include all Federal offenses which could have qualified as predicate offenses in a RICO prosecution, except for drug trafficking, which is tabulated separately for comparison with CCE cases.

- Offenders convicted of racketeering were more likely to be incarcerated than were those convicted only of underlying offenses.

- Prison sentences for both racketeering and CCE offenders were substantially longer than those imposed on offenders convicted of the underlying racketeering-related or drug trafficking offenses, respec-

tively. Ten percent of CCE offenders were sentenced to life terms, and another 29% were sentenced to definite terms of more than 20 years.

- Fines were imposed on a quarter of CCE offenders. The average fine exceeded \$100,000, more than 7 times the average fine imposed on other drug traffickers.

Racketeering statutes

Federal racketeering statutes, first enacted in 1934 and periodically amended, target a number of specific offenses, such as conspiracy to obstruct, or obstruction of, interstate commerce by robbery or extortion; travel in interstate or foreign commerce, or use of the mails, with the intent to facilitate any unlawful activity; and any offer, acceptance, or solicitation of bribes to influence an employee benefit plan. Penalties include fines and imprisonment and vary by offense.

Racketeer Influenced and Corrupt Organizations Act (RICO)

The Organized Crime Control Act of 1970 amended existing Federal racketeering statutes to include the Racketeer Influenced and Corrupt Organizations Act (RICO).

RICO specifically prohibits four activities: (a) investing the proceeds of a pattern of racketeering activity (as defined below) in an enterprise that engages in interstate or foreign commerce; (b) acquiring or maintaining an interest in such an enterprise by means of a pattern of racketeering activity; (c) using a pattern of racketeering activity in conducting the affairs of such an enterprise; or (d) conspiracy to do (a), (b), or (c).

The statute defines *racketeering activity* as any of 27 types of violations of the U.S. Code and 8 types of State felonies. The 27 Federal offenses include specific

types of gambling, prostitution, drug offenses, obscenity, theft, fraud, extortion, counterfeiting, bribery, obstruction of justice, cigarette bootlegging, and labor law violations. State predicate crimes include murder, kidnaping, gambling, arson, robbery, bribery, extortion, and drug offenses.

The statute defines *enterprise* to include any individual, partnership, corporation, association, or other legal entity, or any group of individuals who, though not a legal entity, are associated in fact.

The RICO statute permits fines of up to \$25,000, imprisonment for up to 20 years, or both, and requires the forfeiture of ill-gotten gains and any interest in the enterprise. The statute authorizes restraining orders and injunctions prior to conviction to prevent the transfer of potentially forfeitable property.

Civil RICO

The civil provisions of RICO permit U.S. attorneys and private citizens to sue for treble damages and the cost of the suit (including reasonable attorney fees) if it can be shown that the plaintiff was injured in his or her business or property and that those injuries resulted from a pattern of racketeering activity. Many objections raised against the RICO statute have focused on its use in civil cases, as varied as divorce proceedings, religious disputes, and contractual disputes between business people.

The use of the civil penalties provided by RICO is not included in this report

because private parties, not U.S. attorneys, have initiated most of the civil cases. In the 12 months ending June 30, 1991, a total of 966 civil RICO cases had commenced in U.S. district courts. The United States was the plaintiff in 12 of these suits.

Continuing Criminal Enterprise statute (CCE)

Although similar in purpose, the CCE statute and RICO differ considerably. The CCE statute targets only illegal drug activity. The statute makes it a crime to commit or conspire to commit a continuing series of felony violations of the 1970 Drug Abuse Prevention and Control Act when such acts are undertaken in concert with five or more other persons. Appeals courts have ruled that a continuing "series" means at least three related violations. For conviction under this statute, the offender must have been an organizer, manager, or supervisor of the continuing operation and have obtained substantial income or resources from the drug violations.

The sentence for a first CCE conviction is a mandatory minimum 20 years' imprisonment (with a maximum of life imprisonment), a fine of not more than \$2 million, and forfeiture of profits and any interest in the enterprise. Anyone engaging in a continuing criminal enterprise who intentionally kills a person or causes an intentional killing (which actually occurs) may be sentenced to death. Probation, parole, and suspension of the sentence are prohibited.

Criminal matters

In calendar year 1990, U.S. attorneys investigated 2,704 suspects in matters potentially involving violations of the racketeering statutes and another 440

in matters where a charge of CCE was considered (table 1). Although only 3% of the suspects in criminal matters terminated in that year were investigated for these offenses, these matters involved some of the most serious offenders and led to some

of the most severe sentences among all the cases terminated.

The U.S. attorneys declined to prosecute about half of the suspects in racketeering matters. This declination rate was roughly comparable to that for suspects investigated for the underlying offenses mentioned in the racketeering statute. In CCE matters 85% of suspects became defendants in Federal prosecutions (although not necessarily on CCE charges), a prosecution rate comparable to that for other drug suspects.

Declination did not necessarily mean that no action was taken against a suspect. About a fifth of the racketeering suspects and nearly a third of CCE suspects whose matters were declined by U.S. attorneys were referred to other authorities for prosecution (table 2).

Among those racketeering matters that prosecutors declined to prosecute, 45% were declined because of problems with the legal case, such as weak evidence, jurisdictional problems, or the expiration of the statute of limitations. Among declined CCE matters, 31% were declined for these case-related reasons.

Another 16% of suspects in declined racketeering matters were declined because the actions did not constitute a crime, either for a reason such as lack of intent or from the conduct not appearing to violate a Federal law. The remaining 20% of the racketeering declinations and 36% of the CCE declinations occurred because of a lack of resources to prosecute, minimum Federal interest, a policy directive in prosecutorial guidelines, a request from another agency, or personal circumstances such as the defendant's poor health.

The nature of criminal enterprise offenses

In 1990, 3,248 defendants in cases terminated in U.S. district courts were charged with either racketeering or one or more of the offenses underlying the racketeering statute (table 3). Thirty-one percent of these defendants — 996 — were specifically charged with a racketeering violation. By contrast, fewer than 1% of the over 17,000 drug trafficking defendants in 1990 were charged under the CCE statute.

Table 1. Suspects in matters concluded by U.S. attorneys, 1990

Most serious offense investigated	Number of suspects	Percent of suspects	
		Filed for prosecution	Declined
All offenses	95,760	63%	37%
Racketeering	2,704	52	48
Underlying offenses	8,317	49	51
Continuing Criminal Enterprise	440	85	15
Other drug offenses*	31,071	80	20
All other offenses	53,228	56	44

Note: The number of suspects was 60,521, filed for prosecutions, and 35,239, declined. Excludes matters resolved by U.S. magistrates.
*Includes possession (approximately 7% of Federal drug suspects).

Table 2. Suspects in matters declined by U.S. attorneys, 1990

Most serious offense investigated	Number of suspects declined	Main reason for declination			
		No crime	Referred for prosecution elsewhere	Case-related reasons ^a	Other reasons ^b
All offenses	35,239	16%	25%	30%	29%
Racketeering	1,302	16	19	45	20
Underlying offenses	4,268	18	20	37	24
Continuing Criminal Enterprise	67	1	31	31	36
Other drug offenses ^c	6,346	12	43	26	20
All other offenses	23,256	17	21	29	33

Note: The number of suspects for the declination categories was 5,641, no crime; 8,682, referred; 10,695, case-related reasons; and 10,221, other.
^a Includes reasons such as weak evidence and expiration of the statutes of limitations.
^b Includes lack of resources to prosecute, minimal Federal interest, and failure to meet formal policy guidelines.
^c Includes possession (approximately 7% of Federal drug suspects).

Table 3. Defendants and offenders in cases terminated, 1990

Most serious offense charged	Defendants*	Convicted offenders
All offenses	58,696	47,486
Racketeering	996	807
Underlying offenses	2,252	1,940
Continuing Criminal Enterprise	128	115
Other drug trafficking	17,135	14,538
All other offenses	38,185	30,086

*Excludes 8 defendants for whom outcome could not be determined.

Over a 3-year period ending June 30, 1990, racketeering convictions were based principally on charges of interstate travel in aid of racketeering (28%) or RICO (27%) (table 4). The predicate offenses on which racketeering convictions were based were primarily gambling offenses (21%), drug offenses (23%), and threats and extortion (22%) (table 5).

Among those racketeering offenses for which a monetary loss could be determined, the average value was \$1.9 million (not shown in table). Racketeering charges were significantly more likely to be brought in the Eastern U.S. than in the West. Over a quarter (27%) of defendants in racket-

teering cases terminated in 1990 were prosecuted in five judicial districts (Northern Illinois, Southern Florida, Southern and Eastern New York, and South Carolina).

Disposition of cases

Defendants in CCE and racketeering cases were much less likely to plead guilty than were defendants charged with other drug trafficking or underlying offenses. In 1990 among racketeering defendants, 64% pleaded guilty; among CCE defendants, 57% (table 6). Seventy-seven percent of defendants in cases involving the underlying offenses related to racketeering

and 69% of non-CCE drug trafficking defendants pleaded guilty.

Table 4. Racketeering offenders convicted July 1, 1987 - June 30, 1990, by specific racketeering offense

Conviction offense	Racketeering offenders	
	Number*	Percent
Racketeering offenses	2,326	100%
Interfere with commerce by threats or violence	350	15
Travel in aid of racketeering	654	28
Interfere with employee benefit plans	10	—
Illegal gambling	428	18
Money laundering	179	.8
Transactions in property derived from unlawful activity	13	1
RICO	637	27
Multiple offenses	55	2

—Less than 0.5%.
*Excludes 14% of racketeering offenders, 460 offenders, for whom a specific statute violation could not be determined.

Table 6. Disposition of cases terminated in 1990

Most serious offense charged	Number of defendants ^a	Cases terminated in U.S. district courts					
		All	Percent of defendants convicted			Dismissed ^c	Acquitted
			Total	Plea ^b	Trial		
All offenses	58,696	100%	81%	71%	10%	16%	3%
Racketeering	996	100	81	64	17	15	4
Underlying offenses	2,252	100	86	77	9	11	3
Continuing Criminal Enterprise	128	100	90	57	33	9	1
Other drug trafficking	17,135	100	84	69	15	13	3
All other offenses	38,185	100	79	72	7	18	3

^aExcludes 8 defendants for whom outcome could not be determined.
^bIncludes nolo contendere.
^cIncludes nolle prosequi, deferred prosecution, and Narcotics Addicts Rehabilitation.

Table 5. Racketeering offenders convicted July 1, 1987 to June 30, 1990, by predicate offense

Predicate offense ^a	Percent of convictions
Violent offenses	
Murder	2.9%
Assault	.2
Robbery	.5
Threats and extortion	22.1
Fraudulent property offenses	
Embezzlement	1.5%
Fraud	10.2
Counterfeiting	.2
Other property offenses	
Burglary	.1%
Larceny	1.8
Motor vehicle theft	.3
Arson	2.0
Transportation of stolen property	.3
Drug offenses ^b	23.5%
Regulatory public-order offenses	1.2%
Other public-order offenses	
Weapons	.2%
Tax law violations	3.7
Bribery	2.8
Perjury	.1
National defense	.2
Gambling	20.7
Prostitution	1.9
Mail or transport of obscene material	.3
Conspiracy, aiding and abetting	3.4
Number of convicted racketeering offenders	2,786

Note: Percents are based on 2,614 offenders with a known predicate offense. See *Methodology*.
^aThe most serious offense of conviction, other than the racketeering charge itself.
^bIncludes drug possession, approximately 6% of Federal drug convictions.

Despite the greater likelihood of CCE cases going to trial, these defendants were more likely to be convicted than other drug trafficking defendants (90% versus 84%).

Conviction rates for racketeering defendants were slightly lower than for those charged with underlying offenses (81% versus 86%).

Criminal enterprise cases generally took longer to dispose than other cases. On average, cases of CCE defendants who went to trial took nearly twice as long from filing to disposition as cases of defendants in other drug trafficking trials (table 7). Even guilty pleas in CCE cases took 5 months longer to dispose than pleas in other drug prosecutions.

Disposition times for racketeering defendants, however, were similar to or slightly longer than those for defendants charged with underlying offenses. For defendants who did not plead guilty, both groups of cases took approximately twice as long to resolve as dispositions for offenders convicted of crimes unrelated to enterprise offenses (shown in tables as "all other offenses"). Guilty pleas in racketeering cases also took nearly twice as long as pleas for "all other offenses" and 22% longer than for offenses underlying the racketeering statute.

Sentences

Incarceration sentences were imposed on most drug traffickers regardless of whether the CCE statute was invoked: 98% of CCE and 91% of other drug traffickers were sentenced to prison in 1990 (table 8). Racketeering convictions were more likely to result in prison sentences than were convictions for underlying offense types (73% versus 61%).

In addition to sentences to prison or probation, fines were imposed on over a third of convicted racketeering and CCE offenders. The average fine imposed on CCE offenders exceeded \$100,000, more than 7 times the average fine imposed on other drug traffickers.

Where prison sentences were imposed, they tended to be much longer for criminal enterprise offenders than for those convicted of comparison offenses. Of all CCE prison sentences 10% were for life imprisonment, and another 29% were for definite terms exceeding 20 years (table 9). By comparison, 4% of "other" drug trafficking offenders were sentenced to terms of more than 20 years.

Twenty-two percent of racketeering prison sentences were for 6 years or more, compared to 10% of prison sentences for underlying offenses. Among racketeers sentenced to prison, 10% received terms of 11 years or more; among those sentenced to prison for underlying offenses, 4% had terms of 11 years or more.

Table 7. Average time from filing to disposition, cases terminated in 1990

Most serious offense charged	Mean time in months from filing to disposition		
	Guilty plea ^a	Trial ^b	Dismissal ^c
All offenses	6.3 mo	8.0 mo	10.5 mo
Racketeering	9.5	12.7	15.7
Underlying offenses	7.8	11.5	16.3
Continuing Criminal Enterprise	13.3	18.3	15.2
Other drug trafficking	8.7	9.4	14.1
All other offenses	5.0	6.1	8.8

^aIncludes nolo contendere.

^bIncludes mistrials.

^cIncludes nolle prosequi, deferred prosecution, Narcotics Addicts Rehabilitation Act (NARA) Titles I and II, and all dismissals.

Table 8. Sentences imposed on convicted offenders, cases terminated in 1990

Sentence	Most serious conviction offense					
	All offenses	Racketeering	Underlying offenses	Drug trafficking CCE	Other	All other
All sentences	100%	100%	100%	100%	100%	100%
Incarceration ^a	61	73	61	98	91	45
Probation ^a	40	38	54	11	18	50
Any fine ^b	31	37	23	27	16	38
Average fine	\$9,161	\$25,055	\$21,942	\$100,239	\$13,499	\$7,137
Number of valid observations ^c	47,036	855	1,861	82	14,851	29,387

^aIncludes sentences combining incarceration and probation.

^bIncludes all fines, regardless of whether other sentences were also imposed.

^cExcludes 458 offenders whose sentence could not be determined.

Table 9. Length of prison sentences imposed on convicted offenders, cases terminated in 1990

Sentences to prison	Most serious conviction offense					
	All offenses	Racketeering	Underlying offenses	Drug trafficking CCE ^a	Other	All other
All prison sentences	100%	100%	100%	100%	100%	100%
1 year or less	38	33	55	4	16	60
2 to 5 years	36	45	35	6	43	29
6 to 10 years	14	12	5	23	23	6
11 to 20 years	8	8	3	29	13	4
Over 20 years	3	2	1	29	4	1
Life	--	--	0	10	--	--
Number of valid observations ^b	28,659	625	1,136	80	13,559	13,259

--Less than 0.5%.

^aThe source agency classifies some offenders as CCE who were not specifically convicted under 21 U.S.C. 848.

^bExcludes an unknown number of offenders whose sentence could not be determined.

Characteristics of convicted offenders

Offenders convicted of CCE are nearly all male (97%), mostly white (76%), less likely to be of Hispanic origin than other drug offenders (19% versus 26%) and substantially older than other drug offenders (a median age of 39 versus 31 years) (table 10).

Racketeering offenders resembled those convicted of underlying offenses, but were

slightly more likely to be male, white, and older than their counterparts.

The criminal records of enterprise offenders were similar to those of their counterparts, although CCE offenders were more than twice as likely as other drug offenders to have served at least one term of felony imprisonment, and were somewhat more likely to be on probation, parole, or pretrial release at the time of arrest for the CCE violation (table 11).

Table 10. Characteristics of offenders convicted between July 1, 1987, and June 30, 1990

Characteristics	Most serious conviction offense					All other
	All offenses	Rack-eteering	Underlying offenses	Drug offenses CCE	Other ^a	
Male	83%	89%	87%	97%	86%	80%
White	72%	82%	77%	76%	74%	69%
Hispanic	17%	6%	5%	19%	26%	13%
Age						
16-18	1%	--	--	--	1%	1%
19-20	4	1	2	--	5	5
21-30	36	18	24	18	41	36
31-40	32	27	32	40	34	30
Over 40	26	53	42	42	20	28
Number of valid observations ^b	131,201	2,695	7,914	340	44,597	75,655

--Less than 0.5%.

^aIncludes possession (approximately 6% of Federal drug offenders).

^bBased on the sex category that had the largest number of valid observations.

Totals excluded 91 offenders for whom data on sex were missing; 2,349 offenders missing a race designation; 3,046 missing a Hispanic designation; and 3,642 missing an age categorization.

Table 11. Criminal record of offenders convicted between July 1, 1987, and June 30, 1990

Offender's criminal record	Most serious conviction offense					All other
	All offenses	Rack-eteering	Underlying offenses	Drug offenses CCE	Other ^a	
No known record ^b	58%	56%	56%	40%	53%	61%
Juvenile only	3	2	3	4	4	3
Adult convictions						
Never incarcerated	21%	24%	22%	24%	25%	18%
Incarcerated under 1 year	5	4	6	5	6	5
Incarcerated over 1 year	13	13	14	28	12	14
Offender under criminal justice supervision at time of arrest	27%	13%	18%	27%	20%	33%
Number of valid observations	131,962	2,710	7,975	340	44,613	76,324

^aIncludes possession (approximately 6% of Federal drug offenders).

^bMissing data cannot be distinguished from "No known record."

Brief history of criminal enterprise statutes

Continuing Criminal Enterprise Statute (21 U.S.C. 848)

1984: Enacted

1987: Effective

1986: Fines for first offenders increased from maximum of \$100,000 to \$2 million for individuals

1988: Mandatory minimum prison terms for first violations increased from 10 to 20 years

Federal Racketeering Statutes (18 U.S.C. 1951ff.)

1934: Interference with commerce by threats or violence (Section 1951)

1961: Interstate and foreign travel in aid of racketeering enterprises (Sec. 1952)

1961: Interstate transportation of gambling paraphernalia (Sec. 1953)

1962: Offenses related to employee benefit plans (Sec. 1954)

1970: Illegal gambling businesses (Sec. 1955)

1970: RICO (Secs. 1961-68; amended to clarify or broaden scope of prohibited activities, or adjust penalties in 1978, 1984, 1986, 1988, 1989, 1990)

1984: Use of interstate commerce facilities (including mails) in commission of murder-for-hire (Sec. 1958)

1984: Violent crimes in aid of racketeering activities (Sec. 1959)

1986: Money laundering (Sec. 1956)

1986: Monetary transactions in property derived from specific unlawful activity (Sec. 1957)

Methodology

Abt Associates Inc. calculated the tables in this report for the BJS Federal Justice Statistics Program (FJSP), based on data provided to the FJSP by Federal agencies.

The Executive Office for U.S. Attorneys (EOUSA) and the Administrative Office of the U.S. Courts (AOUSC) provided the source files used in this report. The AOUSC files include court processing of cases filed by U.S. attorneys and also other prosecutors such as the Criminal Division of the U.S. Department of Justice. Racketeering and Continuing Criminal Enterprise offenses were identified on the basis of the most serious offense mentioned. As a result, some racketeering offenders were excluded from this analysis because they were also charged with or convicted of a more serious offense (such as murder). Both individual and corporate cases are included in the tables, and both felonies and misdemeanors, unless otherwise indicated.

Offenses for comparison to racketeering were selected by analysis of the statute. 18 U.S.C. 1961(1) defines the term "racketeering activity" by listing 8 State offense categories and 27 U.S. Code violations. Persons whose most serious offense was one of the listed U.S. Code violations (but who were not classified as racketeers or drug offenders) were included in the tables under the heading "underlying offenses." These tables use the term "underlying offenses" when racketeering was not charged, and "predicate offenses" when racketeering was charged.

In tables 1 and 2, the U.S. Code title and section citation of the offense is available for classification. In all other tables, offenders were classified on the basis of either title and section or a substantive description of the offense provided by the AOUSC. If either of these indicated racketeering or CCE, the record was classified accordingly. The source agency classifies some offenders as CCE who were not specifically convicted under 212 U.S.C. 848. Where both CCE and RICO applied, the CCE charge was used.

Each section of tables 10 and 11 excludes offenders for whom that specific characteristic was unknown or not applicable (corporations). Demographic data were missing for approximately 2%-3% of offenders.

The Bureau of Justice Statistics expresses appreciation to the Executive Office for U.S. Attorneys and the Administrative Office of the U.S. Courts for providing the source data for this report.

The Bureau of Justice Statistics Special Report was prepared by Kenneth Carlson and Peter Finn of Abt Associates Inc. They were assisted by Jan Chaiken, Frederick DeFriesse, Karen Rich, Karin Merlino, Irma Rivera-Veve, Laura Evers, Paul Scheiman, Mila Ghosh, and Andrew Blickenderfer. Carol Kaplan, assistant deputy director, BJS, reviewed this report, and Tom Hester edited it. Marilyn Marbrook administered production, assisted by Jayne Pugh.

November 1993, NCJ-142524

Bureau of Justice Statistics reports

(Revised November 1993)

Call toll-free 800-732-3277 to order BJS reports, to be added to one of the BJS mailing lists, or to speak to a reference specialist in statistics at the **Bureau of Justice Statistics Clearinghouse**, P.O. Box 179, Dept. BJS-236, Annapolis Junction, MD 20701-0179. For drugs and crime data, call the **Drugs & Crime Data Center & Clearinghouse**, 1600 Research Blvd., Rockville, MD 20850, toll-free 800-666-3332.

BJS maintains these mailing lists:

- Law enforcement reports
- Federal statistics
- Drugs and crime data
- Justice expenditure and employment
- Privacy and security of criminal histories and criminal justice information policy
- BJS bulletins and special reports
- State felony courts
- Corrections
- National Crime Victimization Survey
- Sourcebook of Criminal Justice Statistics (annual)

Single copies of reports are free; use NCJ number to order. Postage and handling are charged for bulk orders of single reports. For single copies of multiple titles, up to 10 titles are free; 11-40 titles \$10; more than 40, \$20; libraries call for special rates.

Public-use tapes of BJS data sets and other criminal justice data are available from the National Archive of Criminal Justice Data (formerly CJAIN), P.O. Box 1248, Ann Arbor, MI 48106 (toll-free 800-999-0960).

National Crime Victimization Survey

Highlights from 20 years of surveying crime victims: **The National Crime Victimization Survey, 1973-92**, NCJ-144825, 10/93

Criminal victimization in the U.S.:

- 1991 (final), NCJ-139563, 1/93
- 1973-90 trends, NCJ-139564, 1/93
- Crime and older Americans Information package, NCJ-140091, 4/93, \$15
- Crime victimization in city, suburban, and rural areas, NCJ-135943, 6/92
- School crime, NCJ-131645, 9/91
- Teenage victims, NCJ-128129, 5/91
- Female victims of violent crime, NCJ-126826, 1/91

The Nation's two crime measures: **Uniform Crime Reports and the National Crime Survey**, NCJ-122705, 4/90

Redesign of the National Crime Survey, NCJ-111457, 3/89

The seasonality of crime victimization, NCJ-111033, 6/88

Victimization and fear of crime: **World perspectives**, NCJ-93872, 1/85, \$9.15

The National Crime Survey: **Working papers, Vol. I, History**, NCJ-75374, 8/82

Vol. II, Methodology, NCJ-90307, 12/84, \$9.90

BJS bulletins

Criminal victimization 1992, NCJ-144776, 11/93

Crime and the Nation's households, 1992, NCJ-143288, 9/93

The crime of rape, NCJ-96777, 3/85

Measuring crime, NCJ-75710, 2/81

BJS special reports

Elderly victims, NCJ-138330, 10/92

Handgun crime victims, NCJ-123559, 7/90

Black victims, NCJ-122562, 4/90

Hispanic victims, NCJ-120507, 1/90

The redesigned National Crime Survey: Selected new data, NCJ-114746, 1/89

Motor vehicle theft, NCJ-109978, 3/88

Violent crime trends, NCJ-107217, 11/87

Robbery victims, NCJ-104638, 4/87

Violent crime by strangers and non-strangers, NCJ-103702, 1/87

Preventing domestic violence against women, NCJ-102037, 8/86

Crime prevention measures, NCJ-100438, 3/86

The use of weapons in committing crimes, NCJ-99643, 1/86

BJS technical reports

New directions for NCS, NCJ-115571, 3/89

Series crimes: **Report of a field test**, NCJ-104615, 4/87

Corrections

BJS bulletins and special reports

Capital punishment 1992, NCJ-145031, 11/93

HIV in U.S. prisons and jails, NCJ-143292, 9/93

Prisoners in 1992, NCJ-141874, 5/93

Drug enforcement and treatment in prisons, 1990, NCJ-134724, 7/92

Women in prison, NCJ-127991, 4/91

Violent State prisoners and their victims, NCJ-124133, 7/90

Prison rule violators, NCJ-120344, 12/89

Recidivism of prisoners released in 1983, NCJ-116261, 4/89

Drug use and crime: **State prison inmate survey, 1986**, NCJ-111940, 7/88

Time served in prison and on parole, 1984, NCJ-108544, 12/87

Profile of State prison inmates, 1986, NCJ-109926, 1/88

Imprisonment in four countries, NCJ-103967, 2/87

Prisoners at midyear 1993 (press release), NCJ-143960, 9/93

Correctional populations in the U.S.:

1991, NCJ-142729, 8/93

1990, NCJ-134946, 7/92

Survey of State prison inmates, 1991, NCJ-136949, 5/93

Census of State and Federal correctional facilities, 1990, NCJ-137003, 6/92

Prisons and prisoners in the United States, NCJ-137002, 4/92

National Corrections Reporting Program: 1990, NCJ-141879, 5/93

1989, NCJ-138222, 11/92

1988, NCJ-134929, 4/92

State and Federal institutions, 1926-86: **Race of prisoners admitted**, NCJ-125618, 6/91

Historical statistics on prisoners, NCJ-111098, 6/88

Census of jails and survey of jail inmates

BJS bulletins and special reports

Jail inmates, 1992, NCJ-143284, 8/93

Drunk driving: **1989 Survey of Inmates of Local Jails**, NCJ-134728, 9/92

Women in jail, 1989, NCJ-134732, 3/92

Drugs and jail inmates, NCJ-130836, 8/91

Profile of jail inmates, 1989, NCJ-129097, 4/91

Population density in local jails, 1988, NCJ-122299, 3/90

Census of local jails, 1988, NCJ-121101, 2/90

Census of local jails, 1988: **Summary and methodology, vol. I**, NCJ-127992, 3/91

Data for individual jails in the Northeast, Midwest, South, West, vols. II-V, NCJ-130759-130762, 9/91

Census of local jails, 1983: **Selected findings, methodology, summary tables, vol. V**, NCJ-112795, 11/88

Probation and parole

BJS bulletins and special reports

Probation and parole: 1990, NCJ-133285, 11/91

1989, NCJ-125833, 11/90

Recidivism of young parolees, NCJ-104916, 5/87

Juvenile corrections

Children in custody: **Census of public and private juvenile detention, correctional, and shelter facilities, 1975-85**, NCJ-114065, 6/89

Survey of youth in custody, 1987 (special report), NCJ-113365, 9/88

Expenditure and employment

Justice expenditure and employment: 1990 (BJS bulletin), NCJ-135777, 9/92

1988 (full report), NCJ-125619, 8/91

Extracts, 1984, '85, '86, NCJ-124139, 8/91

Justice variable pass-through data, 1990: **Anti-drug abuse formula grants** (BJS technical report), NCJ-133018, 3/92

Courts

BJS bulletins

Felony sentences in State courts, 1990, NCJ-140186, 3/93

Pretrial release of felony defendants, 1990, NCJ-139560, 11/92

Prosecutors in State courts, 1990, NCJ-134500, 3/92

Pretrial release of felony defendants, 1988, NCJ-127202, 2/91

Felony sentences in State courts, 1988, NCJ-125923, 12/90

Criminal defense for the poor, 1986, NCJ-112919, 9/88

BJS special reports

Murder in families, NCJ-143498, 9/93

Murder in large urban counties, 1988, NCJ-140614, 3/93

Recidivism of felons on probation, 1986-89, NCJ-134177, 2/92

Felony case processing in State courts, 1986, NCJ-121753, 2/90

Felony defendants in large urban counties, 1990: **National Pretrial Reporting Program**, NCJ-141872, 5/93

National Judicial Reporting Program, 1988, NCJ-135945, 1/93

The prosecution of felony arrests: 1988, NCJ-130914, 2/92

1987, NCJ-124140, 9/90

Felons sentenced to probation in State courts, 1986, NCJ-124944, 11/90

Felony defendants in large urban counties, 1989, NCJ-122385, 4/90

Profile of felons convicted in State courts, 1986, NCJ-120021, 1/90

Felony laws of 50 States and the District of Columbia, 1986, NCJ-105066, 2/88, \$14.60

State court model statistical dictionary: **Supplement**, NCJ-98326, 9/85

1st edition, NCJ-62320, 9/80, \$10.60

Privacy and security

Criminal justice information policy: **Use and management of criminal history record information: A comprehensive report**, NCJ-143501, 11/93

Survey of criminal history information systems, 1992, NCJ-143500, 11/93

Report of the National Task Force on Criminal History Record Disposition Reporting, NCJ-135836, 6/92

Attorney General's program for improving the Nation's criminal history records: **BJS implementation status report**, NCJ-134722, 3/92

Identifying felons who attempt to purchase firearms, NCJ-128131, 3/91, \$9.90

Assessing completeness and accuracy of criminal history record information: **Audit guide**, NCJ-133651, 2/92

Forensic DNA analysis: **Issues**, NCJ-128567, 6/91

Statutes requiring use of criminal history record information, NCJ-129896, 6/91

Original records of entry, NCJ-125626, 12/90

Strategies for improving data quality, NCJ-115339, 5/89

Public access to criminal history record information, NCJ-111458, 11/88

Juvenile records and recordkeeping systems, NCJ-112815, 11/88

Automated fingerprint identification systems: **Technology and policy issues**, NCJ-104342, 4/87

Criminal justice "hot" files, NCJ-101850, 12/86

Expert witness manual, NCJ-77927, 9/81, \$11.50

BJS/SEARCH conference proceedings: **National conference on improving the quality of criminal history information**: NCJ-133532, 2/92

Criminal justice in the 1990's: **The future of information management**, NCJ-121897, 5/90, \$7.70

Juvenile and adult records: **One system, one record?** NCJ-114947, 1/90

Open vs. confidential records, NCJ-113560, 1/88

Compendium of State privacy and security legislation: 1992, NCJ-137058, 7/92

1992 full report (1,500pp, microfiche \$2, hard copy, NCJ-139126, \$184), 7/92

Law Enforcement Management and Administrative Statistics

LEMAS, 1990: **Data for individual agencies with 100 or more officers**, NCJ-134436, 9/92

BJS bulletins and special reports

Census of State and local law enforcement agencies 1992, NCJ-142972, 7/93

Drug enforcement by police and sheriffs' departments, 1990, NCJ-134505, 5/92

State and local police departments, 1990, NCJ-133284, 2/92

Sheriffs' departments, 1990, NCJ-133283, 2/92

Police departments in large cities, 1987, NCJ-119220, 8/89

Profile of State and local law enforcement agencies, 1987, NCJ-113949, 3/89

Drugs & crime

Drugs, crime, and the justice system: **A national report**, NCJ-133652, 5/93

Technical appendix, NCJ-139578, 6/93

Catalog of selected Federal publications on illegal drug and alcohol abuse, NCJ-139562, 6/93

Drugs and crime facts: 1992, NCJ-139561, 3/93

State drug resources: 1992 national directory, NCJ-134375, 5/92

Federal drug data for national policy, NCJ-122715, 4/90

Federal justice statistics

Federal criminal case processing, 1982-91, with preliminary data for 1992, NCJ-144526, 11/93

Compendium of Federal justice statistics: 1990, NCJ-143499, 9/93

1989, NCJ-134730, 5/92

The Federal civil justice system (BJS bulletin), NCJ-104769, 8/87

Federal offenses and offenders

BJS special reports: **Prosecuting criminal enterprises: Federal offenses and offenders**, NCJ-142524, 11/93

Federal sentencing in transition, 1986-90, NCJ-134727, 6/92

Immigration offenses, NCJ-124546, 8/90

Federal criminal cases, 1980-87, NCJ-118311, 7/89

Drug law violators, 1980-86, NCJ-111763, 6/88

Pretrial release and detention: **The Bail Reform Act of 1984**, NCJ-109929, 2/88

General

BJS bulletins and special reports: **BJS telephone contacts, '94**, NCJ-143707, 11/93

Patterns of robbery and burglary in 9 States, 1984-88, NCJ-137368, 11/92

Forgery and fraud-related offenses in 6 States, 1983-88, NCJ-132445, 1/92

Tracking offenders, 1988, NCJ-129861, 6/91

International crime rates, NCJ-110776, 5/88

BJS discussion papers:

Performance measures for the criminal justice system: **Papers from the BJS-Princeton Project**, NCJ-143505, 10/93

Local prosecution of organized crime: **The use of State RICO statutes**, NCJ-143502, 10/93

Felony sentencing and jail characteristics, NCJ-142523, 6/93

Using NIBRS data to analyze violent crime: **National Incident-Based Reporting System (Technical Report)**, NCJ-144785, 11/93

Directory of automated criminal justice information systems, 1993: **Vol. 1, Law enforcement**, NCJ-142645, 9/93, \$5

Vol. 2, Corrections, courts, probation/parole, prosecution, NCJ-142646, 9/93, \$4

Sourcebook of criminal justice statistics, 1992, NCJ-143496, 9/93, \$6

BJS statistical programs, FY 1993, NCJ-139373, 1/93

State justice sourcebook of statistics and research, NCJ-137991, 9/92

Violent crime in the U.S., NCJ-127855, 3/91

BJS data report, 1989, NCJ-121514, 1/91

Publications of BJS, 1985-89: **Microfiche library**, PRO30014, 5/90, \$190

Bibliography, TBO30013, 5/90, \$17.50

Publications of BJS, 1971-84: **Microfiche library**, PRO30012, 10/86, \$203

Bibliography, TBO30012, 10/86, \$17.50

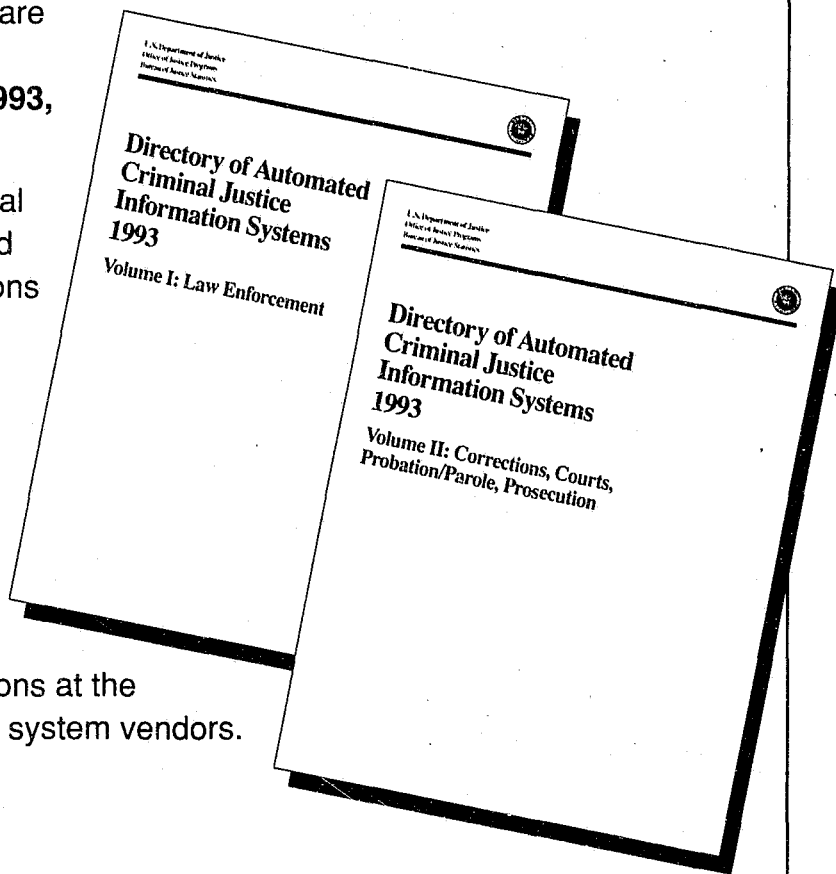
Report to the Nation on crime and justice: **Second edition**, NCJ-105506, 6/88

See order form on last page

New from the Bureau of Justice Statistics!

Thinking about computerizing your criminal justice agency's information? Save time and trouble by finding out what your colleagues are using! Order the **Directory of Automated Criminal Justice Information Systems, 1993**, which:

- Identifies the State and local criminal justice agencies that use automated information systems and the functions that are computerized.
- Describes the systems these agencies use for a variety of functions, the software, the operating systems, the hardware requirements, product features, and support services offered.
- Gives the names, addresses, and telephone numbers of contact persons at the criminal justice agencies and at the system vendors.



The useful resource is in two volumes:

Volume I: Law Enforcement. 869 pp. \$5

Volume II: Corrections, Courts, Probation/Parole, Prosecution. 654 pp. \$4

To order, fill out the form below and send it, with payment, to Bureau of Justice Statistics Clearinghouse, 179 Annapolis Junction, MD 20701-0179. If using a credit card, fax your order to 410-792-4358. Questions? Call the BJS Clearinghouse at 1-800-732-3277.

Order Form

Please send me

- Directory of Automated Criminal Justice Information Systems, 1993, Vol. I: Law Enforcement** (NCJ 142645). \$5 postage and handling.
- Directory of Automated Criminal Justice Information Systems, 1993, Vol. II: Corrections, Courts, Probation/Parole, Prosecution** (NCJ 142646). \$4 postage and handling.
- Payment enclosed, payable to NCJRS.
- Charge my MasterCard VISA

Account # _____ Exp. date _____

Signature _____

Name _____


Address _____

City _____ State _____ ZIP _____



Crime and older Americans: New information package

Essential facts for researchers, policymakers, criminal justice professionals, and students



■ 20 tables describing crimes committed against older Americans and the involvement of the elderly in crime.

■ List of other sources of information on crime and older Americans.

■ Bibliography detailing a wide variety of publications that address crime and America's elderly.

As the elderly population has grown, there has been continued concern about the effects of crime on this age group. This unique package provides data on how crime affects the fast-growing elderly population and offers a useful resource for professionals interested in tracking such trends.

This new information package is now available from the Bureau of Justice Statistics (BJS) Clearinghouse. Drawing from national sources for crime statistics—including the BJS

National Crime Victimization Survey, the FBI Uniform Crime Reports, and the BJS National Corrections Reporting Program—the package discusses the types of crimes in which older Americans are most likely to be the victims or the offenders.

You may order your copy for only \$15.00. Call the BJS Clearinghouse at 1-800-732-3277 and have your VISA, MasterCard, or Government purchase order number at hand. Or complete and return the order form below.

Please send me _____ copies of the updated Crime and Older Americans Information Package (NCJ 140091) for \$15.00 each.

Name: _____

Organization: _____

Address: _____

City, State, ZIP: _____

Telephone: _____

Method of payment

- Payment of \$ _____ enclosed
- Check payable to NCJRS
- Money order payable to NCJRS
- Government purchase order # _____

Please bill my

NCJRS deposit account

VISA MasterCard Exp. date: _____

Signature: _____


Please detach this form and mail it, with payment, to:

BJS Clearinghouse
Department F
Box 6000
Rockville, MD 20850

BJS DATA ON CD-ROM

The Bureau of Justice Statistics (BJS) presents crime and justice data on CD-ROM. Prepared by the Inter-University Consortium for Political and Social Research (ICPSR) at the University of Michigan, the CD-ROM contains 24 data sets, including the following:

- National Crime Victimization Surveys: 1987–1989 Incident File
- National Crime Victimization Surveys: 1989 Full File
- Law Enforcement Management and Administrative Statistics, 1987
- National Pretrial Reporting Program, 1988–1989
- National Judicial Reporting Program, 1986 and 1988
- Survey of Inmates of Local Jails, 1983 and 1989
- National Jail Census, 1978, 1983, and 1988
- Survey of Inmates of State Correctional Facilities, 1974, 1979, and 1986
- Census of State Adult Correctional Facilities, 1974, 1979, and 1984
- Survey of Youth in Custody, 1987
- Expenditure and Employment Data for the Criminal Justice System, 1971–79, 1985, and 1988



The BJS CD-ROM contains ASCII files that require the use of specific statistical software packages and does not contain full-text publications. SAS and SPSS setup files are provided.

The BJS CD-ROM can be purchased from the Bureau of Justice Statistics Clearinghouse for \$15. It is available free through ICPSR member institutions. For more information, call 1-800-732-3277.

To order your copy of the BJS CD-ROM, please send a check or money order made out to the BJS Clearinghouse to Box 6000, 2B, Rockville, MD 20850.

You may also purchase the CD-ROM by using VISA or MasterCard. Please include type of card, card holder's name and address, card number, and expiration date for processing.

Credit Card Number _____ Expiration Date _____

Name and Address of Card Holder _____

Please put me on the mailing list for:

- Law enforcement reports** — National data on State and local police and sheriffs' departments: operations, equipment, personnel, salaries, spending, policies, and programs
- Federal statistics** — Federal case processing: investigation through prosecution, adjudication, sentencing, incarceration
- Drugs and crime** — Sentencing and time served by drug offenders, drug use at time of crime by jail inmates and State prisoners, and other quality data on drugs, crime, and law enforcement

- Justice expenditure and employment** — Spending and staffing by Federal/State/local governments and by function (police, courts, corrections, etc.)
- Privacy and security of criminal history information and information policy** — New State legislation; maintaining and releasing intelligence and investigative records; data quality
- BJS bulletins & special reports** — Timely reports of the most current justice data
- State felony courts** — Defendant demographics and criminal history; pretrial release, prosecution, adjudication, and sentencing; State felony laws; indigent defense

- Corrections reports** — Results of sample surveys and censuses of jails, prisons, parole, probation, and other corrections data
- National Crime Victimization Survey reports** — The only ongoing national survey of crime victims
- Sourcebook of Criminal Justice Statistics** (annual) — Broad-based data from 150+ sources (400+ tables, 100+ figures, subject index, annotated bibliography, addresses of sources)
- Send me a signup form for the **NIJ Catalog** (free 6 times a year), which abstracts both private and government criminal justice publications and lists upcoming conferences and training sessions in the field.

To be added to any BJS mailing list, please copy or cut out this page, fill in, fold, stamp, and mail to:

BJS Clearinghouse
P.O. Box 179, Dept. BJS-236
Annapolis Junction, MD 20701-0179

You will receive an annual renewal card. If you do not return it, we must drop you from the mailing list.

To order copies of recent BJS reports, attach a list of the titles and NCJ numbers of the reports you desire.

Name: _____

Title: _____

Organization: _____

Street or box: _____

City, State, ZIP: _____

Daytime phone number: _____

Criminal justice interest: _____

Put your organization
and title here if you used _____

home address above: _____

U.S. Department of Justice
Office of Justice Programs
Bureau of Justice Statistics

Official Business
Penalty for Private Use \$300

**BULK RATE
POSTAGE & FEES PAID
DOJ/BJS
Permit No. G-91**

Washington, D.C. 20531

**Special
Report**