

[\[Categorical Listing\]](#) [\[Numerical Listing\]](#)



THE ASSISTANT SECRETARY OF DEFENSE

WASHINGTON, DC 20301-1200

SEP 11 1995

**MEMORANDUM FOR:**

LEAD AGENTS THROUGH: SURGEONS GENERAL

SUBJECT: Completion of Active Duty Enrollment in TRICARE Prime

In a memorandum dated 26 July 1995, I asked for updated information on the progress of enrolling active duty members in TRICARE Prime. We have received the information for each lead agent through your respective offices and compiled the [results](#) (attached).

After reviewing the information, it is apparent that additional emphasis needs to be placed on competing active duty enrollment. We are making progress but we need to pick up the pace to finish this crucial process. I ask your assistance in expediting the completion of active duty enrollment. Facilities awaiting the installation of their Composite Health Care System should be identifying their primary care providers and matching their active duty members to them. Do not wait until CHCS is installed to begin this process.

I ask that you provide an updated enrollment status report by 1 Nov 95 using the same format as your most recent submission. Please indicate an expected completion date and the reasons for any anticipated delays. My point of contact for this action is Commander Catherine Wilson, TRICARE Operations Policy, at (703) 695-3360 or FAX (703) 614-8185.

*Edward D. Martin*  
for Stephen C. Joseph, M.D., M.P.H.

Attachment:  
As Stated

**HA POLICY 96-014**

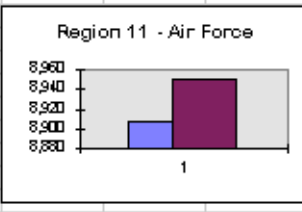
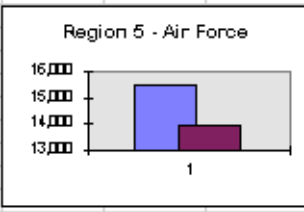
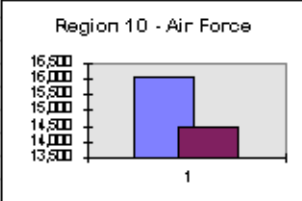
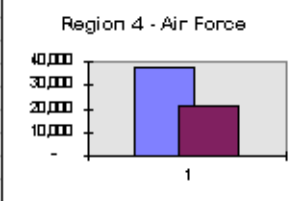
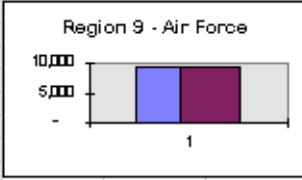
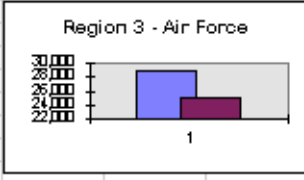
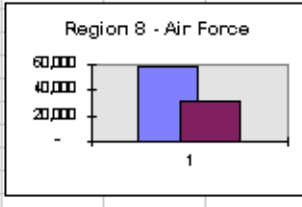
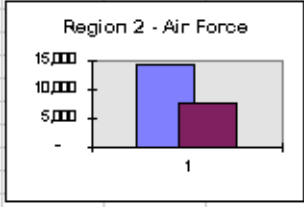
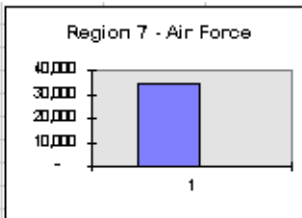
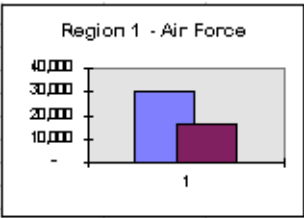
	A	B	C	D
1	Service	Active Duty	Enrolled	
2	ARMY	429,645	158,347	
3	NAVY	491,713	129,859	
4	AIR FORCE	315,560	199,985	
5	Total	1,236,908	488,191	39.47

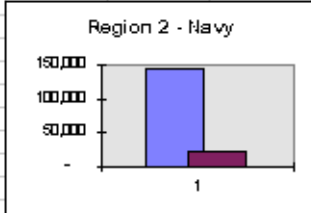
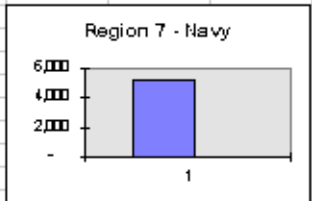
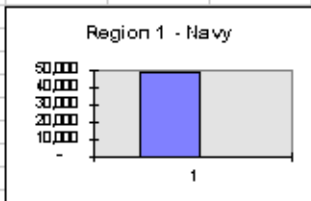
Service	Active Duty	Enrolled
ARMY	429,645	158,347
NAVY	491,713	129,859
AIR FORCE	315,560	199,985

	A	B	C	D	E	F	G	H	I	J	K	L	M
1	Region	MTF Name	Active Duty	Enrolled	% enrolled								
2	1	Walter Reed AMC	14,174	1,300	9.17		Region 1 - Army				Region 7 - Army		
3	1	DeWitt ACH	12,336	10,336	83.79								
4	1	Kimbrough ACH	16,405	0	0.00								
5	1	Keller ACH	8,700	4,320	49.66								
6	1	Patterson ACH	4,533	1,130	24.93								
7	1	Fort Drum, MEDDAC	10,500	0	0.00								
8			66,648	17,086	25.64								
10	2	Womack AMC Ft Bragg	47,479	10,857	22.87								
11	2	Kenner ACH Ft Lea	7,641	0	0.00								
12	2	McDonald ACH Ft Eustis	8,152	1,560	19.14								
13			63,272	12,417	19.62								
15	3	Fort Jackson	19,311	0	0.00								
16	3	Fort Gordon	9,050	0	0.00								
17	3	Fort Benning	20,996	20,996	100.00								
18	3	Fort Stewart	19,021	0	0.00								
19			68,378	20,996	30.71								
21	4	Fort McClellan	2,500	2,250	90.00								
22	4	Fort Rucker	4,841	145	3.00								
23	4	Redstone Arsenal	2,000	500	25.00								
24			9,341	2,895	30.99								
26	5	Fort Knox	7,406	3,817	51.54								
27	5	Fort Campbell	23,120	0	0.00								
28			30,526	3,817	12.50								
30	6	Fort Hood	44,737	44,737	100.00								
31	6	Fort Sam Houston	15,000	0	0.00								
32	6	Fort Sill	15,429	0	0.00								
33	6	Fort Polk	7,470	1,985	26.57								
34			82,636	46,722	56.54								
36	7	Fort Huachuca	7,769	0	0.00								
37	7	Yuma Proving Ground	320	0	0.00								
38	7	White Sands	883	0	0.00								
39	7	William Beaumont AMC	18,000	0	0.00								
40			26,972	0	0.00								

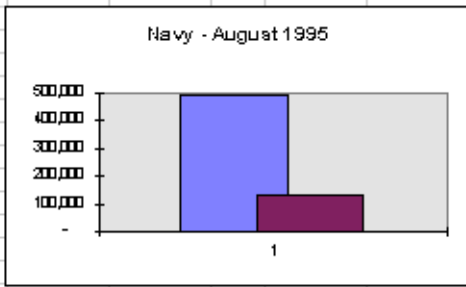
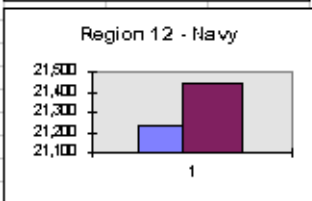
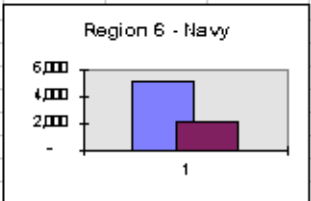
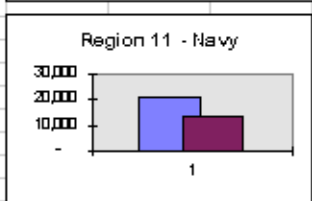
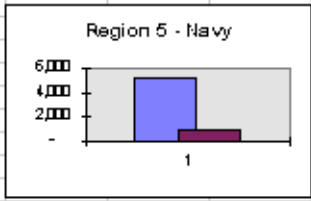
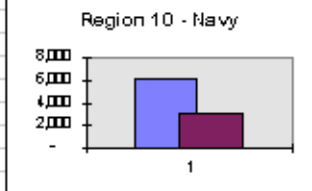
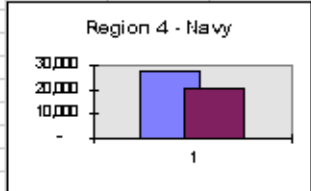
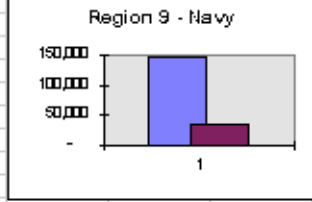
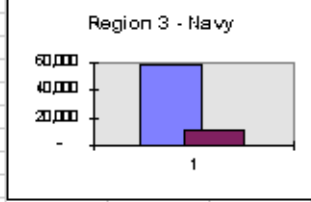
	A	B	C	D	E	F	G	H	I	J	K	L	M
1	Region	MTF Name	Active Duty	Enrolled	% enrolled								
2	1	Malcolm Grow Med Ctr	7,500	6,900	92.00								
3	1	Bolling AFB	3,041	1,382	45.45								
4	1	Dover AFB	4,688	0	0.00								
5	1	Walton (McGuire)	11,208	7,144	63.74								
6	1	Hancom AFB	3,742	800	21.38								
7			30,179	16,226	53.77								
8													
9	2	Langley AFB	9,646	7,784	80.70								
10	2	Seymour Johnson AFB	4,708	0	0.00								
11			14,354	7,784	54.23								
12													
13	3	Shaw AFB	6,000	6,000	100.00								
14	3	Robins AFB	5,229	4,234	80.97								
15	3	Moody AFB	3,851	2,986	77.54								
16	3	Charleston	4,542	4,542	100.00								
17	3	MacDill AFB	5,942	3,873	65.18								
18	3	Patrick AFB	3,324	3,324	100.00								
19			28,888	24,959	86.40								
20													
21	4	Columbus AFB	1,500	900	60.00								
22	4	Eglin AFB	9,000	9,000	100.00								
23	4	Keesler AFB	8,000	1,040	13.00								
24	4	Maxwell AFB	5,700	0	0.00								
25	4	Tyndall AFB	5,817	5,817	100.00								
26	4	Hurlburt AFB	7,500	4,200	56.00								
27			37,517	20,957	55.86								
28													
29	5	Wright-Patterson AFB	8,200	8,200	100.00								
30	5	Scott AFB	7,268	5,749	79.10								
31			15,468	13,949	90.18								
32													
33	6	Kelly AFB	5,000	5,000	100.00								
34	6	Randolph AFB	5,075	5,075	100.00								
35	6	Vance AFB	907	907	100.00								
36	6	Barksdale AFB	6,044	5,862	96.99								
37	6	Dyers AFB	5,100	1,100	21.57								
38	6	Laughlin AFB	1,267	1,050	82.87								
39	6	Little Rock AFB	3,500	0	0.00								
40	6	Reese AFB	1,300	1,280	98.46								
41	6	Inker AFB	9,002	7,660	85.09								
42	6	Sheppard AFB	3,502	3,257	93.00								
43	6	Goodfellow AFB	2,856	2,856	100.00								
44	6	Altus AFB	3,312	3,312	100.00								
45	6	Lackland AFB	8,300	8,300	100.00								
46	6	Brooks (incl students)	2,139	1,543	72.14								
47			57,304	47,202	82.37								



	A	B	C	D	E	F	G	H	I	J	K	L	M
1	Region	MTF Name	Active Duty	Enrolled	% enrolled								
2	1	NNMC Bethesda	17,607	0	0.00								
3	1	NH Patuxent River	2,745	0	0.00								
4	1	NMCL Quantico	7,966	0	0.00								
5	1	NMCL Annapolis	5,673	0	0.00								
6	1	NMCL Portsmouth	1,833	0	0.00								
7	1	NH Newport	3,539	0	0.00								
8	1	NH Groton	9,653	0	0.00								
9			49,016	0	0.00								
10													
11	2	NAVMEDCEN Portsmouth	99,288	23,359	23.53								
12	2	NH Cheney Point	9,073	0	0.00								
13	2	NH Camp Lejeune	37,317	0	0.00								
14			145,678	23,359	16.03								
15													
16	3	Charleston	7,278	7,278	100.00								
17	3	Beaufort	10,591	0	0.00								
18	3	Kings Bay	6,400	0	0.00								
19	3	Jacksonville	34,865	3,523	10.10								
20			59,134	10,801	18.27								
21													
22	4	Millington	4,939	4,939	100.00								
23	4	New Orleans	3,000	0	0.00								
24	4	Pensacola 2	9,629	9,629	100.00								
25	4	Pens BCs 3	9,841	6,136	62.35								
26			27,409	20,704	75.54								
27													
28	5	NavHosp Great Lakes	5,159	989	19.17								
29			5,159	989	19.17								
30													
31	6	Corpus Christi	5,114	2,160	42.24								
32			5,114	2,160	42.24								
33													
34	7	Fallon NAS	1,300	0	0.00								
35	7	MCAS Yuma	3,868	0	0.00								
36			5,168	0	0.00								
37													
38	No Navy facilities in Region 8												
39													
40	9	NH Iwawynzine Palms	9,200	2,000	21.74								
41	9	NH Camp Pendleton	43,000	25,000	58.14								
42	9	NMC San Diego	80,000	0	0.00								
43	9	San Pedro CG Clinic	1,428	0	0.00								
44	9	NMC Long Beach	6,300	0	0.00								
45	9	NMC Port Huamans	6,914	6914	100.00								
46			146,842	33,914	23.10								
47													
48	10	NMC Oakland			BRAC								
49	10	NH Lemore	5,000	3,000	60.00								
50	10	BMC Stockton	60	0	0.00								
51	10	BMC Bridgeport	250	0	0.00								
52	10	BMC Concord	800	0	0.00								
53			6,110	3,000	49.10								
54													
55	11	Emerton	13,537	6,180	45.65								
56	11	Oak Harbor	7,312	7,308	99.95								
57			20,849	13,488	64.69								
58													
59	12	Pearl Harbor Male Sick Call		5,715									
60	12	Pearl Harbor Comsubron 1		99									
61	12	Pearl Harbor Comsubron 7		66									
62	12	Pearl Harbor Self Contain Sube		2,319									
63	12	Pearl Harbor Self Contain Ship		3,551									
64	12	Pearl Harbor Camp Smith Annex		800									
65	12	Barbers Point AV Medicine		1,382									
66	12	Barbers Point Mil Medicine		1,848									
67	12	Kanohs Bay Sick Call		1,053									
68			16,623	16,833	101.26								
69													
70	12	MEB Force		4,611									
71			4,611	4,611	100.00								
72			21,234	21,444	100.99								
73													
74	NAVY Totals		491,713	129,859	26.41								
75													

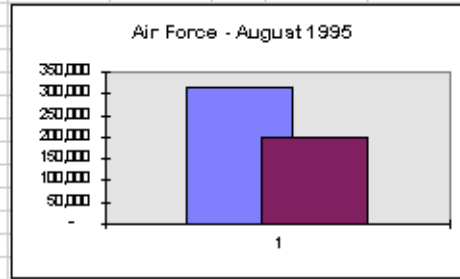
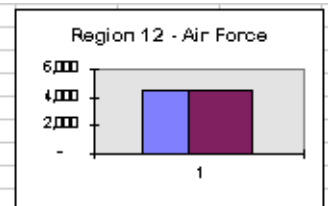
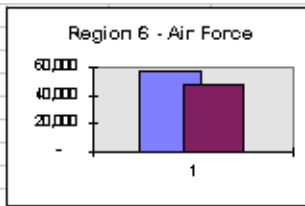


No Navy MTFs reported in Reg 8



	A	B	C	D	E	F	G	H	I	J	K	L	M
1	Region	MTF Name	Active Duty	Enrolled	% enrolled								
2	1	Malcolm Grow Med Ctr	7,500	6,900	92.00								
3	1	Bolling AFB	3,041	1,382	45.45	<p>Region 1 - Air Force</p>	<p>Region 7 - Air Force</p>						
4	1	Dover AFB	4,688	0	0.00								
5	1	Walton (McGuinn)	11,208	7,144	63.74								
6	1	Hancom AFB	3,742	800	21.38								
7			30,179	16,226	53.77								
8													
9	2	Langley AFB	9,646	7,784	80.70			<p>Region 2 - Air Force</p>	<p>Region 8 - Air Force</p>				
10	2	Seymour Johnson AFB	4,708	0	0.00								
11			14,354	7,784	54.23								
12													
13	3	Shaw AFB	6,000	6,000	100.00								
14	3	Robins AFB	5,229	4,234	80.97	<p>Region 3 - Air Force</p>	<p>Region 9 - Air Force</p>						
15	3	Moody AFB	3,851	2,986	77.54								
16	3	Charleston	4,542	4,542	100.00								
17	3	MacDill AFB	5,942	3,873	65.18								
18	3	Patrick AFB	3,324	3,324	100.00								
19			28,888	24,959	86.40								
20													
21	4	Columbus AFB	1,500	900	60.00	<p>Region 4 - Air Force</p>	<p>Region 10 - Air Force</p>						
22	4	Eglin AFB	9,000	9,000	100.00								
23	4	Keesler AFB	8,000	1,040	13.00								
24	4	Maxwell AFB	5,700	0	0.00								
25	4	Ilyndall AFB	5,817	5,817	100.00								
26	4	Hurlburt AFB	7,500	4,200	56.00								
27			37,517	20,957	55.86								
28													
29	5	Wright-Patterson AFB	8,200	8,200	100.00	<p>Region 5 - Air Force</p>	<p>Region 11 - Air Force</p>						
30	5	Scott AFB	7,268	5,749	79.10								
31			15,468	13,949	90.18								
32													
33	6	Kelly AFB	5,000	5,000	100.00								
34	6	Randolph AFB	5,075	5,075	100.00								
35	6	Vance AFB	907	907	100.00								
36	6	Barksdale AFB	6,044	5,862	96.99								
37	6	Dyers AFB	5,100	1,100	21.57								
38	6	Laughlin AFB	1,267	1,050	82.87								
39	6	Little Rock AFB	3,500	0	0.00								
40	6	Reese AFB	1,300	1,280	98.46								
41	6	Inker AFB	9,002	7,660	85.09								
42	6	Sheppard AFB	3,502	3,257	93.00								
43	6	Goodfellow AFB	2,856	2,856	100.00								
44	6	Altus AFB	3,312	3,312	100.00								
45	6	Lackland AFB	8,300	8,300	100.00								
46	6	Brooks (incl students)	2,139	1,543	72.14								
47			57,304	47,202	82.37								

48					
49	7	Davis-Monthan	5,915	0	0.00
50	7	Holloman AFB	5,615	0	0.00
51	7	Luke AFB	5,938	0	0.00
52	7	Kirtland AFB	4,539	0	0.00
53	7	Canon AFB	5,033	0	0.00
54	7	Nellis AFB	7,268	0	0.00
55			34,308	0	0.00
56					
57	8	Minot AFB	5,016	5,016	100.00
58	8	AF Academy	3,404	0	0.00
59	8	Peterson AFB	7,416	0	0.00
60	8	McClellan AFB	3,710	3,376	91.00
61	8	Ellsworth AFB	4,363	4,234	97.04
62	8	Offutt AFB	9,588	9,588	100.00
63	8	Hill AFB	5,400	154	2.85
64	8	FE Warren AFB	3,603	3,603	100.00
65	8	Grand Forks AFB	4,822	4,822	100.00
66	8	Malstrom AFB	4,700	0	0.00
67	8	Mountain Home	3,225	745	23.10
68	8	Whiteman AFB	3,358	0	0.00
69			58,605	31,538	53.81
70					
71	9	Vandenberg AFB	3,300	3,300	100.00
72	9	Edwards AFB	4,350	4,350	100.00
73	9	Los Angeles AFB	1,800	1,800	100.00
74			9,450	9,450	100.00
75					
76	10	Inver AFB	8,500	8,500	100.00
77	10	McClellan AFB	3,000	3,000	100.00
78	10	Beale AFB	3,100	3,000	96.77
79	10	Chiriqui Air Station	1,500	0	0.00
80			16,100	14,500	90.06
81					
82	11	Fairchild AFB	4,261	4,334	101.71
83	11	McClellan AFB	4,646	4,616	99.35
84			8,907	8,950	100.48
85					
86					
87	12	Hickam Flight Medicine		441	
88	12	Hickam Family Practice		4,029	
89			4,470	4,470	100.00
90					
91		AIR FORCE Totals	315,550	199,985	63.38
92					



Region	Service	MTF Name	DMISID	DC_acdu	acdu Enrolled	% enrolled
1	A	Walter Reed AMC	0037	14,174	1,300	9.17
1	A	DeWitt ACH	0123	12,336	10,336	83.79
1	A	Kimbrough ACH	0069	16,405	0	0.00
1	A	Keller ACH	0086	8,700	4,320	49.66
1	A	Patterson ACH	0081	4,533	1,130	24.93
1	A	Fort Drum, MEDDAC	-	10,500	0	0.00
		TOTAL		66,648	17,086	25.64
1	N	NNMC Bethesda	0067	17,607	0	0.00
1	N	NH Patuxent River	0068	2,745	0	0.00
1	N	NMCL Quantico	-	7,966	0	0.00
1	N	NMCL Annapolis	-	5,673	0	0.00
1	N	NMCL Portsmouth	-	1,833	0	0.00
1	N	NH Newport	0100	3,539	0	0.00
1	N	NH Groton	0035	9,653	0	0.00
		TOTAL		49,016	0	0.00
1	F	Malcolm Grow Med Ctr	0066	7,500	6,900	92.00
1	F	Bolling AFB	-	3,041	1,382	45.45
1	F	Dover AFB	0036	4,688	0	0.00
1	F	Walson (McGuire)	0326	11,208	7,144	63.74
1	F	Hanscom AFB	-	3,742	800	21.38

<b>TOTAL</b>	30,179	16,226	53.77
Region 1 Totals	145,843	33,312	<b>22.84</b>

Region	Service	MTF Name	DMISID	DC_acdu	acdu Enrolled	% enrolled
2	A	Womack AMC Ft Bragg	0089	47,479	10,857	22.87
2	A	Kenner ACH Ft Lee	0122	7,641	0	0.00
2	A	McDonald ACH Ft Eustis	0121	8,152	1,560	19.14
	<b>TOTAL</b>			63,272	12,417	19.62
2	N	NAVMEDCEN Portsmouth	0124	99,288	23,359	23.53
2	N	NH Cherry Point	0092	9,073	0	0.00
2	N	NH Camp Lejeune	0091	37,317	0	0.00
	<b>TOTAL</b>			145,678	23,359	16.03
2	F	Langley AFB	0120	9,646	7,784	80.70
2	F	Seymour Johnson AFB	0090	4,708	0	0.00
	<b>TOTAL</b>			14,354	7,784	54.23
	<b>Region 2 Totals</b>			223,304	43,560	<b>19.51</b>

Region	Service	MTF Name	DMISID	DC_acdu	acdu Enrolled	% enrolled
3	A	Fort Jackson	-	19,311	0	0.00
3	A	Fort Gordon	-	9,050	0	0.00
3	A	Fort Benning	-	20,996	20,996	100.00
3	A	Fort Stewart	-	19,021	0	0.00
	<b>TOTAL</b>			68,378	20,996	30.71
3	N	Charleston	-	7,278	7,278	100.00
3	N	Beaufort	-	10,591	0	0.00
3	N	Kings Bay	-	6,400	0	0.00
3	N	Jacksonville	-	34,865	3,523	10.10
	<b>TOTAL</b>			59,134	10,801	18.27
3	F	Shaw AFB	-	6,000	6,000	100.00
3	F	Robins AFB	-	5,229	4,234	80.97
3	F	Moody AFB	-	3,851	2,986	77.54
3	F	Charleston	-	4,542	4,542	100.00
3	F	MacDill AFB	-	5,942	3,873	65.18
3	F	Patrick AFB	-	3,324	3,324	100.00
	<b>TOTAL</b>			28,888	24,959	86.40
	<b>Region 3 Totals</b>			156,400	56,756	<b>36.29</b>

Region	Service	MTF Name	DMISID	DC_acdu	acdu Enrolled	% enrolled
4	A	Fort McClellan	-	2,500	2,250	90.00
4	A	Fort Rucker	-	4,841	145	3.00
4	A	Redstone Arsenal	-	2,000	500	25.00
	<b>TOTAL</b>			9,341	2,895	30.99
4	N	Millington	-	4,939	4,939	100.00
4	N	New Orleans	-	3,000	0	0.00
4	N	Penscola 2	-	9,629	9,629V	100.00
4	N	Pens BCs 3	-	9,841	6,136	62.35

	TOTAL			27,409	20,704	75.54
4	F	Columbus AFB	-	1,500	900	60.00
4	F	Eglin AFB	-	9,000	9,000	100.00
4	F	Keesler AFB	-	8,000	1,040	13.00
4	F	Maxwell AFB	-	5,700	0	0.00
4	F	Tyndall AFB	-	5,817	5,817	100.00
4	F	Hurlburt AFB	-	7,500	4,200	56.00
	TOTAL			37,517	20,957	55.86
	Region 4 Totals			74,267	44,556	59.99

Region	Service	MTF Name	DMISID	DC_acdu	acdu Enrolled	% enrolled
5	A	Fort Knox	-	7,406	3,817	51.54
5	A	Fort Campbell	-	23,120	0	0.00
	TOTAL			30,526	3,817	12.50
5	N	NH Great Lakes	-	5,159	989	19.17
	TOTAL			5,159	989	19.17
5	F	Wright-Patterson AFB	-	8,200	8,200	100.00
5	F	Scott AFB	-	7,268	5,749	79.10
	TOTAL			15,468	13,949	90.18
	Region 5 Totals			51,153	18,755	<b>36.66</b>

Region	Service	MTF Name	DMISID	DC_acdu	acdu Enrolled	% enrolled
6	A	Fort Hood	-	44,737	44,737	100.00
6	A	Fort Sam Houston	-	15,000	0	0.00
6	A	Fort Sill	-	15,429	0	0.00
6	A	Fort Polk	-	7,470	1,985	26.57
	TOTAL			82,636	46,722	56.54
6	N	NH Corpus Christi	-	5,114	2,160	42.24
	TOTAL			5,114	2,160	42.24
6	F	Kelly AFB	-	5,000	5,000	100.00
6	F	Randolph AFB	-	5,075	5,075	100.00
6	F	Vance AFB	-	907	907	100.00
6	F	Barksdale AFB	-	6,044	5,862	96.99
6	F	Dyess AFB	-	5,100	1,100	21.57
6	F	Laughlin AFB	-	1,267	1,050	82.87
6	F	Little Rock AFB	-	3,500	0	0.00
6	F	Reese AFB	-	1,300	1,280	98.46
6	F	Tinker AFB	-	9,002	7,660	85.09
6	F	Sheppard AFB	-	3,502	3,257	93.00
6	F	Goodfellow AFB	-	2,856	2,856	100.00
6	F	Altus AFB	-	3,312	3,312	100.00
6	F	Lackland AFB	-	8,300	8,300	100.00
6	F	Brooks (Incl students)	-	2,139	1,543	72.14
	TOTAL			57,304	47,202	82.37
	Region 6 Totals			145,054	96,084	<b>66.24</b>

Region	Service	MTF Name	DMISID	DC_acdu	acdu Enrolled	% enrolled
--------	---------	----------	--------	---------	---------------	------------



7	A	Fort Huachuca	-	7,769	0	0.00
7	A	Yuma Proving Ground	-	320	0	0.00
7	A	White Sands	-	883	0	0.00
7	A	William Beaumont AMC	-	18,000	0	0.00
		<b>TOTAL</b>		26,972	0	0.00
7	N	Fallon NAS	-	1,300	0	0.00
7	N	MCAS Yuma	-	3,868	0	0.00
		<b>TOTAL</b>		5,168	0	0.00
7	F	Davis-Monthan AFB	-	5,915	0	0.00
7	F	Holloman AFB	-	5,615	0	0.00
7	F	Luke AFB	-	5,938	0	0.00
7	F	Kirtland AFB	-	4,539	0	0.00
7	F	Cannon AFB	-	5,033	0	0.00
7	F	Nellis AFB	-	7,268	0	0.00
		<b>TOTAL</b>		34,308	0	0.00
		<b>Region 7 Totals</b>		66,448	-	<b>0.00</b>

Region	Service	MTF Name	DMISID	DC_acdu	acdu Enrolled	% enrolled
8	A	Fitzsimons AMC	-	4,569	0	0.00
8	A	Evans ACH	-	16,025	0	0.00
8	A	Gen Leonard Wood ACH	-	5,059	1,716	33.92
8	A	Munson ACH	-	5,685	2,380	41.86
8	A	Irwin ACH	-	14,839	14,839	100.00
		<b>TOTAL</b>		31,338	18,935	60.42
8	F	Minot AFB	-	5,016	5,016	100.00
8	F	AF Academy	-	3,404	0	0.00
8	F	Peterson AFB	-	7,416	0	0.00
8	F	McConnell AFB	-	3,710	3,376	91.00
8	F	Ellsworth AFB	-	4,363	4,234	97.04
8	F	Offutt AFB	-	9,588	9,588	100.00
8	F	Hill AFB	-	5,400	154	2.85
8	F	FE Warren AFB	-	3,603	3,603	100.00
8	F	Grand Forks AFB	-	4,822	4,822	100.00
8	F	Malmstrom AFB	-	4,700	0	0.00
8	F	Mountain Home	-	3,225	745	23.10
8	F	Whiteman AFB	-	3,358	0	0.00
		<b>TOTAL</b>		58,605	31,538	53.81
		<b>Region 8 Totals</b>		89,943	50,473	<b>56.12</b>

Region	Service	MTF Name	DMISID	DC_acdu	acdu Enrolled	% enrolled
9	A	Weed ACH	-	5,040	0	0.00
		<b>TOTAL</b>		5,040	0	0.00
9	N	NH Twentynine Palms	-	9,200	2,000	21.74
9	N	NH Camp Pendleton	-	43,000	25,000	58.14
9	N	NMC San Diego		80,000	0	0.00
9	N	San Pedro CG Clinic	-	1,428	0	0.00
9	N	NMC Long Beach	-	6,300	0	0.00

9	N	NMC Port Hueneme	-	6,914	6914	100.00
	TOTAL			146,842	33,914	23.10
9	F	Vandenburg AFB	-	3,300	3,300	100.00
9	F	Edwards AFB	-	4,350	4,350	100.00
9	F	Los Angeles AFB	-	1,800	1,800	100.00
	TOTAL			9,450	9,450	100.00
	Region 9 Totals			161,332	43,364	<b>26.88</b>

Region	Service	MTF Name	DMISID	DC_acdu	acdu Enrolled	% enrolled
10	A	Presidio of Monterey	-	5,800	0	0.00
10	A	Oakland Army Base	-	1,100	0	0.00
10	A	Sierra Army Depot	-	500	0	0.00
10	A	Fort Hunter-Liggett	-	400	0	0.00
	TOTAL			7,800	0	0.00
10	N	NMC Oakland	-	-	-	BRAC
10	N	NH Lemoore	-	5,000	3,000	60.00
10	N	BMC Stockton	-	60	0	0.00
10	N	BMC Bridgeport	-	250	0	0.00
10	N	BMC Concord	-	800	0	0.00
	TOTAL			6,110	3,000	49.10
10	F	Travis AFB	-	8,500	8,500	100.00
10	F	McClellan AFB	-	3,000	3,000	100.00
10	F	Beale AFB	-	3,100	3,000	96.77
10	F	Onizuka Air Station	-	1,500	0	0.00
	TOTAL			16,100	14,500	90.06
	Region 10 Totals			30,010	17,500	<b>58.31</b>

Region	Service	MTF Name	DMISID	DC_acdu	acdu Enrolled	% enrolled
11	A	Madigan AMC	-	19,870	17,655	88.85
	TOTAL			19,870	17,655	88.85
11	N	Bremerton	-	13,537	6,180	45.65
11	N	Oak Harbor	-	7,312	7,308	99.95
	TOTAL			20,849	13,488	64.69
11	F	Fairchild AFB	-	4,261	4,334	101.71
11	F	McChord AFB	-	4,646	4,616	99.35
	TOTAL			8,907	8,950	100.48
	Region 11 Totals			49,626	40,093	<b>80.79</b>

Region	Service	MTF Name	DMISID	DC_acdu	acdu Enrolled	% enrolled
12	A	Tripler Fam Prac (new assigned)	-	-	278	-
12	A	Tripler Fam Prac Akeia	-	-	345	-
12	A	Tripler Fam Prac Melemele	-	-	855	-
12	A	Tripler Fam Prac Polu	-	-	525	-
12	A	Tripler Internal Medicine	-	-	1,329	-
12	A	Tripler OB Clinic	-	-	389	-
12	A	Schofield Brks Fam Prac 1	-	-	126	-
12	A	Schofield Brks TMC 1	-	-	5,057	-

12	A	Schofield Brks TMC 2	-	-	3,131	-
12	A	Schofield Brks TMC 3	-	-	4,370	-
12	A	Schofield Brks Wahiawa Prim Care Cln	-	-	1,419	-
	TOTAL			17,824	17,824	100.00
12	N	Pearl Harbor Male Sick Call	-	-	5,715	-
12	N	Pearl Harbor Comsubron 1	-	-	99	-
12	N	Pearl Harbor Comsubron 7	-	-	66	-
12	N	Pearl Harbor Self Contain Subs	-	-	2,319	-
12	N	Pearl Harbor Self Contain Ships	-	-	3,551	-
12	N	Pearl Harbor Camp Smith Annex	-	-	800	-
12	N	Barbers Point AV Medicine	-	-	1,382	-
12	N	Barbers Point Mil Medicine	-	-	1,848	-
12	N	Kaneohe Bay Sick Call	-	-	1,053	-
	TOTAL			16,623	16,833	101.26
12	Marines	MEB Forces	-	-	4,611	-
	TOTAL			4,611	4,611	100.00
12	CG	Sand Island Clinic	-	-	752	-
	TOTAL			752	752	100.00
12	F	Hickam Flight Medicine	-	-	441	-
12	F	Hickam Family Practice	-	-	4,029	-
	TOTAL			4,470	4,470	100.00
		Region 12 Totals		44,280	44,280	<b>100.00</b>

---

[\[Top\]](#)


---

Last update: 12/23/1998