

dodea

**Post-Secondary Plans and Scholarships Report**

**2004**

DEPARTMENT OF DEFENSE EDUCATION ACTIVITY

## Table of Charts, Tables, and Lists

### CHARTS

<b>Chart 1: DoDEA 2004 Graduates' Plans After Graduation.....</b>	<b>3</b>
<b>Chart 2: DoDEA 2004 Graduates' Scholarships.....</b>	<b>5</b>
<b>Chart 3: DDESS 2004 Graduates' Scholarships.....</b>	<b>6</b>
<b>Chart 4: DoDDS-Europe 2004 Graduates' Scholarships.....</b>	<b>6</b>
<b>Chart 5: DoDDS-Pacific 2004 Graduates' Scholarships.....</b>	<b>7</b>

### TABLES

<b>Table 1: DoDEA 2002-2004 Post-secondary Plans.....</b>	<b>4</b>
<b>Table 2: DoDEA 2004 Graduates' Post-Secondary Plans After Graduation by Area.....</b>	<b>4</b>

### LISTS

<b>List of Colleges and Universities.....</b>	<b>8</b>
-----------------------------------------------	----------

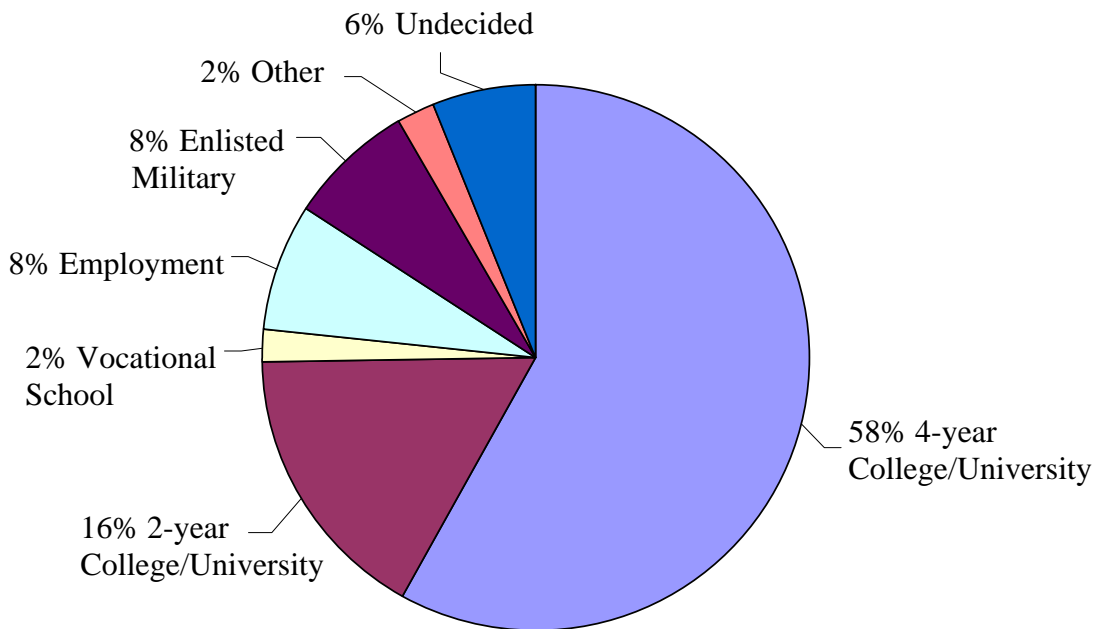
# DoDEA 2004 Graduates' Post-secondary Plans and Scholarships

## Summary Report

At the end of every school year, each high school in the Department of Defense Dependents Schools (DoDDS) and the Domestic Dependents Elementary and Secondary Schools (DDESS) is asked to complete a record indicating senior students' plans after graduation. This summary report provides a look at the aggregate numbers collected from these high schools concerning Department of Defense Education Activity (DoDEA) seniors' plans, the monies awarded to these students for scholarships, grants, and financial aid, and also the colleges and universities they plan to attend. Data are displayed in this report for DoDEA and the three areas, DDESS, DoDDS-Europe, and DoDDS-Pacific.

In 2004, there were 3,348 seniors in DoDEA. Of these, 3,206 received diplomas resulting in a graduation rate of 96%. The majority (76%) of the 2004 DoDEA graduates indicated that they would continue their education after graduation at a 4-year (58%), 2-year (16%) or vocational college or university (2%) as shown in Chart 1. Table 1 shows post-secondary plans for three years (2002-2004).

**Chart 1: DoDEA 2004 Graduates' Plans After Graduation**



**Table 1: DoDEA 2002-2004 Post-secondary Plans**

Post-secondary Plans*	2002	2003	2004
	N=2,984	N=2,993	N=3228
<b>4-year College/University</b>	60%	58%	58%
<b>2-year College/University</b>	14%	17%	16%
<b>Vocational School</b>	3%	2%	2%
<b>Employment</b>	7%	8%	8%
<b>Enlisted Military</b>	8%	9%	8%
<b>Undecided/Other</b>	7%	7%	8%

\* Percentages may not equal 100 due to rounding

Information provided on the 2004 DoDEA graduates indicated some differences in post-secondary plans by Area, as noted in Table 2. The highest percentage of DoDEA graduates who plan to attend a 4-year College/University (62%) or a 2-year College/University (19%) is found in the Pacific. The highest percentage of DoDEA graduates who plan to enlist in the military (8%) is found in the Pacific and DDESS. The highest percentage of DoDEA graduates who plan to seek employment (9%) after graduation or are undecided (12%) on their plans is found in Europe.

**Table 2: DoDEA 2004 Graduates' Post-secondary Plans After Graduation by Area**

Post-secondary Plans*	DDESS	DoDDS-Europe	DoDDS-Pacific
	N=496	N=1639	N=1093
<b>4-year College/University</b>	60%	55%	62%
<b>2-year College/University</b>	17%	15%	19%
<b>Vocational School</b>	4%	2%	1%
<b>Employment</b>	6%	9%	6%
<b>Enlisted Military</b>	8%	7%	8%
<b>Undecided/Other</b>	5%	12%	5%

\* Percentages may not equal 100 due to rounding

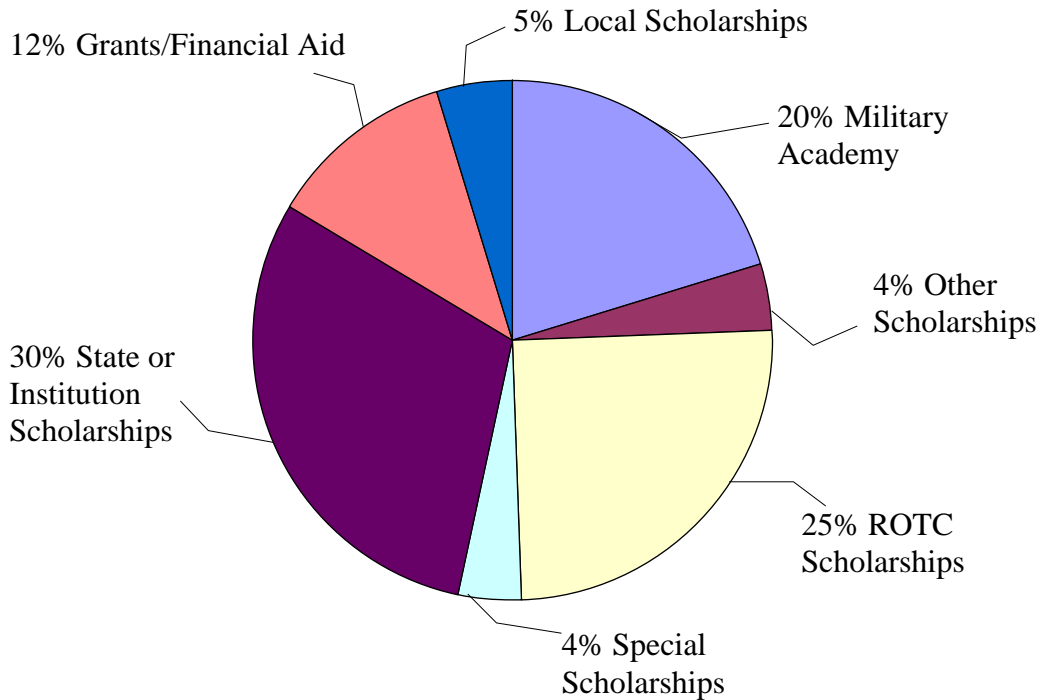
### Scholarships and Financial Aid<sup>1</sup>

The DoDEA graduating seniors of 2004 continued the tradition of earning millions of dollars in scholarships and financial aid. Thirty percent (30%) of the money was earned in 2004 through state or institution scholarships. In addition, 25% percent was earned through ROTC scholarships and 20% from military academies. An ROTC scholarship is valued at approximately \$70,000 while a military academy scholarships is approximately \$250,000. In 2004, DoDEA graduates earned over \$34 million dollars in scholarships, financial aid, and grants, as shown in Chart 2.

<sup>1</sup>Scholarship and financial aid data collection processes were revised in 2004 to allow researchers to conduct more detailed analyses than had previously been possible. Therefore, direct comparisons between 2004 scholarship and financial aid data and previous years may result in inaccurate inferences.

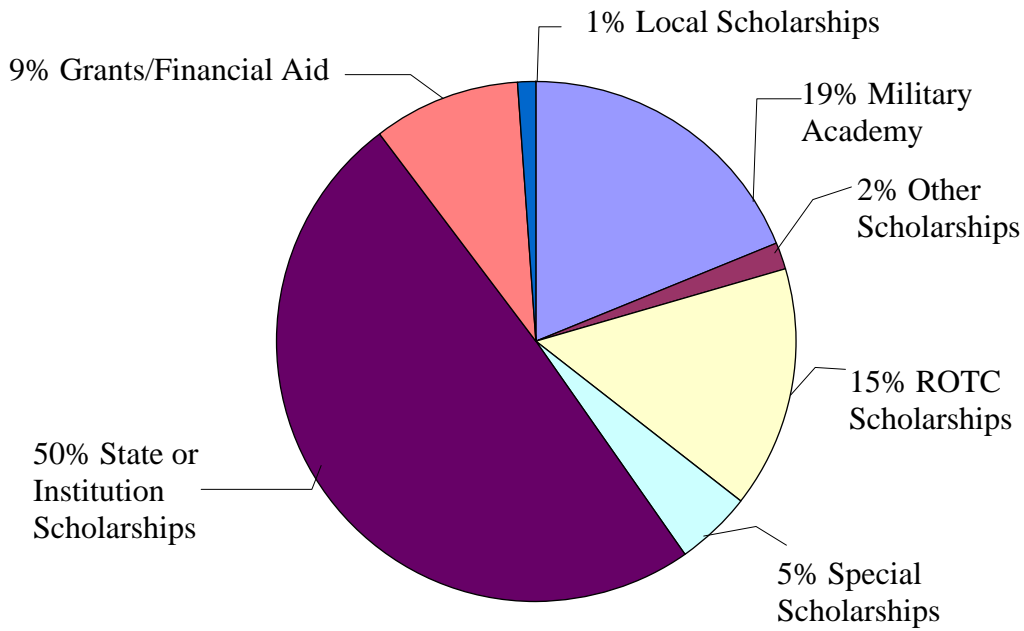
## Chart 2: DoDEA 2004 Graduates' Scholarships

Monies Earned \$34,064,441

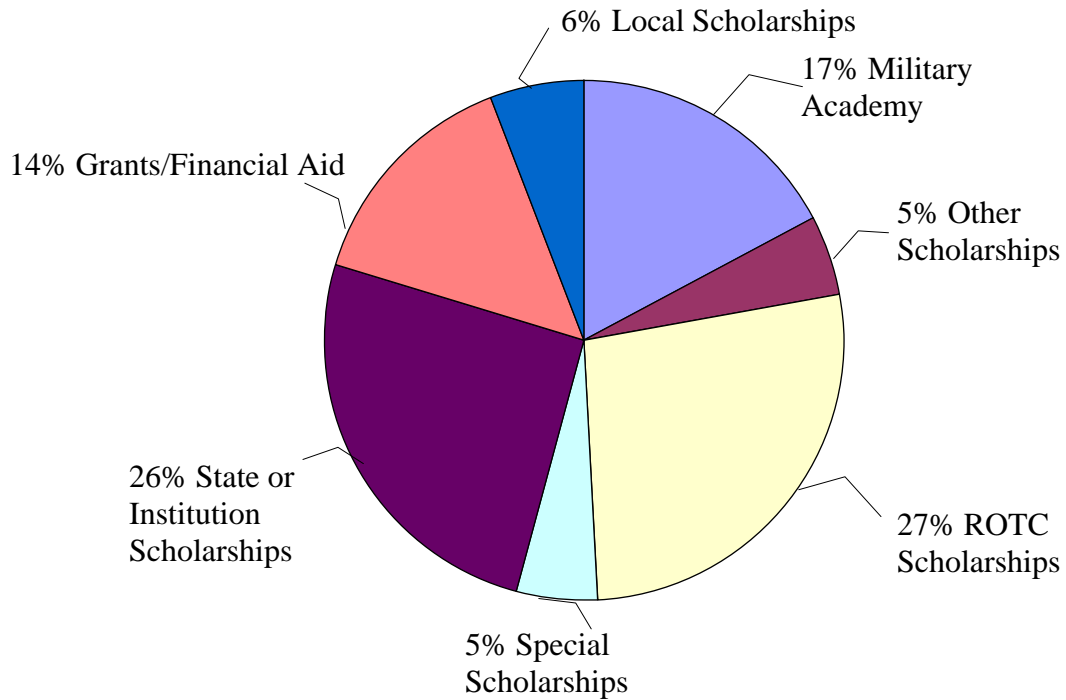


As can be seen in Charts 3, 4, and 5, state or institution and ROTC scholarships made up a large percent of monies earned by the 2004 DoDEA graduates. Fifty percent (50%) of DDESS graduates earned monies from state or institution scholarships, while graduates in DoDDS-Europe and DoDDS-Pacific earned 27% and 28% respectively in ROTC scholarships.

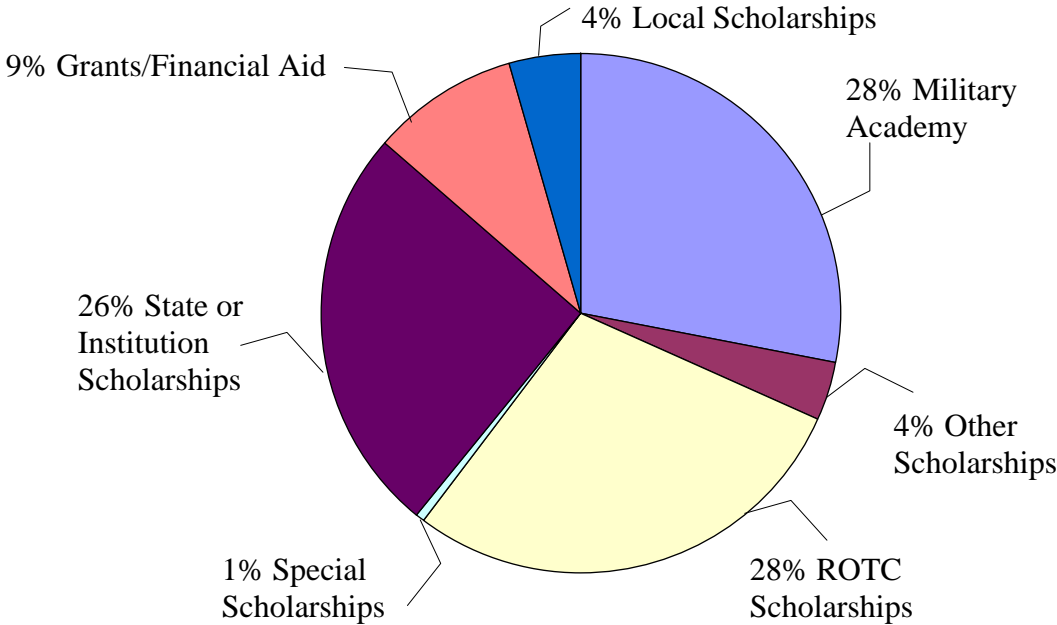
**Chart 3: DDESS 2004 Graduates' Scholarships**  
**Monies Earned \$6,649,632**



**Chart 4: DoDDS-Europe 2004 Graduates' Scholarships**  
**Monies Earned \$18,481,148**



**Chart 5: DoDDS-Pacific 2004 Graduates Scholarships**  
**Monies Earned \$8,933,661**



The DoDEA 2004 graduates plan to attend over 900 different colleges and universities. Below is a representative list, which includes only the colleges or universities selected by more than five graduates.

Appalachian State University	Purdue University
Austin Peay State University	San Diego State University
Baylor University	South Carolina State University
Boston University	Southwestern College
Brigham Young University	Texas A & M University
California State University	Texas Tech University
Central Texas College	United States Air Force Academy
Coastal Carolina Community College	United States Military Academy
Colorado State University	Universidad Politecnica
Concordia University	University of California
East Carolina University	University of Central Florida
Elizabethtown Community College	University of Dubuque
Embry-Riddle Aeronautical University	University of Florida
Fayetteville State University	University of Guam
Florida Community College	University of Louisville
Florida Institute of Technology	University of Maryland
Florida State University	University of Nevada
Full Sail: Florida	University of North Carolina
Georgia Southern University	University of Puerto Rico
Hopkinsville Community College	University of South Carolina
Inter-American University	University of South Florida
James Madison University	University of Tennessee
Louisiana State University	University of Texas
McGill University	University of Virginia
North Carolina A & T	University of Washington
North Carolina State University	University of West Florida
Northern Virginia Community College	Virginia Commonwealth University
Norwich University	Virginia Tech
Oglethorpe University	Washington State University
Old Dominion University	Weber State University
Pennsylvania State University	Western Kentucky University

Large percentages of the DoDEA 2004 graduates continue their education at a college, university, or vocational school and earn millions of dollars in scholarships and financial aid.