

DoDEA 2003 Graduates' Post-secondary Plans and Scholarships

Summary Report

Prepared by Office of System Accountability

At the end of every school year, each high school in the Department of Defense Dependents Schools (DoDDS) and the Domestic Dependents Elementary and Secondary Schools (DDESS) is asked to complete a record indicating senior students' plans after graduation for the Department of Defense Education Activity (DoDEA) Office of System Accountability. This summary provides a look at the aggregate numbers collected from these high schools concerning DoDEA seniors' plans, the monies awarded to these students for scholarships, grants, and financial aid, and also the colleges and universities they have chosen to attend.

In 2003, there were 3,421 seniors in DoDEA. Of these, 3,230 received diplomas for a graduation rate of 94%. The majority (77%) of the DoDEA graduates indicate they will continue their education after graduation at a 4-year (58%), 2-year (17%) or vocational college or university (2%) as shown in Chart 1. Seventeen (17%) percent of the 2003 graduates indicate they will enlist in the military or find other employment, while 5% remain undecided. The 2003 post secondary graduation plan percentages are consistent with the past five years as shown in Table 1.

Chart 1: DoDEA 2003 Graduate's Plans After Graduation

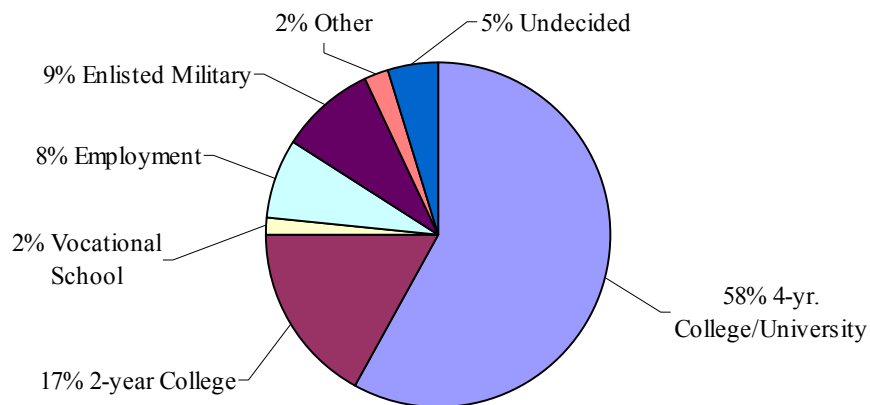


Table 1: Graduates' Post-secondary Plans After Graduation (1999-2003)

Post-secondary Plans*	1999	2000	2001	2002	2003
	N=2,951	N=2,981	N=3,066	N=2,984	N=2,993**
4-year College/University	57%	55%	57%	60%	58%
2-year College/University	17%	15%	15%	14%	17%
Vocational School	2%	2%	2%	3%	2%
Employment	9%	9%	10%	7%	8%
Enlisted Military	10%	10%	10%	8%	9%
Undecided/Other/Unreported	6%	9%	5%	7%	7%

* Percentages may not equal 100 due to rounding ** Graduates reporting post-secondary plans

Information provided on DoDEA graduates indicates some differences in post-secondary plans by Area, as noted in Table 2. A higher percentage of DDESS graduates plan to enlist in the military after graduation compared to DoDDS graduates. On the other hand, a higher percentage of DoDDS-Europe and DoDDS-Pacific graduates plan to seek employment after graduation.

Table 2: 2003 Graduates' Post-secondary Plans After Graduation by Area

Post-secondary Plans*	DDESS	DoDDS-Europe	DoDDS-Pacific
	N=504	N=1,618	N=871
4-year College/University	58%	59%	58%
2-year College/University	17%	17%	17%
Vocational School	2%	2%	1%
Employment	4%	8%	9%
Enlisted Military	14%	7%	9%
Undecided/Other	5%	8%	6%

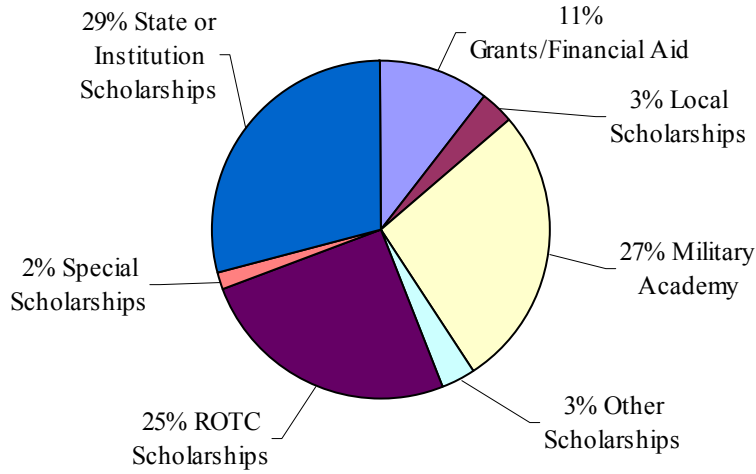
* Percentages may not equal 100 due to rounding

Scholarships and Financial Aid

The DoDEA graduating seniors of 2003 continued the tradition of earning millions of dollars in scholarship and financial aid monies. Much of the money earned is due to the large numbers of graduates who attend the military academies. An academy scholarship is approximately \$250,000 for a 4-year education. Additionally, a large percentage of DoDEA graduates receive ROTC scholarships, each of which is approximately \$70,000. In 2003 DoDEA graduates earned almost \$33.5 million dollars in scholarships, financial aid and grants, as shown in Chart 2.

Chart 2: DoDEA 2003 Graduates' Scholarships

Monies Earned: \$33,492,532



As can be seen in Charts 3, 4, and 5, the military academies and ROTC scholarships make up a large percent of monies earned by DoDEA graduates. Graduates in DoDDS-Pacific earned forty-one percent (41%) of their monies through the ROTC scholarship program. The 2002 graduates in DDESS and DoDDS-Europe, however, also earned a large percentage of scholarship and financial aid monies from state or institution scholarships (51% and 34% respectively).

Chart 3: DoDDS-Pacific 2003 Graduates' Scholarships

Monies Earned: 13,556,186

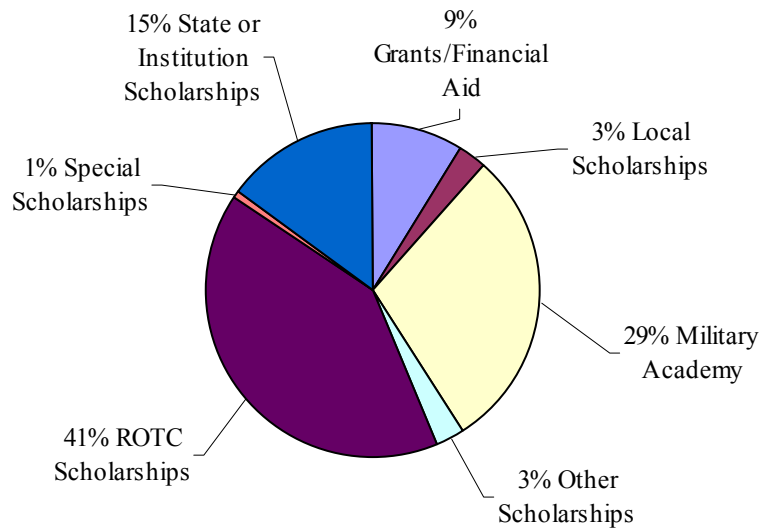


Chart 4: 2003 DDESS Graduates' Scholarships

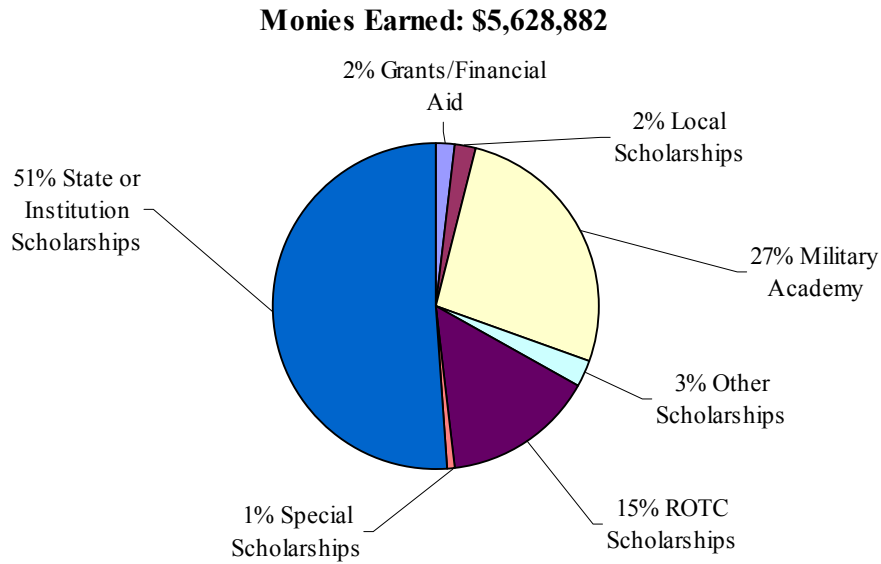
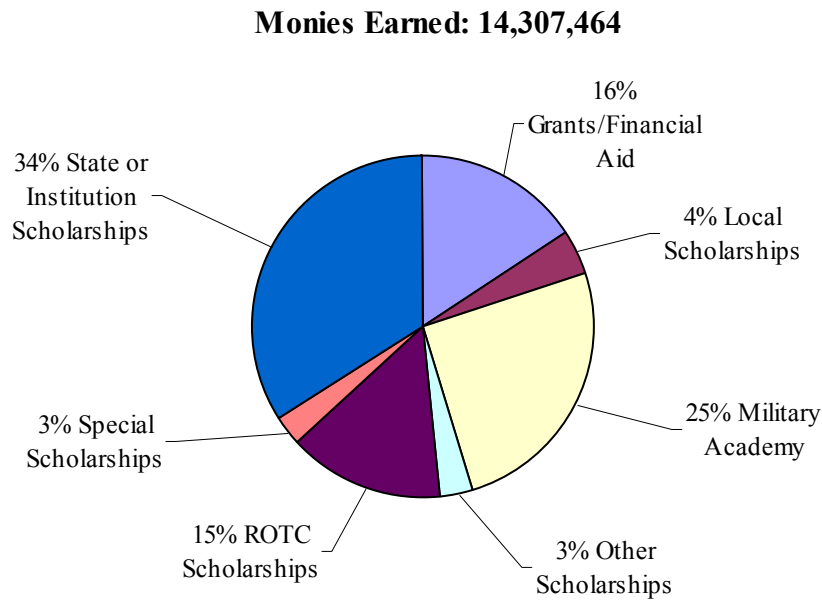


Chart 5: DoDDS-Europe 2003 Graduates' Scholarships



The 2003 graduates plan to attend over 800 different colleges and universities. Below is a representative list, which includes only the colleges or universities selected by more than five graduates.

American University	Southwest Texas State University
Andrew College	Southwestern Community College
Arizona State University	St. Leo University
Auburn University	State University of New York
Austin Peay State University	Tallahassee Community College
Boston University	Texas A & M University
Brigham Young University	Texas Christian University
Cal State University	Texas Tech University
Central Texas College	The Citadel
Central Washington University	United States Air Force Academy
Coastal Carolina Community College	United States Military Academy
Colorado State University	University of California
East Carolina University	University of Central Florida
Elizabethtown Community College	University of Dubuque
Embry Riddle University	University of Florida
Fayetteville State University	University of Hawaii
Florida A & M University	University of Kentucky
Florida Atlantic University	University of Louisville
Florida State University	University of Maryland
Full Sail: Florida	University of Mississippi
George Mason University	University of Missouri
Georgia Southern University	University of Nebraska
InterAmerican University	University of Nevada
James Madison University	University of North Carolina
Louisiana State University	University of Puerto Rico
Mary Washington College	University of South Florida
Michigan State University	University of Tampa
Middle East Technical University	University of Tennessee
Midwestern State University	University of Texas
Mount Holyoke College	University of Virginia
Murray State University	University of Washington
North Carolina A&T State University	University of West Florida
Northern Virginia Community College	United States Naval Academy
Norwich University	Valencia Community College
Ohio State University	Virginia Tech
Old Dominion University	Virginia State University
Penn State University	Washington State University
Pensacola Junior College	Western Kentucky University
Richmond University	Western Washington University
San Diego State University	

As can be seen from this report, the DoDEA graduates continue to excel in many ways. Very large proportions continue their education at a college, university or vocational school and earn millions of dollars of scholarships and financial aid to help them achieve their goals.