

**Department of Defense Education Activity (DoDEA)  
School Summary of Post-secondary Plans for SY 1996-97  
A Synthesis**

*Prepared by  
DoDEA Research and Evaluation Branch*

At the end of SY 1996-97 each high school in the Department of Defense Dependents Schools (DoDDS) and the Domestic Dependents Elementary and Secondary Schools (DDESS) was asked to complete a financial aid report for Department of Defense Education Activity Headquarters. Entitled, "School Summary of Post-secondary Plans for SY 1996-97," the summary provides Headquarters with an indication of the graduating seniors' plans after graduation. It also includes information about which colleges and universities DoDEA students are planning to enroll in as well as the monies they have been awarded through various scholarships.

The findings in this report are a synthesis of the information provided by the school districts through the summary reports. Students from DoDEA have represented the organization well, receiving millions of dollars in scholarship monies and the number and type of colleges and universities they are planning on enrolling in.

**Plans After Graduation**

Of the 3,117-graduating seniors in DoDEA, four out of every five students reported that they would be attending a college or university. Most of those planning to attend college indicated that they would be attending a four-year college or university. Entrance into the military was chosen by 10% of the graduating class.

Within DoDEA, high numbers of minorities chose a post-secondary education over other options after graduation. Table 1 shows the number and percent of seniors reported on the summary sheet from each district as having graduated as well as the breakdown of minorities who were planning to enroll in a post-secondary education.

Attending college or a university was the number one choice among graduating seniors in both DDESS and DoDDS as can be seen in Table 2. But for those not choosing post-secondary education, a large proportion in DoDDS opted for a job while the largest proportion in DDESS selected the military.

Table 3 indicates graduating students' choices by school district. The percentages in the table represent the number of students choosing each option compared to the total number of students graduating. A four-year college or university was the most popular choice in Antilles, Okinawa, Korea and Turkey; almost three-quarters of the students in each of these districts chose this alternative. Entering the military and taking a job were popular choices in Hessen, Kaiserslautern, the United Kingdom and Wuerzberg. Nearly 30% of the students graduating from these districts chose one of these options. Panama

and Camp Lejeune had more undecided students than other districts. Almost 20% of the students in these two districts were undecided about their plans after graduation.

Table 1  
1997 DoDEA Graduates by District and  
Graduates' Plans after Graduation by Ethnicity

District	Graduating		Students Planning to Enroll in Post-secondary Education by Ethnicity							
	Number	Percent of Seniors	Native American	Asian	Black	Hispanic	White	Other	Total	Percent
Antilles	164	100%	0	0	2	142	15	1	160	98%
Camp Lejeune	79	100%	0	1	14	3	39	0	57	72%
Ft. Campbell	107	98%	0	4	37	20	46	0	107	100%
Ft. Knox	100	93%	2	2	26	15	32	2	79	79%
Quantico	32	100%	1	0	1	1	21	0	24	75%
Brussels	177	99%	2	7	26	5	116	1	157	89%
Heidelberg	255	97%	2	13	37	14	132	5	203	80%
Hessen	136	97%	0	5	34	19	66	1	123	90%
Italy	164	93%	0	15	18	12	72	15	132	80%
Japan	322	97%	5	90	34	21	104	9	313	97%
Kaiserslautern	314	98%	0	13	36	30	125	25	229	73%
Korea	145	96%	1	61	6	5	35	20	128	88%
Okinawa	262	98%	5	65	37	20	105	2	233	89%
Panama	241	98%	1	9	24	66	67	3	167	69%
Turkey	215	99%	2	15	16	11	120	24	188	87%
United Kingdom	202	98%	0	8	14	1	89	4	132	65%
Wuerzberg	202	94%	1	9	29	9	53	9	110	54%
<b>DoDEA</b>	<b>3,117</b>	<b>97%</b>	<b>72</b>	<b>317</b>	<b>391</b>	<b>439</b>	<b>1237</b>	<b>121</b>	<b>2,545</b>	<b>82%</b>

Table 2  
1997 DoDEA Graduates' Plans after Graduation

Total Number Graduating	DDESS		DODDS		DoDEA	
	Number	Percent of Total	Number	Percent of Total	Number	Percent of Total
<b>Total Number Graduating</b>	482 (15%)		2,635 (85%)		3,117 (100%)	
<b>Four Year College/University</b>	306	63%	1523	58%	1829	59%
<b>Two Year College/University</b>	58	12%	372	14%	430	14%
<b>Job</b>	21	4%	286	11%	307	10%
<b>Military</b>	47	10%	243	9%	290	9%
<b>Vocational</b>	29	6%	49	2%	78	3%
<b>Undecided</b>	22	5%	148	6%	170	5%
<b>Apprenticeship</b>	0	0%	7	0%	7	0%

Table 3  
1997 DoDEA Graduates' Plans after Graduation  
by School District

	<b>Four-year College/ University</b>	<b>Two-year College/ University</b>	<b>Vocational</b>	<b>Job</b>	<b>Military</b>	<b>Apprenticeship</b>	<b>Undecided</b>
<b>Antilles N=164</b>	76%	9%	1%	4%	8%	0	0
<b>Camp Lejeune N=79</b>	49%	8%	15%	4%	4%	0	20%
<b>Ft. Campbell N=107</b>	70%	7%	6%	4%	12%	0	0
<b>Ft. Knox N=100</b>	52%	18%	9%	6%	14%	0	0
<b>Quantico N=32</b>	40%	34%	0	0	13%	0	13%
<b>Brussels N=177</b>	69%	10%	3%	6%	7%	0	3%
<b>Heidelberg N=255</b>	58%	14%	3%	11%	7%	0	7%
<b>Hessen N=136</b>	57%	15%	0	15%	11%	0	2%
<b>Italy N=164</b>	55%	18%	2%	8%	10%	1%	6%
<b>Japan N=322</b>	55%	20%	2%	7%	9%	0	7%
<b>Kaiserslautern N=314</b>	47%	13%	4%	19%	10%	0	5%
<b>Korea N=145</b>	71%	19%	0	3%	3%	0	0
<b>Okinawa N=262</b>	74%	6%	1%	5%	11%	0	0
<b>Panama N=241</b>	55%	13%	2%	8%	6%	0	16%
<b>Turkey N=215</b>	73%	9%	1%	6%	6%	1%	4%
<b>United Kingdom N=202</b>	46%	15%	2%	24%	9%	0	7%
<b>Wuerzberg N=202</b>	39%	18%	2%	14%	18%	1%	6%

## Scholarships

The graduates of 1997 were awarded over \$26 million in scholarship monies, which averaged \$8,437 per graduating senior or \$10,216 per graduating senior planning to attend college. The DoDDS seniors received \$20 million, while the DDESS seniors received \$6 million. A majority (58%) of this money was awarded through military scholarships: \$8.7 million for the military academies and \$6.3 million for ROTC scholarships. Non-military type scholarships awarded by state institutions accounted for \$6.7 million. DDESS seniors, who represent 15% of the total DoDEA seniors, received 23% of the scholarship monies, whereas DoDDS seniors, who represent 85% of the DoDEA seniors, received 77%. Table 4 and Charts 1 and 2 show the breakdown of the dollar amounts for DoDDS, DDESS and DoDEA; Table 5 shows the breakdown of scholarship monies by district. In both charts and in Table 5, the grouping “Other” consists of Athletic, Special, Vocational, Grants and Apprentice scholarships.

Table 4  
Dollar Amounts Awarded to 1997 DoDEA Graduates  
By School System

Scholarship Types	DDESS		DoDDS		DoDEA	
	Amount	Percent	Amount	Percent	Amount	Percent
<b>Local</b>	\$66,900	1%	\$1,071,269	5%	\$1,138,169	4%
<b>State</b>	\$1,367,974	24%	\$5,402,809	26%	\$6,770,783	26%
<b>Military Academy*</b>	\$2,250,000	40%	\$6,500,000	32%	\$8,750,000	33%
<b>ROTC*</b>	\$1,466,800	26%	\$4,891,400	24%	\$6,358,200	24%
<b>Athletic</b>	\$165,000	3%	\$107,645	<1%	\$272,645	<1%
<b>Special**</b>	\$41,600	1%	\$441,345	2%	\$482,945	2%
<b>Vocational</b>	\$16,500	1%	\$82,400	<1%	\$98,900	<1%
<b>Grants</b>	\$290,960	5%	\$2,523,592	12%	\$2,814,552	11%
<b>Apprentice</b>	\$0	0%	\$5,160	<1%	\$5,160	<1%
<b>Total Scholarships</b>	<b>\$5,665,734</b>		<b>\$20,633,424</b>		<b>\$26,299,158</b>	

\*A Military Scholarship equals \$250,000 and a ROTC scholarship equals \$70,000.

\*\*Special Scholarships are those for music, ethnicity, etc.

Chart 1

**DDESS Scholarships**

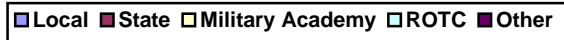
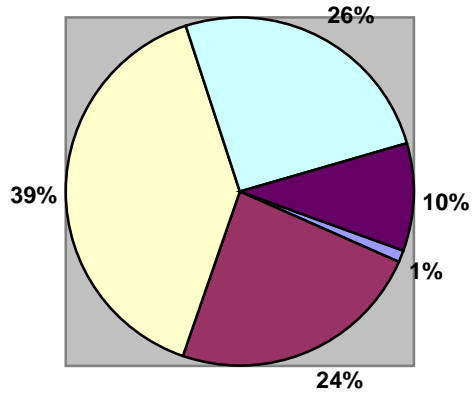
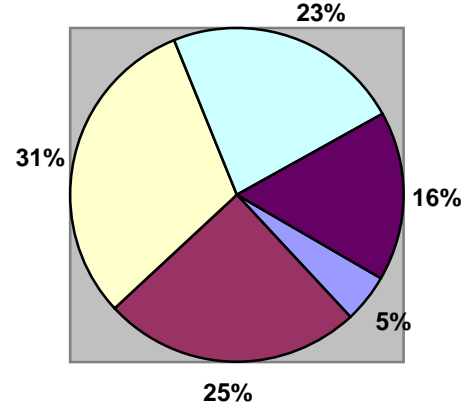


Chart 2

**DODDS Scholarships**



**Table 5**  
1997 DoDEA Graduates' Scholarship Monies Awarded  
by School District

	Local	State	Military	ROTC	Other	Total
<b>Antilles</b>	1%	14%	32%	18%	34%	\$774,689
<b>Camp Lejeune</b>	2%	52%	27%	15%	4%	\$919,520
<b>Ft. Campbell</b>	1%	15%	57%	26%	2%	\$2,195,100
<b>Ft. Knox</b>	1%	30%	18%	40%	11%	\$1,410,600
<b>Quantico</b>	2%	6%	68%	19%	5%	\$365,825
<b>Brussels</b>	14%	35%	20%	39%	7%	\$1,256,267
<b>Heidelberg</b>	6%	24%	12%	18%	40%	\$2,165,257
<b>Hessen</b>	8%	25%	36%	18%	13%	\$688,599
<b>Italy</b>	6%	20%	19%	35%	19%	\$1,282,755
<b>Japan</b>	15%	21%	23%	23%	18%	\$1,082,408
<b>Kaiserslautern</b>	3%	8%	57%	24%	8%	\$3,504,324
<b>Korea</b>	6%	11%	22%	59%	2%	\$1,144,571
<b>Okinawa</b>	1%	49%	26%	13%	10%	\$5,737,224
<b>Panama</b>	3%	23%	60%	0%	14%	\$827,400
<b>Turkey</b>	4%	7%	57%	16%	16%	\$1,314,084
<b>United Kingdom</b>	11%	9%	0%	59%	21%	\$480,650
<b>Wuerzberg</b>	8%	22%	22%	36%	11%	\$1,149,885

## **Colleges and Universities**

The 482-graduating seniors at the DDESS high schools plan to enroll in 133 different colleges and universities. Two of these universities were listed more than five times by different high schools. These were The University of North Carolina and The University of Puerto Rico.

In DoDDS, a variety of colleges and universities were provided on the summary reports. In all, almost 600 different colleges and universities were listed on the surveys as institutions the graduating seniors were planning to attend. Those that were listed more than five times are given in Table 6. The highest number of students chose the University of Maryland and The University of California. Other institutions frequently listed on the surveys were the various campuses of California State University and The University of Texas.

Table 6  
Colleges and Universities Most Chosen by 1997 DoDDS Graduates

<b>College/University</b>	<b>Number of Times Listed on the Survey</b>
University of Maryland (multiple sites)	43
University of California (multiple campuses)	19
California State University	16
University of Texas (multiple campuses)	16
Florida State University	15
Brigham Young University	13
Penn State University	13
University of North Carolina	12
University of Washington	10
University of Florida	9
University of West Florida	9
Indiana University	8
Texas A&M	8
Auburn University	7
Boston University	7
Central Texas College	7
Ohio State University	7
University of Alabama	7
University of Colorado	7
University of North Florida	7
University of Oklahoma	7
Embry Riddle Aeronautical University	6
New Mexico State University	6
Norfolk State University	6
Ricks College	6
Washington State	6
University of Arizona	6
University of Central Florida	6
University of Kansas	6
U.S. Air Force Academy	6
Baylor University	5
Howard University	5
Norwich University	5
Old Dominion	5
University of Pittsburgh	5
University of Virginia	5
U.S. Military Academy	5
Virginia Technical Institute	5
Western Washington	5

## Summary

The information provided in this report indicates that the graduating class of 1997 has chosen many different alternatives after high school graduation, even though most are planning to attend a four-year college/university. This graduating class also was awarded a large sum of money in scholarships and grants. While most of the money was provided through scholarships to the military academies or ROTC, a large portion was also awarded through state scholarships.

DoDEA should be proud of the long list of colleges and universities its students have been accepted into for post-secondary education. A wide range of colleges and universities across the globe were listed on the summary sheets, although there were far too many to list in this synthesis. The list in Table 5 is just a sampling, but it does indicate the high quality institutions accepting DoDEA students.