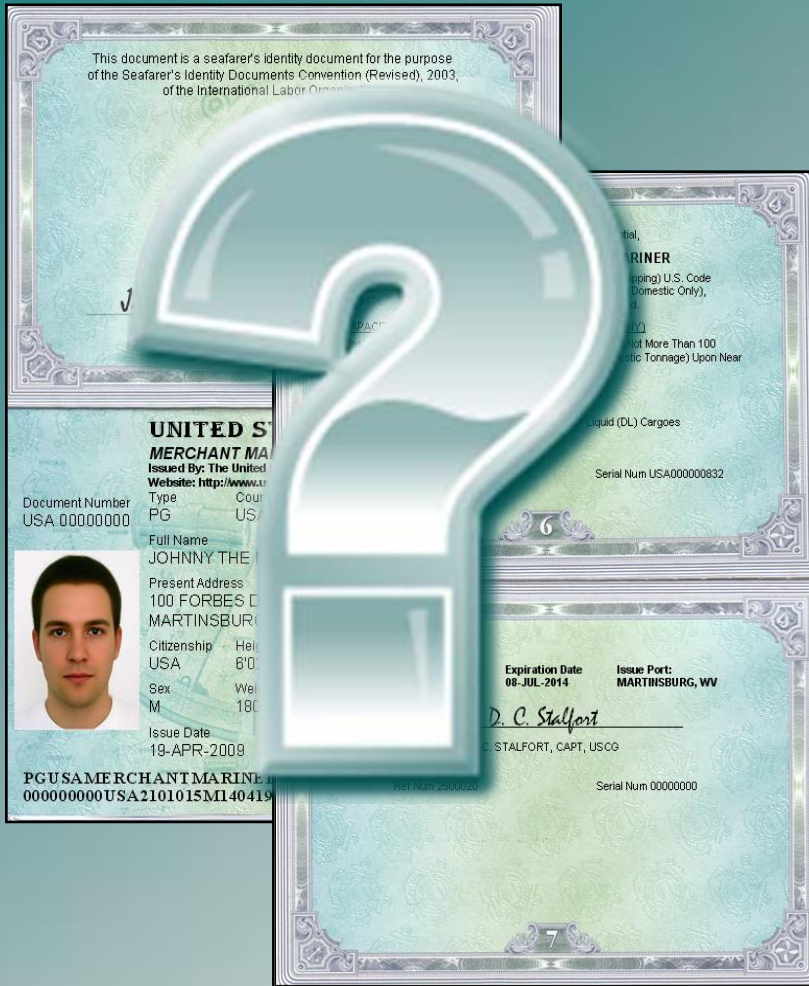


Introducing Your **NEW** Merchant Mariner Credential



Continue




When you receive your new credential, **VERIFY** the document for accuracy.

Back

Continue

If you have questions, concerns, or need additional information, please call **1-888-427-5662**



Back

Continue

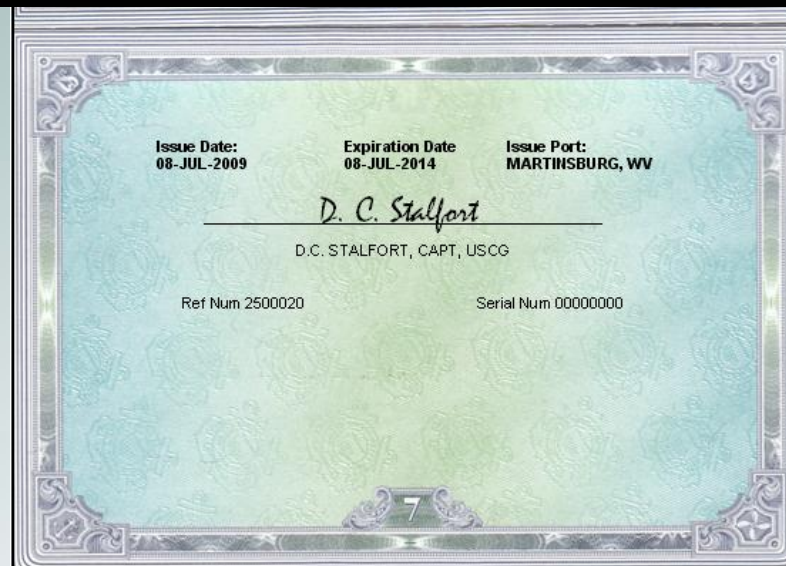
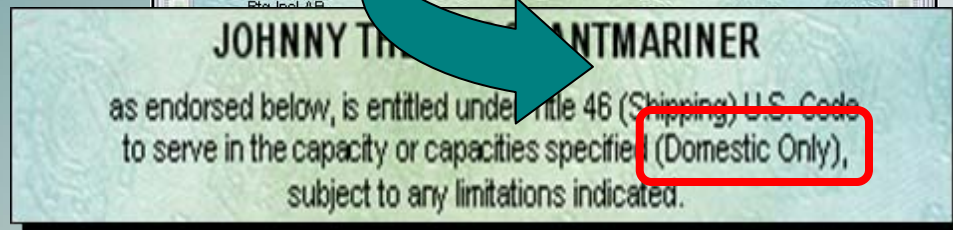
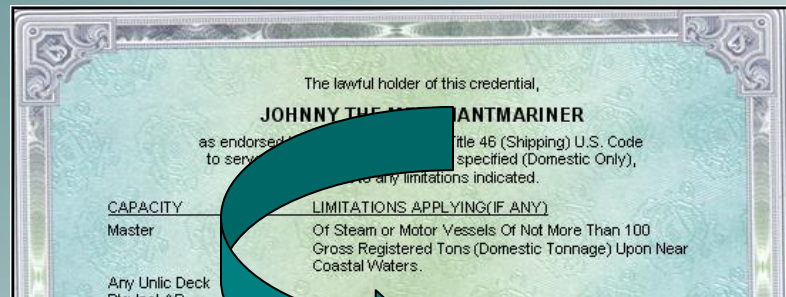
Finally,
PROTECT
your credential.
It cannot be used
as a passport,
but it should be
protected as you
would a passport.



Back

Continue

Your new credential also contains Domestic endorsements.



Back

Continue

CAPACITY		LIMITATIONS APPLYING (IF ANY)
Tankerman - PIC		Valid for service on Tankships carrying dangerous liquid oil or chemical cargoes.
Issue Date: 08-JUL-2009	Expiration Date: 08-JUL-2014	Issue Port: MARTINSBURG, WV
<i>D. C. Stalfort</i>		
D.C. STALFORD, CAPT, USCG		
Ref Num 2500020	Serial Num USA000000832	000301


Each additional endorsement will have preprinted instructions.




Merchant Mariner Credential (MMC) Endorsement
Read all of the information below before inserting label(s) in your MMC

- This label is the endorsement to your MMC, however, it is not valid unless properly placed within your MMC.
- Please review the information contained on the endorsement label for accuracy, before placing in credential booklet. If, after reviewing the label, you have questions, concerns or need additional information, DO NOT insert in booklet. Instead, please call: (888)427-5662 or send an e-mail to: iasknmc@uscg.mil
- The instructions below must be followed carefully to ensure that this label becomes a permanent part of your MMC. Labels cannot be repositioned and you should not make any attempt to remove it once it is affixed to your MMC.
- If more than one label has been enclosed you must place them in the order indicated by the sequence number next to label beginning with 1.


Step 1: Open the MMC booklet to the first blank page. It may be the front or back of a page.




Step 3: Carefully remove label from the carrier sheet.




Step 2: Place the opened credential on a hard surface with the page numbers at the bottom (toward you).



Step 4: Center the label within the page border, with the label inventory number at the lower right corner. Do not obstruct the page number.



Step 5: Press firmly onto the credential page.



• If you make a mistake while inserting this endorsement call (888) 427-5662 or send an e-mail to: iasknmc@uscg.mil to request further instruction.

These instructions will show you how to insert your additional endorsement into your credential booklet.


CAPACITY		LIMITATIONS APPLYING(IF ANY)
Tankerman - PIC		Valid for service on Tankships carrying dangerous liquid oil or chemical cargoes.
Issue Date: 08-JUL-2009	Expiration Date: 08-JUL-2014	Issue Port: MARTINSBURG, WV
<u>D. C. Stallfort</u>		
D.C. STALFORT, CAPT, USCG		
Ref Num 2500020	Serial Num USA000000832	00030




Merchant Mariner Credential (MMC) Endorsement
Read all of the information below before inserting label(s) in your MMC

- This label is the endorsement to your MMC; however, it is not valid unless properly placed within the MMC.
- Please review the information contained on the endorsement label for accuracy, before placing it in your MMC. After reviewing the label, you have questions, concerns or need additional information, DO NOT return the label to the USCG. For more information, please call: (888)427-5662 or send an e-mail to: iasknmc@uscg.mil
- The instructions below must be followed carefully to ensure that this label becomes a permanent part of your MMC. Labels cannot be repositioned and you should not make any attempt to remove it once it is inserted.
- If more than one label has been enclosed you must place them in the order indicated by the instructions, beginning with 1.


Step 1: Open the MMC booklet to the first blank page. It may be the front or back of a page.




Step 2: Place the opened credential on a hard surface with the page numbers at the bottom (toward you).




Step 3: Carefully remove the label from the envelope.



Step 4: Center the label within the page border, with the label inventory number at the lower right corner. Do not obstruct the page number.



Step 5: Press firmly onto the credential page.



• If you make a mistake while inserting this endorsement call (888) 427-5662 or send an e-mail to: iasknmc@uscg.mil to request further instruction.

For more information,
contact us at the
National Maritime Center:
Phone: **1-888-427-5662**
E-mail: **IASKNMC@uscg.mil**

End of Slides

