

**DEPARTMENTS OF THE ARMY, THE NAVY AND THE AIR FORCE, AND
THE DEFENSE LOGISTICS AGENCY**

Headquarters US Army Materiel Command
5001 Eisenhower Avenue
Alexandria VA 22333-0001

AMC-R 750-10

Office of the Chief of Naval Operations
2000 Navy Pentagon
Washington DC 20350-2000

OPNAVINST 4790.14A

Headquarters United States Air Force
1250 AF Pentagon
Washington DC 20330-1250

AFI 21-133(I)

Headquarters US Marine Corps
Washington DC 20380-0001

MCO P4790.10B

Headquarters Defense Logistics Agency
8725 John J. Kingman Road
Ft Belvoir VA 22060-6221

DLAD 4151.16

31 MARCH 1999

Logistics

JOINT DEPOT MAINTENANCE PROGRAM

PURPOSE: This publication establishes policy and provides procedures for implementing the Joint Depot Maintenance (JDM) Program and Depot Maintenance Interservicing (DMI) uniformly in the Department of Defense (DoD). While government agencies outside the DoD, such as the Federal Aviation Administration and the United States Coast Guard are not bound by this regulation, they are encouraged to participate in the program to obtain depot maintenance support and services.

=====

Supplements to this publication are prohibited. Send suggestions for changes to this publication or associated JLC forms to the Military Service or the Defense Logistics Agency (DLA) office of primary responsibility (OPR).

=====

Supersedes OPNAVINST 4790.14, AMC-R 750-10, AFMCR 800-30, MCO P4790.10A Logistics Depot Maintenance Interservice, 1 June 1988

No. of Printed Pages: 240

OPR: AMC/AMCLG-LM

NAVAIR/AIR-6.1.3.3 - Lead Command

AFMC/LGP

MARCORLOGBASES/Code G320

DLSC-LDD

DISTRIBUTION: See Page 50

TABLE OF CONTENTS

	Paragraph	Page
Chapter 1- General		
Regulation Scope	1-1	6
Regulation Responsibility	1-2	6
Joint Depot Maintenance (JDM) Background	1-3	6
Chapter 2- Joint Depot Maintenance (JDM) Program		
Scope	2-1	9
Objectives	2-2	9
Policies	2-3	9
Execution	2-4	10
Chapter 3- Joint Depot Maintenance (JDM) Program Organization		
Overview	3-1	11
Joint Group on Depot Maintenance (JG-DM)	3-2	12
Maintenance Interservice Support Management Office (MISMO)	3-3	13
Joint Advisory Board (JAB)	3-4	14
Joint Depot Maintenance Activities Group (JDMAG)	3-5	15
Maintenance Interservice Support Office (MISO)	3-6	17
Chapter 4- Depot Source of Repair (DSOR) Decision Process and Procedures		
Overview	4-1	24
Items Requiring Depot Maintenance Interservice (DMI) Review	4-2	24
Service Assignment or Retention of Workload	4-3	26
Limitation on Depot Support Investments	4-4	26
Decision Tree Analysis (DTA)	4-5	26
Submission of Items for Depot Maintenance Interservice (DMI) Review	4-6	26
Time Frame for Introduction	4-6a	26
Level of Identification	4-6b	26
Communications Security Materiel (Federal Stock Class (FSC) 5810 and FSC 5811)	4-6c	27
Industrial Plant Equipment (IPE) (Federal Stock Group (FSG) 34)	4-6d	27
Depot Maintenance Interservice (DMI) Review Alternatives	4-7	29
Directed DSOR	4-7a	29
Service Workload Competition	4-7b	29
Maintenance Interservice Support Management Office (MISMO) Review	4-7c	29
Joint Depot Maintenance Activities Group (JDMAG) Depot Maintenance Interservice (DMI) Study	4-7d	29
Processing of Depot Maintenance Interservice (DMI) Review Submissions	4-8	30
Depot Maintenance Interservice (DMI) Study Process	4-9	30
Candidate Depot Participation	4-10	31
Data Requirements	4-11	31

	Paragraph	Page
Directed DSOR	4-11a	33
Service Workload Competition	4-11b	33
Maintenance Interservice Support Management Office (MISMO) Review	4-11c	33
Joint Depot Maintenance Activities Group (JDMAG) Depot Maintenance Interservice (DMI) Study	4-11d	33
Data Sources	4-12	33
Standard Data Submission Forms	4-13	34
Depot Source of Repair (DSOR) Evaluation Determinants	4-14	34
Unit Repair Cost Calculation	4-15	35
Cost Avoidance Calculation	4-16	35
Service Review of Depot Source of Repair (DSOR) Recommendations	4-17	35
Issuance of Depot Source of Repair (DSOR) Decisions	4-18	35
 Chapter 5- Implementation of Depot Source of Repair (DSOR) Decisions		
General	5-1	36
Implementing Procedures for Directed DSOR, Maintenance Interservice Support Management Office (MISMO) Review, or Joint Depot Maintenance Activities Group (JDMAG) Depot Maintenance Interservice (DMI) Study	5-2	36
Decision Notification	5-2a	36
Methods of Interservice Implementation	5-2b	37
Implementation Plan	5-2c	37
Implementation Plan Requirements	5-2d	37
Funding	5-2e	37
Implementing Procedures for Service Workload Competition	5-3	37
Decision Notification	5-3a	37
Implementation Responsibility	5-3b	40
Method of Implementation	5-3c	40
Funding	5-3d	40
Depot Maintenance Interservice Support Agreement (DMISA) Policy	5-4	40
Follow-On Implementation Actions	5-5	41
Depot Source of Repair (DSOR) Code Recording in the Federal Logistics Information System (FLIS) Total Item Record (TIR)	5-6	41
 Chapter 6- Depot Maintenance Initiatives		
Overview	6-1	43
Technology Information Exchange	6-2	43
Military Construction (MILCON) Review	6-3	43
Depot Maintenance Operations Indicators	6-4	44
Cost Comparability	6-5	45
Interservice Material Accounting and Control System (IMACS)	6-6	45
 Chapter 7- Depot Maintenance Business Planning		
Defense Depot Maintenance Council (DDMC)	7-1	47
Defense Depot Maintenance Council (DDMC) Business Plan (DBP)	7-2	47

	Paragraph	Page
Appendixes		
A - Army Implementing Instructions		52
B - Navy Implementing Instructions		59
C - Air Force Implementing Instructions		69
D - Marine Corps Implementing Instructions		85
E - Defense Logistics Agency Implementing Instructions		91
F - Depot Maintenance Interservice Support Agreement (DMISA)		95
G - Depot Maintenance Competition		167
H - Joint Logistics Commanders (JLC) Forms		179
I - Explanation of Terms		223
J - Acronyms and Abbreviations		237
K - References		240

Figures

3-1	Joint Depot Maintenance Program Management Structure	19
3-2	Joint Depot Maintenance Program Support Structure (4 Sheets)	20
4-1	Depot Source of Repair Decision Process	25
4-2	Decision Tree Analysis (Generic)	28
4-3	Depot Maintenance Interservice Study Logic Diagram	32
5-1	Depot Maintenance Interservice Assignment Implementation Plan (Example) (2 Sheets)	38

Forms Prescribed

JLC Form 4, MILCON Review Project Data Sheet	181
JLC Form 27, DMI Candidate Information	183
JLC Form 28, Depot Repairable Item List	185
JLC Form 29, Depot Technical Data Requirements	187
JLC Form 30, Depot Support Equipment Requirements	189
JLC Form 31, Projected Depot Workload (Peacetime)	191
JLC Form 32, Projected Depot Workload (Mobilization)	193
JLC Form 33, Depot Support Proposal (Cover Sheet)	195
JLC Form 34, Depot Support Proposal Cost Summary	197
JLC Form 35, Common Support Equipment Requirements	199
JLC Form 36, Peculiar Support Equipment Requirements	201
JLC Form 37, Industrial and Plant Equipment Requirements	203
JLC Form 38, Facility Requirements	205
JLC Form 39, Existing Repair Capability	207
JLC Form 40, Man-hour Requirements/Workload Projection (Peacetime)	209
JLC Form 41, Man-hour Requirements/Workload Projection Summary (Peacetime)	211
JLC Form 44, Depot Maintenance Planning Information	213

	Paragraph	Page
JLC Form 48, Repair Cost Projection		215
JLC Form 49, Repair Cost Projection Summary		217
JLC Form 50, Unit Repair Cost Comparability Worksheet		219
JLC Form 51, Training Costs		221

CHAPTER 1 GENERAL

1-1. Regulation Scope. This regulation applies to the depot maintenance support of all weapons systems, end items, and their components by and for the Department of Defense (DoD). It provides the methods and processes to be utilized to assign or reassign the depot source of repair (DSOR). It describes joint programs and initiatives that have objectives of increasing interservice cooperation in a broad range of depot maintenance activities with common concerns such as technology issues, review of military construction (MILCON) requests for depot maintenance facilities, and joint business planning for depot maintenance.

1-2. Regulation Responsibility. The Maintenance Interservice Support Management Office (MISMO) within each Military Service and the appropriate office within the Defense Logistics Agency (DLA) is responsible for the maintenance of this regulation within their respective Service/Agency. The Army MISMO is located at the Headquarters U.S. Army Materiel Command (USAMC/AMCLG-LM), the Navy MISMO is located at the Headquarters Naval Air Systems Command (COMNAVAIRSYSCOM/AIR-6.1.3.3), the Air Force MISMO is located at the Headquarters Air Force Materiel Command (HQ AFMC/LGP), and the Marine Corps MISMO is located at the Marine Corps Logistics Bases (MARCORLOGBASES/Code G320). The responsible DLA office is located at the Headquarters DLA (DLSC/LDD).

1-3. Joint Depot Maintenance (JDM) Background.

a. In 1974, the Joint Logistics Commanders (JLC) established the Joint Technical Coordinating Group for Depot Maintenance Interservicing (JTCG-DMI) to develop specific interservice policy and a continuing definitive action program to implement this policy. The JTCG-DMI was later renamed the Joint Policy Coordinating Group on Depot Maintenance Interservicing (JPCG-DMI). In that same year, the MISMOs were established to execute the DMI Program. During the period 1974-77, the DMI Program focused on consolidating commonly used systems and equipment to eliminate unnecessary duplication.

b. In 1976, the JLC directed a refocus of effort in the DMI Program, shifting from review of postured workloads to review of new acquisitions to achieve efficient and effective organic depot utilization. In 1977, the Maintenance Interservice Support Group - Central (MISG-C) was activated for this purpose. The MISG-C, staffed by the four Services and functioning under the JPCG-DMI, conducted DMI studies to identify workloads with interservice assignment potential.

c. In 1980, the JLC established the Joint Aeronautical Depot Maintenance Action Group (JADMAG) under the JPCG-DMI, to develop a master plan with which to size the Services' aeronautical depots and for eventual use in assigning depot workloads. In 1981, the JPCG-DMI formed the Joint Military Construction Review Panel (JMRP) to ensure full consideration of interservicing alternatives to proposed depot maintenance MILCON projects.

d. In 1982, recognizing the converging nature of the MISG-C and JADMAG activities, the JLC merged the organizations under the JPCG-DMI to form the Joint Depot Maintenance Analysis Group (JDMAG). The separate and distinct functions of DMI studies and depot main-

31 MARCH 1999

tenance master plan development were retained but closer coordination was realized. The master plan development effort was also expanded to include all commodities and depots.

e. In 1983, the JLC directed realignment of the DMI Program, shifting the emphasis from master plan development, which looked to the past, to the development of a forward looking planning vehicle, termed the Program Objectives Summary (POS), based on each Service's Program Objective Memoranda (POM). The JDMAG mission under the realignment was to provide technical support to the JPCG-DMI in the areas of joint depot maintenance planning, initiatives development, policy assessment, source of repair assignment studies, and interservice implementation tracking. Additionally, the Joint Advisory Board (JAB) was established to provide guidance to the JDMAG, assist in the resolution of problems, and coordinate between the JDMAG and Service planning functions.

f. In 1984, the Joint Technology Exchange Group (JTEG) was established to improve communications between the Services and to coordinate and facilitate information exchange on new technology, processes, and equipment in the depot maintenance community. In 1988, the Joint Depot Environmental Panel (JDEP) was formed to deal with the increasingly important environmental issues facing the Services' depots. The JDEP focuses on identifying techniques and processes, and facilitating cooperation and coordination in the development and implementation of environmental projects with application to depot maintenance.

g. In 1988, recognizing the need for the Services to work even closer together on depot maintenance issues, the JLC revised the JPCG-DMI's charter and amended its title to the Joint Policy Coordinating Group on Depot Maintenance (JPCG-DM), thus expanding its role beyond interservice issues. Also in 1988, the JPCG-DM approved the development of the Interservice Material Accounting and Control System (IMACS) to rectify impediments and enhance depot maintenance interservicing. In 1994, as a result of the IMACS being selected as one of the modules of the DoD Depot Maintenance Standard System (DMSS), program management of IMACS was transferred to the Joint Logistics Systems Center (JLSC).

h. In 1991, the JPCG-DM established the Joint Performance Measurement Group (JPMG) to develop and implement a performance measurement system for the Services' depots. That system has evolved into the Depot Maintenance Operations Indicators (DMOI).

i. In 1992, the Depot Maintenance Cost Comparability Committee was chartered by the JPCG-DM to provide guidance, training and expert consultation in the use and application of the Defense Depot Maintenance Council (DDMC) Cost Comparability Handbook (CCHB). The DDMC CCHB enabled comparison of depot maintenance costs between public activities and between public activities and private entities.

j. In 1992, recurring repair costs were added to DMI studies as a DSOR evaluation determinant.

k. In 1994, the DLA became a participant in the JDM Program at the staff level, in recognition of its significant role in supporting the Military Services' depot maintenance function and its responsibilities in managing and supporting industrial plant equipment as the DoD single manager.

31 MARCH 1999

1. In 1998, the JLC reviewed the mission of JPCG-DM and as a result, revised its charter and renamed it the Joint Group on Depot Maintenance (JG-DM) to reflect a shift in focus to problem resolution and execution of a strategic redirection in interservice depot maintenance. Concurrently, the JG-DM reorganized the JDM structure to eliminate all its subgroups except the JDMAG, and it renamed the Joint Depot Maintenance Activities Group. The missions and functions of all the former subgroups except the JDEP were reassigned to the JDMAG. The JDEP functions were reassigned to a new JLC group, the Joint Group on Pollution Prevention (JG-PP).

CHAPTER 2
JOINT DEPOT MAINTENANCE (JDM) PROGRAM

2-1. Scope. The JDM Program addresses the full range of support elements, including hardware, software and facilities, which may be applied in providing depot maintenance support for weapons systems, end items, and their components.

2-2. Objectives. The primary objectives of the JDM Program are to:

a. Implement DoDD 4151.18, Maintenance of Military Materiel, and DoD 5000.2-R, Mandatory Procedures for Major Defense Acquisition Programs (MDAPs) and Major Automated Information System (MAIS) Acquisition Programs, as they apply to depot maintenance.

b. Provide the process and procedure for assigning depot sources of repair (DSOR).

c. Provide the process and procedure for reviewing depot maintenance military construction (MILCON) proposals to consider interservice alternatives.

d. Provide guidance for conducting competitions between public depot maintenance activities, and guidance for public depot maintenance activities involved in competition between public activities and private entities.

e. Facilitate interservice organic and joint contract depot maintenance support to achieve the most cost effective support possible, consistent with the readiness requirements of the Services.

f. Facilitate the exchange of technology information as a means to improve productivity and achieve more cost effective operations in the Services' depot maintenance activities.

g. Facilitate joint Service business planning for depot maintenance support and management.

2-3. Policies. JDM policies regarding joint and interservice support are:

a. Depot maintenance interservice (DMI) support shall be utilized and provided to the maximum extent possible commensurate with effective support to operational forces and efficient utilization of the Services' depot maintenance resources.

b. All weapon systems, end items, and their components which require depot level maintenance or are planned for assignment to a depot maintenance activity, whether government-owned or in the private sector, shall be reviewed in accordance with this regulation.

c. Funds shall not be committed to facilitate a specific site for depot maintenance prior to the joint Service DSOR decision, except as provided in this regulation.

d. A Service proposal to assign or retain a specific workload within its own depot maintenance infrastructure shall be presented to the JG-DM, as provided in this regulation.

31 MARCH 1999

e. Submission for DMI review shall be made at the same level as the acquisition or modification program (e.g., F-22A Aircraft, M1A2 Tank Block Improvement (modification), AN/URC-131 Radio Set).

f. The Depot Maintenance Interservice Support Agreement (DMISA) shall be used for all multi-year interserviced depot maintenance work unless the credit exchange method of support is selected. The DMISA shall only be used for depot maintenance workload.

g. Service Workload Competition awards to interservice organic (public) activities shall be implemented by DMISA.

h. Each Service is responsible for programming, budgeting, and funding to fully support the DMISAs to which it is a party.

i. Responsibility for funding the establishment of a depot maintenance capability and capacity is generally the responsibility of the managing program.

j. Except as provided for under Service Workload Competition award, DMISAs shall only be terminated for cause. (Reference paragraph 5-4b(3))

k. Reassignment of workload from terminated DMISAs shall be accomplished through the procedures contained in this regulation.

l. Communications Security (COMSEC) materiel Cryptologic – Federal Stock Class (FSC) 5810) and Signals Intelligence (SIGINT) – (FSC 5811) shall be subjected to a DMI review by the appropriate Depot Maintenance Interservice Working Group (DMIWG), as provided in this regulation.

m. Depot level support for Industrial Plant Equipment (IPE) (Federal Stock Group (FSC) 34) will be provided by the Defense Logistics Agency (DLA), the Consolidated Materiel Manager (CMM). IPE shall be subjected to a DMI review, as provided in this regulation.

n. All depot maintenance MILCON projects shall be subjected to a critical joint Service review, in accordance with DoD 7000.14-R, Financial Management Regulation, Volume 2B, Budget Presentation and Formulation, Chapter 6, and as provided in this regulation.

2-4. Execution. The execution of the JDM program encompasses accomplishment of DMI studies, pursuit of depot maintenance technology and environmental initiatives, accomplishment of joint depot maintenance MILCON project reviews, and accomplishment of joint depot maintenance business planning.

CHAPTER 3
JOINT DEPOT MAINTENANCE (JDM) PROGRAM ORGANIZATION

3-1. Overview.

a. The Joint Logistics Commanders, composed of the Commanding General, US Army Materiel Command; the Deputy Chief of Naval Operations (Logistics); the Commander, Air Force Materiel Command; the Commander, Marine Corps Materiel Command; and the Director, Defense Logistics Agency, have chartered the Joint Group on Depot Maintenance (JG-DM) to direct and control the activities of the JDM Program.

b. The JG-DM primary Service members are: the Deputy Chief of Staff for Logistics and Operations, US Army Materiel Command (USAMC/AMCLG); the Director, Industrial Capabilities, Maintenance Policy, and Acquisition Logistics, Office of the Chief of Naval Operations (Logistics/N43); the Director of Logistics, Headquarters Air Force Materiel Command (HQ AFMC/LG); and the Commander, Marine Corps Logistics Bases (COMMARCORLOG-BASES/Code 1). Within the Navy, the Deputy Commander for Logistics, Maintenance and Industrial Operations, Naval Sea Systems Command (COMNAVSEASYSYSCOM/SEA-04) and the Assistant Commander for Aviation Depots, Naval Air Systems Command (COMNAVAIR-SYSYSCOM/AIR-6.0) are also represented on the JG-DM. The Defense Logistics Agency (DLA) will be invited to participate, as required.

c. A Maintenance Interservice Support Management Office (MISMO), responsible for implementing and managing the JDM Program, is maintained within each Military Service. The DLA also maintains a cognizant office for the JDM Program. The Army MISMO is located at the Headquarters US Army Materiel Command (USAMC/AMCLG-LM); the Navy MISMO is located at the Headquarters Naval Air Systems Command (COMNAVAIRSYSYSCOM/AIR-6.1.3.3); the Air Force MISMO is located at the Headquarters Air Force Materiel Command (HQ AFMC/LGP); and the Marine Corps MISMO is located at the Marine Corps Logistics Bases (MARCORLOGBASES/Code G320). The DLA cognizant office is located at the Defense Logistics Support Command (DLSC/LDD).

d. A Maintenance Interservice Support Office (MISO), responsible for coordinating all activities under the purview of the JDM Program, is maintained at each command, separate reporting activity, and center with depot reparable asset management functions within the Military Services and the DLA.

e. The Joint Depot Maintenance Activities Group (JDMAG) was chartered by the JG-DM to provide technical support to the JDM Program in functional areas including joint business planning, policy assessment, technology information exchange, depot source of repair (DSOR) assignment studies, DSOR implementation tracking, and other depot maintenance related initiatives.

f. The Joint Advisory Board (JAB) was established by the JG-DM as its secretariat to provide advice and assistance to JG-DM activities. JAB members are drawn from each Service's MISMO.

g. The JG-DM provides direction to the JDMAG, the JAB, and its other established groups to ensure consistent emphasis and interpretation of joint and interservice depot maintenance policy.

h. The Service MISMOs and the cognizant DLA office maintain a line of communications for technical and management information exchange and provide joint and interservice depot maintenance policy guidance to implementing commands and centers via the appropriate MISOs.

i. Figure 3-1 illustrates the JDM Program management structure. Figure 3-2 illustrates the JDM Program support structure.

3-2. Joint Group on Depot Maintenance (JG-DM).

a. Charter. The JLC charter provides the JG-DM authority to establish, direct and control the JDM Program and DMI activities. The JG-DM charter has precedence over this publication in all matters regarding joint and interservice policy and procedures.

b. Members and Chairmanship. The JG-DM is comprised of general/flag-level officer representatives from each Military Service who are responsible for the depot maintenance function, including the Marine Corps. Membership is detailed in paragraph 3-1b. The chairmanship rotates as determined by the members. Traditionally, the chairmanship has rotated annually in the following order: Army, Air Force, Navy.

c. Responsibilities.

(1) Direct the JDM Program and ensure that actions taken are in consonance with DoD and Service policy and regulations, and statutory requirements.

(2) Ensure consistent application of joint and interservice depot maintenance policies.

(3) Ensure timely review of program progress and problem areas.

(4) Provide a focal point for joint response to inquiries concerning joint and interservice depot maintenance issues.

(5) Ensure availability of accurate and complete depot planning data necessary to support joint business plan development.

(6) Direct and guide development and maintenance of the Defense Depot Maintenance Council (DDMC) Business Plan (DBP).

(7) Ensure that items are considered for interservicing prior to depot maintenance investment commitments.

(8) Ensure that acquisition programs provide the technical data necessary to support interservicing studies.

(9) Review and approve studies, projects, and recommendations developed under the auspices of the JDM Program.

(10) Issue decisions to assign depot sources of repair or to realign depot workloads and ensure their implementation.

(11) Assure review of acquisitions of new and emerging technologies, equipment, or processes that will impact depot maintenance capabilities, and foster exchange of technology information within the depot maintenance community.

(12) Ensure periodic review of depot maintenance MILCON projects to preclude unwarranted duplication of depot maintenance facilities.

d. Requirements.

(1) Meeting frequency will be as agreed by the members to ensure overall progress consistent with objectives and commitments.

(2) Provide periodic briefings on overall JDM progress and elevate unresolved issues to the JLC.

(3) Provide required progress reports to the JLC.

(4) Provide necessary staffing, administration, and budgetary support for the JDMAG.

3-3. Maintenance Interservice Support Management Office (MISMO).

a. Relationships.

(1) The MISMO is the focal point for implementing joint and interservice depot maintenance policies within its Service. The MISMOs have collective responsibility to manage the JDM Program, implement joint policy, achieve joint objectives, and resolve program problems. The appropriate DLA office representative also participates with the MISMOs in resolving matters of mutual interest.

(2) Lead Service responsibilities for joint or collective MISMO actions will be consistent with the JG-DM chairmanship.

(3) The MISMO/DLA representative is the Service/Agency focal point for advice, assistance, and arbitration in resolving conflicts and disputes between Services or between a Service and DLA involving depot maintenance issues. The MISMOs will, if necessary, elevate conflicts and disputes to the JG-DM for resolution.

b. Responsibilities.

- (1) Implement joint and interservice depot maintenance policy and procedures within own Service and DLA.
- (2) Serve as Service and DLA coordinator for interservice/interagency actions.
- (3) Ensure timely introduction of acquisition and depot maintenance programs for joint review.
- (4) Jointly task and provide guidance to the established Depot Maintenance Interservice Working Groups (DMIWG).
- (5) Review DSOR assignment recommendations and provide Service position. The DLA will participate in DSOR assignment selections only for the items it manages.
- (6) Announce DSOR decisions to involved commands and centers, assure implementation of decisions, and ensure implementing commands and centers report progress for interservice implementation tracking.
- (7) Provide a JAB member.
- (8) Provide joint and interservice policy and program guidance to their JAB member and MISOs.

3-4. Joint Advisory Board (JAB).

a. Members and Chairmanship. Members are provided from each Military Service MISMO. The DLA is an invited participant on the JAB. Chairmanship will be consistent with the JG-DM chairmanship.

b. Responsibilities.

- (1) Provide recommendations to the Director JDMAG on the conduct of current missions and taskings.
- (2) Ensure open communications between the JDMAG and the Service JG-DM member.
- (3) Assist JDMAG in scheduling JG-DM meetings, developing agenda topics and in coordinating pre- and post-meeting documentation.
- (4) Assist JDMAG in identifying and coordinating/communicating with appropriate Service/agency staff organizations, as required, to accomplish its mission.

31 MARCH 1999

(5) Elevate joint and interservice depot maintenance issues and problems requiring higher level resolution through the MISMOs and DLA representative, if appropriate, to the JG-DM.

c. Requirements.

(1) Meet as required to ensure progress consistent with JG-DM objectives and commitments.

(2) Present status and issue briefings at JG-DM meetings.

(3) Invite the JDMAG Director/Deputy Director/staff to participate at meetings of the JAB.

(4) Coordinate the provision of support by the Services to the JDMAG, including personnel and budgetary resources.

3-5. Joint Depot Maintenance Activities Group (JDMAG).

a. Staffing and Service Relationships.

(1) The JDMAG is a joint Service organization with a collective responsibility to each and all of the Military Services. It is composed of full-time, collocated personnel from each Military Service, with ad hoc resources from each Service and DLA, as required, for specialized support.

(2) Each Service provides personnel resources for accomplishment of the assigned missions.

(3) Members of JDMAG, while having a collective, functional responsibility to all the Services, report to and receive specific direction and performance appraisals from the JDMAG Director. The JDMAG Director reports to the JG-DM Chairman and receives direction from the JG-DM.

b. Location, Funding, and Administrative Support.

(1) The JDMAG is a tenant organization at the Wright-Patterson Air Force Base, Ohio. Office space, supplies, telephones, and other necessary administrative support services will be supplied by the host installation on a reimbursable basis through a host-tenant agreement.

(2) The JDMAG Director will develop an organizational budget, including travel and operational funding requirements for support of the JDMAG. After approval by the JG-DM, these requirements will be budgeted for by the Services on a pro rata basis as determined by the JG-DM.

(3) JDMAG personnel costs are borne by each member's parent Service.

c. Responsibilities. Under the direction of the JG-DM, and the guidance of the JAB, the JDMAG will provide technical support in depot maintenance business planning, technology information exchange, depot MILCON review, depot performance measurement, depot cost comparability and depot source of repair analysis to achieve the objectives of the JDM Program. Specifically, the JDMAG shall:

(1) Support the Service business planners in developing an annual DBP, which specifies the joint strategy for management of the organic depot maintenance industrial base. Design, establish, and maintain data bases necessary to support development of the DBP, as well as data bases necessary for tracking implementation of specific aspects of the DBP.

(2) Solicit and disseminate information on new and emerging technology developments, repair techniques, and procedures with potential depot maintenance applications. Enhance technology information exchange within the depot maintenance community. JDMAG will be assisted by designated representatives of USAMC, NAVAIR, NAVSEA, AFMC, USMC, and DLA.

(3) Ensure joint review of depot maintenance MILCON projects which have been proposed by the Services in order to fully consider interservicing alternatives, as specified in DoD 7000.14-R. JDMAG will be assisted by designated representatives of USAMC, NAVAIR, NAVSEA, AFMC, and USMC.

(4) Develop and maintain the Depot Maintenance Operations Indicators (DMOI). JDMAG will be assisted by designated representatives of USAMC, NAVAIR, NAVSEA, AFMC, and USMC.

(5) Develop and maintain the DDMC Depot Maintenance Cost Comparability Handbook (CCHB). Together with Service representatives, assure that cost data provided by public and/or private activities submitting proposals to perform depot maintenance workloads during competitions are analyzed in a consistent manner. JDMAG will be assisted by designated representatives of USAMC, NAVAIR, NAVSEA, AFMC, and USMC.

(6) Conduct DMI studies and recommend DSORs for new weapon systems/equipment entering the Services' inventories and, as directed, for existing systems/equipment. Design, establish, and maintain a data base to support the DMI study function and record DSOR assignments.

(7) Release joint Service decisions that assign or reassign DSORs and report potential cost avoidance for each DSOR decision.

(8) Design, establish, and maintain a data base to support implementation tracking of interservice DSOR assignments.

(9) Perform other studies and tasks related to joint and interservice depot maintenance activities and issues as assigned by the JG-DM.

(10) Schedule and plan JG-DM meetings and develop agenda for them.

(11) Prepare and assure publication of JG-DM meeting minutes; maintain other appropriate records of other JG-DM activities.

(12) Track and ensure action and coordination on all taskings resulting from meetings of the JG-DM.

(13) Develop and publish a consolidated calendar of JDM interest events.

d. Reports Required.

(1) Provide support in preparation of the Joint Logistics Commanders' Group Progress Report.

(2) Develop, maintain, and publish special stand-alone reports such as reports of efficiencies and economies, depot exchange initiatives, and others as directed by the JG-DM.

3-6. Maintenance Interservice Support Office (MISO). The MISO serves as the focal point for implementation of joint and interservice depot maintenance support requirements within its command/center (Figure 3-2).

a. Staffing. The Military Services and the DLA shall establish MISOs within their respective logistics and acquisition subordinate commands, separate reporting activities, and centers, as appropriate, to implement DMI policies and procedures.

b. Responsibilities.

(1) Assure that all items meeting any of the criteria for DMI review (paragraph 4-2) are submitted to their MISMO/DLA representative.

(2) Coordinate with acquisition/logistics elements and depot maintenance activities, as necessary, to prepare data and JLC forms to support DMI reviews.

(3) Coordinate implementation of DSOR decisions, and prepare and negotiate agreements affecting their command/separate reporting activity/center in accordance with Chapter 5 of this regulation.

(4) When the DMISA is used as the implementing agreement, the MISO shall develop, negotiate, manage, and terminate DMISAs in accordance with Appendix F of this regulation. When the DMISA is used as the implementing agreement resulting from a Service Workload Competition, the role of the MISO will be as defined in applicable competition documents and by the competition management activity in accordance with Appendix G of this regulation.

(5) Maintain liaison with their MISMO and other Service/DLA MISOs to ensure smooth and effective implementation of interservice programs.

31 MARCH 1999

(6) Monitor assigned interservice programs and resolve problems through negotiations or revision of requirements to support operating forces.

(7) Formally advise their MISMO/DLA representative of problems that cannot be resolved to the satisfaction of the interservice participants. Documentation will reflect circumstances and action taken to resolve problems, current status of the existing or planned DMI agreements, and recommendations for remedial action.

(8) Participate in interservice meetings and work/study groups as requested through appropriate chain of command.

(9) Maintain an active file for each interservice agreement affecting their command/separate reporting activity/center throughout the life of the agreement.

c. Reports Required. Reports may be required in accordance with Chapter 5 and Appendix F of this regulation.

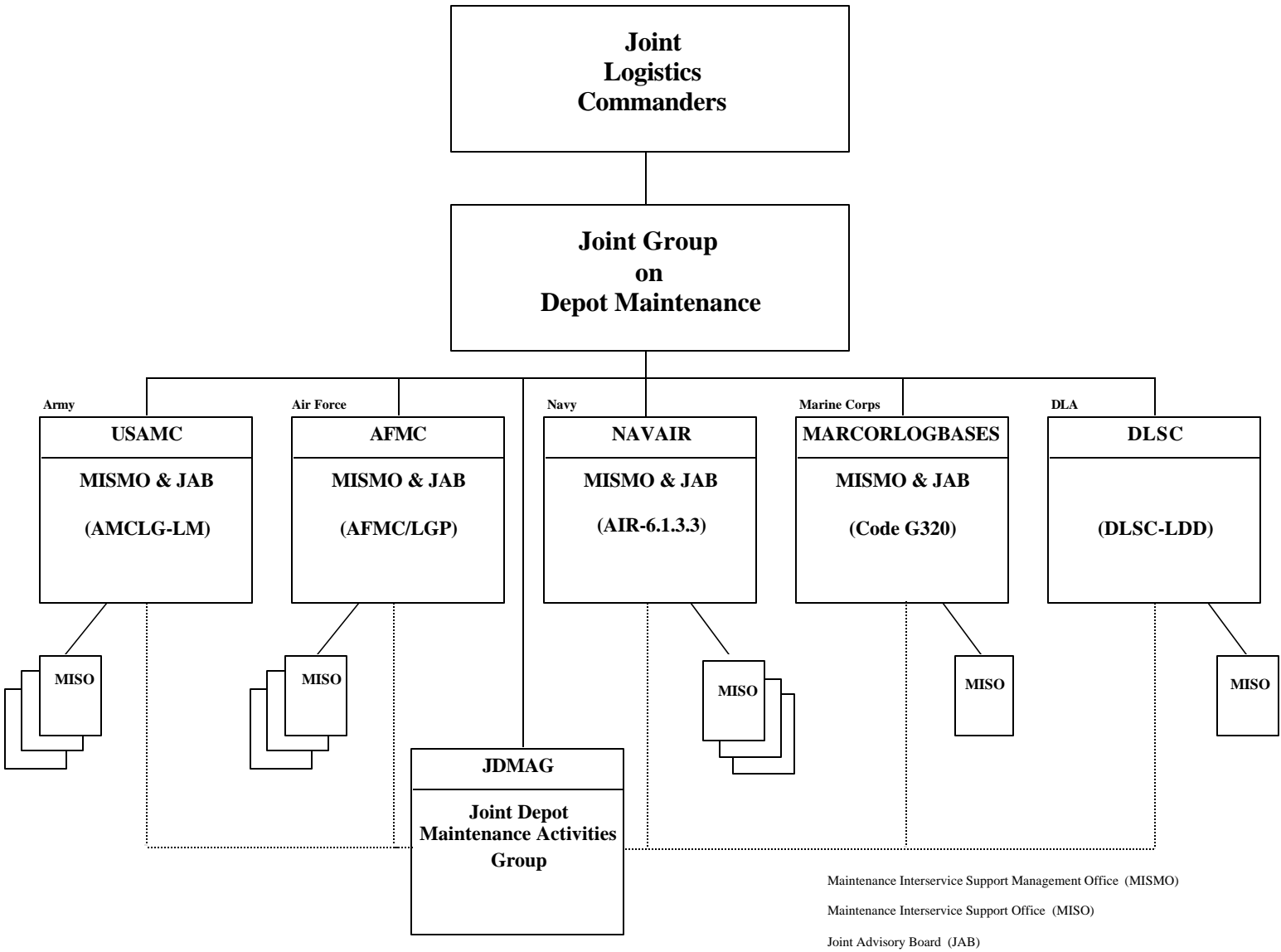


Figure 3-1. Joint Depot Maintenance Program Management Structure

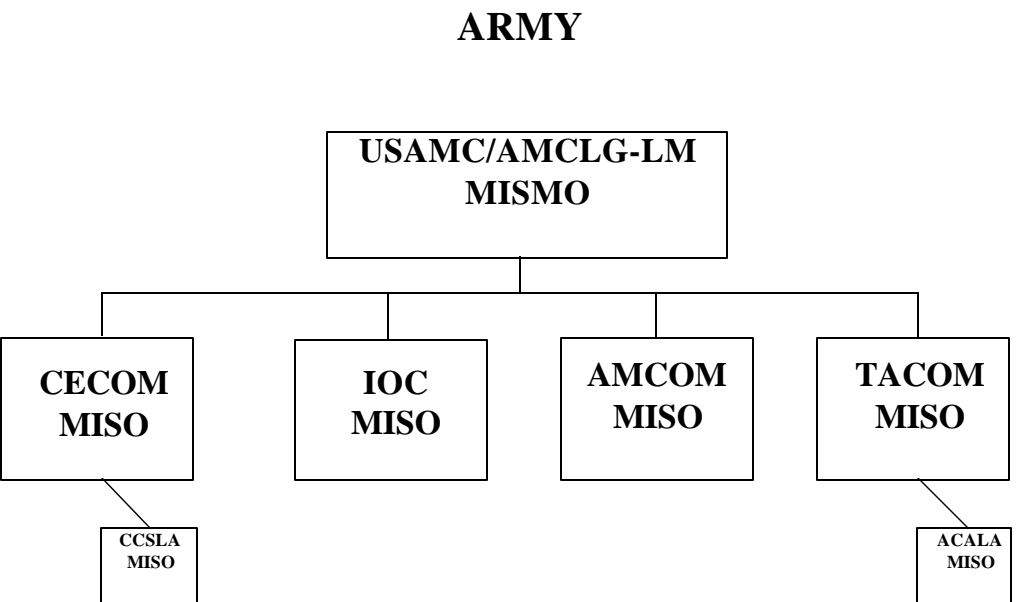


Figure 3-2. Joint Depot Maintenance Program Support Structure (Sheet 1 of 4)

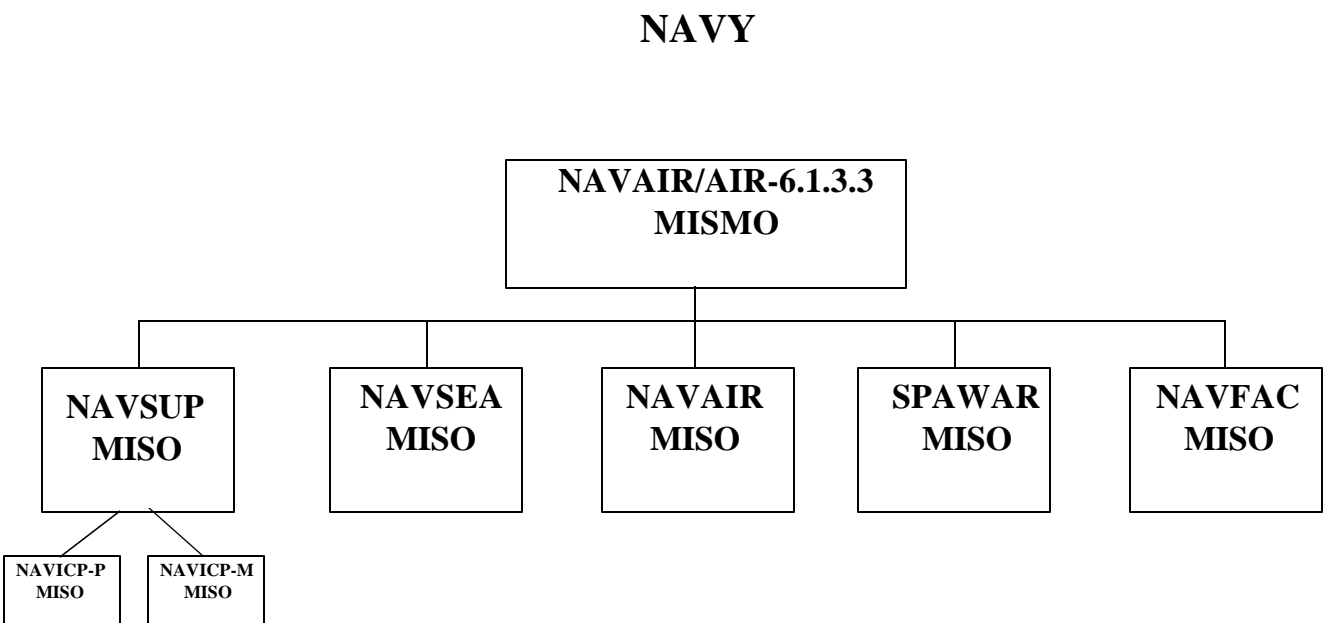


Figure 3-2. Joint Depot Maintenance Program Support Structure (Sheet 2 of 4)

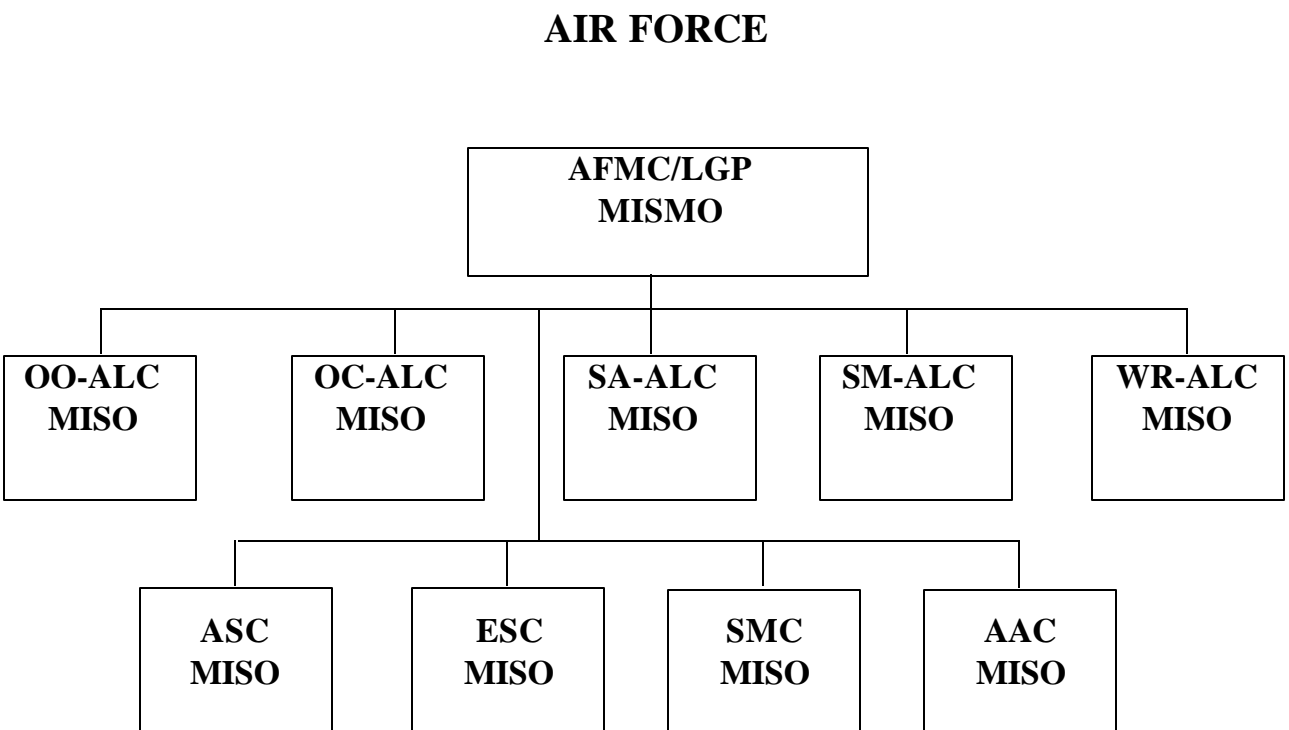


Figure 3-2. Joint Depot Maintenance Program Support Structure (Sheet 3 of 4)

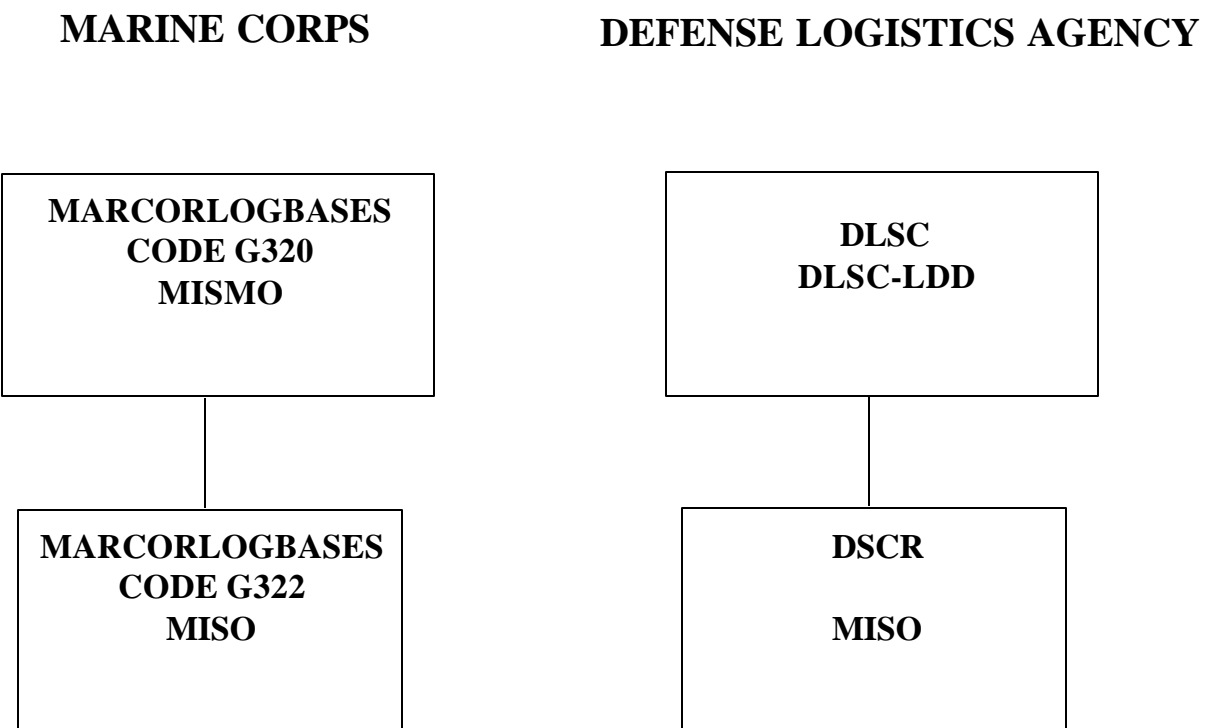


Figure 3-2. Joint Depot Maintenance Program Support Structure (Sheet 4 of 4)

CHAPTER 4

DEPOT SOURCE OF REPAIR (DSOR) DECISION PROCESS AND PROCEDURES

4-1. Overview.

a. The DSOR assignment decision is obtained by first determining if depot support should be provided by a commercial source or by an organic source. This is accomplished by completing the decision tree analysis (DTA) or other similar process, which is an acquiring Service responsibility. Second, the depot maintenance interservice (DMI) review is accomplished under the Joint Depot Maintenance (JDM) Program. Figure 4-1 illustrates the flow of activities which must be completed once a requirement for depot maintenance support has been identified. The result of this two-step process is the formal issuance of a coordinated, joint Service decision memorandum assigning the depot repair source to a specific organic depot maintenance activity or to the commercial sector. This process is intended to identify existing depot sources of repair for new acquisition programs and thereby preclude inadvertently duplicating depot maintenance workload assignments. The process will also identify opportunities for joint contracting for further cost savings and will identify alternate sources of repair for existing depot programs planned for relocation.

b. Systems and equipment that meet one of the criteria in paragraph 4-2 shall be identified early for timely completion of the DMI review. Items so identified will be subjected to varying levels of review, both in Service offices and the Joint Depot Maintenance Activities Group (JDMAG), in order to develop the DSOR assignment decision. Following the joint Service decision, the involved Service Maintenance Interservice Support Management Offices (MISMO) will notify the appropriate commands and activities within their respective Services to commence implementation of the DSOR assignment decision.

4-2. Items Requiring Depot Maintenance Interservice (DMI) Review. All weapon systems, end items, systems, subsystems, equipment, or components, whether single-Service or jointly managed (used), which require depot level maintenance and meet any of the following criteria shall be submitted for DMI review and assignment of the DSOR. Programs planned for commercial support are not excluded from this requirement.

a. New acquisitions, including modifications to existing items, regardless of the investment required.

b. Existing depot repair programs planned for transition from contract to organic support or from organic to contract support, regardless of the investment required or the value of the program.

c. Existing interservice depot repair program relationships planned for termination, regardless of reason, investment/cost required, or the value of the program.

d. Existing depot repair programs for which a planned expansion of capability requires an additional capital expenditure of \$250,000 or more.

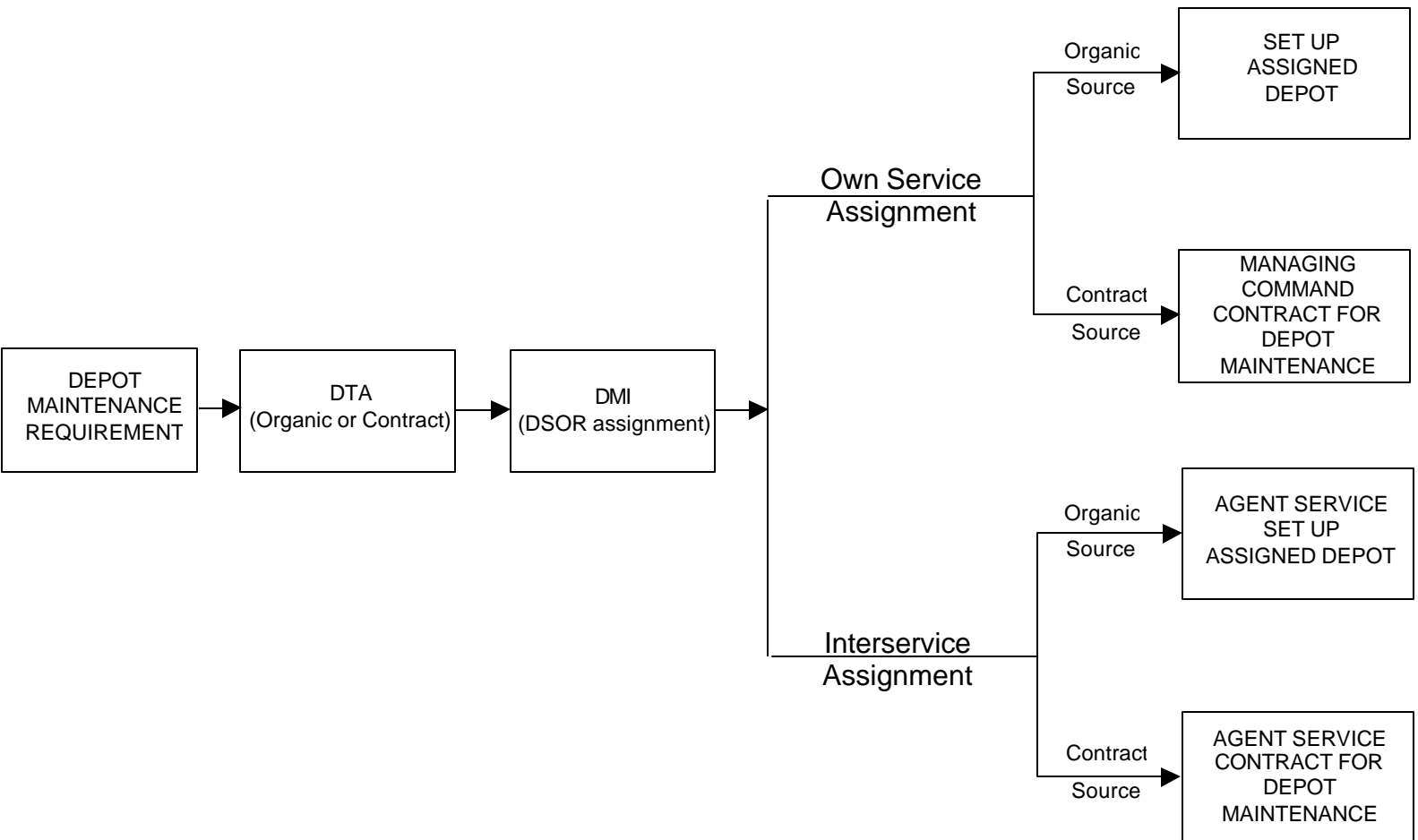


Figure 4-1. Depot Source of Repair Decision Process

e. Existing depot repair programs planned for relocation, if the associated total expenditure required is \$250,000 or more.

4-3. Service Assignment or Retention of Workload. Service proposals to assign or retain a specific workload within its own depot maintenance infrastructure without the requisite DMI review shall be presented to the Joint Group on Depot Maintenance (JG-DM) by the respective Service JG-DM member.

4-4. Limitation on Depot Support Investments. Commitment of funds leading to the establishment of a capability at a specific depot site or with specific support equipment (or other depot level support elements such as software, tooling, etc.) shall not be made prior to the joint Service DSOR assignment decision. Contractor depot level maintenance required for support of engineering development or preproduction equipment or for interim contractor support (ICS) planned for a finite period to satisfy low-rate initial production (LRIP) or initial fielding requirements prior to the need for a permanent repair capability is not considered an assignment of depot maintenance responsibility under this regulation. The existence or establishment of such an interim capability does not preclude the requirement for the DMI review under this regulation.

4-5 Decision Tree Analysis (DTA). A DTA or similar decision logic process shall be conducted for each new-design equipment during the developmental phase and during acquisition planning for nondevelopmental items (NDI) and commercial-off-the-shelf (COTS) items in accordance with DoDD 4151.18, Maintenance of Military Materiel, and any implementing Service procedures. The DTA will determine if depot level support should be provided by a commercial source or by an organic source. This process will determine the introducing (requiring) Service's candidate depot source of repair (commercial or organic) for the DMI study. A generic DTA process is illustrated in the logic diagram shown in Figure 4-2. The actual process and determinants shall be in accordance with current public law and DoD and Service policy.

4-6. Submission of Items for Depot Maintenance Interservice (DMI) Review. Items which require DMI review shall be identified and submitted by the managing Service program acquisition/logistics office in accordance with any implementing Service procedures. This action is initiated by completing and forwarding JLC Form 27, "DMI Candidate Information" (paragraph 4-11), and JLC Form 44, "Depot Maintenance Planning Information" (paragraph 4-11), to the Service MISMO.

a. **Time Frame for Introduction.** For new acquisitions, the forms shall be submitted as soon as possible, but within 90 days after award of the Engineering and Manufacturing Development (EMD) contract (or the equivalent acquisition phase for accelerated programs). For existing items, including NDI and COTS items, the forms shall be submitted when the investment requirement is identified. Systems planned for commercial support, as well as those for which depot-level support will be determined by competition, shall be introduced for DMI review in the standard time frame.

b. **Level of Identification.** Submissions (introductions) for DMI review shall be made at the same level of identification as the acquisition or modification program, for example, the F-22 Aircraft (weapon system), the AN/UPM-155 IFF Test Set (end items), the AN/AAR-51 Infrared Detecting Set (AV-8B aircraft subsystem), C-8021E/ASN Compass Control (multiple applica-

31 MARCH 1999

tion component), and AN/SLQ-32(V)5 Electronic Countermeasures Set (equipment modification program). After submission for the DMI study by the MISMO, JDMAG will break out the item, if necessary for study management purposes, and assign discrete study numbers as part of the DMI study planning activity. JDMAG will coordinate these actions with the responsible acquisition management offices.

c. Communications Security Materiel (Federal Stock Class (FSC) 5810 and FSC 5811).

(1) FSC 5810 (cryptologic) and 5811 (signals intelligence) materiel shall be subjected to a DMI review by the appropriate Depot Maintenance Interservice Working Group (DMIWG). In general, the concepts, policies and procedures specified within this regulation regarding the DSOR decision process apply to the FSC 5810 and 5811 materiel DMI review. However, the DMIWGs shall adhere to other appropriate authority policies and directives in selecting DSORs.

(2) FSC 5810 and 5811 items that meet the criteria for DMI review shall be identified and JLC Forms 27 and 44 submitted to the Service MISMO by the managing program acquisition/ logistics office. The MISMO will then submit the item to JDMAG. In the event that FSC 5810 or 5811 materiel is contained within items submitted to JDMAG for DMI review, JDMAG will refer the item to the appropriate DMIWG for DSOR recommendation. However, depending upon acquiring Service policy, embedded FSC 5810 or 5811 materiel may be studied with its higher level equipment/system. Upon receiving a DSOR recommendation from a DMIWG, JDMAG will staff the recommendation to the Services.

(3) In the event a DMIWG initiates and completes a study for depot assignment of an item for which it has cognizance, it shall submit the DSOR recommendation to the JDMAG for Service staffing and attainment of a joint Service decision.

d. Industrial Plant Equipment (IPE) (Federal Stock Group (FSG) 34).

(1) IPE shall be subjected to a DMI review for purposes of documenting and announcing the DSOR assignment decision. The Defense Logistics Agency (DLA), as the Consolidated Materiel Manager (CMM), is responsible for acquisition and logistics management of the total FSG 34 requirements for the Department of Defense (DoD). This CMM assignment includes both consumable as well as reparable item management and depot support services. The Defense Supply Center Richmond (DSCR) operates an IPE repair facility at Mechanicsburg, PA, to provide repair, rebuild, relocation services, shop layout services, condition assessment, equipment modernization, and Occupational Safety and Health Administration (OSHA) compliance services. These services can be provided at the customer's location.

(2) FSG 34 items that meet the criteria for DMI review shall be identified and JLC Forms 27 and 44 submitted to the DLA JDM Program focal point by the DLA acquisition/logistics office or if the acquisition is being made by a Service, the submission shall be made to the Service MISMO by the acquisition/logistics office. The DLA JDM Program focal point/Service MISMO will then submit the item to JDMAG. JDMAG will conduct a summary level DMI study and staff the results with the Services and DLA.

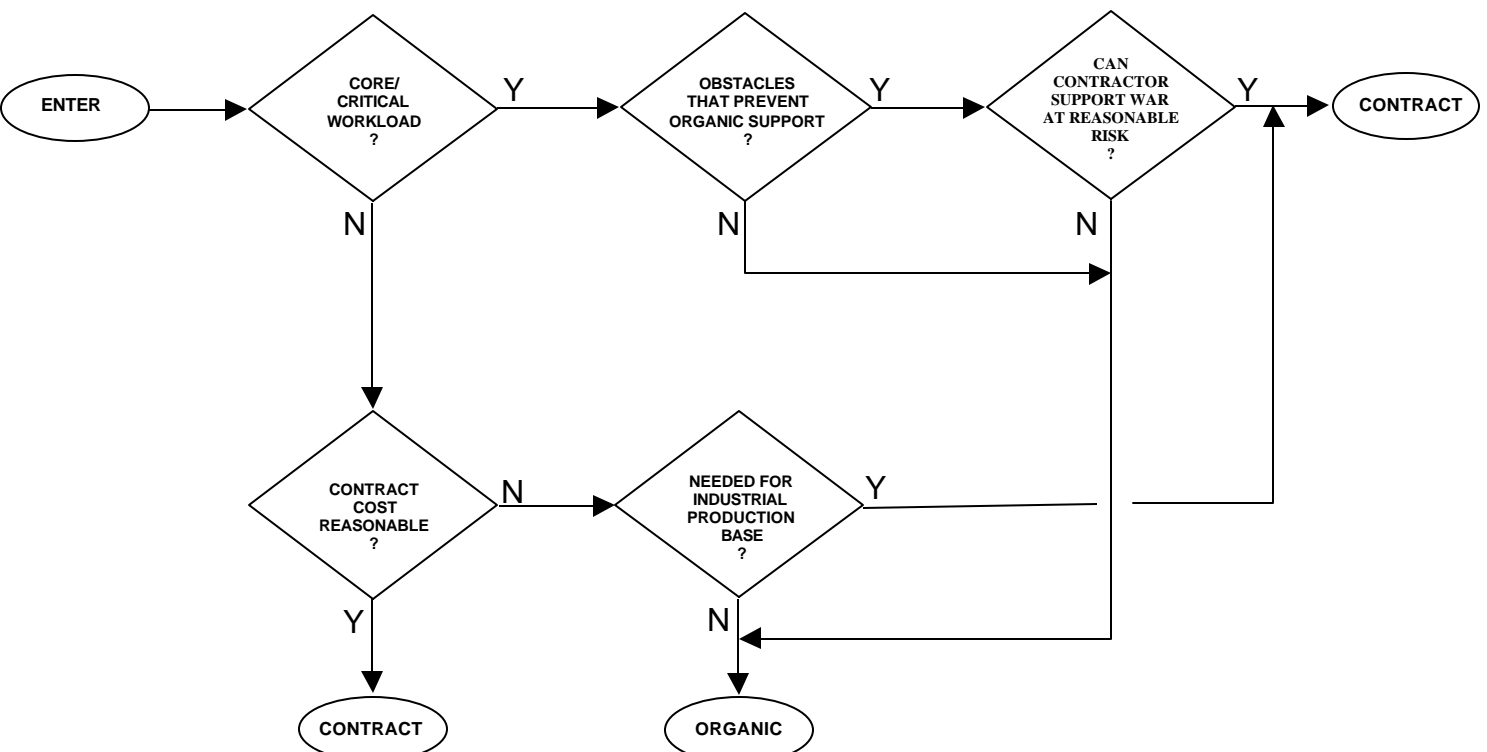


Figure 4-2. Decision Tree Analysis (Generic)

31 MARCH 1999

4-7. Depot Maintenance Interservice (DMI) Review Alternatives. The introducing Service MISMO will determine the type of DMI review that is applicable. Items may be forwarded to JDMAG at any time; however, the JDMAG will not register the item nor initiate review action until the introducing Service MISMO indicates the type of review to be conducted. The four types of review are:

a. **Directed Depot Source of Repair (DSOR).** This review accommodates DSOR assignments, to either contract or organic sources, resulting from decisions made at a level of authority higher than the introducing Service logistics commander that preclude any alternative assignment. Examples include those workloads directed in approved program management decisions, Service-level agreements, Department of Defense programs, State Department agreements, or decisions resulting from public law. Such workloads shall be identified and appropriate documentation submitted to the JDMAG for recording and announcement of the joint Service decision.

b. **Service Workload Competition.** This review accommodates DSOR assignments resulting from a competition, which is open to public activities, conducted by a requiring Service for a depot maintenance workload. Either a public-private or a public-public competition may be elected. Service depots from other than the requiring Service may not be excluded from a competition under this DMI review alternative. The results of this competition shall be submitted to the JDMAG, with appropriate documentation, for recording and announcement of the joint Service decision. Refer to Appendix G of this regulation for guidance on competition.

c. **Maintenance Interservice Support Management Office (MISMO) Review.** If the introducing (acquiring) Service determines there is no benefit to be gained by a JDMAG DMI study of the item, it may submit the results of its review and DSOR assignment recommendation to the other Services for their concurrence and to the JDMAG for tracking. The JDMAG will record and announce the joint Service decision upon receipt of the other Service concurrences.

d. **Joint Depot Maintenance Activities Group (JDMAG) Depot Maintenance Interservice (DMI) Study.** Workloads that do not qualify for Directed DSOR or are not considered for Service Workload Competition or MISMO Review shall be subjected to a JDMAG DMI Study.

(1) One of two levels of study may be conducted by the JDMAG. The summary study is used for small investment, low-volume workload items or those items where there is an obvious depot assignment based on known capabilities or other considerations. Planned depot support by commercial sources is also reviewed under the summary study process. The comparative study is used when there is significant investment, significant workload, multiple users, or multiple Service candidate depots for workload assignment. The comparative study methodology provides a basis for comparison of recurring repair costs and nonrecurring organic depot facility, equipment and training costs to establish a capability.

(2) The results of both the summary and comparative studies will be submitted by the JDMAG to all the Services for their concurrence. Upon unanimous concurrence, the JDMAG will record and announce the joint Service decision.

31 MARCH 1999

4-8. Processing of Depot Maintenance Interservice (DMI) Review Submissions. The introducing Service MISMO shall verify that submissions meet the criteria for DMI review cited in paragraph 4-2. If the submitting program acquisition/logistics office has identified the item for Directed DSOR or Service Workload Competition assignment, the MISMO shall verify the Service decision and ensure that appropriate documentation has been furnished with the submission. If a MISMO review is appropriate, the MISMO shall accumulate and/or develop the required documentation. All other submissions will be processed by the MISMO for a JDMAG DMI Study. Upon completion of the MISMO processing, the item will be submitted, with all necessary documentation, to the JDMAG and to the other Service MISMOs for DMI review action.

4-9. Depot Maintenance Interservice (DMI) Study Process. The DMI study process is illustrated in the logic diagram shown in Figure 4-3. The following paragraphs describe the DMI study process. Key Figure 4-3 block numbers are listed in the appropriate paragraphs.

a. The criteria to determine items that should be submitted for DMI study (block 1) are listed in paragraph 4-2.

b. If the acquiring Service determines an item meets the criteria as a directed DSOR assignment (block 2), the Service MISMO will submit supporting documentation to the JDMAG, with copies to the other MISMOs (block 3). The JDMAG will record and announce the DSOR assignment decision (block 4). The Service(s) will then implement the DSOR decision (block 5).

c. If the acquiring Service determines competition should be the basis for selection of the DSOR (block 6), the Service MISMO will notify the JDMAG and the other MISMOs. The competition is then conducted in accordance with the guidance in Appendix G of this regulation (block 7) and the DSOR selected is submitted to the JDMAG, with copies to the other MISMOs (block 3). The JDMAG will record and announce the DSOR assignment decision (block 4). The Service(s) will then implement the DSOR decision (block 5).

d. If the acquiring Service determines that a candidate workload does not warrant a joint review (block 8), it may conduct a MISMO Review (block 9) and submit its DSOR recommendation to the other MISMOs for review and concurrence, with a copy to the JDMAG (block 10). Upon concurrence of the other MISMOs (block 11), JDMAG will record and announce the DSOR assignment decision (block 4). If one or more MISMOs nonconcur for their Service, the issue will be referred to the JG-DM for resolution (block 12). In lieu of submitting the issue to the JG-DM for decision, the acquiring Service may elect to submit it for JDMAG DMI study (block 13). JDMAG will record and announce the DSOR assignment decision (block 4) when directed by the JG-DM. The Service(s) will then implement the DSOR decision (block 5).

e. When the provisions of Directed DSOR, Service Workload Competition, and MISMO Review do not apply, the acquiring Service MISMO submits the item to JDMAG for a DMI study with copies to the other MISMOs (block 13). The JDMAG plans and conducts the study, develops a DSOR recommendation, and submits the results to the MISMOs for review and concurrence (blocks 14-17). Upon concurrence of the MISMOs (block 18), JDMAG will record and announce the DSOR assignment decision (block 4). If one or more MISMOs nonconcur for their Service, JDMAG will attempt to reconcile the nonconcurrence. If reconciliation is not success-

31 MARCH 1999

ful, JDMAG will refer the issue to the JG-DM for resolution (block 12). JDMAG will record and announce the DSOR assignment decision (block 4) when directed by the JG-DM. The Service(s) will then implement the DSOR decision (block 5).

f. In accordance with its internal processes, the JDMAG will review the introductory data and plan the DMI study (block 14). During study planning, JDMAG determines if the introduction warrants a summary or comparative study and requests the technical and program information (paragraph 4-11) necessary to conduct the level of study indicated. Also during study planning, JDMAG requests candidate depot nominations (paragraph 4-10), as appropriate, from the Services.

(1) A summary study will evaluate potential DSOR assignment to the nominated candidate depot, either organic or commercial, and assure that all Service users have been considered. JDMAG will obtain program estimates of workload size and facilitation costs, when available. These data will be considered in the study and included in the study report and DSOR assignment recommendation.

(2) A comparative study will evaluate the potential DSOR assignment based on the results of proposals submitted by the nominated candidate depots. Only organic depots may be considered for assignment under the comparative study process. Determinants for this evaluation are outlined in paragraph 4-14. Program and technical data will be developed by the acquiring program acquisition/logistics office/potential customer (Principal) and provided via the JDMAG to the candidate depots for preparation of their proposals. These proposals, provided in the Depot Support Proposal (DSP) format (paragraph 4-11d(2)), address the depot maintenance requirements of the potential customer as defined in JDMAG's DSP request.

g. In those cases where concurrence from all Service MISMOs cannot be obtained on a DSOR recommendation and additional coordination by JDMAG does not result in agreement, JDMAG will refer the study to the JG-DM for resolution (block 12). Upon resolution by the JG-DM, JDMAG will record and announce the DSOR assignment decision (block 4) and the Service(s) will implement it (block 5).

4-10. Candidate Depot Participation. One candidate depot may be nominated by each Service for DSOR assignment consideration in a DMI study. Nominations are made by the MISMOs to the JDMAG, upon request. Once identified, the candidate depots will provide their full cooperation and respond to the necessary data calls, site surveys, and related study efforts. A Service will nominate a candidate depot when a Service depot planning objective can be met, the depot has an existing capability or assignment to the depot offers a significant savings opportunity. Further, Services will consider other constraints, such as mandated or budgeted manpower ceilings, when nominating candidate depots.

4-11. Data Requirements. Data requirements vary by DMI review alternative and the depth and scope of study undertaken. JDMAG will tailor data requests to the study requirement to avoid requesting unnecessary data. All DMI reviews require JLC Forms 27, 28 and 44, as a minimum. All JLC forms utilized in the DMI review process are listed in paragraph 4-13.

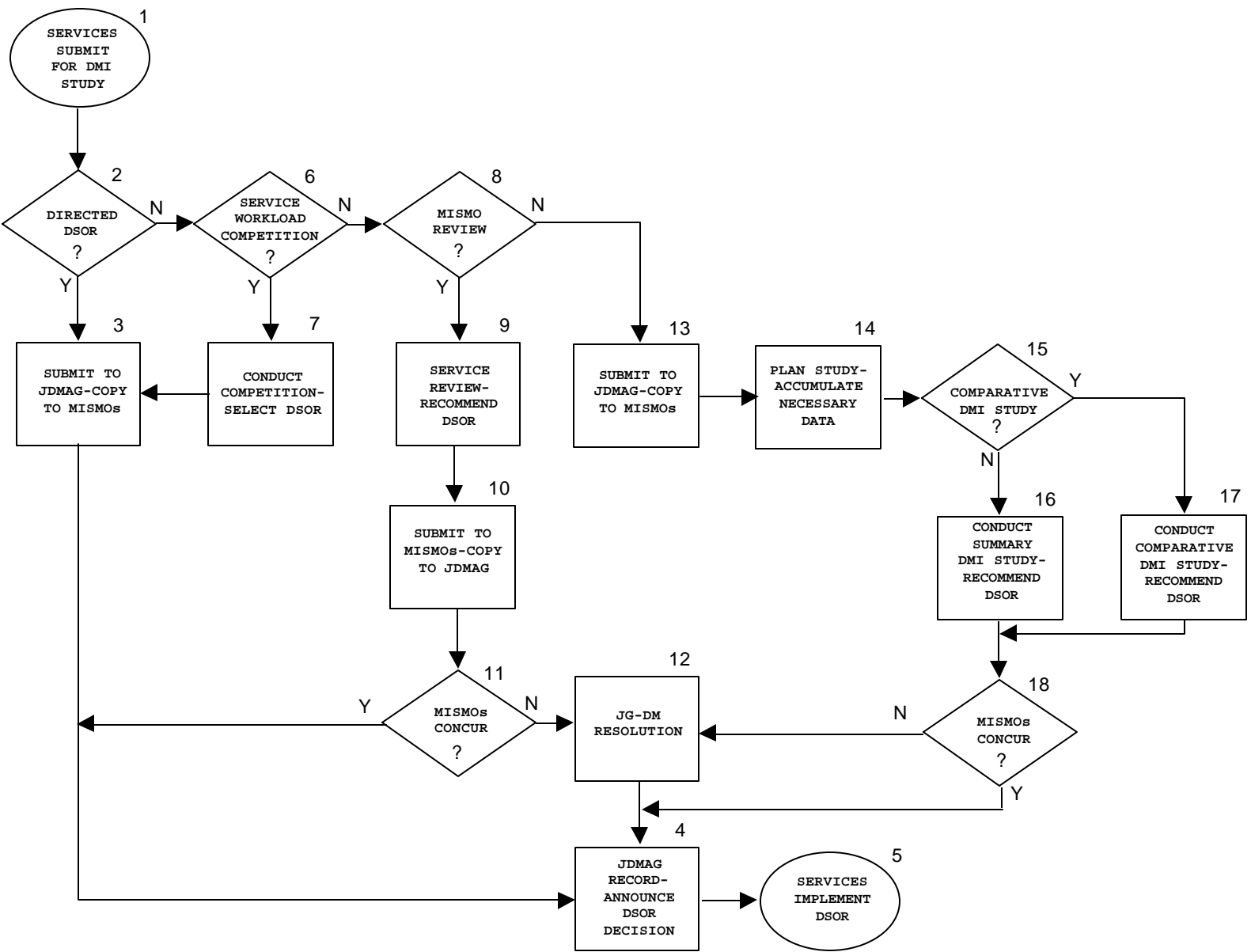


Figure 4-3. Depot Maintenance Interservice Study Logic Diagram

31 MARCH 1999

a. **Directed DSOR.** Data requirements for recording Directed DSOR decisions include the JLC Forms 27, 28 and 44, and documentation of the decision.

b. **Service Workload Competition.** Data requirements for recording Service Workload Competitions include the JLC Forms 27, 28 and 44, and documentation of the Service decision to compete the workload. Also required are the milestones for the competition, including announcement, request for proposal release, award, and work commencement. The JDMAG shall be notified of the DSOR awarded the workload following source selection.

c. **Maintenance Interservice Support Management Office (MISMO) Review.** Data requirements for the MISMO Review include the JLC Forms 27, 28 and 44, and additional data that describe the workload involved as to size (direct labor man-hours) and investment (additional cost) to establish the capability. Information that conveys the basis for the specific DSOR assignment recommendation should also be included in the submission data package. Such information is required to enable the other Service staffs to evaluate the economy and benefits of the assignment in the context of the joint Services' depot capabilities and capacities.

d. **Joint Depot Maintenance Activities Group (JDMAG) Depot Maintenance Interservice (DMI) Study.** Data requirements for the JDMAG DMI Study include the JLC Forms 27 and 44 in the initial submission. The JLC Form 28 will also be required for each study, but may be submitted at a later time.

(1) JLC Forms 29, 30, 31 and 32 and supporting program and technical data, including workload size and facilitation estimates, may also be required for the JDMAG DMI study. If required, these data will be requested by JDMAG at the appropriate time in the study planning phase.

(2) For comparative JDMAG DMI studies, and for certain other studies and reviews, the DSP will be requested from the candidate depots by the JDMAG. The DSP generally includes the following JLC Forms: 33, 34, 35, 36, 37, 38, 39, 40, 41, 48, 49, 50 and 51. However, DSP requirements may be tailored by JDMAG, based upon the requirements of a particular study.

4-12. Data Sources.

a. **Logistics Management Information (LMI).** LMI can be utilized to satisfy many of the data requirements for DMI studies. MIL-PRF-49506, Logistics Management Information, provides a vehicle for the government to obtain data from contractors necessary for logistics planning purposes. Submission of contractor-developed data products is encouraged both for economy and accuracy. Submission of data by media other than paper should be coordinated with the JDMAG.

b. **Support Equipment Recommendation Data (SERD) and Test Requirements Document (TRD).** When candidate depots are required to identify support equipment or test program sets (TPS) as part of the DSP, the acquiring Service shall submit appropriate requirement specifications or descriptive data as part of the supporting program and technical data package. SERDs and TRDs should be prepared in accordance with approved requirements documents.

4-13. Standard Data Submission Forms. Standardized data forms are utilized in the DMI review process. Each form has instructions printed on the reverse. The forms may be found at Appendix H; local reproduction is authorized. These forms are:

- JLC Form 27, "DMI Candidate Information"
- JLC Form 28, "Depot Repairable Item List"
- JLC Form 29, "Depot Technical Data Requirements"
- JLC Form 30, "Depot Support Equipment Requirements"
- JLC Form 31, "Projected Depot Workload (Peacetime)"
- JLC Form 32, "Projected Depot Workload (Mobilization)"
- JLC Form 33, "Depot Support Proposal" (Cover Sheet)
- JLC Form 34, "Depot Support Proposal Cost Summary"
- JLC Form 35, "Common Support Equipment Requirements"
- JLC Form 36, "Peculiar Support Equipment Requirements"
- JLC Form 37, "Industrial and Plant Equipment Requirements"
- JLC Form 38, "Facility Requirements"
- JLC Form 39, "Existing Repair Capability"
- JLC Form 40, "Man-hour Requirements/Workload Projection (Peacetime)"
- JLC Form 41, "Man-hour Requirements/Workload Projection Summary (Peacetime)"
- JLC Form 44, "Depot Maintenance Planning Information"
- JLC Form 48, "Repair Cost Projection"
- JLC Form 49, "Repair Cost Projection Summary"
- JLC Form 50, "Unit Repair Cost Comparability Worksheet"
- JLC Form 51, "Training Costs"

4-14. Depot Source of Repair (DSOR) Evaluation Determinants. The primary determinants used to select a DSOR for JDMAG DMI comparative studies are the estimated nonrecurring cost to establish the depot capability and the estimated recurring cost to repair items for the customer. For JDMAG DMI summary studies, nonrecurring cost estimates will be considered. These costs will be determined by the candidate depot(s) and based on the potential customer's requirements identified in the program and technical data package. DSPs should indicate any relationship between unit cost fluctuations and item quantity fluctuations, or other variable requirement factors routinely encountered in depot maintenance programs (sensitivity analyses).

a. Nonrecurring cost generally consists of the initial capital investment for support equipment (including automatic test equipment (ATE) and associated test program sets-software, firmware, and interface adapters); facility construction, renovation and/or alteration; and training. Costs should only be identified as nonrecurring if they are funded with one-time expenditures and will not be recouped from the customer on a unit repair cost basis. All capital investment costs, regardless of funding source, including items planned to be funded/furnished by the prospective Principal(s), must be identified in the candidate depot's DSP. When phased or incremental investments are planned, a proposed schedule should also be provided that identifies funding requirements and associated capability.

b. Recurring cost is the price per unit that has been developed in accordance with the standard procedures and techniques provided in the DDMC Cost Comparability Handbook

31 MARCH 1999

(CCHB) and projected for the workload described in the program and technical data package. Specific instructions will accompany each request for candidate depot proposal.

c. Additional determinants to accommodate unique factors associated with the item under study may be included in individual studies. These additional determinants may include but are not limited to transportation costs (which may be applied for example to vehicles, communications shelters, or other "bulk" items), and variations in the repair quantities and/or pipeline spare requirements costs. Additional determinants, when appropriate, will be agreed to by the MISMOs and JDMAG during the planning phase of each study.

4-15. Unit Repair Cost Calculation. Use of the JLC Form 50, "Unit Repair Cost Comparability Worksheet", facilitates development of unit repair costs for the DSP. The worksheet provides a standardized form on which to collect the costs associated with repairing items within the candidate depot activity. Standard procedures and techniques from the DDMC CCHB shall be utilized in preparing the worksheet. If multiple cost centers are involved in the repair of an item, a composite worksheet should be prepared with information on the apportionment provided in the remarks section.

4-16. Cost Avoidance Calculation. Cost avoidance is generally determined by comparing the sum of the nonrecurring and recurring costs identified by the candidate depot DSPs. However, cost avoidance may also be identified by other means.

a. For Service-peculiar items, where interservicing is recommended, cost avoidance is the difference between the sum of the nonrecurring and the recurring costs projected by the Principal's depot(s) and those costs projected by the recommended Agent's depot.

b. For commonly used items, cost avoidance is derived by subtracting the sum of the nonrecurring and the recurring costs projected by the recommended Agent's depot from those costs projected by all using Services for support of their own workloads.

4-17. Service Review of Depot Source of Repair (DSOR) Recommendations. JDMAG shall submit its DSOR assignment recommendations to the Service MISMOs. DSOR assignment recommendations made by a Service MISMO as a result of a MISMO Review will be submitted to the other Service MISMOs with an information copy to the JDMAG. Each MISMO shall staff all recommendations within its Service in accordance with internal policy and provide concurrence or nonconcurrence, with justification, to JDMAG within 45 days from the date of the submission, or as otherwise specified by the submitter. JDMAG will track the status of DSOR assignment recommendation staffing and notify the MISMOs of overdue suspenses.

4-18. Issuance of Depot Source of Repair (DSOR) Decisions. Unanimous MISMO concurrence or a decision of the JG-DM for a DSOR assignment shall constitute a DSOR decision. JDMAG will release the joint Service decision notification letter within 15 days from receipt of the final MISMO concurrence. JDMAG will record all joint Service decisions in the DMI data files.

CHAPTER 5

IMPLEMENTATION OF DEPOT SOURCE OF REPAIR (DSOR) DECISIONS

5-1. General. This chapter provides requirements and procedures for implementation of DSOR decisions, including implementation planning, status reporting, and recording DSOR decisions in the Federal Logistics Information System (FLIS) Total Item Record (TIR). These requirements differ depending upon whether an assignment to an interservice DSOR resulted from the decision. The two conditions are:

a. **No Interservice Assignment.** Implementation is not tracked within the JDM Program. The methods and procedures for implementing DSOR decisions that assign a depot maintenance workload within the owning Service are left to the discretion of the owning Service except for assignments resulting from Service workload competitions. Assignments resulting from Service workload competitions must be implemented in accordance with Appendix G, Depot Maintenance Competition.

b. **Interservice Assignment.** The methods and procedures for implementing decisions that assign depot maintenance workload to a Service other than the owning Service (interservicing) depend upon the decision method. The decision methods and associated allowable implementation methods are discussed in subsequent paragraphs. Implementation progress of interservice DSOR assignment decisions shall be reported to the JDM Program for tracking.

(1) **Directed DSOR, MISMO Review, and JDMAG DMI Study.** Interservice DSOR assignment decisions accomplished through Directed DSOR, MISMO Review, or JDMAG DMI study may be implemented by either Depot Maintenance Interservice Support Agreement (DMISA) or by credit exchange.

(2) **Service Workload Competition.** Interservice DSOR assignments resulting from Service Workload Competitions shall be implemented by DMISA, in accordance with Appendix G.

5-2. Implementing Procedures for Directed DSOR, Maintenance Interservice Support Management Office (MISMO) Review, or Joint Depot Maintenance Activities Group (JDMAG) Depot Maintenance Interservice (DMI) Study. The procedures for implementing interservice DSOR assignments by Directed DSOR, MISMO Review, or JDMAG DMI Review are:

a. **Decision Notification.** Upon receipt of the joint Service decision letter, the MISMOs in the involved Services shall notify the Principal and Agent command/separate reporting activity/center MISOs, assigned DSOR activities, managing Inventory Control Points (ICP), and managing program acquisition/logistics offices by letter, with a copy to the JDMAG. For joint programs, the responsibility for notification of the program offices rests with the MISMO of the executive Service (or lead Service if no executive Service is designated).

(1) The Principal and Agent MISOs have primary responsibility for implementing DSOR assignments.

31 MARCH 1999

(2) Managing ICPs are responsible for recording the appropriate Nonconsumable Item Management Support Codes (NIMSC) and the approved DSOR assignment codes in the FLIS TIR in order to document the assignment in a standardized common data system.

b. **Methods of Interservice Implementation.** Workloads may be interserviced by two methods: DMISA or credit exchange. Other methods such as a Memorandum of Agreement (MOA) or Memorandum of Understanding (MOU), or funding via Military Interdepartmental Purchase Request (MIPR) are acceptable for interim periods but must be formalized by one of the two authorized methods.

c. **Implementation Plan.** An implementation plan is required for all DSOR decisions that assign workload across Service lines. The plan will be initiated by the Principal MISO and, following coordination with the Agent MISO, submitted to the Principal Service MISMO within 90 days of the date of that MISMO's decision notification letter. A copy of the approved plan will be provided to the other involved Service MISMOs and to JDMAG.

d. **Implementation Plan Requirements.** The implementation plan shall identify significant actions necessary to implement the interservice assignment of the Principal's workload in the Agent's depot activity. Milestones will be established that support the requirements of the Principal. The plan will identify responsible commands/centers and offices for each action. The plan will be maintained by the Principal and Agent MISOs until implementation is completed. The Principal MISO will furnish copies to the involved Service MISMOs and JDMAG when significant breaches or changes occur (i.e., milestones missed and/or revised, actions deleted, added and/or revised, responsible offices changed, etc.). An example of an implementation plan is provided at Figure 5-1.

e. **Funding.** Generally, the managing program office is responsible for funding the establishment of a depot maintenance capability and capacity. This may be the Executive Service, if one has been designated, or the Primary Inventory Control Activity (PICA) that has been designated under the provisions of AMC-R 700-99, NAVSUPINST 4790.7, AFMCR 400-21, MCO P4410.22, Wholesale Inventory Management and Logistics Support of Multiservice Used Nonconsumable Items, and DoD 4100.39-M, The Defense Logistics Information System. However, in the case of interservicing depot maintenance, the Principal is responsible for funding establishment of capability and capacity to meet requirements beyond those of the Agent.

5-3. Implementing Procedures for Service Workload Competition. Implementing Service Workload Competition assignments shall be in accordance with Appendix G and the following procedures for JDM Program reporting and tracking:

a. **Decision Notification.**

(1) Following award or assignment, the competition management activity will notify its Service MISMO, with a copy to the JDMAG, of the results of the Service Workload Competition.

PLAN FOR IMPLEMENTATION BY DMISA

STUDY NUMBER:	STUDY TMS and NOMENCLATURE:	PRINCIPAL COMMAND:	AGENT COMMAND:
DMI DECISION DATE:	DSOR:	DSOR SUPPORT DATE:	PRIN MISO NAME/PHONE:
PROG MANAGER POC NAME/PHONE:	REMARKS:		AGENT DEPOT POC NAME/PHONE:

MILESTONE ACTIVITIES	ACTION OFFICE	STARTED (MM/DD/YY)	MILESTONES	COMPLETED (MM/DD/YY)
			O N D J F M A M J J A S	
DMISA NEGOTIATIONS				
MAINT/PROCUR DATA AVAILABLE				
MILITARY CONSTRUCTION				
TRAINING				
SUPPORT EQUIPMENT DELIVERY				
TPS DEVELOPMENT & VALIDATION				
PROTOTYPE/FIRST ARTICLE/CERTIFY				
NEW ITEM PROVISIONING				
SICA SUBMIT NIMSR				
PICA SUBMIT CATALOGING				
RETAIL STOCK TRANSFER				
ASSET GENERATION				

Inverted triangles connote milestones; filled lines connote partial completions; filled triangles connote completed activity. Ex: Start 50% Completed Finished



Figure 5-1. Depot Maintenance Interservice Assignment Implementation Plan (Example - DMISA) (Sheet 1 of 2)

PLAN FOR IMPLEMENTATION BY NIMSC 5

STUDY NUMBER:	STUDY TMS and NOMENCLATURE:	PRINCIPAL COMMAND:	AGENT COMMAND:
DMI DECISION DATE:	DSOR:	DSOR SUPPORT DATE:	PRIN MISO NAME/PHONE:
	PROG MANAGER POC NAME/PHONE:	PICA SVC/ICP NAME/PHONE:	SICA SVC/ICP NAME/PHONE:
			AGENT MISO NAME/PHONE:
			AGENT DEPOT POC NAME/PHONE:

MILESTONE ACTIVITIES	ACTION OFFICE	STARTED (MM/DD/YY)	MILESTONES	COMPLETED (MM/DD/YY)
			O N D J F M A M J J A S	
NEW ITEM PROVISIONING				
SICA SUBMIT NIMSR				
PICA SUBMIT CATALOGING				
MAINT/PROCUR DATA AVAILABLE				
MILITARY CONSTRUCTION				
TRAINING				
SUPPORT EQUIPMENT DELIVERY				
TPS DEVELOPMENT & VALIDATION				
PROTOTYPE/FIRST ARTICLE/CERTIFY				
RETAIL STOCK TRANSFER				
ASSET GENERATION				

Inverted triangles connote milestones; filled lines connote partial completions; filled triangles connote completed activity. Ex: Start 50% Completed Finished



Figure 5-1. Depot Maintenance Interservice Assignment Implementation Plan (Example - Credit Exchange/NIMSC 5) (Sheet 2 of 2)

31 MARCH 1999

(2) JDMAG will record the award/assignment (including the depot repairables) and release the joint Service decision letter to the Service MISMOs.

(3) The competition management activity's Service MISMO and other MISMOs with items included in the competition will notify their Service command/center MISOs, ICPs and program acquisition/logistics offices. The MISMO notification letters will include a synopsis of the competition and an updated list of depot repairable items (if different from the list submitted with the introduction package - see paragraph 4-11b).

(a) The Principal and Agent MISOs have collateral responsibility for implementing interservice DSOR assignments resulting from Service Workload Competition assignments.

(b) The managing ICPs are responsible for recording the appropriate NIMSCs and DSOR assignment code in the FLIS TIR.

b. **Implementation Responsibility.** Implementation is the responsibility of the officials designated by the Principal(s) and Agent and, if specified, must be in accordance with the terms of the solicitation and offeror's proposal.

c. **Method of Implementation.** Implementation of interservice assignments shall be by DMISA. The DMISA shall contain the same work requirements, price structure, and schedule as set forth in the solicitation, and the successful offeror's proposal.

d. **Funding.** Responsibility for funding establishment of the depot maintenance capability and capacity shall be as specified in the solicitation and offeror's proposal.

5-4. Depot Maintenance Interservice Support Agreement (DMISA) Policy.

a. The DMISA shall be used for all multi-year interservice depot maintenance workload assignments unless the credit exchange method is selected. Only the DMISA may be used for an interservice depot maintenance assignment resulting from a Service Workload Competition.

b. DMISAs shall be prepared, coordinated, negotiated, reviewed, maintained, and terminated in accordance with the instructions and standard format found at Appendix F. Additional guidelines regarding DMISAs are:

(1) Approval authority signatures of both Principal and Agent shall constitute formal agreement. Changes after acceptance require agreement by both Principal and Agent.

(2) DMISAs, with the exception of those resulting from a Service Workload Competition, will normally be established for 5-year periods, with annual reviews mandatory. The Principal MISO will call the annual review, which primarily will be devoted to establishing workload projections and updating exhibits in the DMISA. Out-of-cycle reviews may be requested by either party to resolve issues.

(3) DMISAs shall not be terminated except for one or more of the following reasons:

- (a) product cost does not meet negotiated price or is unreasonable,
- (b) quality does not meet specifications, or
- (c) schedule does not meet negotiated customer requirements.

Refer to Appendix G for termination of DMISAs resulting from Service Workload Competitions.

(4) Reassignment of workload from terminated DMISAs shall be accomplished through the DSOR decision process (i.e., Service Workload Competition, MISMO review, or JDMAG DMI study).

5-5. Follow-On Implementation Actions.

a. Upon completion of provisioning and cataloging actions for the items contained within each DSOR decision, the Principal MISO will report National Stock Numbers (NSN), PICA, SICAs, NIMSCs and DSORs for each depot reparable item to JDMAG.

b. If configuration changes occur for the items contained within each DSOR decision assigned to an interservice DSOR, the Principal MISO will report the new manufacturer's part number (MPN) and Commercial and Government Entity (CAGE) code and NSN (if assigned) to JDMAG.

c. The Agent MISO will report any significant cost changes projected or incurred in the implementation of the interservice DSOR assignment from those identified in the DMI study to the involved Service MISMOs and to JDMAG.

d. Completed implementation will be reported by the Principal MISO to the involved Service MISMOs and to JDMAG.

5-6. Depot Source of Repair (DSOR) Code Recording in the Federal Logistics Information System (FLIS) Total Item Record (TIR).

a. Objective. To provide an accessible record of approved DSOR assignments. This is accomplished by recording a two alpha character code, which is unique to each activity performing depot maintenance within the Military Services, in the FLIS TIR. DSOR codes have also been established for other Federal Government activities that routinely provide depot maintenance support to the Military Services.

b. Responsibilities.

(1) Each Service MISMO will establish and maintain a distinct code for each activity within its Service that performs depot maintenance, and coordinate proposed new codes and changes to existing codes with the JDMAG.

31 MARCH 1999

(2) Each Service MISMO will direct its Service's managing ICP to record the approved DSOR in the FLIS TIR upon receipt of the joint Service decision letter.

(3) ICPs will process approved DSOR assignments for cataloging in the FLIS TIR, when received from its Service MISMO, in accordance with AMC-R 700-99, NAVSUPINST 4790.7, AFMCR 400-21, MCO P4410.22 and DoD 4100.39-M.

c. DSOR Code Management. Authorized DSOR codes are listed in DoD 4100.39-M. Requests to establish a new code, change an existing code, or delete a code should be submitted by the Service MISMO to the Service FLIS focal point, with an information copy to the JDMAG. The Service FLIS focal point will process such requests to the Defense Logistics Information Service (DLIS) and assess any impact upon Service data systems. Service FLIS focal points are identified in DoD 4100.39M. Attempted use of codes not listed will result in data rejections by system software.

d. Reports. DLIS will periodically provide the following data from the FLIS TIR to the Service MISMOs:

(1) Semiannual report, by Service, reflecting the status of implementation of DSOR code data into the FLIS TIR.

(2) Annual report that identifies those NSNs (items) with DSOR code either 99 or blank, thus indicating cataloged items that require DSOR code entries.

CHAPTER 6 DEPOT MAINTENANCE INITIATIVES

6-1. Overview. Initiatives and projects that will be executed outside the full-time organizational structure of the Joint Depot Maintenance (JDM) Program are described in this chapter. Included are technology information exchange, MILCON review, performance measurement, cost comparability, and the Interservice Material Accounting and Control System (IMACS). Each initiative or project will be implemented and managed by the Joint Depot Maintenance Activities Group (JDMAG). The Services shall provide representatives to assist JDMAG in accomplishing these initiatives or projects and shall also provide ad hoc resources to support action groups or process teams necessary to execute specific taskings.

6-2. Technology Information Exchange.

a. This initiative shall identify new technologies, new processes, and new equipment, as well as current technology projects within the Services, applicable to depot maintenance, in order to minimize development and implementation efforts between the Services. Information developed shall be disseminated among the Services and other appropriate DoD activities.

b. This initiative will involve advocacy of new technologies, processes, and equipment projects with a lead Service for development recommended, where appropriate. It will involve close work with DoD depot maintenance activities. In addition to Service and DLA representation, each Service maintenance depot should designate a primary point of contact.

c. A primary means of gathering information on new and emerging technology will be participation in conferences, workshops and seminars with industry and government. A multimedia approach will be used to exchange technology information including written reports, briefings, publications (including the Joint Depot Maintenance Circular, published by JDMAG), and an on-line data base maintained by JDMAG.

6-3. Military Construction (MILCON) Review.

a. MILCON projects are the means by which depots modernize existing facilities and acquire new facilities to add capability or increase capacity. MILCON projects may be necessitated by new weapon system technologies, new repair techniques or processes for older equipment, aging of existing facilities, increased workload requirements, or workload transfers.

b. DoD 7000.14-R, Volume 2B, "Budget Presentation and Formulation," requires that for each MILCON project involving a depot maintenance facility, the DD Form 1391, "Military Construction Project Data," include a statement that interservicing alternative capabilities were fully considered. The purpose of this statement is to assure that facilities being constructed do not duplicate facilities built or being built by another DoD component.

c. The Services shall submit all proposed MILCON projects which, when implemented, will result in construction of depot maintenance facilities. The joint Service review shall be conducted prior to inclusion of the project in the Service's Program Objective Memoranda (POM).

31 MARCH 1999

d. Joint Service MILCON reviews will be conducted twice each year, generally during May and August, to review the Services' proposed depot maintenance MILCON projects for a particular fiscal year (FY). JDMAG will be assisted by Service representatives in conducting MILCON reviews. Meetings are coordinated by the JDMAG.

(1) In April, the Services will provide the JDMAG with DD Forms 1391/1391C, with pertinent supporting documentation, and JLC Form 4, "MILCON Review Project Data Sheet," on each proposed depot maintenance MILCON project for the particular FY to be reviewed during the current review cycle. Normally, MILCON project reviews are conducted three FYs prior to the program funding FY. The Services will also identify previously validated projects which have undergone significant changes. The JDMAG will distribute these submittals to the Service representatives in preparation for the upcoming review.

(2) In May, the JDMAG will call a meeting of the Service representatives to review all projects submitted. Projects which are validated will be forwarded to the respective Service logistics office for Military Construction for eventual inclusion in the POM. Projects which are deferred by the panel will be returned to the Service for resolution; deferred projects should be resubmitted to the JDMAG prior to inclusion in the Service POM. The JDMAG will also decide if previously validated projects that have slipped to the FY currently under review must be resubmitted.

(3) A year-end review will be held in August to address projects deferred at the May meeting, projects validated at the May meeting but which have subsequently been changed, previously validated projects which were identified for resubmission, and new projects which have generated since the last meeting. All projects to be reviewed at the year-end review will normally be for the same program funding FY as those reviewed at the May meeting. To support the year-end review, the Services will provide the JDMAG with DD Forms 1391/1391C, with pertinent supporting documentation, and JLC Form 4 on each project to be presented, in sufficient time for JDMAG to redistribute information packages to the Service representatives prior to the scheduled meeting.

e. Depot maintenance MILCON projects validated are submitted, via the JG-DM, to the Defense Depot Maintenance Council (DDMC) for approval.

f. The JDMAG shall annually publish a summary report of depot maintenance MILCON projects reviewed during the preceding FY cycle.

6-4. Depot Maintenance Operations Indicators.

a. Depot Maintenance Operations Indicators (DMOI) were developed at the direction of the Defense Depot Maintenance Council (DDMC). The DMOI are standardized indicators intended to enable consistent and meaningful measurement of a depot maintenance activity's performance.

b. The JDMAG, with the assistance of Service representatives, shall manage and administer the DMOI within the Services. This initiative will strive to achieve comparability, consistency, and accuracy of depot maintenance performance data and will foster the exchange of de-

pot maintenance performance measurement information within the depot maintenance community. It will monitor and evaluate the effectiveness of the operations indicators in reporting meaningful data, and will develop and recommend revisions to operations indicators to improve the DMOI, when appropriate. The JDMAG will conduct joint studies as directed by the JG-DM.

6-5. Cost Comparability.

a. A Cost Comparability Handbook (CCHB) for depot maintenance was developed by direction of the DDMC. The CCHB provides standardized processes and procedures to enable consistent and comparable analyses of cost data submitted by public and private activities which are competing for depot maintenance workloads.

b. The JDMAG, with the assistance of Service representatives, shall:

(1) Maintain the CCHB and incorporate changes as necessary, based on competition experience and changes in cost accounting policies, standards, and practices.

(2) Advise the JG-DM and the DoD organic depot maintenance community on cost accounting and cost comparability issues. It will act as the joint Services' focal point for depot maintenance cost related issues.

(3) Develop, conduct, and maintain a training course addressing competition and cost comparability. It shall determine requirements for certification of CCHB application and, when certification is required, develop and maintain a certification process.

6-6. Interservice Material Accounting and Control System (IMACS).

a. The JG-DM initiated development and implementation of a computer-based system to improve the overall management and control of assets interserviced by Depot Maintenance Interservice Support Agreement (DMISA). IMACS objectives are to use a central data system for DMISA development, negotiation and management processes, and asset visibility of material repair programs under DMISAs. Specifically, the system should accomplish the following:

(1) Improve the DMISA process by reducing research, correspondence and travel associated with developing, negotiating and managing DMISAs; reducing redundant preparation of lengthy DMISAs and their Exhibits; and providing immediate access to DMISAs by authorized users.

(2) Provide a central repository for DMISAs and relevant DMISA data.

(3) Provide all the depot maintenance interservice (DMI) program points of contact a common-use electronic messaging system to work logistics support problems and to provide rapid troubleshooting capabilities between Services.

(4) Provide to the Agent Service the tools to facilitate accurate and timely DMISA asset production status reporting to the Principal Service.

31 MARCH 1999

(5) Provide the Services a timely method to closely coordinate funding documents/actions with actual production and other specific conditions contained in the DMISAs.

(6) Provide the Services' shipping, receiving, and storage facilities a means to rapidly reconcile associated accounting systems with their inventory systems.

b. When a Principal and an Agent/depot have IMACS capability, its use for DMISA development, negotiation, management, and production reporting will be mandatory. The Navy will also include Depot Maintenance Intraservice Support Agreements in IMACS.

CHAPTER 7
DEPOT MAINTENANCE BUSINESS PLANNING

7-1. Defense Depot Maintenance Council (DDMC).

a. The DDMC was established by the Deputy Secretary of Defense by memorandum on 30 June 1990. The mission, organization, responsibilities, and functions of the DDMC were subsequently documented in DoDD 5128.32, Defense Depot Maintenance Council, 7 November 1990. The mission of the DDMC is to advise the Deputy Under Secretary of Defense (Logistics) (DUSD(L)) on initiatives for reducing costs and improving the efficiency and effectiveness of depot maintenance management and operations in the Department of Defense (DoD). The DDMC is chaired by the DUSD(L). Its members are the Commander, US Army Materiel Command; the Commander, Air Force Materiel Command; the Deputy Chief of Naval Operations (Logistics); the Commander, Marine Corps Materiel Command; and the Director, Defense Logistics Agency (DLA).

b. The DDMC was established as a result of various initiatives ensuing from the Defense Management Report of July 1989, including the Deputy Secretary of Defense's 30 June 1990 memorandum, "Strengthening Depot Maintenance Activities." This memorandum established the DDMC as a mechanism for coordinating the review of DoD depot maintenance policies, systems, programs, and activities, and as a mechanism for jointly planning, monitoring, and evaluating the implementation of management improvement initiatives. The joint depot maintenance community, under the direction of the Joint Logistics Commanders, provides the resources needed to implement DDMC initiatives.

7-2. Defense Depot Maintenance Council (DDMC) Business Plan (DBP). The annual DBP is the DDMC's road map for joint management of the depot maintenance industrial base. It addresses the direction the depot maintenance community must take to achieve the level of performance required to support mission needs and to ensure the viability of DoD depot maintenance capability. The process for the development and publication of the DBP is as follows:

a. The DDMC provides overall guidance on the format, content, and milestones for the DBP.

b. Based upon DDMC guidance, an ad hoc group of Service/DLA business planners and Joint Depot Maintenance Activities Group (JDMAG) representatives develop detailed format and content requirements, design a data call to obtain necessary data, and develop a plan and milestones.

c. The Service/DLA-approved data call is issued by the JDMAG to the Services for action. Upon receipt of Service/DLA data, JDMAG develops the first draft of the DBP and provides it to the Service/DLA business planners for review and comment.

d. Upon Service/DLA business planner concurrence, the draft DBP is provided to the Joint Group on Depot Maintenance (JG-DM) for approval.

- e. Upon JG-DM approval, the DBP is provided to the Services for DDMC principal approval.
- f. The DBP is then forwarded to the Chairman of the DDMC, the DUSD/L, for final approval.

OFFICIAL

J. F. AMERAULT
Vice Admiral, United States Navy
Deputy Chief of Naval Operations
(Logistics)

J. L. JOHNSON
Admiral, United States Navy
Chief of Naval Operations

LEROY TILLERY
Chief, Printing and Publications
Branch

JOHNNIE E. WILSON
General, USA
Commanding, U.S. Army Materiel
Command

STANLEY A. SIEG
Brigadier General, USAF
Director of Logistics, Air
Force Materiel Command

JOHN W. HANDY
Lt General, USAF
Deputy Chief of Staff, Installations
and Logistics

J. D. STEWART
Major General, U.S. Marine
Corps
Deputy Chief of Staff for
Installation and Logistics

CHARLES C. KRULAK
General, U.S. Marine Corps
Commandant of the Marine Corps

PHILIP R. STERBLING
Colonel, USA
Headquarters Complex Commandant

HENRY T. GLISSON
Lieutenant General, USA
Director, Defense Logistics
Agency

SUMMARY OF CHANGES

This revision incorporates provisions to consider recurring repair costs, as well as nonrecurring facilitization costs, as a source selection criteria for depot source of repair assignment decisions; and guidelines for public-public depot maintenance workload competitions and public depot maintenance activity involvement in public-private competitions. It implements new Department of Defense and joint Service policies relative to depot source of repair assignment processes and other depot maintenance interservice issues. It also addresses the role of the Defense Logistics Agency in support of depot maintenance such as Federal Stock Group 34 management and distribution support to maintenance depots.

DISTRIBUTION: SPECIAL

DEPARTMENT OF THE ARMY	288
Initial Distr B	52
LEAD (SIOLE-DO-I)	2
AMCIO-I-SP Stockroom	150
 SPECIAL:	
ACALA/AMSTA-AC-NCPD	5
CECOM/AMSEL-LC-LEO-P-MM-D	10
CCSLA/SELCL-EP-C	5
IOC/AMSIO-IBB-WPNS	5
AMCOM/AMSAM-MMC-BM-DSI	10
TACOM/AMSTA-IM-DS	5
PEO Armored Systems Modernization, ATTN: SFAE-ASM	5
PEO Aviation, ATTN: SFAE-AV	5
PEO Command, Control and Communications, ATTN: SFAE-CS3	5
PEO Field Artillery Systems, ATTN: SFAE-FAS	5
PEO Intelligence and Electronic Warfare, ATTN: SFAE-IEW	5
AMCPM-CE	1
AMCPM-ITTS	1
AMCPM-FAV	1
AMCPM-M113	1
AMCPM-MEP	1
AMCPM-MO	1
AMCPM-NN	1
AMCPM-PWL	1
AMCPM-SA	1
AMCPM-SM	1
AMCPM-MSDR	1
AMCPM-TMDE	1
AMCPM-T	1
AMCPM-UG	1

DEPARTMENT OF THE NAVY

Distribution:

SNDL	C81B	(Space and Naval Warfare Systems Center (Detachment Norfolk, only))
	C82A	(Naval Facilities Engineering Command Detachment Seabee Logistics Center (Code 15))
	C83D	(Naval Inventory Control Point Detachment)
	FKA1A	(Naval Air Systems Command)
	FKA1B	(Space and Naval Warfare Systems Command)
	FKA1B1	(Space and Naval Warfare Systems Center Charleston)
	FKA1B1	(Space and Naval Warfare Systems Center San Diego)
	FKA1C	(Naval Facilities Engineering Command)

31 MARCH 1999

FKA1F (Naval Supply Systems Command)
FKA1G (Naval Sea Systems Command)
FKM14 (Naval Inventory Control Point)
FKP1E (Naval Undersea Warfare Center Division (Keyport, only))
FKP1H (Naval Explosive Ordnance Disposal Technology Division)
FKP1H (Naval Ordnance Center)
FKP1H (Naval Ordnance Center Inventory Management and Systems Division)
FKP4E (Naval Surface Warfare Center Crane Division, Indian Head Division)
FKP7 (Naval Shipyard)
FKR1B (Naval Aviation Depot)

Copy to:

SNDL A1J (Assistant Secretary of the Navy)
C25A (Support Activity Detachment, (CNO)
(Ft Detrick, only))
FKA1A (Naval Air Systems Command (AIR-6.1.3.3, only))

OPNAV (N4, N43, N431)

DEPARTMENT OF THE AIR FORCE

Distribution: F (Compliance with this publication is mandatory.)

UNITED STATES MARINE CORPS

MARCORPS PCN 10206545900

DEFENSE LOGISTICS AGENCY

Defense Logistics Support Command
Attn: DLSC-LDD
8725 John J Kingman Road
Fort Belvoir VA 22060-6221

15

15

APPENDIX A
ARMY IMPLEMENTING INSTRUCTIONS

A-1. Purpose. This appendix prescribes specific policies, procedures, and responsibilities for implementing AMC-R 750-10, Logistics Joint Depot Maintenance Program, herein referred to as the "basic regulation," within U.S. Army organizations.

A-2. Policies.

a. Adherence to Joint Depot Maintenance (JDM) Program requirements is mandatory to ensure an economically viable and responsive depot maintenance structure within the Military Services and Defense Logistics Agency (DLA).

b. Depot maintenance interservicing (DMI) studies are mandatory for depot source of repair (DSOR) assignment. DMI requires timely developer/acquisition consideration to ensure that the significant maintenance workloads are properly identified, with full consideration given to new, special, and unique support needs; test and other support equipment; training; and peculiar or accelerated construction programs. The review criteria outlined in the basic regulation and in this appendix provide positive determinants for identification and processing of potential inter-service candidates.

A-3. Responsibilities.

a. The Deputy Chief of Staff for Logistics and Operations, U.S. Army Materiel Command (USAMC/AMCLG), is the Army's representative on the Joint Group on Depot Maintenance (JG-DM). The Maintenance Interservice Support Management Office (MISMO), located in Headquarters, Army Materiel Command, AMCLG-LM, provides the staff supervision, formulation of policy, procedural direction, and coordination to develop and implement the AMC JDM policies.

b. Commanders of the AMC Major Subordinate Commands (MSC), Directors of Activities, and Program Managers (PM) reporting directly to HQ AMC will ensure that JDM policies and procedures prescribed in AMC-R 750-10 are followed.

c. All commands and activities, including PEOs and PMs procuring materiel which require depot level maintenance (DLM) will follow the basic regulation and:

(1) Ensure DMI is considered in all basic and updated maintenance concepts and plans for all development, nondevelopment, and product-improvement materiel and systems, regardless if organic or contract support is planned. Introduction guidelines for DMI study are specified in paragraphs 4-2a through 4-2e of the basic regulation.

(2) Ensure funds are not committed to establish a DLM capability at a specific depot site or with specific support equipment prior to the joint Service depot source of repair (DSOR) assignment decision. This prohibition does not preclude interim contractor support (ICS). Refer to the basic regulation, paragraph 4-4 for a full explanation.

31 MARCH 1999

(3) Ensure necessary program technical data is developed and/or procured for the conduct of a DMI study. The data should be provided to AMCLG and/or the Joint Depot Maintenance Activities Group (JDMAG) as requested.

(4) Ensure plans to implement DSOR assignment decisions are developed, coordinated, published, and distributed.

(5) Ensure Depot Maintenance Interservice Support Agreements (DMISA) are negotiated, coordinated, and implemented on specific materiel, systems or repairables with the designated Principal or Agent. Initial negotiations will normally be conducted at the assigned DSOR. Formal meetings or negotiations may be waived by either the Principal or the Agent when both parties agree.

(6) Ensure prompt recording and reporting of logistics assignment and responsibility data in the Army Master Data File (AMDF) and the Federal Logistics Information System (FLIS). This data includes the Major Organizational Entity (MOE) Rule, Nonconsumable Item Materiel Support Code (NIMSC), and Depot Source of Repair (DSOR) code.

A-4. DMI Study Requirements. General DMI study/DSOR assignment procedures applicable to U.S. Army organizations are:

a. DMI Candidates.

(1) AMC MSCs, activities, and PMs will:

(a) Use the Acquisition Management Milestone System (AMMS) to identify new acquisition programs which require DLM.

(b) Prepare and submit JLC Forms 27 and 44 to the Army MISMO, HQ AMC/AMCLG-LM, via the MSC or activity Maintenance Interservice Support Office (MISO). These forms are used to introduce specific systems for DMI study. If information identifying depot repairable components of systems is available, JLC Form 28 will also be prepared and submitted with JLC Forms 27 and 44. The subject of the submission memorandum should read: Depot Maintenance Interservice (DMI) Introduction - (System Type and Nomenclature). For example: Depot Maintenance Interservice (DMI) Introduction - M1A2 Abrams Tank.

(c) On request, develop and complete a data package consisting of JLC Forms 28 through 32 and supporting technical data adequate for depot use in assessment of capability. Accurate and complete technical data are paramount to the successful completion of the DMI study. If technical publications, drawings, specifications, or other essential data are not available at the time the data package is submitted, an estimate of availability date, and possible impacts on the program/project schedule or objectives should be identified to the Army MISMO and JDMAG.

(2) Command and activity MISOs will assist PEOs and PMs, and their support functions in MSCs and activities, in the preparation of the JLC forms.

31 MARCH 1999

(3) The Army MISMO will receive DMI study introductions, ensure completeness, determine the appropriate type of DMI study (directed DSOR, MISMO Review, Service Competition, or JDMAG DMI Study), and submit the introduction to JDMAG.

b. DSOR Assignment Decisions.

(1) Upon completion of a MISMO Review or JDMAG DMI Study, a recommendation is made for DSOR assignment. The Army MISMO will forward this recommendation to the cognizant MSC for concurrence; e.g., a recommendation on an electronic system will be sent to CECOM, a truck to TACOM, and a missile to AMCOM. Reply by the MSC is required within 30 days from the date, or earlier if specified, of the forwarding memorandum. Should the MSC nonconcur, complete details and justification will be provided to the Army MISMO. In either case, the Army MISMO will notify JDMAG of the Army's position. DSOR assignment recommendations with Service nonconcurrences will be initially addressed by the Service MISMOs. DSOR assignments that cannot be resolved by the Service MISMOs will be elevated to the JGDM.

(2) Upon concurrence of all the Services with a MISMO Review or JDMAG DMI Study DSOR assignment recommendation, JDMAG will notify the Service MISMOs of the decision and request appropriate implementation. In cases of Army use, the Army MISMO will release a decision letter to the cognizant MSC or activity, directing implementation of the DSOR assignment; other MSCs, activities, PEOs and PMs, as appropriate, will be furnished a copy of the decision letter.

(3) The cognizant MSC or activity, will develop a plan to implement the DSOR assignment and submit it to the Army MISMO, via the command or activity MISO, not later than 90 days after the date of the Army MISMO decision letter. The implementation plan in Figure 5-1 of the basic regulation will be used.

c. Funding.

(1) Funding of work or services to be performed by AMC depots for other Military Services or DLA in accordance with approved DMISAs will be by Military Interdepartmental Purchase Request (MIPR) or Project Order (PO).

(2) Funding of work or services to be performed by other Military Services or DLA in accordance with approved DMISAs for the Army will be by MIPR.

A-5. Application of the Basic Regulation. The following paragraphs, which coincide with its paragraph numbers, amplify or further delineate implementation of the basic regulation within the U.S. Army:

a. Paragraph 3-1d. One MISO will represent each MSC within AMC. In addition, a MISO will be designated at the U.S. Army CECOM Communications Security Logistics Activity (CCSLA) and the Armament and Chemical Acquisition and Logistics Activity (ACALA).

b. Paragraph 3-6b(4). When the Army is the Principal, the finalized DMISA will be forwarded to the Army MISMO for signature. When the Army is the Agent, the DMISA will be signed by the designated individual in the MSC/activity and the depot. The MSC MISO will distribute the signed DMISA when the Army is the Agent. The Army MISMO will be on distribution for all DMISAs.

c. Paragraph 3-6c. Each MSC and activity will report semiannually at the end of June and December, the status of DSOR decision implementation for DMI studies for which that MSC is the Principal. The report, in memorandum format, will be due by the 15th calendar day after the end of the reporting period. If the 15th calendar day falls on a weekend or holiday, the report will be due the next working day. The title of the memorandum will be "DSOR Decision Implementation Status." Negative reports are required. Those decisions not implemented in the timeframe allowed will require an explanation. The report will include the following:

- (1) DMI Study Number.
- (2) System or Equipment Type Designation and Nomenclature.
- (3) Implementation Method (DMISA or NIMSC 5) Planned.
- (4) Status of Implementation (Complete, Partially Complete, In-Progress, Deferred).

d. Paragraph 3-7. The Army representative for joint technology initiatives will be from TACOM.

e. Paragraph 3-9. The Army representative for joint MILCON review will be from HQ AMC.

f. Paragraph 3-10. The Army representatives for joint performance measurement initiatives will be from AMCOM, CECOM, and TACOM.

g. Paragraph 3-11. The Army representative for joint depot maintenance cost comparability initiatives will be from HQ AMC.

h. Paragraph 3-12. The Army lead for IMACS will be HQ AMC/AMCLG-LM with one member each from CECOM and AMCOM.

i. Paragraph 4-4. Pending announcement of the joint Service DSOR assignment decision by HQ AMC, neither any MSC, activity, the depot, the developer, nor any outside organization will commit funds for facilities, support equipment, maintenance test program sets, final performance checks, training, etc., to establish or enhance depot maintenance capability for any system that has been submitted or is eligible for DMI study. If prior approved programs exist for development or procurement of DLM capabilities, the MSC and/or the developer will advise the Army MISMO and JDMAG of the specific support items, costs expended, obligated and budgeted, and schedules involved. If, due to acquisition program exigencies, the necessity to commit

31 MARCH 1999

funds for DLM support elements is foreseen, the MSC or the developer will notify the Army MISMO and identify the requirement and provide justification.

j. Paragraph 4-6. MISOs will ensure PEOs and PMs are aware of their responsibility to submit systems and equipment for DSOR assignment within 90 days of Engineering and Manufacturing Development (EMD) contract award. Submission of the JLC forms will be through the respective MSC/activity MISO to the Army MISMO. If the repairables are known, submit JLC Form 28 with the JLC Forms 27 and 44.

k. Paragraph 4-10. When requested by JDMAG, the cognizant MSC will nominate an Army Candidate Depot (ACD). A copy of that response will be furnished to HQ AMC/AMCLG-LM.

l. Paragraph 4-11d(2). The candidate depot will provide a copy of the DSP to the cognizant MSC and HQ AMC/AMCLG-LM.

m. Paragraph 4-16. Each MSC will perform the cost avoidance calculation using the depot that would have performed the depot maintenance on the particular system.

n. Paragraph 5-2.d. The plan as shown in Figure 5-1 of the basic regulation will be used. Mark N/A for those items not applicable. Local reproduction of the form is authorized.

o. Paragraph 5-4b(1). When the Army is the Principal, the Army MISMO will be the approval authority signature.

p. Paragraph 5-4b(2). The Army MISMO will be invited to all DMISA annual reviews and negotiations. When the Army is the Agent, IOC and the cognizant MSC will formally request an annual review with the Principal if none has been scheduled. Annual reviews are necessary to project maintenance requirements and update the DMISA exhibits.

q. Appendix F, Paragraph F-7g. The Army MISMO will be the final signature authority for DMISAs when the Army is Principal.

A-6. Reporting. All AMC depots will prepare the Quarterly DMISA Delinquent Production Report, Attachment 1, when production has not been met as outlined in Exhibit I and/or Exhibit II of the DMISA. The report will be provided to HQ AMC/AMCLG-LM and the respective AMC MISO of the system being repaired. The report will be due NLT 10 calendar days after the end of the quarter; i.e., Apr for Jan, Feb, Mar; Jul for Apr, May, Jun; Oct for Jul, Aug, Sep; and Jan for Oct, Nov, Dec. This report, when used in conjunction with Exhibits I, II, and X-B, provides information necessary to invoke management intervention to keep production in line with the terms of the DMISA.

QUARTERLY DMISA DELINQUENT PRODUCTION STATUS REPORT
THIS DATA CURRENT AS OF:

DMISA:							PRINCIPAL:		
FISCAL YEAR:							AGENT:		
MINOR PROGRAM:							REPAIR FACILITY:		
ITEM NO.	NATIONAL STOCK NUMBER PART NUMBER NOMENCLATURE		SCHEDULE				PROD TOTAL	CCF ASSETS	COMMENT
			CARRYIN	1ST QTR	2ND QTR	3RD QTR			
		PLANNED							
		FUNDED							
		ACTUAL		/	/	/			
		WIP		/	/	/			
		PLANNED							
		FUNDED							
		ACTUAL		/	/	/			
		WIP		/	/	/			
		PLANNED							
		FUNDED							
		ACTUAL		/	/	/			
		WIP		/	/	/			
		PLANNED							
		FUNDED							
		ACTUAL		/	/	/			
		WIP		/	/	/			
		PLANNED							
		FUNDED							
		ACTUAL		/	/	/			
		WIP		/	/	/			
MISO NAME:		OFFICE SYMBOL:			PHONE NUMBER:				

Figure A-1. Quarterly DMISA Delinquent Production Status Report

Quarterly DMISA Delinquent Production Status Report Preparation Instructions

1. ITEM/NO: PRON NUMBER (self explanatory)
2. NATIONAL STOCK NUMBER: (self explanatory)
3. PART NUMBER: (self explanatory)
4. NOMENCLATURE: (self explanatory)
5. CARRYIN: Prior FY Carryin - Number of repairables funded with previous FY Dollars "carried in" to the current FY for production (should not exceed one quarter's PRODUCTION).
6. SCHEDULE: The chart will show the original schedule and actual production by quarter.
7. PROD TOTAL: The total production for the year by quarter. On the "PLANNED" line it equals the number originally planned plus carryover. On the actual line it equals the number actually produced as of the date of the report.
8. CC F ASSETS: The number of condition F assets available at the depot at the time of the report to support the production line.
9. PLANNED: Shows the original planned schedule from the Exhibit II. This line does not change.
10. FUNDED: Shows how many items are actually funded at the depot.
11. ACTUAL: Show the planned number to be produced in that quarter above the diagonal line. Show the actual number produced that quarter below the diagonal line. Changes to the planned production schedule will be shown above the diagonal line along the ACTUAL line. The number above the diagonal line may be changed for future quarters and actual production measured against it. The planned line stays the same affording the reviewer a quick look at the order of magnitude of changes at any given point in time.
12. WIP: Work In Process: Shows how many items are actually in work at the depot as of the report date. Depot representatives may be able to give a more up-to-date figure during the review.
13. POC Name/PH# - Name of the MISO submitting this report.
14. The AS OF DATE is located in the upper right hand corner.

APPENDIX B
NAVY IMPLEMENTING INSTRUCTIONS

B-1. Purpose. This appendix prescribes specific policies, procedures, and responsibilities for implementing OPNAVINST 4790.14A, Logistics Joint Depot Maintenance (JDM) Program, herein referred to as the "basic regulation," within U.S. Navy organizations.

a. It provides guidance on Navy policy and procedures for interservice, intraservice, and interagency support that relate to joint depot maintenance.

b. With the exception of Hull, Mechanical, and Electrical (HM&E) programs for ships and submarines, this appendix applies to all weapons, weapon systems, equipment, and their nonconsumable components which are under the cognizance of the Navy whether or not there is similarity to another Service's item. While new equipment and systems entering the Navy inventory are the particular emphasis, this appendix applies to those items already in the inventory, as well as all modifications and Military Construction (MILCON) programs involving depot maintenance support.

B-2. Policy.

a. The Navy will use and provide depot maintenance interservice support consistent with the efficient use of Navy organic depots and effective support of the operating forces. Navy activities will provide depot maintenance support organically or by contract for other Military Services, government agencies, or Systems Commands (SYSCOM) when capability and capacity exists.

b. New system and equipment acquisitions will be submitted as Depot Maintenance Interservice (DMI) candidates for joint Service review to determine the Depot Source of Repair (DSOR). Permanent DSORs will not be assigned until the joint Service DSOR decision has been announced. Planning, budgeting, and funding for depot support will continue, but funds will not be expended to facilitate a specific depot until the joint Service DSOR decision is obtained.

c. Changes to an existing DSOR that requires an additional depot capital investment of \$250,000 or more to establish a new capability or to relocate the DSOR will be subject to DMI review. This \$250,000 threshold applies to relocating workload between Navy depots, and relocating workload to or from another Service depot. Transitioning workload to or from contract support will be subject to DMI review.

d. There will be no exemptions from the DMI/DSOR decision process. Only the assigned DSOR will be used for repairable workload.

e. Integrated logistics support reviews will include the DSOR process as a mandatory, critical element for all new acquisitions and modification programs.

f. The use of Depot Maintenance Intraservice Support Agreements (DMISA) between Navy activities is required only if the Principal or the Agent requests such an agreement; Memoranda of Agreements or other less formal documents are encouraged.

B-3. Responsibilities. The Navy's interservice network will be established and maintained to ensure the responsibilities set out in the basic regulation and in this appendix are fulfilled. This network consists of the Maintenance Interservice Support Management Office (MISMO), personnel within Navy Systems Commands and at depot maintenance activities, and acquisition/logistics managers who acquire, modify, support weapon systems/equipment/components or who procure depot support services. It also includes inventory control point personnel who manage/procure reparable material.

a. MISMO. The Navy MISMO, under the Navy Office of Primary Responsibility (OPR) for JDM, is responsible for developing, coordinating, and implementing the JDM Program in the Navy. MISMO responsibilities are specified in the basic regulation. Additional responsibilities are:

- (1) Provide support to the Navy's JG-DM Principals at OPNAV, NAVAIR, and NAVSEA.
- (2) Represent the Navy SYSCOMs' interests on JDM issues.
- (3) Provide the Navy Joint Advisory Board (JAB) member to the JG-DM.
- (4) Provide support for the Defense Depot Maintenance Council (DDMC) and DDMC Business Plan (DBP).
- (5) Provide the Navy MILCON Review Panel member.
- (6) Assist Navy JG-DM Principals with identifying requirements for representation for various joint depot maintenance initiatives and working groups such as: technology exchange, performance measurement, MILCON review, cost comparability, and Interservice Material Accounting and Control System (IMACS).

b. SYSCOMs. The SYSCOMs have established a Maintenance Interservice Support Office (MISO) within their command headquarters and at the Naval Inventory Control Points (NAVICP). Personnel within the SYSCOMs will use the MISO network to request depot maintenance support from other Services or other SYSCOMs. Responsibilities for MISOs are provided in the basic regulation; their primary responsibilities are indicated below.

- (1) MISOs. The MISOs will:
 - (a) Implement the JDM program within their respective commands.
 - (b) Work with the Program Managers (PM), as required by the PM, to advise on intra-Navy and interservice industrial capability establishment or as an industrial facilities team

member, in conjunction with the PM identify DMI candidates and submit required forms and associated data; identify depot candidates and coordinate depot proposals, and implement the DSOR decision.

(c) Assist with screening Navy records for usage and repair source data to support DMI studies and DSOR decision implementation; provide interservice workload data periodically.

(d) Negotiate and manage depot maintenance interservice support programs or agreements for their commands.

(e) Implement DSOR decisions and report progress on DSOR implementation.

(f) Respond to JDM data calls; participate in or provide members to participate in special JDM working groups.

(2) Joint Technology Exchange. A minimum of one representative will be provided from both NAVAIR and NAVSEA. Participation from both the SYSCOM headquarters level and the depots are encouraged.

(3) Joint Performance Measurement. A minimum of one representative will be provided from both NAVAIR and NAVSEA. NAVAIR will be the lead SYSCOM

(4) Cost Comparability. A minimum of one representative will be provided from both NAVAIR and NAVSEA. NAVAIR will be the lead SYSCOM.

(5) IMACS CMT. The Navy MISMO will provide a representative to this group. The Navy MISMO will levy requirements on the SYSCOMs/NAVICPs/depots for other CMT members.

(6) DDMC Business Plan (DBP). NAVAIR, NAVSEA, and SPAWAR will each provide representatives to work on DBP development and DBP taskings. NAVSUP will provide timely input from their NAVICPs as required to support the DBP.

c. Depots. A Maintenance Interservice Coordinating Office (MICO) will be assigned for all Navy DSORs to manage and coordinate the interservice and intraservice affairs of those activities. Depot representatives may also be required to participate in joint initiatives and working groups when nominated by their SYSCOMs.

(1) MICOs will, at the request of the MISOs, support their corresponding SYSCOM MISO counterparts. The functions of the MICO are stated in Attachment (1) to this appendix.

(2) Joint technology exchange representation is highly encouraged for all Navy depots and industrial facilities that might benefit from participating in these working groups.

(3) Navy depots will provide data as required to support the DDMC Business Plan.

d. Program Managers:

(1) Review all new and ongoing acquisitions and logistics support programs for MILCON, weapon systems, subsystems, and equipment items, including modifications to determine if the criteria in Chapter 4 of the basic instruction are met. Any programs meeting even one of these criteria will be promptly identified to their SYSCOM MISO using the procedures outlined in section B-4 of this appendix.

(2) Introduce items for DMI study in sufficient time to conduct the study and meet program support needs. Ensure that information requirements for DMI introduction and study may be obtained including technical data which may need to be requested as a contract deliverable.

(3) Ensure that binding commitments are not made for support equipment and facility construction or alteration for establishing a capability at a specific depot site (organic or commercial) prior to the DSOR decision.

(4) Ensure logistics reviews include the DSOR decision process as a critical element in the approval for progression to the next weapon system acquisition phase.

(5) Assign a focal point to coordinate the DSOR decision process actions and data requirements and to implement the DSOR decisions.

(6) Specify adherence to DMI requirements and indicate DMI status in integrated logistics planning documents.

e. NAVICP. As required by NAVSUPINST 4790.7:

(1) Load DSOR codes in required logistics data bases.

(2) Perform appropriate cataloging actions.

f. The Navy joint MILCON review representative will:

(1) Canvass the Navy SYSCOMs as necessary to document Navy candidate projects for review.

(2) Represent the Navy at all annual, year end or special meetings.

(3) Assemble from the SYSCOMs and provide to JDMAG the status, cost, and schedule changes on approved Navy projects as required periodically for JDMAG published reports.

31 MARCH 1999

B-4. Procedures.

a. DMI Candidates. DMI candidates must be identified and submitted for the DMI study and DSOR decision process by the cognizant acquisition program office. For weapon systems or equipment programs following formal acquisition phases, identify as early as possible, but not later than 90 days after the award of the Engineering and Manufacturing Development contract; for systems or equipment not following formal acquisition phases, such as, non-developmental items, identify upon approval of user requirements. When changes in the existing DSOR are being contemplated, notify the MISO as soon as that potential occurrence is made known.

(1) Identification and Introduction of Potential DMI Candidates.

(a) When a potential DMI candidate is identified, the cognizant program manager will complete JLC Forms 27 and 44 and submit them, via the SYSCOM MISO, to the Navy MISMO. JLC Form 44 will contain a summary of the results of the decision tree analysis. This analysis will be conducted using the prevailing decision logic process/methodology.

(b) The MISO will work with the PM to ensure the forms are completed properly; to ensure the initial determination as to organic versus commercial depot support is indicated on JLC Form 44; and to ensure that the rationale indicated on JLC Form 44 supports the Depot Source of Repair recommendation.

(c) The Navy MISMO will evaluate the adequacy of the information contained within the JLC Forms 27 and 44. The MISMO will validate applicability of the item for DMI review, determine the type of review appropriate, and take action to obtain a joint Service DSOR decision. The MISMO will recommend a candidate depot, based on the recommendation from the MISO and as documented in the introduction package.

(d) If the MISMO evaluation confirms that the item is a viable DMI candidate, the MISMO will introduce the candidate to the DMI community and/or to the JDMAG in accordance with the basic instruction. The MISMO will direct the responsible SYSCOM to defer capital investment for depot support until a DSOR decision is reached.

(2) Development and Submission of Program/Technical Data Package. The Program and Technical Data Package is made up of several JLC Forms and associated technical data. All requests and responses for this information will be processed through the MISMO, unless otherwise directed. Refer to the basic regulation for an explanation and sample forms.

(a) Submission of JLC Form 28 is mandatory. Submit this form when the depot level repairables (DLRs) of the equipment or system have been identified. The DLRs are listed on this form in topdown, breakdown sequence. JLC Form 28 may be submitted with the introduction package.

(b) The MISMO will notify the MISO if additional information or forms need to be submitted. Technical data may be submitted incrementally as the information becomes available.

31 MARCH 1999

(3) Development and Submission of the Depot Support Proposal Package. The Depot Support Proposal (DSP) package consists of JLC Forms identified in Chapter 4 of the basic instruction, which also contains sample forms. The Navy candidate depot completes the DSP.

(a) The DSP will be developed based on the information provided in the Program/Technical Data Package, any additional guidelines provided in the requesting correspondence, and the Defense Depot Maintenance Council Cost Comparability Handbook.

(b) Requests from JDMAG for this information will be submitted via the Navy MISMO. All data requests and responses between JDMAG and the Navy candidate depot will be submitted through the Navy MISMO.

(4) Processing and Review of DMI Candidates. The following procedures apply for DMI studies:

(a) For MISMO Reviews: SYSCOM MISO submits JLC Forms 27, 44, and 28 to the Navy MISMO with a recommendation for a DSOR. The MISMO conducts the review, validates the recommendation, and submits the package to the other MISMOs for joint Service approval. The Navy MISMO notifies the Navy MISOs of the decision and requests implementation.

(b) For JDMAG DMI Studies: The SYSCOM MISO submits JLC Forms 27 and 44 to the MISMO. JLC Form 28 may be submitted with the JLC Forms 27 and 44, if the repairables can be identified at this time. The MISMO screens the information submitted on the forms and submits the package to JDMAG for study.

1 The MISMO provides copies of all introduction packages to the Hardware Systems Command (HSC) MISOs. The MISOs determine depot support interest and validate Service user information. Any HSC with a known organic or contract capability and capacity should notify the Navy MISMO.

2 If JDMAG requests candidate depots, that request must be answered by the Navy MISMO. The MISMO coordinates response with the Navy MISOs to recommend the Navy depot selected to participate in the study.

a Requests by Navy depots for consideration as candidates must be processed through their MISO to ensure command coordination.

b If there are multiple Navy depot proposals, the Navy MISMO will evaluate these proposals and may recommend only one Navy depot to compete with the other Services' depots for the workload.

3 Responses to joint Service DSOR recommendations will be made by the MISMO after coordination with the MISOs. The MISOs are responsible for internal coordina-

tion within their command before providing concurrence or comments on that recommendation to the MISMO.

4 Any nonconcurrences on a recommendation will be submitted to the MISMO in writing and will include adequate justification for nonconcurrence.

5 If the Navy is involved in implementing the DSOR decision, the Navy MISMO notifies the Navy MISOs and requests the involved MISO(s) to implement. The Navy MISMO will provide the Navy MISOs information copies of all joint Service decisions.

(c) For Directed Contract:

1 The SYSCOM MISO will identify by letter to the MISMO any systems for which commercial depot support has been directed by a level of authority higher than the SYSCOM. Supporting documentation of this requirement will be provided with the letter.

2 The Navy MISMO will acknowledge this requirement in writing to the other MISMOs and provide an information copy to JDMAG and the Navy MISOs.

(d) For Service Competitions:

1 The SYSCOM MISO or business planners will identify in writing to the MISMO any systems/equipment/items that will undergo competition (public-public or public-private). These will be identified as soon as the system/equipment/item is identified as a competition candidate.

2 The results of the competition will be provided to the MISO and the MISMO with information relating to the Source of Repair, repairables, and the method of implementation. The MISMO will notify JDMAG and the other MISMOs of the competition results.

(e) For Service Assignment/Retention. SYSCOMs must conduct a critical review of their programs for potential interservicing before initiating the process to retain the workload within the Navy's organic structure.

1 The SYSCOM MISOs will verify that the system/equipment/item meets the criteria for retention, before identifying the retention candidate to the MISMO. MISOs must submit JLC Forms 27, 28, and 44, and provide written justification for retention to the MISMO.

2 The MISMO will submit the package to the Navy JG-DM member for approval and submittal to the JG-DM for concurrence.

b. Candidate Depot Nominations.

(1) Requests for nominations will be submitted in writing to the MISMO via the SYSCOM MISO. The SYSCOM MISOs will submit only one candidate to participate in the study, i.e., a single DSOR per individual repairable.

(2) All requests for candidate nominations which cross SYSCOM or Service lines will be coordinated in advance with the MISO for that depot's managing command. Evidence of advance coordination and approval for the nomination will be documented in the request.

c. Implementing DSOR Decisions. Upon notification of the joint Service DSOR decision, SYSCOM/NAVICP MISOs will:

(1) Provide DSOR implementation plans to the Navy MISMO.

(2) As required to support the DSOR decision and implementation, and in accordance with NAVSUPINST 4790.7,

(a) Load the DSOR codes or cause the DSOR codes to be loaded in relevant logistics data bases.

(b) Take appropriate cataloging actions or cause appropriate cataloging actions to be taken.

(3) Initiate tracking of DSOR decision implementation.

d. DMISAs. A copy of the signed DMISA, where the Navy is the Principal or Agent, will be provided to the Navy MISMO.

B-5. References:

a. SECNAVINST 5400.15A, Department of the Navy Research, Development and Acquisition, and Associated Life Cycle Management Responsibilities of 26 May 1995.

b. NAVSUPINST 4790.7, Wholesale Inventory Management and Logistics Support of Multiservice Used Nonconsumable Items of 27 April 1990.

B-6. JLC Forms. An initial package of the JLC Forms prescribed here and in the basic document will be provided by separate distribution to the Navy HSC MISOs. Local reproduction is authorized. A set of masters will be maintained by the MISMO.

ATTACHMENT 1

**FUNCTIONS OF THE MAINTENANCE INTERSERVICE COORDINATING OFFICE
(MICO)**

1. Organization. Commanding Officers of the SYSCOM industrial activities will ensure that MICOs may effectively support the interservicing program. MICOs will be:

a. organizationally located to coordinate requirements across various lines of management;

b. adequately staffed to perform assigned duties and responsibilities;

2. Functions. The MICO shall perform the functions detailed under each intra-/interservice program and related support categories, as follows:

a. Intra-/Interservice Program Management and Staff Support.

(1) Serve as the MICO and central point of contact with responsibility for developing and directing a comprehensive depot maintenance intra- and interservicing program.

(2) Develop internal instructions and procedures and recommend policy for all depot maintenance intra-/interservicing support matters pertaining to the depot maintenance intra-servicing and interservicing program.

(3) Provide staffing functions for the SYSCOM MISO relative to correspondence and inquiries regarding matters pertaining to the depot maintenance intra-/interservicing program.

b. Workload Planning and Programming.

(1) Assess the impact of intra-/interservicing policies and decisions on the capability and capacity of the industrial facility to support assigned and projected workloads.

(2) Ensure that capability exists for the performance of a particular intra-/interservicing workload, and that the capacity of the industrial facility is not exceeded.

(3) Assist the SYSCOM MISO by coordinating industrial facility efforts to accomplish the transition of assigned workloads and logistics support elements to designated Agent activities.

(4) Provide input into SYSCOM plans, insofar as impacts are foreseen, resulting from intra-/interservicing program decisions.

c. DMI Study and DSOR Decision Involvement.

(1) Coordinate the development of the Depot Support Proposal package as part of the DMI study process.

(2) Coordinate and encourage initiation of implementation plans for DSOR decisions when the MICO's industrial activity is the DSOR.

d. Depot Maintenance Interservice Support Agreements (DMISA) Support.

(1) Represent or assist the SYSCOM MISO with DMISA negotiations when that SYSCOM is designated as the Agent to perform work for another SYSCOM or Service and the MICO's industrial activity is the DSOR.

(2) Coordinate efforts of the involved departments at the MICO's industrial facility for the negotiation, implementation, and accomplishment of DMISAs in matters of, but not limited to, man-hour rates, funding, schedules, capacity, and production status reporting.

(3) Assure the presence, validity, and updating of required technical documentation in exhibits attached to DMISAs which involve the MICO's industrial facility when the SYSCOM is the Agent.

e. Travel.

(1) Travel is often necessary to represent the respective industrial activity during DMISA negotiations and periodic review meetings.

(2) Travel is occasionally required to attend DSOR reviews and joint interservice meetings or conferences.

f. Maintenance of Files and Submission of Reports.

(1) Establish and maintain a file of DMISAs where the SYSCOM is the Agent and the MICO's industrial facility is the DSOR.

(2) Submit the monthly production status report, in conformance with applicable DMISAs, within 10 calendar days following the end of each month.

(3) Respond to data calls on intra-/interservice workloads projected or completed by the SYSCOM's industrial facility.

APPENDIX C
AIR FORCE IMPLEMENTING INSTRUCTIONS

C-1. Purpose.

a. This appendix implements the oversight of depot level maintenance activities policy as outlined in AFPD 21-1, Managing Aerospace Equipment Maintenance. This appendix prescribes AFMC policies and procedures for implementing the Joint Logistics Commander's (JLC) Joint Depot Maintenance (JDM) Program. It delineates guidelines and responsibilities to enhance operational readiness and logistics support of materiel/systems through timely and cost effective assignment of depot level maintenance (DLM) responsibilities.

b. Conditions:

(1) These guidelines do not prohibit the introduction of a system or item for a depot maintenance interservice (DMI) review and subsequent depot source of repair (SOR) assignment that is below the investment threshold specified in the basic regulation when there is a probability that investment costs can be avoided, or it can be determined that interservicing may be in the Services' best interest. Before placing any depot maintenance workload on contract each Air Logistics Center (ALC) must explore the interservicing potential with other Services and agencies.

(2) Depot SOR decisions for Air Force system and item acquisitions or modifications will not preclude the need for complying with the requirements of AFMCI 21-xxx, Depot Maintenance Business Planning, in cases where the Air Force is the designated SOR.

C-2. Policy. It is Air Force policy to utilize and provide interservice depot maintenance support to the maximum extent possible commensurate with the efficient and effective utilization of the Air Force's depot maintenance infrastructure and effective support to our customers.

C-3. Responsibilities. The following are not to be construed as the total interservice responsibilities required by each organization.

a. HQ AFMC Director of Logistics (LG). Serves as the Air Force member of the Joint Group on Depot Maintenance (JG-DM). The JG-DM has been chartered by the Joint Logistics Commanders (JLC) to direct the activities of the Joint Depot Maintenance (JDM) Program and to ensure that the Department of Defense (DoD) depot maintenance base can effectively support the operating forces in both peacetime and wartime, to assure consistent interpretation and execution of joint depot maintenance policies, and to foster information exchange across Service lines.

(1) Depot Maintenance Division (LGP). Serves as the Air Force Maintenance Interservice Support Management Office (MISMO). The MISMO implements and manages the JDM Program within the Air Force. The MISMO coordinates and oversees all JDM issues and activities within the Air Force. Through the Interservice Branch (LGPY), the MISMO manages the DMI review program and depot SOR assignments, and coordinates all JG-DM activities.

(2) Interservice Branch (LGPY).

(a) Performs the following DMI review functions (see basic regulation):

1 Preintroductory analyses of DMI review candidates to ensure that the candidate meets the criteria for DMI review, that the data is complete, and that the type of review proposed (Directed depot SOR, Service Workload Competition, MISMO Review, or Joint Depot Maintenance Activities Group (JDMAG) DMI Study) is appropriate and justified.

2 Validates the source of repair assignment process (SORAP).

3 Determines the Air Force technology repair center (TRC) for Air Force DMI study introductions and for other Service DMI study introductions if the Air Force will nominate a candidate depot for the study (AFMCI 21-xxx).

4 Submits Air Force introductions for DMI review and subsequent depot SOR assignment to JDMAG and the other Service MISMOs.

5 Receives other Service MISMO Review depot SOR recommendations and JDMAG DMI Study recommendations and staffs them with appropriate AFMC and other Air Force commands, activities, and offices, as necessary. Submits the Air Force concurrence or nonconcurrence to JDMAG upon receipt of staffing comments.

6 Receives the joint Service depot SOR assignment decision. Notifies the HQ AFMC Directorate of Plans (XP) for inclusion of the decision in the AFMC Program Management Directive (PMD). Disseminates the decision within the Air Force for implementation.

7 Tracks implementation of interservice depot maintenance decisions and reports progress, through HQ AFMC/LGP, to JDMAG in response to periodic data calls, or as status changes (see basic regulation).

(b) Establishes and maintains contact with the Directorate of Resources Management (DR), Center MISOs, and system program directors (SPD) to identify and ensure timely introduction of weapon systems and equipment for DMI review and subsequent depot SOR assignment.

(c) Develops, manages, and implements AFMC policy on the Depot Maintenance Interservice Support Agreement (DMISA).

(d) Maintains a complete file of interservice depot maintenance agreements, along with related correspondence, through the life of the agreements.

(e) Manages the HQ AFMC/LG interservice depot maintenance workload program for the current and budget years.

(f) Establishes reporting procedures, including formats, for interservice depot maintenance workload visibility.

(g) Ensures the Interservice Material Accounting and Control System (IMACS) is implemented at each ALC as prescribed in the IMACS Master Schedule.

(h) Provides membership to interservice workload seminars and conferences, as needed.

(3) Modernization Branch (LGPE). Represents AFMC on the joint military construction review initiative which reviews depot maintenance military construction programs (MCP) in compliance with DoD 7000.14-R, Volume 2B, "Budget Presentation and Formulation."

(4) Workload Management Branch (LGPW). Represents AFMC on the joint performance measurement initiative which is developing comparable, consistent, and accurate indicators of depot maintenance performance.

b. Directorate of Plans (XP) Infrastructure Planning Division (XPX). Provides program management directives (PMD) to HQ AFMC/LGP for review and comment.

c. Directorate of Financial Management and Comptroller (FM). Provides a representative to the joint depot maintenance cost comparability initiative.

d. Directorate of Engineering and Technology (EN). Represents AFMC on the joint technology exchange initiative which facilitates the interchange of technology information bearing on depot maintenance across the Military Services, the Defense Logistics Agency (DLA), and as appropriate, the private sector.

e. Air Logistics Centers.

(1) ALC commanders, or their designated representative, will approve each DMISA for workloads which the ALC manages and the ALC will be the Principal, and will approve each DMISA for workloads for which the ALC will be the Agent.

(2) Directorate of Logistics Management (LG). The MISO function within each ALC will be established and maintained within LG. ALC MISO responsibilities include:

(a) Review of new acquisitions and other workloads identified and submitted for DMI review from within the ALC. Submit valid candidates to HQ AFMC/LGPY.

(b) Conduct local workload studies.

(c) Assign Depot Maintenance Interservice Support Agreement (DMISA) numbers for those in which the ALC will be the Agent.

(d) Coordinate the development or review of DMISAs and represent the ALC in negotiations when the ALC is either the Principal or the Agent. Upon full implementation of the IMACS, its use for DMISA development, negotiation, management, and production reporting will be mandatory. Each MISO will determine who needs access and at what level (refer to Security Requirements in the IMACS Users Manual) at their center. In order to maintain adequate system response times, user access should be restricted to those personnel who actively participate in DMISAs on a routine basis.

(e) Manage all DMISAs as the OPR in which the ALC is either Principal or Agent.

(f) Ensure ALC Principals and Agents are notified within the prescribed time-frame when the DMISA must be terminated. Upon termination of a DMISA, a copy of pertinent documents (i.e., correspondence, Periodic Review Sheet, Termination Checklist, DMISA, etc.) will be provided to HQ AFMC/LGP in hardcopy or softcopy (PC readable) format.

(g) Maintain a complete file of all depot maintenance interservice support agreements in which the ALC is either a Principal or Agent.

(h) Prepare and submit the Depot Maintenance Interservice Support Long Range Plan Report, RCS: MTC-LG(Q)7404.

(3) Defense Finance Accounting Service (DFAS) is the office of primary responsibility (OPR) for accounting and, as such, ensures billing requirements of the DMISA are accomplished. Directorate of Logistics Management (LG) is the office of corollary responsibility (OCR) to the MISO for DMISA accounting and billing issues. LG Directorate will receive a copy of all interservice depot maintenance agreements per AFI 65-60V1 and maintain a file at the ALC where negotiated or at base level.

(4) LG Directorate is the OPR for review and processing of outgoing Project Orders (PO)/Military Interdepartmental Purchase Requests (MIPR) when the ALC is the Principal. Ensures LG Directorate coordination, where required, during PO/MIPR processing.

(5) System Program Directors (SPD), System Support Directors (SSD), Item Managers (IM), Program Group Managers (PGM), Material Group Managers (MGM), and System Support Managers (SSM). The SPD (program manager) assigned for AFMC managed acquisition or modification programs, the SSD, IM, PGM, MGM, and/or SSM, as appropriate, will be responsible for the following actions:

(a) Identify new acquisitions with depot maintenance requirements or other workloads meeting the criteria for DMI study defined in the basic regulation and prepare and submit the necessary Joint Logistics Commanders (JLC) forms and other data to HQ AFMC/LGPY through the ALC MISO to initiate the DMI review.

(b) Develop the workload, program, and technical requirements for the draft DMISA when the ALC will be the Principal and coordinate the requirements with the ALC MISO.

(6) Maintenance Managers. Identify workloads for which the depot maintenance capability must be expanded and which meet the criteria for DMI study defined in the basic regulation to HQ AFMC/LGPY via the ALC MISO.

(7) ALC/Air Base Wing (ABW/LGS) (when the ALC is the Agent):

(a) Participates in DMISA negotiations to determine the support that can be accomplished within the limits of existing systems.

(b) Submits supply-related reports to the Product Directorates as required by each DMISA.

(8) ALC/Product Directorates (when the ALC is the Agent):

(a) Participate in the development or review of DMISAs and represent the ALC in negotiations when requested by the ALC MISO.

(b) Ensure the conditions of performance for interservice depot maintenance agreements are met.

(c) Ensure serialized control, when required by customer request, is according to AFI 23-101, Vol. IX.

(d) Submit all maintenance-related reports as required by each DMISA.

(e) Are the OCR to the MISO for maintenance.

(f) Ensure SOR activities, when not collocated with the Agent ALC, meet the conditions of performance for interservice depot maintenance agreements.

f. Product Centers:

(1) Provide policy and guidance to their respective program and project offices.

(2) Establish an office to serve as the Product Center MISO. Product Center MISO responsibilities include:

(a) Review Product Center programs and projects to identify new acquisitions which meet the criteria for DMI review and ensure they are submitted to HQ AFMC/LGPY at the appropriate milestone.

31 MARCH 1999

(b) Provide advice and assistance to program and project offices in preparing necessary JLC forms and other data required for DMI studies.

(3) Program and project offices will:

(a) Designate a focal point to coordinate timely submission of systems and equipment for DMI study and subsequent depot SOR assignments and to coordinate submission of data required by HQ AFMC/LGPY and JDMAG.

(b) Ensure that DMI study introductory information (JLC Forms 27 and 44) are submitted to HQ AFMC/LGPY through the Product Center MISO. When depot maintenance concepts have not yet been finalized at the required introductory milestone (Engineering and Manufacturing Development (EMD) phase contract award), the program or project will be considered a potential DMI candidate and submitted to HQ AFMC/LGPY accordingly.

(c) Ensure that significant DMI review milestones are included in the integrated logistics support plan (ILSP). Milestones will include the program direction date, DMI review introduction (JLC Forms 27 and 44 submission) date, DMI study supporting data (JLC Forms 28-32 and technical data) availability date, and depot SOR assignment decision requirement date.

(d) Ensure that data elements required for DMI study are included in the logistics support analysis record (LSAR) or other program data base; and that required engineering data such as drawings, specifications, and computer programs (including appropriate availability schedules) are included in contract requirements. Provide the required data elements to JDMAG.

(e) Ensure that contractors' submission of depot level support equipment recommendation data (SERD) and technical order (TO) recommendations (contractor furnished equipment notices) are coordinated and integrated in consonance with the DMI review and depot SOR assignment decision process.

(f) In coordination with the SPD, ensure that AFMC accomplishes the necessary programming and budgeting actions for interim contractor support (ICS), if required, to accommodate the DMI study and depot SOR assignment decision process and the achievement of an organic depot level support capability, if specified by the SORAP.

(g) Establish and maintain a complete and current file of all DMI candidates (JLC Form 27) within the respective systems.

(h) Ensure complete coordination and integration of the decisions made under AFMCI 21-xxx and AFMCI 21-101.

C-4. Procedures.

a. An initial package of the JLC forms prescribed in this publication will be provided to each ALC and Product Center's Forms Management office. Requiring activities should requisition JLC forms from the local Publishing Distribution Office (PDO).

b. Service Assignment or Retention of Workloads (see basic regulation). Proposals to retain or assign a depot maintenance workload within the Air Force without the DMI study will be staffed to the Air Force JG-DM member (HQ AFMC/LG) via the MISMO (HQ AFMC/LGP). The Air Force JG-DM member will advise the JG-DM of the planned action.

c. Limitation on Depot Maintenance Support Investments (see basic regulation). Funds will not be committed to establish a capability within the Air Force prior to the DMI study/joint Service decision.

d. Interim Contract Support (ICS) (see basic regulation). Contractor depot level maintenance required for support of engineering development, preproduction equipment, testing programs, or for interim contractor support (ICS) is not considered an assignment of depot maintenance responsibility because of its interim nature. The existence of an interim capability does not preclude the requirement for the DMI review and joint Service assignment.

e. Processing DMI Review Candidates (see basic regulation):

(1) AFMC organizations acquiring new systems or equipment or managing existing workloads which meet the criteria for DMI review will identify DMI review candidates by completing and submitting JLC Forms 27 and 44 to the ALC or Product Center MISO.

(2) ALC and Product Center MISOs forward valid DMI review candidates to HQ AFMC/LGPY.

(3) HQ AFMC/LGPY will assign a project officer to each DMI review candidate received. The DMI project officer will request, from the program office, SPD, SSD, IM, maintenance manager, MISO, PGM, MGM, and/or SSM, as appropriate, information necessary to perform a pre-introductory analysis or information which is needed for inclusion with the DMI review introduction. HQ AFMC/LGPY will:

(a) Determine the type of DMI review which should be performed: Directed DSOR, Service Workload Competition, MISMO Review, or JDMAG DMI Study.

(b) Directed DSOR and Service Workload Competition reviews should be submitted to JDMAG for recording, with a copy to the other Service MISMOs for information.

(c) MISMO Reviews proposed by the Air Force should be submitted to JDMAG for recording and to the other Service MISMOs for concurrence.

(d) JDMAG DMI Studies should be submitted to JDMAG, with a copy to the other Service MISMOs for information.

(e) Advise the initiating organization (program office, SPD, SSD, IM, MISO, PGM, and/or MGM).

(f) Advise the managing ALC MISO, if different from the initiating organization.

(4) In response, JDMAG will identify the DMI study number and its project officer assigned to HQ AFMC/LGPY. JDMAG may also identify additional data requirements to the program office and coordinate delivery of that data and program milestones to ensure the study can be completed prior to the depot SOR decision need date. In the event of a conflict, HQ AFMC/LGPY will be requested to assist in resolution.

(5) The JDMAG will identify data deficiencies and DMI review/program milestone incompatibilities to the program office and HQ AFMC/LGPY. Responsibility for resolution rests with the program manager.

(6) Upon receipt of another Service's MISMO Review or of a JDMAG DMI Study recommendation, HQ AFMC/LGPY will staff the recommended depot SOR assignment within the Air Force, as appropriate. Forty-five days (from the date of the MISMO Review or JDMAG DMI Study letter/memorandum) are permitted for this process. HQ AFMC/LGPY will submit concurrences or nonconcurrences, with rationale/justification, to JDMAG.

(7) Within 15 days of receipt of concurrences from the four Services, JDMAG will release the joint Service decision to the Service MISMOs. In event of a nonconcurrency, JDMAG will reconcile the nonconcurrency if possible. Otherwise, JDMAG will refer the issue to the JG-DM for resolution.

f. Implementing the Joint Service Depot Source of Repair Decision (see basic regulation):

(1) Following receipt of the joint Service decision, HQ AFMC/LGPY will notify the appropriate Air Force organizations and request the MISO develop a plan for implementing the decision. The implementation plan is required to be submitted to HQ AFMC/LGPY within 90 days of the decision. The implementation plan is evolutionary and will be maintained current until repairable assets are inducted for repair and serviceable assets are shipped to the Principal. Periodic reporting of milestone achievement will be submitted to HQ AFMC/LGPY for tracking purposes.

(2) The assigned HQ AFMC/LGPY project officer will track implementation of the decision. A tracking system will be established, slips or delays identified, and any necessary action required of HQ AFMC/LGPY initiated. Other required actions will be identified to the responsible office.

(3) If an interservice agreement is necessary, the appropriate ALC MISO representation will be provided for planning groups/teams, conferences, reviews, negotiations, etc.

(4) The IM will file and maintain the proper support codes in the Defense Logistics Information Service (DLIS) files. If the Air Force is the Principal in an interservice agreement, the IM must contact the Agent as soon as possible after receipt of the HQ AFMC/LG decision letter and establish initial plans for eventual interservice support negotiations. If support is to be

31 MARCH 1999

provided by a Nonconsumable Item Material Support Code (NIMSC) 5, HQ AFMC/LGPY should be notified of such plans and, when requested, provided a copy of JLC Form 16, Certificate of Usability, verifying action taken.

(5) If the Air Force is designated as Agent in an interservice agreement, the Agent ALC MISO will be notified by HQ AFMC/LGP and should contact the appropriate program office and the Principal to identify points of contact by name, phone number, and office symbol. If any delay in negotiating interservice support is encountered, HQ AFMC/LGPY should be informed immediately.

(6) As the ALC focal point for DMI, the MISO is responsible for maintaining cognizance of the implementation of DMI decisions that affect the ALC. The MISO is responsible for ensuring that the actions listed in (4) and (5) above occur in a timely manner, and for developing and maintaining the plan identified in (4) above.

(7) The initial plan identified in (4) above should include the depot maintenance activation and implementation plans. The SPD and the Maintenance Activation Planning Team (MAPT) will jointly develop a network analysis and schedule from the implementation plans.

(8) Each ALC commander will ensure procedures for reporting workload shifts and new starts outlined in AFMCI 21-xxx are complied with before any formal DMISA negotiations are started.

(9) Workloads which will be supported by interservice sources will be managed under a DMISA except those to be supported under NIMSC 5 arrangements or by Memorandum of Agreement (see criteria in paragraph C-4f(10), below). The instructions and format provided in Appendix F, will be followed at the ALC in the preparation and format review of all DMISAs. The MISO is responsible for the accuracy and completeness of the DMISA.

(a) Air Force Acting as Principal:

1 ALC/LG Directorate will ensure coordination from concerned directorates at the ALC is obtained. ALC/LG Directorate or production manager, as appropriate, will ensure investment IMs of items being repaired on the DMISA are advised.

2 The DMISA will contain provision for mishap reporting in Exhibit XI, Safety. All safety-related messages and reports are prepared according to AFI 91-204. Telephone reporting (OPREP-3) will comply with the procedure outlined in JCS Pub No. 6, Volume 2, PT 12.

3 Exhibit IV of the DMISA, in all cases when Air Force is Principal, will contain projected requirements necessary to support the Principal's mobilization plan. The exhibit will display, by month, the mobilization (war) requirements for the items in units. If no requirement is identified, a statement to that effect is made part of the exhibit. NOTE: Repair of prestocked or other war reserve materiel (WRM) requirements is deferred unless prior approval has been granted by HQ AFMC/DRIW.

31 MARCH 1999

4 If foreign military sales (FMS), place appropriate marginal annotation (N/A, etc.) where applicable in the DMISA document, particularly paragraph 9c, last line. All charges must be applied to FMS customers.

5 ALC/LG Directorate will have the DMISA approved/signed by the ALC commander or designated representative.

(b) Air Force Acting as Agent:

1 When another Service/agency, as the Principal, approves a DMISA, the DMISA will be forwarded to ALC/LG Directorate at the appropriate Agent ALC.

2 ALC/LG Directorate will ensure the DMISA is coordinated with the appropriate Directorates at the ALC to ensure the DMISA agrees with applicable directives including FMS guidance and the original negotiation conducted with the concerned Service/agency. If conflicts arise, ALC/LG Directorate consults with the appropriate Product Directorates and resolves the differences with the concerned Service/agency, coordinating changes through the MISO.

3 After approval/signature by the ALC commander, or a designated representative, a copy of the DMISA is forwarded to HQ AFMC/LGP.

4 Guidance for providing FMS support is in Appendix F, paragraph 6b(11). Services provided should be at no cost to the Air Force or the Government.

5 SOR facilities, when different from the Agent, will assist in DMISA negotiation as required, receive requirements from the Agent, and keep the Agent apprised of production goals and problems. Reporting responsibilities will be fulfilled in a timely manner.

(c) DMISA Number. ALC/LG Directorate will ensure all MIPR amendments and project orders (PO) forwarded to another Service, government department, or agency include the applicable DMISA number. ALC/LG Directorate will also ensure copies of all DMISA amendments/changes/revised exhibits resulting from semiannual/annual reviews are distributed per original distribution list.

(10) DMISA Alternative - Memorandum of Agreement (MOA). All non-Air Force or non-foreign military workloads consisting of a maximum 5200 hours in a single year, or non-recurring one-time workloads may be documented by MOA rather than DMISA if participants agree. Instances when hours exceed the limits here or other factors will be referred to HQ AFMC/LGP for approval. MOA format will be similar to that of the DMISA, using only pertinent sections. Delete non-applicable paragraphs, but remaining paragraphs will not be re-sequenced. For MOAs where AFMC is a participant, the standard DMISA numbering system will be used, except that in the 12th position, insert alpha "M" (for memorandum). (This will not create any problem since an "M" amendment won't normally occur.) Workload documented by MOA will be included in Formats 1 through 4 of the MTC-LG(Q)7404 report.

(11) Rate Stabilization. Industrial Fund sales prices are subject to the Department of Defense (DoD) Rate Stabilization Program. This program requires the fixing or freezing of prices to be charged to customers during an operating period, as outlined in AFMCI 21-111 and DoD 7000.14-R, Volume 11B, Chapter 63.

(12) Investment Spares:

(a) DD Form 1348-1, Single Line Item Release/Receipt Document, will be completed per Military Standard Requisitioning and Issuing Procedures (MILSTRIP) for all parts requisitions, using project codes appropriate for the various Services, in blocks 57 through 59. Air Force will negotiate a separate support plan for peculiar investment items, whether as Agent or as Principal, per Appendix F.

(b) Common investment items will normally be provided by the repairing Service. If the repairing Service requisitions common items from another Service, such issues will be reimbursable. Billing will use Standard Form 1080, Voucher for Transfers Between Appropriations and/or Funds, procedures as prescribed in Appendix F.

(13) Expense items. Any economic order quantity (EOQ) expenses items (ERRC "N" or "P") requisitioned from the Air Force will be on a reimbursable basis using MILSTRIP).

(14) Foreign Military Sales (FMS). DMISAs should be marked at the time of origin to identify FMS application. Exhibits I, II, and III should be clearly marked at the top. The title name of the document should also note FMS application in bold print.

(a) Asset use charges must be considered when determining costs. Fixed price cannot be ascertained definitely because use charges are determined as a percentage of other actual cost. For added guidance see DoD 5105.38-M and AFM 67-1, Vol. IX, Table 803-2 Matrix for Surcharges.

(b) Temporary Work Request (AFMC Form 206) will be prepared.

(c) Letter of Offer - Asset Use Charge. See AFM 67-1.

(d) Breakout of FMS requirements must be assigned separate PCN by FML.

C-5. Reporting.

a. Miscellaneous reporting - see Appendix F. References to reporting in this appendix do not constitute reporting authority except for those authorized by assignment of a reports control symbol (RCS). Specific reporting requirements will be prescribed and authorized in accordance with AFI 37-124, Chapter 2.

b. Depot Maintenance Interservice Support Long Range Plan, RCS: MTC-LG(Q)7404.

(1) ALC/LG Directorate will prepare this interservice workload plan according to Attachment 1; however, forms won't be established. Forward the RCS: MTC-LG(Q)7404 report to arrive at HQ AFMC/LGP not later than the last day of the month following the end of a fiscal quarter; that is, 31 January, 30 April, 31 July, and 31 October.

(2) Workload variances exceeding 10 percent or \$3,500, whichever is greater, in a single quarter between the present and previous report should be explained in footnote entries on the bottom of applicable Formats 1 and 2 (Atch 1). The fourth-quarter report should include total year-end productions. However, any production not included due to late receipt of data should be added and explained in a footnote entry on Format 1 for the following fiscal year first-quarter report, so that records may be adjusted.

(3) A summary of workload trends should be explained in the cover letter accompanying the plan/report.

(4) Work performed under Retail Agreements such as interservice support between field activities (e.g., bases, posts, stations, installation) of the DoD components and other agencies of the Federal Government, will not be included on the report unless identified by a DMISA number.

c. When workload offered cannot be accepted by the Air Force as Agent during, or subsequent to, DMISA negotiation, or conversely, if another Service as Agent cannot accept Air Force workload, HQ AFMC/LGP must be notified, along with supporting justification. Workload imbalances must be minimized, while realizing that all Services operate within constrained manpower authorizations.

C-6. References:

- a. DoD 4000.19-R, Defense Regional Interservice Support (DRIS) Regulation
- b. DoD 5105.38-M, Security Assistance Management Manual
- c. DoD 7290.3-M, Foreign Military Sales Finance and Accounting
- d. DoD 7000.14-R, Security Assistance Policy and Procedure, Volume 15
- e. JCS Pub 1-02, Department of Defense Dictionary of Military and Associated Terms
- f. JCS Pub 6V2PT12, Joint Reporting Structure
- g. AFI 37-124, The Information Collections and Reports Management Program: Controlling Internal, Public, and Interagency Air Force Information Collections

31 MARCH 1999

- h. AFR 26-1, Manpower Policies and Procedures (AFI 38-201 Pending)
- i. AFR 127-4, Investigating and Reporting U.S. Air Force Mishaps (AFI 91-204 Pending)
- j. AFI 65-501, USAF Budget Policies and Procedures (Pending)
- k. AFM 67-1, USAF Supply Manual
- l. AFMCI 21-101, Depot Maintenance Activation Planning (DMAP)
- m. AFMCI 21-111, Depot Maintenance Business Area (DMBA) Financial Operating Procedures
- n. AFMCI 21-xxx, Depot Maintenance Business Planning
- o. AFMCR 66-8, Contract Maintenance Program
- p. AFMCR 66-60, Operational Workload Control
- q. AFMCR 170-10, Depot Maintenance Service, Air Force Industrial Fund (DMS, AFIF) Financial Procedures

31 MARCH 1999

ATTACHMENT 1

**DEPOT MAINTENANCE INTERSERVICE SUPPORT LONG RANGE PLAN
(RCS: MTC-LG(Q)7404)**

Instructions for Format Preparation:

Basically, this plan is composed of requirements covering the total Air Force, Navy, Army, and other Defense agencies involved in the DMI program. Each format will be prepared according to the following guidelines:

- a. Current year requirements should reflect the funded requirements, with actual production for the quarter preceding the report date.
- b. The 4 projected years should reflect computed requirements, regardless of the funding level.
- c. Man-hours cited will reflect the direct product actual hours expended or projected.
- d. Dollars cited will reflect the cost incurred or projected, based upon the specified sales rate. Investment material costs are excluded.
- e. Include Marine Corps workloads with Navy workload planning.
- f. Organic is defined in JCS Pub 1 as "assigned to and forming an essential part of a military organization."
- g. Use plain bond paper for this plan.
- h. Branch, section, etc. data will be consolidated by the office before final submittal to HQ AFMC.

Note: Once Interservice Material Accounting and Control System (IMACS) is fully operational it will have the ability to generate this report.

31 MARCH 1999

**FORMAT 1
(Current Fiscal Year)**

This format represents the current fiscal year depot maintenance interservice support effort expressed in both hours and dollars (thousands). The sort for this format is by Agent: Air Force, Army, Navy, Other; ALC will consolidate data as received from branches/divisions for each Agent. The quarters preceding the report date will reflect actual accomplishment. Separate forms will be submitted for organic and for contract.

Explanation of Format:

<u>Columnar Heading</u>	<u>Remarks</u>
DMISA	Include the DMISA number (Agent's acceptance number).
MOA	Include the method of accomplishing the work - contract or organic.
WBS	Workload Breakdown Structure category code - For each DMISA entry, use WBS codes identified in DOD 7000.14-R, Vol 6, Chapter 14, Addendum 4.
Facility	State the location of the work accomplished. Separate line entries will be required when the work is accomplished at more than one facility.
Actual Hours/ Dollars (000)	Express the workload in hours, broken out by fiscal year, quarter, and total. When dollar amounts are not known, an estimate will be made on best information available.
Total	Summarize hours and dollars broken out by fiscal year, quarter, and total.

**FORMAT 2
(Four Outyear Projection)**

This format represents the 4 outyear projections for depot maintenance interservice support expressed in both hours and dollars (thousands). The sort is by Agent, as in Format 1. Columnar headings at the top of the page will be the 4 outyears. Separate forms will be submitted for organic and for contract.

Explanation of Format - See Format 1 above.

**FORMAT 3
(Man-Hour Summary)**

This format is a summarization of Formats 1 and 2 expressed in man-hours. Separate formats will be submitted for organic and for contract man-hour summaries.

Explanation of Format:

<u>Columnar Heading</u>	<u>Remarks</u>
Agent	Air Force, Navy, Army, and Other, listed in order (consolidate on same page per sample format).
Principal	Navy, Army, Others, and Air Force listed in order.
Current Year	A summary in man-hours broken out by fiscal year, quarter, and total.
Projected Years	A summary in man-hours broken out by fiscal year.
Man-Hour Total	Summary of workload performed by the Air Force as Agent, and for Air Force as Principal for the current year and 4 projected years.

**FORMAT 4
(Dollar Summary)**

This format is a summary of Formats 1 and 2 expressed in dollars (thousands). Separate formats will be submitted for organic and contract dollar summaries.

Explanation of Format - Similar to that for man-hour summary (Format 3 above).

APPENDIX D
MARINE CORPS IMPLEMENTING INSTRUCTIONS

D-1. Purpose. This appendix establishes Marine Corps policies and procedures for implementing the Joint Logistics Commanders' Depot Joint Depot Maintenance (JDM) Regulation. It delineates specific guidelines and responsibilities to enhance operational readiness and logistics support of systems/equipment through timely and cost-effective assignments of depot level maintenance responsibilities.

D-2. Policy. It is Marine Corps policy to utilize and provide depot maintenance interservice support to the maximum extent possible consistent with efficient and effective utilization of Marine Corps depot maintenance facilities in support to the operating forces. All systems, equipment, or components adopted for Marine Corps procurement requiring depot maintenance support will be evaluated for interservice support potential.

D-3. Responsibilities.

a. Commander, Marine Corps Logistics Bases.

(1) General. The overall responsibility within the Marine Corps for management of the JDM Program is assigned to the Commander, Marine Corps Logistics Bases. Management of the JDM Program is assigned to the Maintenance Interservice Support Management Office (MISMO) (Code G320). The MISMO is supported by various staff principals within the Marine Corps System Command, Headquarters, Marine Corps (Code LPP-3) and elements of Marine Corps Logistics Bases (MARCORLOGBASES) Albany and Barstow, who have functional responsibilities in the JDM program as depicted by Figures D-1 and D-2. Specific responsibilities are outlined as follows:

(a) The MISMO will:

1 Provide principal staff support to the Marine Corps member of the JG-DM.

2 Provide overall policy, guidance, and coordination to the Joint Depot Maintenance Activities Group (JDMAG) for accomplishment of its assigned taskings.

3 Provide JDM program guidance and council to the JDMAG on a frequent basis for accomplishment of necessary coordination and resolution of routine problems.

4 Ensure that Marine Corps long-range acquisition and depot maintenance plans and programs are submitted to JDMAG for analysis.

5 Ensure that major achievements and unresolved issues are included in the agenda for JG-DMI meetings.

6 Provide overall program management policy direction and coordination for the Marine Corps JDM program.

7 Provide policy formulation, interpretation, and guidance and procedures concerning implementation of the JDM program.

8 Provide staff assistance by presenting JDM program progress and issues which require higher-level resolution to the Marine Corps JG-DM member.

9 Review JLC Forms 27, 28, and 44 submitted by Acquisition Project Officers (APO) via the MARCORLOGBASES Maintenance Interservice Support Office (MISO) and initiate a request for depot maintenance interservice (DMI) study and depot source of repair (DSOR) assignment by forwarding JLC Forms 27 and 44 to JDMAG for items meeting the criteria for DMI study.

10 Assess the impact of JDMAG's DSOR recommendations on the Marine Corps' support posture, staff through the MISO and cognizant APO, and provide concurrence/nonconcurrence to the JDMAG.

11 Announce approved DSOR assignment decisions to the MISO, APO, and MARCORLOGBASES Albany and Barstow, and coordinate decision implementation with the MISO when Marine Corps equipment is involved.

12 Maintain surveillance over implementation of DSOR decisions affecting the Marine Corps.

13 Establish liaison and coordination with other Services' MISMOs on JDM and provide Marine Corps representation at joint JDM meetings.

14 Review and approve negotiated DMISAs (Principal/Agent).

(b) Maintenance Division (Code G320) will:

1 Ensure smooth and effective implementation and review of DSOR assignments, decisions, and agreements.

2 Represent the Marine Corps in the joint performance measurement initiative.

3 Represent the Marine Corps in the joint technology exchange initiative.

4 Identify Military Construction (MILCON) requirements related to Marine Corps depot support programs for joint Service review.

5 Represent the Marine Corps in the joint military construction review initiative.

(c) Maintenance Interservice Support Office (MISO) (Code G322) will:

1 Track, monitor, and review Marine Corps integrated logistics support (ILS) plans and acquisitions to identify equipment requiring depot maintenance interservice analysis.

2 Obtain completed DMI study introduction formats (JLC Forms 27 and 44) from the APO, review and then submit them to the MISMO.

3 Identify the Marine Corps' candidate depot in coordination with the Maintenance Centers to participate in DMI studies to the JDMAG.

4 Review and provide comments on JDMAG DSOR recommendations to the MISMO during the Service staffing process prior to approval.

5 Formally advise MISMO of interservicing problems which cannot be resolved.

6 Advise the requiring Service's MISO and the Marine Corps' MISMO when the depot activation schedule cannot be met and negotiate necessary changes/alternatives.

7 Provide management for implementation of DSOR decisions and maintain an active file of Depot Maintenance Interservice Support Agreements (DMISAs) wherein the Marine Corps is a Principal or Agent and completed or terminated agreements in accordance with Chapters 3 and 5 of the basic regulation.

8 Participate in interservice meetings and work groups as directed.

9 When the Marine Corps is the "Principal:"

a Prepare and provide an implementation plan to the MISMO within 90 days after the DSOR decision. The plan will establish milestones and identify action offices for establishment of the DMISA in accordance with Chapter 5 and Appendix F.

b Initiate and develop DMISAs for principal end items (PEI) and associated secondary depot repairables (SDR).

c Schedule and conduct annual reviews of active DMISAs in accordance with Chapters 3 and 5 of the basic regulation.

10 When the Marine Corps is the "Agent:"

a Provide data to the Principal MISO for implementation plan development, including the depot activation data in accordance with Chapter 5 of the basic regulation.

b Represent the Marine Corps in principal end item DMISA negotiations and reviews with the Principal MISO.

c Coordinate activation of depot capability at the assigned Marine Corps Maintenance Center.

d Provide copies of signed DMISAs to the applicable MISMOs and MISOs.

b. Marine Corps Systems Command.

(1) The Project Manager (PM) will:

(a) Establish specific program milestones for review of Marine Corps acquisitions to determine potential DMI candidates.

(b) Prepare DMI study introduction formats (JLC Forms 27 and 44) for submission to the MISO within 90 days after contracting for Engineering and Manufacturing Development or after the production decision when there has been no development of a weapon system/equipment.

(c) Upon request from the MISO, provide the MISO additional program data, consisting of contract and logistics milestones, planned procurement quantities, and identification of Service users.

(d) Ensure that the technical data required to establish depot level maintenance capabilities is contracted for and deliverable in sufficient time to complete the DMI study and meet the depot activation schedule.

(e) Ensure that options for acquisition of depot level maintenance peculiar test and support equipment are on contract to allow acquisition in sufficient time to meet the activation schedule.

(f) Provide liaison interface with the Principal's development activity and contractor to aid in obtaining technical data required for the DMI study effort.

(g) Budget and fund Marine Corps requirements for technical data and training needed to establish a depot capability.

(2) PM for Support and Test Equipment (APO) will:

(a) Program, budget, and fund Marine Corps requirements for peculiar support and test equipment needed to establish a depot maintenance capability.

(b) Coordinate peculiar support and test equipment requirements with the MISO.

31 MARCH 1999

(c) Acquire peculiar support and test equipment to meet the depot activation schedule.

(d) Advise the MISMO and MISO when the activation schedule cannot be met.

c. Commanding General, Marine Corps Logistics Base Albany (Code 823) will:

(1) Provide, on request, program and technical data in accordance with Chapter 4 of the basic regulation consisting of completed JLC Forms 28 through 32 in coordination with the APO to the MISO and/or JDMAG. Identify configuration cutoff drawings/ modifications/engineering change proposals on specific DMI studies to ensure uniformity of estimates and equipment rebuild requirements. The PM is responsible for the contracting of technical data.

(2) Review and update the Nonconsumable Item Management Support Code (NIMSC) and DSOR data in the Defense Logistics Information Service (DLIS) file to reflect DSOR decisions that affect Marine Corps-used items.

(3) Initiate and develop requirements for DMISA and submit to Maintenance Division (Code G320) in accordance with Chapter 5 of the basic regulation.

(a) Program, budget, and fund Marine Corps requirements for interservice support.

(b) Notify the Maintenance Division (MISO) of any problems relative to inter-servicing.

(4) Provide the MISO with changes to requirements for depot workload of end items and secondary repairable items for inclusion in DMISA negotiations when applicable.

d. Commanding General, Marine Corps Logistics Base (Code 880), Albany and Commanding General, Marine Corps Logistics Base (B880), Barstow will:

(1) Serve as Marine Corps candidate depots, when assigned, and provide complete Depot Support Packages (DSP) (JLC Forms 33 through 41 and 48 through 51) to the MISO in accordance with Chapter 4 of the basic regulation in support of DMI studies upon request from the MISO. Participate in related meetings/surveys in support of DMI studies when requested by the MISO.

(2) Provide technical assistance, when required and requested by the Service MISMO/MISO for site surveys and study support on Marine Corps-used systems/equipment or items under DMI review. When a site survey is required to clarify, verify or validate the depot response from any prospective candidate depot where Marine Corps equipment will be supported, technical assistance will be provided as needed by the applicable Marine Corps Maintenance Center.

OPNAVINST 4790.14A/AMC-R 750-10/AFI 21-133(I)/MCO P4790.10B/DLAD 4151.16
31 MARCH 1999

(3) Provide for depot activation planning with milestones and requirements to establish a depot capability for systems, equipment or items assigned for depot-level maintenance.

(4) Submit completed depot activation planning data to MISO/ Maintenance Division for review and approval.

APPENDIX E
DEFENSE LOGISTICS AGENCY IMPLEMENTING INSTRUCTIONS

E-1. Purpose. This appendix prescribes the Defense Logistics Support Command (DLSC) policies and procedures for implementing the Joint Depot Maintenance (JDM) Program publication for DLA depot maintenance and distribution support. This appendix is applicable to DLSC, Defense Distribution Center (DDC), Defense Distribution Depots (DDD), and the Defense Supply Center, Richmond (DSCR).

E-2. Policies.

a. DLSC will support the JDM Program to the full capability of resource availability.

b. DLSC will perform distribution support for the Military Services' maintenance depots as agreed to between DLA and the Services. Distribution support will be reimbursable by the Services, either in accordance with unit cost rates set by the DLA Comptroller and approved by the Office of the Secretary of Defense (OSD), or a negotiated fixed price for support or services that are not covered by the Defense Business Operating Fund (DBOF). To insure that the Services' distribution requirements and resource issues are properly addressed, distribution support for Depot Maintenance Interservice Support Agreement (DMISA) workload must be coordinated through the DDRs. DLSC personnel will participate in DMISA negotiations when requested by the appropriate Military Service. The DDD customer in the DMISA is the maintenance depot, however, and the DLSC focus will be to satisfy the requirements of the maintenance depot.

E-3. Responsibilities.

a. DLSC:

(1) The Associate Executive Director, Materiel Management, Systems, and Engineering (MML) will assign an individual to:

(a) Work with the Service's Maintenance Interservice Support Management Office (MISMO) and Joint Advisory Board (JAB) representatives and groups to provide timely information on DLA operations and procedures.

(b) Serve as the DLA focal point for Joint Depot Maintenance Activities Group (JDMAG) requirements and requests from the Services' depot maintenance community.

(c) Serve as the DLA Depot Maintenance Program Manager (DMPM) for DLA managed depot level repairables and provide staff supervision, policy formulation, and coordination to develop and implement the Agency JDM program.

(2) The Assistant Executive Director, Material Management, Logistics Policy (MMLS) will:

31 MARCH 1999

(a) Provide staff supervision, formulation of policy, procedural direction, and coordination to develop and implement JDM policies within DLA distribution depots.

(b) Monitor the DLA distribution support provided on DMISAs.

(c) Provide DLA Distribution representation on JDM working groups and councils.

(3) The Comptroller (DLA/FO) will establish financial policies and procedures governing DLA support to the JDM program.

b. DLA Field Activities:

(1) The Commander, DSCR will:

(a) Assign an individual to perform the Maintenance Interservice Support Office (MISO) duties of the basic publication, this appendix, and any further instructions from the DLA DMPM. The MISO is the focal point at DSCR for JDM matters with responsibility for implementing the JDM program within DSCR. This responsibility includes identifying depot maintenance interservice (DMI) candidates, submitting the required Joint Logistics Commanders (JLC) Forms 27 and 44 and associated data, and implementing depot source of repair (DSOR) decisions. Initial submissions of JLC forms will be made through the DLA DMPM. Subsequent submissions of JLC forms or data will be made to JDMAG/MA with copies furnished to the DLA DMPM.

(b) Assign individuals as the DLA representatives on the joint technology exchange and the joint performance measurement initiatives.

(2) The Commanders of DDRs will:

(a) Ensure DDDs provide required distribution support to the Services' maintenance depots.

(b) Ensure DLA participation in DMISA negotiation if requested by the appropriate Military Service.

E-4. Procedures.

a. Receipt and Issue Functions.

(1) DDDs will perform the receipt and issue functions as agreed upon between the DDDs and the co-located maintenance depot. Additional functions may be performed, if agreement is reached between the maintenance depot and the appropriate DDR or DDD.

(2) The DDD will receive a count for materiel movements either to or from the DDD. Counts for receipts are made on the basis of each line of materiel received (single national stock

31 MARCH 1999

number (NSN), any quantity), unless the receipt is one of the distinct classes of end items, defined in the Deputy Under Secretary of Defense (Logistics) (DUSD(L)) memorandum, 23 Dec 93, Definitions of Distribution Depot Functions, or most recent OSD guidance. End items are one count per end item. New procurement receipt lines are counted separately as received, i.e., if a contractor makes multiple shipments from a single procurement action, each partial shipment received is counted as one receipt. Counts for issues are made on the basis of each line of materiel or each end item issued to the consignee or to the customer.

b. Additional DLA distribution support.

(1) Additional distribution support will be provided as required by the Services, if within the distribution depot's capability to perform. Requirements for additional support shall be identified by the maintenance depot during coordination of the DMISA requirements between the DDR/DDD and the maintenance depot. Charges for additional support will be reimbursable at the fixed price negotiated between DLA and the maintenance depot in the DMISA negotiations. Additional distribution support will be defined as any function not included in the receipt/issue rate, as defined in DUSD(L) memorandum, 23 Dec 93, or most recent OSD guidance. Examples include packaging, packing, preservation, and marking (PPP&M), and supply support to maintenance.

(2) Packaging - Packaging shall be level "C" at a minimum for items received by the DLA distribution depot, whether from the maintenance depot or another source. If items received are in less than level "C", DLA will package to the appropriate level and all packaging costs will be reimbursable to DLA. Issues to maintenance will not incur additional packaging costs, unless the appropriate packaging for that issue is greater than level "C". Any customer directed unpacking/unpacking (denuding) of materiel for issue to the maintenance activity will be reimbursable to DLA. Reimbursement for additional packaging associated with the DMISA process performed by DLA will be reimbursable at the fixed price negotiated during the DMISA negotiations.

(3) Preservation - All preservation/preservative treatments for materiel received from the maintenance depot should be performed by the maintenance depot. If preservation/preservative treatments are provided by the distribution depot, additional charges will be assessed.

c. Billing:

(1) Services performed by the DLA distribution depot to support the maintenance depot are reimbursable. Reimbursement will be either in accordance with OSD approved unit cost rates, the negotiated fixed price for additional support not included in the unit cost rate, or for storage of retail stock held for the maintenance depot.

(a) The DLA Management Information System (MIS) is the DoD source system for recording receipt and issue work counts. MIS, in concert with each Service legacy system, uses the owner routing identifier code (RIC) to determine the activity that directed the movement of the materiel. That RIC is subsequently billed by DLA for movement of materiel.

31 MARCH 1999

(b) The distribution depot receives wholesale and retail items. An Inventory Control Point (ICP) item manager is normally the owner for wholesale materiel and reparable items. The maintenance depot is usually the owner for retail and repair-and-return items. DLA will bill the owner RIC for materiel movements of either of these type items.

(2) Wholesale Reparable items - Processing for billing for these items will be through MIS. This will normally include four transactions: (1) Receipt of the item by the distribution depot, (2) issue to the maintenance depot, (3) receipt from depot maintenance by the distribution depot, and (4) issue to the consignee or to the customer. Receipt and issue charges should not be included in the DMISA charges because the billing will be against the owner RIC identified in MIS. Deviations could result in double billing.

(3) Consumable items - These items are issued to the maintenance depot and are incorporated or consumed in the repair process.

(a) Transaction counts for off-base receipt of consumables purchased by the maintenance activity from an ICP should not be included in the DMISA. These counts are billed to the ICP since these costs were included in the standard price of the item.

(b) Counts for on-base issue of retail (maintenance owned) materiel from distribution to the maintenance activity should be included in the DMISA.

(c) In a few instances, unused retail consumable materiel may be returned by depot maintenance to the distribution depot for storage and future use. These movements will be charged to the depot maintenance activity. Whether these charges should be included in the DMISA, however, should be determined by the Services, since they represent a failure to properly forecast the consumable materiel needed for a job, and not work actually performed for the DMISA customer.

(4) Additional DLA distribution support - Additional distribution support is any function not included in the receipt/issue rate, as defined in DUSD(L) memorandum, 23 Dec 93, or most recent OSD guidance.

(a) The Services will provide packing, preservation, packaging, and marking (PPP&M) requirements, specifications, quantities, and other pertinent information to DLA prior to DMISA negotiations so DLA can estimate job costs.

(b) DLA will provide an estimate for the job order. The negotiated fixed price should be included in the DMISA. DLA will bill the maintenance activity the fixed price for services rendered.

APPENDIX F
DEPOT MAINTENANCE INTERSERVICE SUPPORT AGREEMENT (DMISA)

F-1. Purpose. To provide uniform guidance for developing, negotiating, managing, and terminating Depot Maintenance Interservice Support Agreements (DMISA).

F-2. Applicability. The guidelines in this appendix apply to all DMISAs, regardless of the method by which the depot source of repair (DSOR) decision was reached (e.g., depot maintenance interservice study or Service Workload Competition).

TABLE OF CONTENTS

<u>Paragraph Topic</u>	<u>Page</u>
F-1 Purpose	95
F-2 Applicability	95
F-3 Responsibilities	95
F-4 Scope of DMISAs	96
F-5 Definition of Terms	96
F-6 General Guidelines	102
F-7 Procedures for DMISA Development, Negotiation and Management	103
F-8 Guidance for Developing the DMISA	104
F-9 Procedures for DMISA Termination	111
F-10 The Standard DMISA	111
<u>Figure</u>	
F-1 - Construction of the DMISA Number	106

F-3. Responsibilities.

a. Maintenance Interservice Support Offices (MISO) are responsible for developing, negotiating, managing, and terminating DMISAs in accordance with the guidelines in this appendix and as additionally specified in appendixes A through E. Resolution of DMISA issues between Service commands/centers is the responsibility of the respective MISOs. When MISOs are unable to reach resolution, the issues shall be referred to the respective Maintenance Interservice Support Management Offices (MISMO).

b. MISMOs are responsible for resolving disputes between Services involving DMISA issues.

c. Each military Service and DoD Agency is responsible for programming, budgeting, and funding to support the interservice arrangements to which it is a party.

d. Defense Distribution Depots (DDD) are responsible for providing support to the Agent in executing the Agent's assigned maintenance mission at sites where the DDD has such capability.

F-4. Scope of DMISAs.

a. DMISAs may be established to cover depot maintenance and related support functions for weapon systems, equipment end items, systems, subsystems, components, or commodity groups.

b. DMISAs are normally used between the Military Services. However, they may also be used between a Military Service and another DoD Component or Federal Agency.

c. DMISAs shall only be used to assign workload and shall not be used to document transfer of responsibility for a function or mission from one Military Service or DoD Agency to another.

d. With the exception of those resulting from a Service Workload Competition, DMISAs will normally be established for 5-year periods with mandatory annual reviews.

F-5. Definition of Terms. For purposes of this appendix, the following terms apply:

Agent- The Military Service responsible for providing depot maintenance support to the Principal.

Automatic Test Equipment (ATE)- A generic term for equipment (separate or built-in) designed to automatically evaluate the condition or performance of a unit under-test (UUT) against a specification. ATE may also perform fault isolation of detected UUT malfunctions to identify lower-level assemblies/components. ATE can be either a part of the mission equipment or it can be an item of support equipment.

Capability- Availability of resources such as facilities, tools, test equipment, drawings, technical publications, trained maintenance personnel, engineering support, and spare parts required to carry out maintenance.

Capacity- The amount of workload, expressed in actual direct labor hours that a facility can effectively produce annually in a single-shift, 40-hour week, while producing the product mix that the facility is designed to accommodate.

Common Support Equipment- Support equipment that is designed for a wide range of applications and usually exists in the normal support equipment inventory.

Component- An integral constituent of a complete (end) item. A component may consist of a part, assembly, or subassembly.

Consumable Item- An item that is normally expended or used up beyond recovery in the use for which it was designed or intended.

Defense Distribution Depot (DDD)- Functions may include receipt, storage, stock maintenance, preservation, packing, packaging, marking, and shipment of materiel.

Demilitarization- The act of destroying the military offensive or defensive advantages inherent in certain types of equipment or material.

Depot Maintenance- That materiel maintenance requiring major overhaul or a complete rebuilding of parts, assemblies, subassemblies, and end items, including the manufacture of parts, modification, testing, and reclamation as required. Depot maintenance serves to support lower categories of maintenance by providing technical assistance and performing that maintenance beyond their responsibility. Depot maintenance provides stocks of serviceable equipment because it has more extensive facilities for repair than are available in lower maintenance activities. Depot maintenance includes all aspects of software maintenance.

Depot Maintenance Interservice Support Agreement (DMISA)- A formalized agreement similar to a contract whereby one Service (the Agent) obligates itself to provide depot maintenance support for another Service (the Principal). DMISAs may also be used when a Military Service is the Agent, and another Federal Government department or agency, or element thereof, is the Principal.

Depot Repairable Component- An item of a durable nature which, when unserviceable, normally can be economically restored to a serviceable condition through regular repair procedures. An item which, when beyond the repair capability of lower-level (organization/intermediate) maintenance, is returned to the depot, which possesses more extensive repair facilities. Condemnation and disposal is normally not authorized below depot level. Requirement determination by the ICP considers projected unserviceable returns from using activities. When attached to or installed in another item, it loses its identity and becomes an integral part of the item in which it is attached or installed; for example, valves, fuel controls, truck transmissions, amplifiers, turbine wheels, actuators, etc.

Depot Source of Repair (DSOR)- The authorized activity or facility that performs, or is planned to perform, depot level repair on an item.

Disassembly Inspection Report (DIR)- A factual narrative report of findings upon disassembly of an item.

Economic Repair Limitation- The percentage of the current stock list price at which the estimated cost to repair the affected item plus the accumulated wear since new indicates that it would be cost-effective to buy a new item. The percentage listed in the DMISA is established by the Principal.

End Item- A final combination of systems, subsystems, components, parts and other materiel which is ready for its intended use. An entity of hardware which is not installed in another piece of equipment.

Failure Analysis Report- The report of an analysis performed on an item to identify the probability, causes, and consequences of potential and real failure.

Flow Time- The total number of calendar days from the day an item is inducted by the Agent's designated repair point until the time the item is completed and ready for issue (RFI) by the designated repair point.

Interservice Material Accounting and Control System (IMACS)- A data base for DMISA development, negotiation and management, and which improves visibility of a Principal's assets undergoing repair at an Agent's depot.

Joint Depot Maintenance Activities Group (JDMAG)- A full time, permanently staffed joint Service group established by the JG-DM to provide technical support in depot maintenance planning, technology and environmental information exchange, DMI studies, and tracking of interservice DSOR assignment decisions.

Joint Group on Depot Maintenance (JG-DM)- A designated group of flag level representatives from the four Military Services chartered by the Joint Logistics Commanders to plan, direct, coordinate, and control the Joint Depot Maintenance Program.

Maintenance Interservice Coordinating Office (MICO)- Offices established at Navy depot maintenance activities to coordinate interservice and intraservice programs and projects.

Maintenance Interservice Support Management Office (MISMO)- The office within a Service responsible for formulation of policy, guidance, and procedures for the implementation, management, and operation of the Joint Depot Maintenance Program. Service offices are located at the headquarters of the USAMC, NAVAIR, AFMC, and MARCORLOGBASES. May also denote the principal member of the Service office.

Maintenance Interservice Support Office (MISO)- Offices established at the headquarters of USAMC Major Subordinate Commands (MSCs) and selected activities, NAVSYSCOMs and selected activities, AFMC systems and logistics centers, and MARCORLOGBASES to disseminate and implement depot maintenance interservice policy, responsibilities, and procedures. May also denote the principal member of that office.

Major Program- An established program which provides for the depot repair of weapon systems or end items.

Material Review Board (MRB)- A group of engineers, technicians, and quality assurance representatives within the designated repair facility which is assigned responsibility to determine whether an item can be repaired or must be condemned.

31 MARCH 1999

Military Interdepartmental Purchase Request (MIPR)- DD Form 448 is used by the requiring Military Department to request the procurement of supplies or nonpersonal services by the procuring department or agency, and permits the procuring department or agency to authorize manufacture of the necessary supplies.

Military Standard Requisitioning and Issue Procedures (MILSTRIP)- A uniform procedure established by the Department of Defense for use within the Department of Defense to govern requisition and issue of material within standardized priorities.

Minor Program- An established program which provides for the repair of failed repairable items. These repairable items can be removed from major assemblies and replaced with a like item drawn from the established supply system as ready for issue. The failed item is processed through the supply system to the designated repair point for repair according to a previously negotiated schedule, repaired, and subsequently returned to supply stock.

Mobilization- The act of assembling and organizing national resources to support national objectives during war or other emergencies. The process by which the Armed Forces, or part of them, are brought to a state of readiness for war or other national emergency. That includes activating all or part of the Military Reserve components as well as assembling and organizing personnel, supplies, and materiel.

Nonconsumable Item- An item of supply which is a major end item (principal and secondary) or depot repairable component, or a special management or inconsistent item.

Organic Maintenance- Maintenance performed by a Military Department under military control utilizing government-owned or -controlled facilities, tools, test equipment, spares, repair parts, and military or civil service personnel. Depot maintenance support by one Service for another is considered organic within the DoD.

Peculiar Support Equipment- Support equipment that is unique and designed for use with a specific equipment or equipment family.

Plant Equipment- Plant property of a capital nature (consisting of equipment, machine tools, test equipment, furniture, vehicles, and accessory and auxiliary items, but excluding special tooling and special test equipment) used or capable of being used in the manufacture of supplies or in the performance of services or for any administrative or general plant purpose.

Principal- The Military Service(s) or Federal department or agency receiving depot maintenance support from the Agent.

Product-Oriented Survey (POS)- A review to determine the adequacy of the technical requirements related to quality and product conformance to design intent. Used primarily on power plant and component programs.

Project Code 3AB- An interservice MILSTRIP code for materiel shipments to a designated repair activity for repair and return or for shipment as otherwise directed under a DMISA.

Project Order (PO)- A specific, definite, and certain order for work or for the manufacture of supplies, materiel, or equipment that, for the purpose of obligation, assumes the characteristics of orders or contracts placed with commercial enterprises.

Public-private Competition- Competition open to both public (organic) and private sector (commercial) bidders.

Public-public Competition- Competition restricted to public (organic) bidders.

Repair Parts- Consumables, bits and pieces; that is, individual parts or nonreparable assemblies, required for the repair of spare parts or major end items.

Reusable Container- A container designed for reuse to preserve items during shipment or storage.

Rotable Pool- A specific range and quantity of repairable items required to replace like defective items removed from a higher-level item undergoing repair, when the removed item cannot be repaired and installed by the date required to meet the higher-level item production schedule.

Secure Storage- A confined area at the Agent's facility designated to keep the Principal's assets under cover with access only to authorized personnel.

Spare Parts- Repairable components or assemblies used for maintenance replacement purposes in major end items of equipment.

Standard Support Equipment- An item of support equipment defined by a current government-approved specification or drawing, or privately developed commercial equipment currently in the government inventory, which has been qualified to the requirement and for which procurement data is available (see definition for Support Equipment).

Subassembly- Two or more parts forming a portion of an assembly or a unit replaceable as a whole but having parts that are individually replaceable. The distinction between an assembly and a subassembly is not always exact; an assembly in one instance may be a subassembly when it forms a portion of another assembly.

Subsystem- A combination of equipment's, groups, etc., which perform an operational function within a system. Subsystems form the major subdivisions within a system.

Support Equipment (SE)- All equipment (including associated software) required to make a weapon system, command and control system, support system, subsystem, or item of support equipment operational in its intended environment. This includes all equipment required to install, launch, arrest (except Navy shipboard and shore-based launching and arresting equipment), guide, control, direct, inspect, test, adjust, calibrate, appraise, gauge, measure, assemble, disassemble, handle, transport, safeguard, store, actuate, service, repair, overhaul, maintain, operate, arm, or rearm the system, subsystem, end item, or component. Support equipment may be categorized as common (general purpose) or peculiar (special purpose); within these categories, de

developmental (no government-approved specifications/drawing) and standard (with government-approved specification/drawing) subcategories may exist. The following equipment is excluded from the definition of support equipment: common powered and unpowered hand tools; house-keeping items; office furniture and equipment and items common to all activities defined in applicable allowance lists that are required as indirect support; common production tools and tooling such as lathes, drills, presses, plating equipment, grinders, and induction heaters; items used only by the contractor; personal equipment (e.g., headsets, microphones); off-line automatic data processing (ADP) equipment.

System- A combination of subsystems, components, parts, and other materiel which function together as an entity to accomplish a given objective.

Teardown Deficiency Report (TDR)- The report of a technical/engineering analysis performed on equipment to determine a cause of material deficiency.

Technical Data- Scientific or technical information recorded in any form or medium (such as manuals and drawings). Computer programs and related software are not technical data; documentation of computer programs and related software are. Also excluded are financial data or other information related to contract administration.

Technical Directive (TD)- A document that provides technical information necessary to properly and systematically inspect or alter the configuration of systems/equipment subsequent to establishment of each respective baseline configuration.

Technical Manual (TM)- A publication that contains instructions for the installation, operation, maintenance, training, and support of weapon systems, weapon system components, and support equipment. Technical manual information may be presented in any form or characteristic, including, but not limited to hard copy, audio and visual displays, magnetic tape, discs, and other electronic devices. A technical manual normally includes operational and maintenance instructions, parts lists or parts breakdown, and related technical information or procedures exclusive of administrative procedures. Technical orders (TO) that meet the criteria of this definition may also be classified as technical manuals.

Turnaround Time- The interval between the time an end item, weapon, or reparable item of supply is removed from use and the time it is available for use or reissue in a serviceable condition.

Unit-Under-Test (UUT)- Any system, subsystem, group, unit, set, assembly, or component, etc., undergoing test.

Weapon System- A final combination of subsystems, components, parts, and other materiel that make up an entity used in combat to destroy, injure, defeat, or threaten the enemy.

Work Breakdown Structure (WBS)- The stratification of work consistent with the hardware element generating the workload; i.e., weapon or equipment end item, system, subsystem, and component.

F-6. General Guidelines.

a. The standard DMISA format depicted in this appendix shall be used, but may be tailored to fit the needs of the Principal and Agent.

b. The effective date of a DMISA will normally begin on the first day of a fiscal year (FY); however, if early support is required before the DMISA can be negotiated, the effective date will be the date of acceptance by the Agent. Workloads of a continuing nature will normally be for a 5-year period or compatible with the projected inventory phaseout of the equipment being supported. On short-term or one-time workloads, the termination date will be the date of completion.

c. Amendments will be accomplished only when either the Agent or Principal determines the change is significant enough to require new signatures. When an amended DMISA is required, the Agent will assign a revised DMISA number.

d. Fixed unit pricing rather than cost reimbursable will be used whenever possible.

e. DMISAs resulting from Service Workload Competitions shall contain the same work requirements, price structure, and schedule as set forth in the solicitation. Refer to Appendix G for additional guidance on Service Workload Competitions.

f. The alpha-numeric, three character work breakdown structure (WBS) code provided in DoD 7000.14-R, Financial Management Regulation, Volume 6, Chapter 14, Addendum 4, will be used in DMISAs. Items of workload in Federal Supply Group 34, Metalworking Machinery, will be coded "K-5-(blank)" (only coded to second level, use two characters).

g. DMISA termination procedures outlined in paragraph F-9 shall be followed. Review by the involved MISMOs is mandatory prior to termination. Additional conditions for and information regarding DMISA termination are:

(1) Unacceptable performance by either the Principal or the Agent is cause for termination. A Principal may seek DMISA termination if the Agent's product cost, product quality, or schedule does not meet customer requirements identified in the DMISA. An Agent may seek DMISA termination because of a Principal's inadequate funding, lack of piece part support, or lack of sufficient assets to support the agreed to workload schedule.

(2) DMISA termination shall not be used to acquire candidates for Service Workload Competitions.

(3) Workload reassignments from terminated DMISAs shall be accomplished either through the depot maintenance interservice study process or through Service Workload Competitions.

F-7. Procedures for DMISA Development, Negotiation, and Management.

a. To begin DMISA development, the Principal MISO will contact the Agent MISO for the assignment of the Agent's acceptance number. The Principal MISO will forward a draft DMISA to the Agent MISO expressing requirements and providing associated exhibits.

b. The Principal MISO will determine support, workload, and technical requirements and coordinate with the Agent MISO to ensure availability of adequate depot maintenance resources. The Principal and Agent will establish mutually agreeable work specifications. The Agent will coordinate with the collocated DDD those support functions that the DDD will perform.

c. The Agent MISO will provide the draft DMISA to the local DDD for inclusion of DDD cost of support. The DDD will review the Principal's requirements, primarily identified on Exhibits XI, XII, XIII, XIV, and XVII, and annotate the total cost of support, by line item, on Exhibits I and II as the DLA cost.

d. Modifications to the standard DMISA format to meet the needs of both parties may be accomplished by:

(1) Changing the boiler plate and reflecting those changes on the "Deviations" page,

(2) Marking any paragraphs that do not apply as nonapplicable (N/A) in the margins,
or

(3) Expanding information required in the DMISA by using attachments.

e. Use of Exhibits. The "Use of Exhibits" page contains a list of standard exhibits. These exhibits are sequentially numbered I-XVII. They are not to be renumbered if all of them are not used. Attach all applicable exhibits to the DMISA and indicate these as being applicable on the "Use of Exhibits" page. For those exhibits shown in this appendix, the data requirements reflected on them are mandatory. If the DDD does not perform support functions associated with Exhibits XI, XII, XIII, XIV, or XVII, the statements regarding DDD responsibilities and costs do not have to be shown.

f. The Agent MISO will add depot/Agent requirements, cost data and flow time information to the workload exhibits in the draft DMISA and return the completed draft DMISA to the Principal.

g. The Principal MISO reviews the Agent's input and, if acceptable, prepares the formal agreement. The Principal signs the DMISA and forwards it to the Agent for signature. Both the Principal and Agent MISOs obtain approval to the agreement in accordance with their Service's policy and procedures. If desired by either the Principal or Agent, the Agent will request the DDD sign the DMISA cover page acknowledging the DDD's support commitment. Signatures on the cover page of the DMISA by the Principal and Agent constitutes approval and acceptance of the terms.

h. A formal negotiation meeting may be held to resolve outstanding issues before the DMISA is mutually agreeable to both parties. If DDD support or cost are outstanding issues, DDD attendance will be requested. The Agent is responsible for documenting the agreements and actions assigned during the meeting. The Principal is responsible for tracking actions to ensure successful completion of the negotiations.

i. After signature, the Agent will reproduce and distribute copies of the DMISA to the parties indicated on the "Distribution List" page. Distribution will always include the MISMOs of the Principal and Agent and the Joint Depot Maintenance Activities Group (JDMAG).

j. Once the DMISA has been signed, any changes to the DMISA must be renegotiated and approved by both the Principal and Agent. The changes will be documented by use of the "Periodic Review and "Change" pages in the DMISA. Signatures on the "Periodic Review" page constitutes approval and acceptance.

k. The DMISA will be reviewed annually. Other periodic reviews may also be held, if required, by either the Principal or Agent. Changes will be documented in the DMISA, as described above, and will be distributed to the parties listed on the distribution list.

l. Once Interservice Material Accounting and Control System (IMACS) is fully implemented its use for DMISA development, negotiation, management, and production reporting is mandatory.

F-8. Guidance for Developing the DMISA.

a. The standard DMISA format illustrated in paragraph F-10 shall be used. Acceptable deviations from this format are explained in this section.

b. The DMISA cover or title page must identify the workload covered by the DMISA. Insert the nomenclature or the type, model, and series of the equipment or system on the line before the Agent's Acceptance Number. Identify generic workloads by commodity groupings such as cryptographic items. The next item to be completed is the construction of the Agent's Acceptance (or DMISA) Number. This number is assigned by the Agent. Use Figure F-1 to devise the DMISA number. Identify the activity of the Principal and Agent above the signature lines. Name the activity which will be performing the work. This page documents acceptance of the terms of the agreement. Acceptance is ensured when signatures are affixed by personnel who have approval authority for DMISAs within their activity. Signatures via electronic means are also acceptable.

c. Next is the Table of Contents. Any deviations from this format will be documented on the "Deviation" page.

d. The "Deviation" page will also document sections or paragraphs which contain wording (either deletions or additions) that differs from the standard format. DMISAs resulting from Service Workload Competitions may deviate considerably from the standard format. In this

31 MARCH 1999

case, it is acceptable to consolidate the deviations rather than listing them individually, such as, "Exhibit VII reflects all the terms normally covered in Section I, paragraphs 10d-10o."

e. Periodic reviews are required and must be performed at least annually but may occur more frequently if either party desires. These reviews may be conducted on-site, via mail or electronically. During periodic reviews, the agreement is scrutinized by both parties to determine if any changes are needed. The results of the periodic review are documented on the "Periodic Review" page and on the "Change" page. The "Periodic Review" page is signed by both parties to indicate acceptance of and agreement concerning the changes.

f. The "Change" page documents changes that are required after the initial DMISA is in place and as a result of renegotiations. Changes in the workload quantities (Exhibits I-IV) do not need to be included on the "Change" page, since these quantities can change more frequently than by FY and during periodic review.

AGENT'S ACCEPTANCE NUMBER

- COLUMN 1-6** Agent Identification. Use six alpha characters, blank spaces or dashes.
- COLUMN 7-8** Fiscal Year (FY) of Initial Negotiation. Use last two digits of the FY.
- COLUMN 9** Leave blank (mandatory space).
- COLUMN 10-11** Serial Number. Use two numeric characters assigned by Agent, sequential within FY.
- COLUMN 12** Amendment. Use one alpha character: A for basic, B for first amendment of DMISA, C for second, etc.
- COLUMN 13** Principal Service/agency Identification. Use one alpha character: A - Army; N - Navy; F - Air Force; M - Marine Corps; C - Coast Guard; L -Defense Logistics Agency; D - Defense Mapping Agency; G - General Services Administration; T - Customs Service; R - Federal Aviation Administration; W - National Oceanic and Atmospheric Administration/National Weather Service); J - Immigration and Naturalization Service; X - all others.
- COLUMN 14-15** Principal Command Identification. Use two alpha characters. See "Codes for the Principal" for list.

SAMPLE FORMATS

	1	2	3	4	5	6	7	8	9	10	11	12	13	14	15
Basic DMISA Army (CECOM) Agent Navy (NAVSEA) Principal	C	E	C	O	M	_	9	3	_	3	0	A	N	H	A
DMISA with 1 Amendment Navy (NADEP Cherry Point) Agent Air Force (OC-ALC) Principal	A	I	R	C	P	T	8	9	_	0	3	B	F	S	X
DMISA with 2 Amendments Air Force (OO-ALC) Agent Marine Corps (MCLB Albany) Principal	O	O	-	A	L	C	9	0	_	0	1	C	M	P	A
DMISA with 3 Amendments Marine Corps (MCLB Albany) Agent Army (TACOM) Principal	U	S	M	C	_	_	9	0	_	0	2	D	A	A	Z

Note: The use of the underscore symbol "_" in the examples denotes a space.

Figure F-1. Construction of the DMISA Number. (Sheet 1 of 3)

CODES FOR THE PRINCIPAL

This table references the code, two alpha characters, that make up the last part of the DMISA number. These two characters identify the "code name" of the activity requiring support, the Principal.

<u>Service/ Agency</u>	<u>Principal Activity and Location</u>	<u>Code</u>
Army	US Army Tank-automotive and Armaments Command Warren MI 48397-5000	AZ
	US Army Communications- Electronics Command Fort Monmouth NJ 07703-5000	CL
	US Army CECOM Communications Security Logistics Activity Fort Huachuca AZ 85613-7090	CM
	US Army Aviation and Missile Command Redstone Arsenal AL 35898-5000	(Missile) BD (Aviation) EJ
	Armament and Chemical Acquisition and Logistics Activity Rock Island, IL 61299-7630	BF
Navy	Naval Air Systems Command Patuxent River MD 20670-1626	KA
	Naval Sea Systems Command Arlington VA 22242-5160	HA HB,JK
	Space and Naval Warfare Systems Command San Diego CA 92152-5002	HC
	Naval Inventory Control Point Philadelphia PA 19111-5098	KE
	Naval Inventory Control Point Mechanicsburg PA 17055-0788	HD HX
Naval Construction Battalion Center Civil Engineer Support Office Port Hueneme CA 93043-5000	JN JF	

Figure F-1. Construction of the DMISA Number. (Sheet 2 of 3)

**OPNAVINST 4790.14A/AMC-R 750-10/AFI 21-133(I)/MCO P4790.10B/DLAD 4151.16
31 MARCH 1999**

Air Force	Sacramento Air Logistics Center McClellan AFB CA 95652-1057	TA
	Ogden Air Logistics Center Hill AFB UT 84056-5838	SU
	Oklahoma City Air Logistics Center Tinker AFB OK 73145-5989	SX
	Warner Robins Air Logistics Center Robins AFB GA 31098-3058	TG
	San Antonio Air Logistics Center Kelly AFB TX 78241-7063	SP SC,SE
	Aeronautical Systems Center Wright-Patterson AFB OH 45433-6503	AS
	Electronic Systems Center Hanscom AFB NM 01731-1620	ES
	Space and Missile Systems Center Los Angeles AFB CA 90245-4683	SD
	Air Armament Center Eglin AFB FL 32542-5000	AD
	Cryptologic Systems Group Kelly AFB TX 78243-7056	SJ
Marine Corps	Marine Corps Logistics Base Albany GA 31704-1128	PA
	Coast Guard	
	US Coast Guard Aircraft Repair and Supply Center Elizabeth City NC 27909-5001	XH
	US Coast Guard Yard Curtis Bay MD 21226	XF
	US Coast Guard Supply Center Brooklyn NY 11232	XG
Defense Logistics Agency	Defense Supply Center Richmond Richmond VA 23297	CX

Figure F-1. Construction of the DMISA Number. (Sheet 3 of 3)

31 MARCH 1999

g. The "Distribution List" must be completed by both parties to reflect the organizations (mailing addresses and office symbols) and the number of copies of the DMISA to be distributed by the Agent. The MISMOs and JDMAG will always be on distribution.

h. Section I - Terms of Agreement.

(1) Para 1. Purpose. Enter the identification of the workload by system or equipment. Use approved nomenclatures including noun name and type designation. If workload consists of miscellaneous systems and equipment, identify as such with a general descriptor (e.g., radios).

(2) Para 2. Authority. Enter the directive, instruction, regulation, or other authority to execute the DMISA. Normally, this line will cite the Joint Depot Maintenance (JDM) Program regulation, but other authorizing documents may also be entered.

(3) Para 3. Effective Dates. Enter the inclusive dates during which the DMISA will be in force to reflect the planned period of performance. Normally, these dates will reflect a 5-year period, beginning at the start of a FY. The Principal determines the period of performance.

(4) Para 4a. Enter the negotiated minimum number of days notification required prior to termination. Normally, 180 days notice will be given. For larger workloads the Agent may require additional notice.

(5) Para 6a. Enter the Agent's representative who is authorized to execute the responsibilities listed in this paragraph and to fulfill the Agent's obligations under the terms of this DMISA. List the individual's name, organization, address, and telephone number for both voice and facsimile communications, and any other, necessary, specific means of contacting this person.

(6) Para 6b. Enter the Principal's representative who is authorized to execute the responsibilities listed in this paragraph and to fulfill the Principal's obligations under the terms of this DMISA. List the individual's name, organization, address, and telephone number for both voice and facsimile communications, and any other, necessary, specific means of contacting this person.

(7) Para 10b(1)(a). Major Program. Enter the negotiated date by which the Principal will provide projected requirements for the next FY.

(8) Para 10b(1)(b). Minor Program. Enter the negotiated date by which the Principal will provide projected requirements for the next FY.

(9) Para 10f. Economic Repair Limitations. Enter the repair price limit, expressed as a percentage of stock list or replacement price, which the Agent cannot exceed without the Principal's approval. If the Agent's estimate of cost to repair an item exceeds the computed limit or, for work in process, when the Agent determines the limit will be exceeded before the item can be

31 MARCH 1999

returned to a serviceable condition, the Agent must obtain the Principal's approval to proceed with the work or, otherwise, obtain disposition instructions.

(10) Para 10h. Costing. Check the negotiated method of costing, either fixed price or cost reimbursable.

(11) Para 10i. Funding. Check the negotiated method of funding, either DD Form 448, Military Interdepartmental Purchase Request (MIPR) or project order (PO).

(12) Para 10i(8) Funding. Enter the name, organization and office symbol, and mailing address to which the funding document will be submitted. This information will be entered by the Agent.

i. Section II - Material Support.

(1) Para 1a(1). Consignee and Ship To. Enter the Agent's consignee and complete shipping address where the unserviceable asset will be shipped by the Principal. This may be the Agent's repair activity or, if applicable, the activity that will receive the unserviceable asset for the depot. The Agent completes this entry.

(2) Para 1a(2). Packaging. Enter the specifications/standards required for preservation and packaging of the unserviceable asset being shipped to the depot for repair.

(3) Markings. Enter how the containers/packaging and shipping documents are to be marked by the Principal for shipment to the Agent. Project Code 3AB should be cited in the MILSTRIP. This information is required to ensure the item is identified as another Service's asset and not inadvertently placed in the wrong stock. The first line refers to specifications/standards. The next two lines contain "mark for" instructions: "Mark for (name of owning organization) material for repair under DMISA (identify DMISA Number)."

(4) Para 1b(1). Consignee and Ship To. Enter the Principal's consignee and complete shipping address where the serviceable asset will be shipped by the Agent or the DDD. The Principal completes this entry. If all serviceable assets will not be shipped to the same address, or the shipping locations have not been determined, detailed instructions, or the method by which the Principal will notify the Agent should be entered. Interim disposition instructions for the Agent should be specified, if appropriate.

(5) Para 1b(3). Packaging Instructions. Enter the specifications/standards required for preservation and packaging of the serviceable asset being shipped to the Principal after repair.

(6) Para 1b(4). Special Markings. Enter any special markings the Principal requires for containers/packaging and shipping documents.

(7) Para 3. Emergency Repair Provisions. If other than the Agent's coordination representative (identified in the DMISA, Section I, paragraph 6a), enter the Agent's representative

31 MARCH 1999

authorized to approve the Agent repair activity's performance of urgent requirements. If the Agent's Coordination Representative is authorized, so state.

(8) Para 4c. Enter special accountability procedures required by the Principal. If there are none, state "None."

F-9. Procedures for DMISA Termination.

a. Prior to notifying the counterpart MISO of the intent to terminate a DMISA, the initiating MISO will coordinate, in writing, with its Service MISMO.

b. The initiating Service MISMO will consult with involved MISMO(s) to determine if termination is appropriate and advise the initiating MISO, in writing, of appropriate action.

c. If the DMISA will be terminated, the initiating MISO will notify the counterpart MISO, in writing, in accordance with the terms of the DMISA.

d. The Principal MISO will develop the draft termination plan, in coordination with the Agent MISO, and provide a copy to involved MISMOs and other interested parties. The plan should be completed within 30 days of notification of termination. The plan will address the following elements: status of funds; disposition of assets including work awaiting induction, work in process, work awaiting parts, and prepositioned spares; disposition of material; disposition of equipment and tooling provided by the Principal; billing closeout; training and other assistance the Principal requires from the Agent; and the method planned to obtain a new DSOR (if required). The Agent MISO should identify costs and impacts to the workload program and resources including capital assets.

e. The Agent MISO will convene a termination review after receipt of the draft plan. During the review the MISOs will negotiate actions, costs, milestones, and responsibilities for inclusion in the final plan. The Principal MISO will prepare the final plan and distribute copies to the MISMOs and other interested parties.

f. The Agent MISO will report completion of termination milestones to all addressees on the distribution list of the DMISA. When all milestones are completed, the Principal MISO will notify all addressees in writing that the DMISA has been terminated.

g. The Principal Service will initiate action to determine the new DSOR in accordance with the basic regulation, paragraphs 4-2 or 4-6b.

F-10. The Standard DMISA. This paragraph contains the standard format and contents of a DMISA. The standard DMISA contents are shown in the "Table of Contents." It is mandatory that all deviations from the standard DMISA format and contents should be noted on the "Deviation" page of the DMISA.

THIS PAGE LEFT INTENTIONALLY BLANK

31 MARCH 1999

DEPOT MAINTENANCE INTERSERVICE SUPPORT AGREEMENT (DMISA)

FOR

AGENT'S ACCEPTANCE NUMBER _____

(SUPERSEDES NUMBER _____)

DMI STUDY NUMBER (IF APPLICABLE) _____

PRINCIPAL: _____

DATE

SIGNATURE

TITLE/CODE/SYMBOL

CO-PRINCIPAL (IF APPLICABLE): _____

DATE

SIGNATURE

TITLE/CODE/SYMBOL

AGENT: _____

DATE

SIGNATURE

TITLE/CODE/SYMBOL

DEFENSE DISTRIBUTION DEPOT (DDD) (IF APPLICABLE): _____

DATE

SIGNATURE

TITLE/CODE/SYMBOL

DEPOT MAINTENANCE WILL BE PERFORMED AT (ACTIVITY, LOCATION, DODAAC):

ORGANIC DOD _____

COMMERCIAL/OTHER US GOVERNMENT _____

TABLE OF CONTENTS

Page

Title Page
Table of Contents
Deviation Page
Periodic Review (if applicable)
Change Page
Distribution List

SECTION I - TERMS OF AGREEMENT:

1. Purpose
2. Authority
3. Effective Dates
4. Termination
5. Periodic Review
6. Coordination Representatives and Responsibilities
 - a. Agent
 - b. Principal
7. Liaison Representatives
8. Contacts with Agent's Repair Facility
9. Contract Administration
10. Specific Provisions
 - a. Support Required
 - b. Program Data
 - (1) Immediate Year Requirements
 - (2) Projected Requirements
 - (3) National Emergency Requirements
 - (4) Special Engineering Support
 - (5) Failure Analysis Reports (FARs), Teardown Deficiency Reports (TDRs), and Disassembly Inspection Reports (DIRs)
 - c. Man-Hour/Flow Time/Cost Estimating
 - d. Work Specifications
 - (1) Statement of Work
 - (2) Technical Data
 - (3) Bill of Material/Material Requirements List
 - (4) Configuration Management
 - e. Quality Assurance
 - f. Economic Repair Limitations
 - g. Reusable Containers
 - h. Costing
 - i. Funding
 - j. Billing
 - k. Reports

- l. Personnel Spaces
- m. Security
- n. Safety
- o. Other Support

SECTION II - MATERIAL SUPPORT:

- 1. Procedures for Shipment
 - a. To Agent
 - (1) Agent's Repair Activity
 - (2) Packaging
 - (3) Markings
 - b. To Principal
 - (1) Location/Consignee
 - (2) Shipping Authority
 - (3) Packaging Instructions
 - (4) Special Markings
 - (5) Method of Transportation
 - (6) Transportation Fund Citation
- 2. Production Support
- 3. Emergency Repair Provisions
- 4. Item Accountability
- 5. Depot Material Support
 - a. Jointly Used/Jointly Managed Items
 - (1) Initial Pipeline
 - (2) Follow-on
 - b. Joint Support Items
 - c. Peculiar Items
 - d. Repairable Items
 - e. DLA, GSA, and Other Material
 - f. Modification Kits
 - g. Material Support Procedures
 - h. Items Missing on Inventory
- 6. Support Equipment
- 7. Material Source Changes
- 8. Termination Assets Disposition
- 9. Critical Alloy and/or Precious Metals Recovery
- 10. Use of Exhibits

DEVIATIONS

FROM

JOINT SERVICE FORMAT

DEPOT MAINTENANCE INTERSERVICE SUPPORT AGREEMENT (DMISA)

AGENT'S ACCEPTANCE NUMBER _____

<u>DEVIATION NUMBER</u>	<u>AFFECTED PAGE AND PARAGRAPH</u>	<u>AUTHORITY</u>	<u>EFFECTIVE DATE</u>
-----------------------------	--	------------------	-----------------------

PERIODIC REVIEW

DEPOT MAINTENANCE INTERSERVICE SUPPORT AGREEMENT (DMISA)

AGENT'S ACCEPTANCE NUMBER _____

THIS IS TO CERTIFY THAT THIS DMISA HAS BEEN REVIEWED BY THE PRINCIPAL, CO-PRINCIPAL (IF APPLICABLE) AND THE AGENT, AND THE FOLLOWING ADDITIONS, DELETIONS, AND/OR CHANGES HAVE BEEN AGREED TO:

___ ADD/DELETE ADDRESSEES AND CODES
ON PAGES: _____

___ CHANGES IN OFFICE SYMBOL
ON PAGES: _____

___ CHANGE IN EXHIBITS
EXHIBIT NUMBERS: _____

___ ADDITIONAL SPECIFICATIONS
ON PAGES: _____

___ NO CHANGE

___ AMENDMENT REQUIRED

SIGNED:

PRINCIPAL MISO: _____ DATE _____

(PRINTED NAME/OFFICE SYMBOL)

CO PRINCIPAL: _____ DATE _____
(IF APPLICABLE)

(PRINTED NAME/OFFICE SYMBOL)

AGENT MISO/MICO: _____ DATE _____
(IF APPLICABLE)

(PRINTED NAME/OFFICE SYMBOL)

DDD: _____ DATE _____
(IF APPLICABLE)

(PRINTED NAME/OFFICE SYMBOL)

CHANGE

TO

DEPOT MAINTENANCE INTERSERVICE SUPPORT AGREEMENT (DMISA)

AGENT'S ACCEPTANCE NUMBER _____

PAGE
NUMBER

CHANGE

AUTHORITY

EFFECTIVE DATE

DISTRIBUTION LIST

DEPOT MAINTENANCE INTERSERVICE SUPPORT AGREEMENT (DMISA)

AGENT'S ACCEPTANCE NUMBER _____

<u>ORGANIZATION/CODE/SYMBOL</u>	<u>ADDRESS</u>	<u>COPIES</u>
---------------------------------	----------------	---------------

PRINCIPAL:

AGENT:

OTHER:

SECTION I - TERMS OF AGREEMENT

1. PURPOSE. To provide an agreement for depot maintenance support for _____

_____.

2. AUTHORITY. OPNAVINST 4790.14A, AMC-R 750-10, AFMCR 800-30, MCO P4790.10B, DLAD 4151.16.

3. EFFECTIVE DATES _____ through _____.

4. TERMINATION.

a. Items in this agreement will be supported by the Agent for the operational life of the equipment. However, if termination is required, the MISO who is initiating termination will notify the other MISO in writing at the earliest possible date, but not later than _____ days prior to the desired termination date.

b. Immediately upon the initiation of a termination request, the Agent will convene a termination review. The review will consider items cited in paragraph 8 of Section II and the cost and impact on the Agent's/Principal's programs and resources. The Agent's and Principal's financial and termination obligations will be clearly identified and assigned for resolution by them or a higher authority. Termination review will provide for the transfer of these identifiable resources based on mutual agreement between the affected parties. Transfer of resources will be in accordance with existing procedures.

c. Reductions of programmed requirements, which cause the Agent to require personnel reductions or incur substantial cost, will be cause for a review using procedures stated in Section I, paragraphs 4a and 4b.

5. PERIODIC REVIEW. The agreement will be reviewed at least annually to determine whether it should be continued, modified, or terminated. The periodic review will normally be initiated by the Principal and must be documented by both Agent and Principal utilizing the Periodic Review Certification Sheet. Modifications to an agreement can be initiated by the Principal or Agent and must be signed by both parties to the agreement. The latest date of the modification constitutes the effective date unless some later date is specified. Exhibits which change or update current requirements or cost data do not necessarily require a modification of this DMISA. Mobilization requirements that would affect the agreement will be reviewed to establish relative priorities and to determine whether modification of the agreement is necessary (see Section I, paragraph 10b(3)).

6. COORDINATION REPRESENTATIVES AND RESPONSIBILITIES.

a. Agent:

Name -

Organization and Office Symbol/Code -

Address -

Phone No -

E-Mail -

The Agent's representative(s) will:

- (1) Develop and coordinate with the Principal the specific type and amount of support required.
- (2) Issue work orders for the overhaul, repair, or modification of materials.
- (3) Report production status to the Principal.
- (4) Distribute repaired items in accordance with the Principal's instructions.
- (5) Coordinate arrangements for add-on items and cost approval by the Principal.
- (6) Periodically review the DMISA program with the Principal.
- (7) Negotiate mutually agreeable work specifications with the Principal.
- (8) Review costs at least semiannually and, based on the results of that review, propose changes for negotiation with the Principal.
- (9) Consolidate workloads, where practical.
- (10) Acknowledge receipt of funding in a timely manner.
- (11) Resolve material shortages that disrupt delivery schedules; report to the Principal material shortages causing schedule slippage and the anticipated date for receipt of such materials.
- (12) Ensure that the Principal's requirements are properly reflected in any contract in support of the DMISA.
 - (a) Provide copies of all solicitations or bids to the Principal.
 - (b) Provide copies of the contract and all modifications to the Principal.
 - (c) Invite the Principal to participate in pre-solicitation meetings, pre-award surveys, and post-award conferences.

(d) Invite the Principal to participate as a technical advisor in contract negotiations that will affect the Principal's cost and/or scope of work.

(13) Publish and distribute the DMISA within 60 days of acceptance.

b. Principal:

Name -

Organization and Office Symbol/Code -

Address -

Phone No -

E-Mail -

The Principal's representative(s) will:

- (1) Manage input of assets in accordance with the negotiated schedules.
- (2) Provide disposition instructions for completed items.
- (3) Interpret policy and technical data for the Agent.
- (4) Coordinate with the Agent increases and decreases in programmed workloads and provide subsequent revisions to the appropriate DMISA exhibits.
- (5) Negotiate mutually agreeable work specifications with the Agent.
- (6) Assist the Agent with overcoming material shortages.
- (7) Develop and coordinate with the Agent the specific type and amount of support required.
- (8) Prepare the finalized DMISA for signature(s). Forward the signed DMISA to the Agent for signature(s), publication, and distribution.
- (9) Ensure negotiated programs and revisions are timely and adequately funded.
- (10) Initiate periodic review of the DMISA with the Agent.
- (11) Inform the Agent if the work to be performed is related to a Foreign Military Sales (FMS) case; requirements peculiar to FMS cases will be addressed separately in the agreement.

7. LIAISON REPRESENTATIVE. The Principal may assign a liaison representative on a part-time or full-time basis at the Agent's depot or contract administration office.

8. CONTACTS WITH AGENT'S REPAIR FACILITY. All contacts with Agent's repair facility will be initiated through the coordination representatives.

31 MARCH 1999

9. CONTRACT ADMINISTRATION. Unless specific waivers are granted by the Agent, the Principal will deal with the Agent on any matter concerning the Agent's contract.

10. SPECIFIC PROVISIONS.

a. Support Required. The Agent shall perform, or have performed, all depot maintenance support required for item(s) specified in appropriate exhibits to this agreement. See Exhibit VIIA.

b. Program Data. The Agent will be provided the following program data as indicated to assist in planning depot maintenance workloads:

(1) Immediate Year Requirements.

(a) Major Program. The Principal will provide the Agent with the immediate fiscal year (FY) depot maintenance requirements expressed in units of input or output (specify) per month. Exhibit I reflects these data. As early as practicable, but not later than _____, the Principal will provide projected requirements for the next FY.

(b) Minor Program. The Principal will provide data for field-generated repairable components or minor programs for immediate FY depot maintenance requirements expressed in units of input or output (specify) per quarter. Exhibit II reflects this schedule. Projected requirements will be provided as early as practicable, but not later than _____.

(c) International Logistics Programs (ILP). The Principal will provide data for ILP/FMS programs for immediate FY depot maintenance requirements. Exhibit I and Exhibit II reflect this schedule. Projected requirements will be provided as available.

(2) Projected Requirements. Concurrent with the immediate FY data, the Principal will provide the Agent with a long-range (5-years beyond immediate requirements) estimate of depot maintenance requirements for major programs expressed in annual units of input. Minor programs will be for a minimum of 2-years and will be expressed in quarterly units of input. The data are reflected in Exhibit III-A or Exhibit III-B. Exhibit III-C may be used by the Principal to identify items which will be added to Exhibits I or II as immediate FY requirements upon the Agent establishing capability.

(3) National Emergency Requirements. Requirements for mobilization planning will be projected by the Principal for the Agent's commitment of capacity and capability. These projections will be included in Exhibit IV instead of negotiating a separate agreement. If a requirement does not exist or a projection cannot be made, a statement to that effect will be included as Exhibit IV.

(4) Special Engineering Support. Engineering support requested by the Principal which is beyond that necessary to perform routine surveillance of the depot maintenance proc

esses and procedures will be identified in Exhibit V. These requirements will be separately funded.

(5) Failure Analysis Reports (FAR), Teardown Deficiency Reports (TDR), and Disassembly Inspection Reports (DIR). FARs, TDRs, and DIRs may be requested at any time by the Principal. However, these actions will be subject to separate funding and defined as part of Exhibit VII-A. These reporting requirements are to be identified in Exhibit X-A.

c. Man-Hour/Flow Time/Cost Estimating.

(1) Cost and man-hour estimates will be developed in accordance with current regulations by the Agent for the Principal for each item to be supported, based on the total units of planned production, type of work, and delivery schedules for the proposed interservice support. Such estimates must include all applicable elements of cost and should, whenever possible, be validated by actual cost records from past repair activity operations or from comparable production data, taking into consideration the differences in workload and other factors. Estimates for a given line item will show the unit direct labor man-hours and cost for the planned production, based on the stabilized rate for the period, which includes direct labor, material, and overhead as prescribed by DoD 7000.14-R, Financial Management Regulation, Volume 11B, Chapter 63. Unit cost estimates will, whenever possible, be developed and identified as fixed prices for the FY, based on Exhibit VII. Costs incurred in support of Foreign Military Sales (FMS) will be documented and reported in accordance with policies set forth per the Military Articles and Service List (MASL) and existing Service directives.

(2) Costs of depot maintenance interservice support requiring contractual effort will be estimated by the Agent.

(3) Unserviceable items will normally be processed and shipped serviceable to the Principal within the time specified in Exhibits I and II. Any scheduling in excess of this time will be negotiated with the Principal. It is agreed that the time specified in Exhibits I and II is required, but the Agent will effect a reduced flow time whenever reasonable.

(4) The Principal will review and evaluate these estimates prior to formal negotiation with the Agent. Specific reimbursable costs will be identified in the agreement at the time of formal negotiation.

(5) Exhibits I and II reflect the negotiated cost and man-hour data.

(6) Exhibit V reflects the negotiated cost/man-hour data for special engineering support.

d. Work Specifications. The Principal and Agent will negotiate the work specifications. Once the work specification has been agreed to, the Agent will notify the Principal before changing the work specification. Where conditions exist that are peculiar to the Principal (environmental, special equipment, procedures, etc.) and require a change or addition to the work specification, such change(s) will be defined in Exhibit VIIA and identified in Exhibit VIIB.

31 MARCH 1999

The contents of these special sections will be agreed upon by negotiation and mutual consent before being incorporated into the Agent's work specifications as an added section. When weapon systems or major assemblies, such as aircraft or engines, are involved, and a common work specification cannot be developed, the Principal's work specification will be made an addendum to the Agent's work specification. Work specification addenda of this nature will be modified only by the Principal. Implementation of work specifications will be the sole responsibility of the Agent. Deviations from work specifications, such as waivers, engineering change proposals, material substitutions or alternate repair methods, not specifically authorized by the work specification or elsewhere in the DMISA, shall only be permitted after obtaining approval of the Principal.

(1) **Statement of Work.** When the Agent's current work specification does not satisfy the Principal's requirements, a separate section will be mutually developed documenting the Principal's needs and included as Exhibit VIIA.

(2) **Technical Data.** The initial supply of the Principal's engineering directives, forms, and/or publications will be listed in Exhibit VIIB and will be furnished by the Principal prior to the beginning of work. Subsequent requirements will be obtained by the Agent by submitting requisitions to the appropriate source in accordance with AR 25-36, AFR 66-19, OPNAVINST 5600.22, MCO P5215.17B, DLAR 4151.9, Interservicing of Technical Manuals and Related Technology. Direct liaison is authorized for the exchange of information relative to alterations and engineering change proposals as they occur; however, exchange of all approved engineering modifications and product improvement information between the Agent and Principal is the responsibility of the coordination representatives, as specified in Section I, paragraphs 6a and b.

(3) **Bill of Materials/Material Requirements List.** The list of materials required to support work specifications is shown as Exhibit VI.

(4) **Configuration Management.** When configuration management across Service lines applies, an agreement will be negotiated between the Principal and the Agent and furnished as Exhibit IX. The Agent will not make any configuration changes to the Principal's equipment without prior approval of the Principal. The Principal and Agent will negotiate desired configuration change costs.

e. **Quality Assurance.**

(1) For work accomplished in a government-owned and government-operated facility, the Agent will be responsible for maintaining an adequate quality assurance program. The Agent's established methods and procedures, ISO 9002/3 or ASQC 9002/3, or those specified in Exhibit VIIC will be used.

(2) For work accomplished under contract, the Agent will ensure the contractor maintains a quality assurance system in accordance with the provisions of ISO 9002/3 or ASQC 9002/3 and delivers material of acceptable quality in accordance with the terms of the applicable

31 MARCH 1999

contracts and specifications. The Principal will deal with the Agent in all quality and contract management matters.

(3) For organic or contractual work, the Agent or the Principal may require negotiated special examinations of the quality system by a team of quality assurance personnel. The need for special examination will be determined by agreement between the Agent and Principal. For organic work, unless otherwise agreed to, the Agent will conduct the examination and invite the Principal to participate. For contractual work, the contract shall specify that the Principal may request a Product-Oriented Survey (POS) in accordance with Federal Acquisition Regulation (FAR), and the Agent will participate. Exhibit VIII may be used to reflect the parameters for the POS. Normally, a POS is chaired by the requesting activity.

f. Economic Repair Limitations. The economic repair limitation for components listed in Exhibit II will be _____ percent of the current stock list price or replacement price, if available. When it is apparent that the cost to repair an item will exceed this percentage, the Agent will notify the Principal and obtain disposition instructions. Repair cost exceeding the economic repair limitation will be separately negotiated between the Principal and the Agent. When abnormal conditions are encountered that indicate funding constraints per unit will be exceeded, the Principal will be notified immediately of the conditions and the estimated costs to complete necessary repairs. Unless otherwise authorized by the Principal, all work will stop until approval to proceed is given.

g. Reusable Containers. Reusable containers or airlift dollies will be furnished by the Principal. Containers and dollies will be provided minor repair by the Agent concurrent with the maintenance program. Any additional repair required will be negotiated between the Principal and Agent.

h. Costing: (Check as applicable)

___ Fixed Price (Paragraph 10h(1)(a))

___ Cost Reimbursable (Paragraph 10h(1)(b))

(1) Costing will be accomplished in accordance with the current DoD regulations and terms of this agreement. Emphasis will be placed on collecting data reflecting the total cost incurred. Sufficient information is required to identify such items as direct labor, overhead, operation, and maintenance of facilities, repair parts, etc., in order that the proper elements of cost can be identified to obtain reimbursement and satisfy accounting requirements.

(a) Fixed Price. Except for public-public and public-private competition work, the items specified in Exhibits I and II are to be worked on a fixed-price or fixed-rate basis, in accordance with the DoD rate stabilization policy found in DoD 7000.14-R, Volume 11B, Chapter 63. These rates will remain in effect for the operating period. Prices indicated will be based on current cost data in effect at the maintenance activity at the time of DMISA negotiation and any known forthcoming events that would impact data. Such changes will be forwarded with adequate justification to the Principal in the revised exhibit(s) not later than 30 calendar

31 MARCH 1999

days prior to the start of the following quarter. Unless negotiated to the contrary, the revised cost will not be retroactive. It will apply only to those items inducted after the quarter in which the change is reported.

(b) Cost Reimbursable. When the items specified in Exhibits I and II are to be worked organically on a cost-reimbursable basis, a specific number of units or a specified period of time must be identified on the appropriate exhibit until sufficient repair history becomes available on which to base a fixed cost. The expenditures will be reviewed jointly at least semiannually to ensure adequate funding is available to allow the Agent to support the Principal's requirements.

i. Funding: (Check one)

Military Interdepartmental Purchase Request (MIPR)

Project Order (PO)

(1) Funds to cover the cost of work or services to be performed through DMISAs will be provided by MIPR or PO. MIPRs or POs will be written to cover the quantities reflected on the DMISA and exhibits; and the funds will, in all instances, be sufficient to cover cost computed under Section I, paragraph 10c. Planning MIPRs in accordance with FAR or other "intent to fund documents" will be utilized to ensure timely induction of items listed in Exhibits I and/or II. The MIPR will be formally accepted by means of a DD Form 448-2, Acceptance of MIPR, and obligations will be recorded in accordance with FAR. Amendments to the PO will include all pertinent information contained in the basic PO.

(2) When other than routine reports (see Exhibit X-A) are required, the funding document will include a line item to fund such requirements.

(3) Funding documents will include sufficient funds to cover the cost of known packaging and crating requirements.

(4) The funding document and all amendments will adequately identify the appropriate transportation fund citation, and this information will be provided to the shipping transportation officer, when the shipping function will not be performed by the Defense Distribution Depot (DDD).

(5) The funding document, to the extent allowable, will be considered only as the funding document and will not contain information other than that necessary for funding purposes. The funding document and all its amendments will reference the DMISA exhibit (or specific portions) to which it relates. The funding document will not contain information or directions that conflict with this agreement.

(6) When there are insufficient nonconsumables in the Agent's inventory to initially support both Services' requirements and the Principal cannot provide the necessary material, the Principal will provide funds to the Agent in a timely manner to procure material to meet the

31 MARCH 1999

Principal's requirements. Follow-on support will be provided as agreed to within Section II of this DMISA.

(7) Financial status of the funding document will be reviewed periodically to determine the adequacy of funds and the funding will be adjusted accordingly.

(8) The Principal will address the funding document and all amendments to: _____,
with information copies to: _____.

(9) The Agent will accept or reject funding documents within 30 calendar days of receipt.

j. Billing.

(1) General. Prepayments will not be requested or accepted under DMISAs. Reimbursement for the cost of work and service ordered from an industrial fund activity will be made at least monthly on a progress payment basis by cross-disbursement without the use of checks, as described by DoD 7000.14-R, Volume 11B, Chapter 63 and established FMS procedures. Billings by nonindustrial fund activities will also be submitted at least monthly for completed work.

(2) Agent. Billings will be prepared by the performing activity on Standard Form 1080, "Vouchers for Transfers Between Appropriations and/or Funds (Disbursement)," or other forms recognized between the Services for this purpose. These billings will be submitted to the office designated in the funding document. A copy will be provided to the Principal's coordination representative designated in the DMISA. A review of the financial status for cost-reimbursable programs will be made to effect necessary adjustments whenever billings total 50 and 75 percent of the funding document.

(3) The billings will indicate the gross amount of the bill, FMS case number when applicable, progress billings to date, the net billings for the period, and other billing information on negotiated labor, material, and FMS accessorial charges.

k. Reports. Reporting requirements related to this DMISA, mutually agreed to by Principal and Agent, are set forth in Exhibit X-A.

l. Personnel Spaces. The Agent agrees to accomplish the Principal's current year requirements without requesting personnel spaces from the Principal. Additional workload requested throughout the FY will be separately negotiated and accomplished by judicious use of overtime, if required. The Agent will program for projected or subsequent personnel requirements based on known workload requirements.

m. Security. The Principal will advise the Agent of the security classification of the line items to be supported. Classified material repaired in organic depots will be safeguarded in accordance with the Agent's security manual. Classified material contracted to commercial sources will be protected in accordance with the Armed Services Industrial Security Regulations. The

Principal MISO reserves the authority to reasonably challenge all security procedures and measures.

n. Safety. The Agent will be responsible for safety practices in accordance with current procedures. Special safety requirements are listed in Exhibit XI.

o. Other Support. Any support beyond the specific provisions of this agreement shall be separately negotiated, funded, and reflected in Exhibit XVII.

SECTION II - MATERIAL SUPPORT

1. PROCEDURES FOR SHIPMENT.

a. To Agent: (See specific shipping instructions on Exhibit XIII, Part I)

(1) Agent's repair activity: _____.

(2) Packaging. Negotiated items being shipped to the Agent will be preserved and packaged in accordance with _____. Any special preservation, packaging, and packing instructions shall be in accordance with instructions in Exhibit XIV.

(3) Markings. Containers and shipping documents will be marked in accordance with _____. Containers and shipping documents will be marked for _____ (owning organization) material for repair under DMISA _____. Any additional special marking shall be in accordance with instructions in Exhibit XII.

b. To Principal: (See specific shipping instructions on Exhibit XIII, Part II)

(1) Location/consignee. _____.

Ship to: _____.

(2) Shipping Authority. Unless otherwise directed by the Principal, all serviceable production will be shipped to location(s) specified in Section II, paragraph 1b(1) (see Exhibit XIII, Part II).

(3) Packaging Instructions. Negotiated items being shipped to the Principal will be preserved and packaged in accordance with _____. Any special preservation, packaging, and packing instructions shall be in accordance with instructions in Exhibit XIV.

(4) Special Markings. All shipping documents will conform to MILSTRIP. Markings will conform to requirements of _____. Any additional special marking shall be in accordance with instructions in Exhibit XII.

(5) Method of Transportation. The transportation mode will be determined on the basis of a DoD priority designator as specified by the Principal.

(6) Transportation Fund Citation.

(a) A transportation fund citation is not required for Defense Working Capital Fund materiel if the DDD issues the repaired item from the maintenance depot or from storage

31 MARCH 1999

for delivery to the consignee or to the customer. The DLA charge for the issue transaction includes second destination transportation within the contiguous United States (CONUS).

(b) A transportation fund citation is required for the issue of non-Defense Working Capital Fund materiel.

(c) The Principal must determine, prior to commencement of negotiations, which items are managed under a Defense Working Capital Fund.

(d) If a transportation fund citation is required for return of items from the Agent's maintenance facility, the Principal will include it on the MIPR (DD Form 448, Block 12) or on the PO (Block 8), or provide it separately. All shipping documents, including Government Bills of Lading (GBL), shall cite the appropriate transportation fund citation.

2. PRODUCTION SUPPORT. The Agent and Principal will mutually agree to any special provisions. The Agent and the Principal shall negotiate and maintain liaison on the maximum quantities of unserviceable assets to be maintained at the Agent's repair facility in order to support the Agent's production schedule on a timely basis.

3. EMERGENCY REPAIR PROVISIONS. The Agent agrees to provide emergency service when called upon by the Principal if within operational and industrial capacity. The affected item(s) will be expedited compatibly with other workloads of comparable priority. When a renegotiated item requires emergency processing, the Principal will advise the Agent by message, telephone call, or e-mail. The Agent's contact point for emergency repair requirement is

_____.

When emergency services/requirements require additional funding, they will be negotiated accordingly.

4. ITEM ACCOUNTABILITY.

a. The Agent will account for all items received and for the return of the specific stock-numbered items, including those items with identity changes due to modification.

b. Material or parts condemned as unserviceable and not repairable, as the result of any inspection procedures/methods required by the work specification and for which the Material Review Board has directed material to be scrapped, shall be disposed of in accordance with current regulations. All documents pertinent to such material or parts must contain a certificate to the effect that all required mutilation has been accomplished.

c. Other accountability procedures for items on this agreement are: _____

_____.

5. DEPOT MATERIAL SUPPORT. The responsibility of both the Principal and the Agent for providing material support (nonconsumable and consumable) will be outlined as follows (for detailed material support procedures, see Exhibit XV):

a. Jointly Used/Jointly Managed Items. These items are normally nonconsumable material.

(1) Initial Pipeline. When there is insufficient material in the Agent's inventory to initially support both Services' work requirements, and the Principal has material available, the Agent may requisition from the Principal that material necessary to support the Principal's requirements. The Agent's funds will be cited on the requisition form, with the expenditure recouped through material costs charged the Principal for repair.

(2) Follow-on. The Agent will acquire sufficient material in a timely manner to ensure support of the repair negotiated.

b. Joint Support Items. Items managed by a single Service will be requisitioned by the Agent citing the Agent's funds unless otherwise provided for in a joint support plan and/or separately negotiated. Expenditures will be recouped through material costs charged to the Principal for repair.

c. Peculiar Items. Peculiar items managed by the Principal will be requisitioned by the Agent citing the Agent's funds unless otherwise provided for in a joint support plan and/or separately negotiated. The Principal shall plan for supporting the Agent's needs as negotiated. Expenditures will be recouped through material costs charged to the Principal for repair.

d. Repairable Items. The Principal and the Agent will negotiate requirements to establish a ratable pool of repairable subassemblies. If a pool is required, specific details will be shown on Exhibit XV-A.

e. Defense Logistics Agency (DLA), General Services Administration (GSA) and Other Material. All DLA/GSA items and other material will be requisitioned by the Agent citing the Agent's funds. Local purchase/manufacture items will be the responsibility of the Agent.

f. Modification Kits. Modification kits will be furnished by the Principal to the Agent without charge upon release of the modification directive. Exceptions will be negotiated. When kits are furnished, Exhibit XV-B will furnish detailed instructions.

g. Material Support Procedures. For detailed material support procedures other than Ratable Pool Requirements (Exhibit XV-A) or Modification Kits (Exhibit XV-B) see Exhibit XV-C, Other Material Support Procedures.

h. Items Missing on Inventory. When an end item is received minus an accountable asset, the Agent or DDD will immediately notify the Principal of the shortage and request instructions.

31 MARCH 1999

6. SUPPORT EQUIPMENT. Common and peculiar support equipment and tooling are furnished or funded by the Principal to support the Principal's requirements in accordance with the terms of the award/decision or subsequent negotiations. All support equipment provided by the Principal remains the property of the Principal and is returned upon termination of the agreement as mutually agreed. Exhibit XVI will identify equipment/tooling on loan and disposition upon termination.

7. MATERIAL SOURCE CHANGES. The Agent will be responsible for keeping current information on the source of material.

8. TERMINATION ASSETS DISPOSITION.

a. Spares. Upon termination of this agreement, the Agent will furnish the Principal with a listing of Principal-owned nonconsumable items properly identified and with appropriate condition codes. The Principal will furnish disposition instructions to the Agent.

b. Support Equipment and Tooling. Support equipment, tooling, and software loaned by the Principal shall be reported to the Principal for disposition instructions.

c. Common Material. Upon termination of this agreement, the Agent's available assets will be prorated and distributed as negotiated between the Principal(s) and the Agent.

d. Unique Material. Disposition of Principal-funded, Principal-unique material will be negotiated between the Agent and the Principal.

9. CRITICAL ALLOYS AND/OR PRECIOUS METALS RECOVERY. Instructions for identification, conservation, segregation, and/or reclamation of parts containing critical alloys or precious metals will be per DoD 4160.21-M, Chapter X, "Precious Metals Recovery Program," and DoD 4160.21-M, Defense Reutilization and Marketing Manual, Chapter VIII, "Property Requiring Special Processing," paragraph B103, "Strategic and Critical Materials to be Reported to General Services Administration".

10. USE OF EXHIBITS:

EXHIBIT I (Schedule and Costs - Major Programs). Each item listed will be identified with a three character, alpha-numeric WBS code in accordance with DoD 7000.14-R, Volume 6, Chapter 14, Addendum 4. FSG 34 items will be coded "K-5-(blank)" (only coded to second level, use two characters). The material cost column will be broken down into sufficient sub-columns to satisfy accounting requirements. The DLA cost column will include only those costs for DDD support, negotiated as part of the DMISA, that the DDD will bill to the Agent and the Agent will bill the Principal. The DLA costs will be cross-referenced to the Exhibits that specify DLA/DDD support functions. This exhibit will be used for major items only. The Principal will determine the item to be major. Tabs will be used to differentiate between workloads on the same DMISA; Exhibit I tabs will be identified with a single alpha character. See Section I, paragraphs 10b(1)(a) and 10b(1)(c).

31 MARCH 1999

EXHIBIT II (Schedule and Costs - Minor Programs). Each item listed will be identified with a three character, alpha-numeric WBS code in accordance with DoD 7000.14-R, Volume 6, Chapter 14, Addendum 4. FSG 34 items will be coded "K-5-(blank)" (only coded to second level, use two characters). The material cost column will be broken down into sufficient subcolumns to satisfy accounting requirements. The DLA cost column will include only those costs for DDD support, negotiated as part of the DMISA, that the DDD will bill to the Agent and the Agent will bill the Principal. The DLA costs will be cross-referenced to the Exhibits that specify DLA/DDD support functions. This exhibit will be used for secondary items only. The Principal will determine items to be secondary. Tabs will be used to differentiate between workloads on the same DMISA; Exhibit II tabs will be identified with a double alpha character. See Section I, paragraphs 10b(1)(b) and 10b(1)(c).

EXHIBIT III (Projected Requirements - Major Programs, Minor Programs, and Pending Capability). Major programs will be identified as Exhibit III-A, Minor Programs will be identified as Exhibit III-B, and Projected Requirements Pending Capability will be identified as Exhibit III-C. Tabs will be used for Exhibits III-A and III-B to differentiate between workloads on the same DMISA and will reflect the Exhibit I or Exhibit II tab to which they refer. Exhibit III-C will utilize single alpha tabs to differentiate between projected requirements on the same DMISA. Each item listed will be identified with a three character alpha-numeric WBS code in accordance with DoD 7000.14-R, Volume 6, Chapter 14, Addendum 4. FSG 34 items will be coded "K-5-(blank)" (only coded to second level, use two characters). See Section I, paragraph 10b(2).

EXHIBIT IV (National Emergency Requirements). This exhibit will be used to project by month for a 12-month period requirements necessary to support the Principal's mobilization plan. If no requirement is documented, a statement to that effect will be made part of the exhibit. Tabs will be used for Exhibit IV to differentiate between workloads on the same DMISA and will reflect the Exhibit I or Exhibit II tab to which they refer. Each item listed will be identified with a three character alpha-numeric WBS code in accordance with DoD 7000.14-R, Volume 6, Chapter 14, Addendum 4. FSG 34 items will be coded "K-5-(blank)" (only coded to second level, use two characters). See Section I, paragraph 10b(3).

EXHIBIT V (Special Engineering Support). As specified in Section I, paragraph 10b(4). This exhibit will be used to identify any special engineering support required by the Principal for depot maintenance over and above that required for general surveillance of the repair process. If it is necessary to refer to specific workload items, reference to Exhibit I or II Tab and Item Numbers should be made in text. All support requirements will include estimated quantities of man-years required from the Agent.

EXHIBIT VI (Bill of Material/Material Requirements List). This exhibit will be used for listing, by usage rates, all material required for depot maintenance of the negotiated end item. The format for reflecting these data and the decision for the use of this exhibit will be agreed to during the DMISA negotiations. See paragraph 10d(3). When used, it must contain at least the negotiated end items, mission, design, and series (MDS) or must be reflected in Exhibits I and II with a breakdown of supporting parts by NSN, quantity per assembly, overhaul replacement factor, and source of supply.

31 MARCH 1999

EXHIBIT VII (Work Specifications/Quality Assurance). These exhibits will include applicable information cited in Section I, paragraphs 10d and 10e and agreed to during negotiations. Statement of Work will be identified as Exhibit VII-A, Technical Data List and Line Item Cross-Reference will be identified as Exhibit VII-B, and Quality Assurance Requirements will be identified as Exhibit VII-C. If it is necessary to refer to specific workload items on Exhibits VII-A and VII-C, reference to Exhibit I or II tab and item numbers should be made in text.

EXHIBIT VIII (Product-Oriented Survey Parameters). This exhibit will include applicable information cited in Section I, paragraph 10e(3). If it is necessary to refer to specific workload items, reference to Exhibit I or II Tab and Item Numbers should be made in text.

EXHIBIT IX (Joint Operating Procedure for Configuration Management). When applicable, as specified in Section I, paragraph 10d(4), a joint agreement on configuration management will be negotiated and attached. If it is necessary to refer to specific workload items, reference to Exhibit I or II Tab and Item Numbers should be made in text.

EXHIBIT X-A (List of Reports). As specified in Section I, paragraph 10k. Required reports, other than the Monthly Production Report, will be negotiated and a sample, with directions, attached.

EXHIBIT X-B (Monthly Production Report). As specified in Section I, paragraph 10k. If specified on Exhibit X-A, the Agent will submit this exhibit to the Principal generally within 10 calendar days of the end of each month. Definition of key terms used on this exhibit are as follows:

1. Control Number- An alpha-numeric character sequence assigned by the Agent for each workload item on a DMISA used to identify and track progress of the item through the Agent's maintenance system.

2. Negotiated Requirement (NEG REQ)- The quantity, agreed upon between the Principal and Agent, that is to be repaired/overhauled by the Agent. For this exhibit, this quantity is the summation of the negotiated requirements for the FY specified within the funding document and corresponds to the appropriate Exhibit I or II.

3. Quantity Received This Month- The quantity of a workload item that has been received at the Agent's Repair Facility in the last 30 days or since the last monthly production report (if a report was submitted in the previous month).

4. Quantity Received To Date- The quantity of a workload item that has been received at the Agent's Repair Facility since the change of the FY inclusive of the last 30 days or since the last monthly production report.

5. Quantity Shipped Serviceable (SVCABLE) This Month- The quantity of a workload item that has been shipped in a serviceable condition (Condition Code "A") from the Agent's Repair Facility to a location named by the Principal in the last 30 days or since the last monthly production report (if a report was submitted in the previous month).

31 MARCH 1999

6. Quantity Shipped Serviceable (SVCABLE) To Date- The quantity of a workload item that has been shipped in a serviceable condition (Condition Code "A") from the Agent's Repair Facility to a location named by the Principal since the change of the FY inclusive of the last 30 days or since the last monthly production report.

7. Quantity Shipped Unserviceable (UNSVCABL) This Month- The quantity of a workload item that has been shipped in an unserviceable condition (Condition Code "F") from the Agent's Repair Facility to a location named by the Principal in the last 30 days or since the last monthly production report (if a report was submitted in the previous month).

8. Quantity Shipped Unserviceable (UNSVCABL) To Date- The quantity of a workload item that has been shipped in an unserviceable condition (Condition Code "F") from the Agent's Repair Facility to a location named by the Principal since the change of the FY inclusive of the last 30 days or since the last monthly production report.

9. Quantity Shipped Other Condition This Month- The quantity of a workload item that has been shipped in any condition other than Condition Codes "A" or "F" from the Agent's Repair Facility to a location named by the Principal in the last 30 days or since the last monthly production report (if a report was submitted in the previous month).

10. Quantity Shipped Other Condition To Date- The quantity of a workload item that has been shipped in any condition other than Condition Codes "A" or "F" from the Agent's Repair Facility to a location named by the Principal since the change of the FY inclusive of the last 30 days or since the last monthly production report.

11. Quantity Condemned This Month- The quantity of a workload item that has been reported as condemned by the Agent's Repair Facility in the last 30 days or since the last monthly production report (if a report was submitted in the previous month).

12. Quantity Condemned To Date- The quantity of a workload item that has been reported as condemned by the Agent's Repair Facility since the change of the FY inclusive of the last 30 days or since the last monthly production report.

13. Quantity Completed This Month- The quantity of a workload item that has been reported as completed by the Agent's Repair Facility in the last 30 days or since the last monthly production report (if a report was submitted in the previous month).

14. Quantity Completed To Date- The quantity of a workload item that has been reported as completed by the Agent's Repair Facility since the change of the FY inclusive of the last 30 days or since the last monthly production report.

15. In-Supply Condition Code "A"- The quantity of a workload item that is in the possession of the local supply facility in a serviceable condition (Condition Code "A") on the date of this monthly production report.

31 MARCH 1999

16. In-Supply Condition Code "F"- The quantity of a workload item that is in the possession of the local supply facility in an unserviceable condition (Condition Code "F") on the date of this monthly production report.

17. In-Supply Condition Code "G"- The quantity of a workload item that is in the possession of the local supply facility in a "long-term" awaiting parts condition (Condition Code "G") on the date of this monthly production report. Items are considered in "long-term" awaiting parts status when the item has been placed in the possession of the local supply facility pending availability of repair parts rather than remaining in the possession of the Agent's Repair Facility ("short-term").

18. In-Supply Condition Code "OTHER"- The quantity of a workload item that is in the possession of the local supply facility in any Condition Code other than "A," "F," "G," or in transit (TRANS) from the storage facility to the repair facility on the date of this monthly production report.

19. In-Supply Condition Code "TRANS"- The quantity of a workload item that is in transit (TRANS) from the storage facility to the Agent's Repair Facility on the date of this monthly production report.

20. In-Maintenance Condition "AWP"- The quantity of a workload item that is in the possession of the Agent's Repair Facility and in a "short-term" awaiting parts (AWP) status on the date of this monthly production report.

21. In-Maintenance Condition "AWM"- The quantity of a workload item that is in the possession of the Agent's Repair Facility and in an awaiting maintenance (AWM) status on the date of this monthly production report.

22. In-Maintenance Condition "OWO"- The quantity of a workload item that is in the possession of the Agent's Repair Facility in an on work order (OWO) status on the date of this monthly production report.

23. In-Maintenance Condition "TRANS"- The quantity of a workload item that is in transit (TRANS) from the Agent's Repair Facility to the local supply facility on the date of this monthly production report.

24. Comment- An entry in this column denotes a situation not fully explained by the condition or status entries on part 1 of the monthly production report and which is more fully explained on part 2 (comments).

EXHIBIT XI (Safety). As specified in Section I, paragraph 10n. The DDD located on site at the Agent's Repair Facility may have responsibilities listed on this exhibit. All support services which will be performed by the local DDD, and any associated costs, will be specifically identified on this exhibit and the costs included in the Unit DLA Cost column on Exhibits I and II. If it is necessary to refer to specific workload items, reference to Exhibit I or II Tab and Item Numbers should be made in text.

31 MARCH 1999

EXHIBIT XII (Special Markings). As specified in Section II, paragraphs 1a and 1b. All support services which will be performed by the local DDD, and any associated costs, will be specifically identified on this exhibit and the costs included in the Unit DLA Cost column on Exhibits I and II. If it is necessary to refer to specific workload items, reference to Exhibit I or II Tab and Item Numbers should be made in text.

EXHIBIT XIII (Special Shipping Instructions). As specified in Section II, paragraph 1b. All support services which will be performed by the local DDD, and any associated costs, will be specifically identified on this exhibit and the costs included in the Unit DLA Cost column on Exhibits I and II.

EXHIBIT XIV (Special Preservation, Packaging and Packing Instructions). As specified in Section II, paragraph 1b. All support services which will be performed by the local DDD, and any associated costs, will be specifically identified on this exhibit and the costs included in the Unit DLA Cost column on Exhibits I and II. If it is necessary to refer to specific workload items, reference to Exhibit I or II Tab and Item Numbers should be made in text.

EXHIBIT XV (Material Support Procedures). These exhibits will be used to prescribe detailed supply procedures for the Principal in support of the Agent and vice versa. Those procedures that apply only to internal operations of either the Principal or the Agent will not be included, nor will the exhibit be required if the procedures are adequately covered in Section II, paragraph 5.

EXHIBIT XV-A (Rotatable Pool Requirements). As specified in Section II, paragraph 5d, this exhibit will identify the repairables to be loaned to the Agent, the quantity (level), identification of the lender, identification of the borrower, and the required MILSTRIP/MILSTRAP documentation.

EXHIBIT XV-B (Modification Kits). As specified in Section II, paragraph 5f.

EXHIBIT XV-C (Other Material Support Procedures). As specified in Section II, paragraph 5g. If it is necessary to refer to specific workload items, reference to Exhibit I or II Tab and Item Numbers should be made in text.

EXHIBIT XVI (Tools and Equipment). This exhibit will specify the responsibility of the Principal to loan any production equipment or tooling to the Agent. See Section II, paragraph 6. This exhibit will identify this equipment, its ownership, and its disposition upon termination of the agreement.

EXHIBIT XVII Other Support (Non-Engineering). As specified in Section I, paragraph 10o. This exhibit is to be used to reflect any special support required over and above the specific provisions of this agreement, such as field teams, study groups, training, etc. All support services which will be performed by the local DDD will be specifically identified on this exhibit. If it is necessary to refer to specific workload items, reference to Exhibit I or II Tab and Item Numbers should be made in text.

USE OF EXHIBITS

<u>EXHIBIT</u>	<u>APPLI- CABLE</u>	<u>NOT APPLI- CABLE</u>
I SCHEDULE & COSTS - Major Programs	_____	_____
II SCHEDULE & COSTS - Minor Programs	_____	_____
III-A PROJECTED REQUIREMENTS - Major Programs	_____	_____
III-B PROJECTED REQUIREMENTS - Minor Programs	_____	_____
III-C PROJECTED REQUIREMENTS - Pending Capability	_____	_____
IV NATIONAL EMERGENCY REQUIREMENTS	_____	_____
V SPECIAL ENGINEERING SUPPORT	_____	_____
VI BILL OF MATERIAL/MATERIAL REQUIREMENTS LIST	_____	_____
VII-A STATEMENT OF WORK	_____	_____
VII-B TECHNICAL DATA LIST AND LINE ITEM CROSS REFERENCE	_____	_____
VII-C QUALITY ASSURANCE REQUIREMENTS	_____	_____
VIII PRODUCT ORIENTED SURVEY PARAMETERS	_____	_____
IX JOINT OPERATING PROCEDURE FOR CONFIGURATION MANAGEMENT	_____	_____
X-A LIST OF REPORTS	_____	_____
X-B MONTHLY PRODUCTION REPORT	_____	_____
XI SAFETY	_____	_____
XII SPECIAL MARKINGS	_____	_____
XIII-I SPECIAL SHIPPING INSTRUCTIONS PART I	_____	_____
XIII-II SPECIAL SHIPPING INSTRUCTIONS PART II	_____	_____
XIII-III SPECIAL SHIPPING INSTRUCTIONS PART III	_____	_____
XIV SPECIAL PRESERVATION, PACKAGING AND PACKING INSTRUCTIONS	_____	_____
XV-A ROTATABLE POOL REQUIREMENTS	_____	_____
XV-B MODIFICATION KITS	_____	_____
XV-C OTHER MATERIAL SUPPORT PROCEDURES	_____	_____
XVI TOOLS AND EQUIPMENT	_____	_____
XVII OTHER SUPPORT (NON-ENGINEERING)	_____	_____

DMISA
EXHIBIT I
SCHEDULE & COSTS - MAJOR PROGRAMS

FY:

PRINCIPAL:
AGENT:
DATA CURRENT AS OF:
VERSION TYPE:

TAB: DESCRIPTION:

REPAIR FACILITY:

ITEM NO.	NSN/PART NO. & CAGE AND NOMENCLATURE	WBS	INPUT/OUTPUT	OCT	NOV	DEC	JAN	FEB	MAR	APR	MAY	JUN	JUL	AUG	SEP	TOTAL QTY
	STOCK	UNIT	FLOW		UNIT LABOR		UNIT COST		UNIT COST		UNIT		TOTAL			TOTAL
	LIST	MAN	TIME		COST		MATERIAL		MATERIAL		DLA		UNIT			TOTAL
	PRICE	HOURS	DAYS		INCLUDE O/H		EXP		INV		COST*		COST			COST

*DDD support functions associated with these costs are specified on Exhibit(s) _____

ORIGINAL _____ CHANGE 1 _____ 2 _____ 3 _____ 4 _____ 5 _____ 6 _____

PAGE _____ OF _____

**DMISA
EXHIBIT II
SCHEDULE & COSTS - MINOR PROGRAMS**

FY:

**PRINCIPAL:
AGENT:
DATA CURRENT AS OF:
VERSION TYPE:**

TAB: DESCRIPTION:

REPAIR FACILITY:

ITEM NO.	NSN/PART NO. & CAGE AND NOMENCLATURE	WBS	INPUT/OUTPUT	1ST QTR	2ND QTR	3RD QTR	4TH QTR	TOTAL QTY			
	STOCK LIST PRICE	UNIT MAN HOURS	FLOW TIME DAYS	FIXED COST	ESTIMATED UNIT COST	UNIT LABOR COST INCLUDE O/H	UNIT COST MATERIAL EXP	UNIT COST MATERIAL INV	UNIT DLA COST*	TOTAL UNIT COST	TOTAL COST

*DDD support functions associated with these costs are specified on Exhibit(s) _____

ORIGINAL _____ CHANGE 1 _____ 2 _____ 3 _____ 4 _____ 5 _____ 6 _____

PAGE ____ OF ____

DMISA
EXHIBIT III-A
PROJECTED REQUIREMENTS - MAJOR PROGRAMS

FY:

PRINCIPAL:
AGENT:
DATA CURRENT AS OF:
VERSION TYPE:

TAB: DESCRIPTION:

REPAIR FACILITY:

ITEM NO.	NSN/PART NO. & CAGE AND NOMENCLATURE	WBS	FY+1	FY+2	REQUIREMENTS		
					FY+3	FY+4	FY+5

142

DMISA
EXHIBIT III-B
PROJECTED REQUIREMENTS - MINOR PROGRAMS

FY:

PRINCIPAL:
AGENT:
DATA CURRENT AS OF:
VERSION TYPE:

TAB: DESCRIPTION:

REPAIR FACILITY:

ITEM NO.	NSN/PART NO. & CAGE AND NOMENCLATURE	WBS	FY+1				TOTAL	FY+2				TOTAL
			1ST QTR	2ND QTR	3RD QTR	4TH QTR		1ST QTR	2ND QTR	3RD QTR	4TH QTR	

143

OPNAVINST 4790.14A/AMC-R 750-10/AFI 21-133(D)/MCO P4790.10B/DLAD 4151.16
 31 MARCH 1999

DMISA
EXHIBIT III-C
PROJECTED REQUIREMENTS - PENDING CAPABILITY

FY:

PRINCIPAL:
AGENT:
DATA CURRENT AS OF:
VERSION TYPE:

TAB: DESCRIPTION:

REPAIR FACILITY:

ITEM NO.	NSN/PART NO. & CAGE AND NOMENCLATURE	WBS	STOCK LIST PRICE	ESTIMATED DATE REQ'D FOR DEPOT CAP.	REMARKS
----------	---	-----	------------------	---	---------

**DMISA
EXHIBIT IV
NATIONAL EMERGENCY REQUIREMENTS**

FY:

**PRINCIPAL:
AGENT:
DATA CURRENT AS OF:
VERSION TYPE:**

TAB: DESCRIPTION:

REPAIR FACILITY:

ITEM NO.	NSN/PART NO. & CAGE AND NOMENCLATURE	WBS	M+1	M+2	M+3	M+4	M+5	M+6	M+7	M+8	M+9	M+10	M+11	M+12	TOTAL
----------	---	-----	-----	-----	-----	-----	-----	-----	-----	-----	-----	------	------	------	-------

DMISA:
EXHIBIT V
SPECIAL ENGINEERING SUPPORT

FY:

PRINCIPAL:
AGENT:
DATA CURRENT AS OF:
VERSION TYPE:

REPAIR FACILITY:

**DMISA:
EXHIBIT VII-A
STATEMENT OF WORK**

FY:

**PRINCIPAL:
AGENT:
DATA CURRENT AS OF:
VERSION TYPE:**

REPAIR FACILITY:

DMISA
EXHIBIT VII-B
TECHNICAL DATA LIST AND LINE ITEM CROSS REFERENCE

FY:

PRINCIPAL:
AGENT:
DATA CURRENT AS OF:
VERSION TYPE:

PROGRAM TYPE/TAB/ITEM NO.	TECHNICAL DATA							

149

DMISA:
EXHIBIT VII-C
QUALITY ASSURANCE REQUIREMENTS

FY:

PRINCIPAL:
AGENT:
DATA CURRENT AS OF:
VERSION TYPE:

REPAIR FACILITY:

DMISA:
EXHIBIT VIII
PRODUCT ORIENTED SURVEY PARAMETERS

FY:

PRINCIPAL:
AGENT:
DATA CURRENT AS OF:
VERSION TYPE:

REPAIR FACILITY:

DMISA:
EXHIBIT IX
JOINT OPERATING PROCEDURE FOR
CONFIGURATION MANAGEMENT

FY:

PRINCIPAL:
AGENT:
DATA CURRENT AS OF:
VERSION TYPE:

REPAIR FACILITY:

**DMISA
EXHIBIT X-A
LIST OF REPORTS**

FY:

**PRINCIPAL:
AGENT:
DATA CURRENT AS OF:
VERSION TYPE:**

TAB: DESCRIPTION:

REPAIR FACILITY:

REPORT TITLE/DID	REPORT CONTENT	FREQUENCY	DISTRIBUTION
------------------	----------------	-----------	--------------

153

ORIGINAL _____ CHANGE 1 _____ 2 _____ 3 _____ 4 _____ 5 _____ 6 _____

PAGE ____ OF ____

OPNAVINST 4790.14A/AMC-R 750-10/AFI 21-133(D)/MCO P4790.10B/DLAD 4151.16
31 MARCH 1999

EXHIBIT X-B

MONTHLY DMISA PRODUCTION REPORT																	
PART I																	
1. PRINCIPAL		2. AGENT		3. REPAIR SITE			4a. DMISA NUMBER 4b. TAB		5. REPORT DATE		6. FUNDING DOCUMENT NO.						
7. NO. ITEM (*)	8a. NSN	9a. FY	10. QUANTITY RECEIVED	QUANTITY SHIPPED			14. QTY CONDEMD	15. QTY CMLPTD	QUANTITY ON HAND								
	8b. PART NO.			11.	12.	13.			16.								
	8c. CONTROL NO.	9b. NEG REQ	THIS MO TO DATE	THIS MO TO DATE	THIS MO TO DATE	THIS MO TO DATE	THIS MO TO DATE	THIS MO TO DATE	IN SUPPLY CONDITION CODES								
	8d. SUFFIX		SVCBL	UNSVCL	OTHER CONDITION	16a.	16b.	16c.	16d.	16e.	17a.	17b.	17c.	17d.			
									A	F	G	Other	Trans	AWP	AWM	OWC	Trans

154

OPNA VINST 4790.14A/AMC-R 750-10/AFI 21-133(D)/MCO P4790.10B/DLAD 4151.16
 31 MARCH 1999

**DMISA:
EXHIBIT XI
SAFETY**

FY:

**PRINCIPAL:
AGENT:
DATA CURRENT AS OF:
VERSION TYPE:**

REPAIR FACILITY:

Support services/responsibilities to be performed by the DDD, and any associated costs listed on Exhibits I and II, are:

**DMIS
EXHIBIT XII
SPECIAL MARKINGS**

FY:

**PRINCIPAL:
AGENT:
DATA CURRENT AS
VERSION TYPE:**

REPAIR FACILITY:

Support services/responsibilities to be performed by the DDD, and any associated costs listed on Exhibits I and II, are:

ORIGINAL _____ CHANGE 1 _____ 2 _____ 3 _____ 4 _____ 5 _____ 6 _____

PAGE ____ OF ____

**DMISA:
EXHIBIT XIII
SPECIAL SHIPPING INSTRUCTIONS
PART I - TO THE AGENT**

**PRINCIPAL:
AGENT:
DATA CURRENT AS OF:
VERSION TYPE:**

Special instructions for DD Form 1348-1: All shipping documents will conform to MILSTRIP. The following specific entries will be made on the DD Form 1348-1 "DoD Single Line Item Release Document". Refer to Section II, 1.a(2).

EXHIBIT TYPE:	TAB:	REPAIR FACILITY:
LINE ITEM:	NSN/TMS/MDS:	UNIT OF ISSUE:
SUBJECT TEXT:		
COMMENT:		

**DOCUMENT IDENTIFIER (1-3):
ROUTING IDENTIFIER (FROM) (4-6):
MEDIA AND STATUS CODE (7):
DOCUMENT NUMBER DODAAC (30-35):
SUPPLEMENTARY ADDRESS (45-50):
SIGNAL CODE (51):
FUND CODE (52-53):
DISTRIBUTION CODE (54-56):
PROJECT CODE (57-59):
PRIORITY (60-61):
ADVICE CODE (65-66):
ROUTING IDENTIFIER (PRINCIPAL) (67-69):
OWNERSHIP CODE (70):
CONDITION CODE (71):
REMARKS (BLOCK AA):
MARK FOR:**

Support services/responsibilities to be performed by the DDD, and any associated costs listed on Exhibits I and II, are:

31 MARCH 1999

**DMISA:
EXHIBIT XIII
SPECIAL SHIPPING INSTRUCTIONS
PART II - TO THE PRINCIPAL**

**PRINCIPAL:
AGENT:
DATA CURRENT AS OF:
VERSION TYPE:**

Special instructions for DD Form 1348-1: All shipping documents will conform to MILSTRIP. The following specific entries will be made on the DD Form 1348-1 “DoD Single Line Item Release Document”. Refer to Section II, 1.a(2).

EXHIBIT TYPE: TAB REPAIR FACILITY:

**LINE ITEM: NSN/TMS/MDS: UNIT OF ISSUE:
SUBJECT TEXT:
COMMENT:**

- DOCUMENT IDENTIFIER (1-3):**
- ROUTING IDENTIFIER (FROM) (4-6):**
- MEDIA AND STATUS CODE (7):**
- DOCUMENT NUMBER DODAAC (30-35):**
- SUPPLEMENTARY ADDRESS (45-50):**
- SIGNAL CODE (51):**
- FUND CODE (52-53):**
- DISTRIBUTION CODE (54-56):**
- PROJECT CODE (57-59):**
- PRIORITY (60-61):**
- ADVICE CODE (65-66):**
- ROUTING IDENTIFIER (PRINCIPAL) (67-69):**
- OWNERSHIP CODE (70):**
- CONDITION CODE (71):**
- REMARKS (BLOCK AA):**
- MARK FOR:**

Support services/responsibilities to be performed by the DDD, and any associated costs listed on Exhibits I and II, are:

**DMISA:
EXHIBIT XIII
SPECIAL SHIPPING INSTRUCTIONS**

**PRINCIPAL:
AGENT:
DATA CURRENT AS OF:
VERSION TYPE:**

REPAIR FACILITY:

PART III - OTHER

Support services/responsibilities to be performed by the DDD, and any associated costs listed on Exhibits I and II, are:

ORIGINAL _____ CHANGE 1 _____ 2 _____ 3 _____ 4 _____ 5 _____ 6 _____

PAGE ___ OF ___

**DMISA:
EXHIBIT XIV
SPECIAL PRESERVATION, PACKAGING
AND PACKING INSTRUCTIONS**

**PRINCIPAL:
AGENT:
DATA CURRENT AS OF:
VERSION TYPE:**

REPAIR FACILITY:

Support services/responsibilities to be performed by the DDD, and any associated costs listed on Exhibits I and II, are:

**DMISA
EXHIBIT XV-A
ROTATABLE POOL REQUIREMENTS**

FY:

**PRINCIPAL:
AGENT:
DATA CURRENT AS OF:
VERSION TYPE:**

REPAIR FACILITY:

PROGRAM TYPE/TAB/ITEM NO.	NSN/PART NO. & CAGE AND NOMENCLATURE	QUANTITY	LENDER	BORROWER	MILSTRIP/MILSTRAP	COMMENTS
---------------------------	---	----------	--------	----------	-------------------	----------

**DMISA
EXHIBIT XV-B
MODIFICATION KITS**

FY:

**PRINCIPAL:
AGENT:
DATA CURRENT AS OF:
VERSION TYPE:**

REPAIR FACILITY:

ITEM NO.	NSN/PART NO. & CAGE AND NOMENCLATURE	QUANTITY	MILSTRIP/MILSTRAP	COMMENTS
-------------	---	----------	-------------------	----------

**DMISA:
EXHIBIT XV-C
OTHER MATERIAL SUPPORT PROCEDURES**

**PRINCIPAL:
AGENT:
DATA CURRENT AS
VERSION TYPE:**

REPAIR FACILITY:

**DMISA
EXHIBIT XVI
TOOLS AND EQUIPMENT**

FY:

**PRINCIPAL:
AGENT:
DATA CURRENT AS OF:
VERSION TYPE:**

REPAIR FACILITY:

NSN/PART NO. & CAGE AND NOMENCLATURE	QUANTITY	DISPOSITION	COMMENTS
---	----------	-------------	----------

OPNA VINST 4790.14A/AMC-R 750-10/AFI 21-133(D)/MCO P4790.10B/DLAD 4151.16
31 MARCH 1999

DMISA:
EXHIBIT XVII
OTHER SUPPORT (NON-ENGINEERING)

FY:

PRINCIPAL:
AGENT:
DATA CURRENT AS OF:
VERSION TYPE:

REPAIR FACILITY:

Support services/responsibilities to be performed by the DDD, and any associated costs listed on Exhibits I and II, are:

ORIGINAL _____ CHANGE 1 _____ 2 _____ 3 _____ 4 _____ 5 _____ 6 _____

PAGE ____ OF ____

**APPENDIX G
DEPOT MAINTENANCE COMPETITION**

G-1. Purpose. To provide guidance for conducting Service Workload Competitions for depot maintenance between public activities and for public activity involvement in competitions for depot maintenance between public activities and private sector firms, and for the administration of workload assignments to public activities which may result from such competitions. These guidelines are intended to ensure that depot maintenance competitions are conducted under consistent processes, to ensure fair and equitable treatment of bidders (offerors) to the maximum extent possible, and to ensure the best value is obtained for the Department of Defense (DoD).

G-2. Applicability.

a. All competitions for depot maintenance workload open to private sector firms shall be conducted in accordance with the current Defense Federal Acquisition Regulation Supplement (DFARS) and applicable DoD department/agency/component/Service directives, regulations, instructions, orders, etc.

b. All competitions for depot maintenance workload between public activities and not advertised to the private sector, will be conducted according to the guidance contained in this document and implementing procedures promulgated by each Service.

TABLE OF CONTENTS

<u>Paragraph</u>	<u>Topic</u>	<u>Page</u>
G-1	Purpose	167
G-2	Applicability	167
G-3	Definition of Terms	167
G-4	Standards of Conduct and Ethics, Procurement Integrity, and Arms-Length Relationships	170
G-5	Competition Plan	171
G-6	Selection of Candidate Competition Workloads	171
G-7	Presolicitation Activities	171
G-8	Solicitations	173
G-9	Contract Award/Competitive Assignment	175
G-10	Post Award Activities	177
G-11	Material Support/Federal Supply System Access	178
G-12	Freedom of Information Act/Business Sensitivity	178

G-3. Definition of Terms. For purposes of this appendix, the following definitions apply:

Arms-Length Relationship- The ethical separation of personnel associated with the buyer side of a competition from personnel associated with the seller side of a competition.

31 MARCH 1999

Assignment Document- The document assigning a workload to a public activity as the result of competition for depot maintenance in lieu of a contract, which would be the award instrument for a private entity outcome.

Buyer- The organization or activity that is funding the acquisition of military materiel maintenance or support, or performing the procurement or acquisition function on behalf of the funding activity. See requiring activity.

Competition- The process of soliciting, evaluating, and selecting among proposals from maintenance, repair, and manufacturing activities, acting independently, to secure the business of the procuring Agency. In appropriate circumstances, competition may occur between depot maintenance activities, between private entities, or between depot maintenance activities and private entities.

Competition Management Activity- The designated government organization responsible for conducting a Service Workload Competition and managing the resultant award/workload assignment.

Competition Manager- The designated official within the competition management activity who is the focal point for the competition. Often this is a contracting officer, weapon system manager, system manager, item manager, etc.

Contractor Furnished Equipment (CFE)- Equipment (materiel) not furnished by the government but required to perform the specified work and will be furnished by the contractor (performing activity).

Contractor Furnished Material (CFM)- Material not furnished by the government but required to perform the specified work and must be furnished by the contractor (performing activity).

Cost Realism Analysis- The evaluation of an offeror's cost or pricing data and of the judgmental factors applied in projecting from the data to estimated costs (prices) in order to form an opinion leading to a position on the degree to which the offeror's proposed costs (prices) represent what performance should cost, assuming reasonable economy and efficiency.

Defense Depot Maintenance Council (DDMC) Cost Comparability Handbook (CCHB)- A document, the development of which was tasked by the DDMC, that provides standardized procedures and techniques to ensure cost comparability during consolidation studies and when competing depot maintenance workloads between Military Services/DoD agencies (public vs. public) and between Military Service/DoD agency sources and the private sector (public vs. private).

Defense Federal Acquisition Regulation Supplement (DFARS)- The DoD acquisition regulation that implements the Federal Acquisition Regulation and contains material that is unique to the DoD.

Depot Maintenance- That materiel maintenance requiring major overhaul or a complete rebuilding of parts, assemblies, subassemblies, and end items, including the manufacture of parts, modifications, testing, and reclamation as required. Depot maintenance serves to support lower categories of maintenance by providing technical assistance and performing that maintenance beyond their responsibility. Depot maintenance provides stocks of serviceable equipment because it has more extensive facilities for repair than are available in lower maintenance activities. Depot maintenance includes all aspects of software maintenance. (DoDD 4151.18)

Depot Maintenance Interservice Support Agreement (DMISA)- A formalized agreement similar to a contract whereby one Service (the Agent) obligates itself to provide depot maintenance support for another Service (the Principal). DMISAs may also be used when a Military Service is the Agent, and another Federal Government department or agency, or element thereof, is the Principal.

Dispute- A claim or assertion, under the terms of the contract award or workload assignment resulting from a competition, by one of the parties thereto seeking, as a matter of right, the payment of money, the adjustment or interpretation of terms, or other relief.

Evaluation Factors- All factors that will be major considerations in awarding or assigning the work. Examples of factors are: price or cost, cost realism, technical excellence, management capability, transportation costs, other costs associated with one bidder as opposed to another bidder, personnel qualifications, experience, and schedule.

Government Furnished Equipment (GFE)- Equipment (materiel) that is required to perform the specified work and will be furnished by the government (or requiring activity).

Government Furnished Material (GFM)- Material that is required to perform the specified work and will be furnished by the government (requiring activity).

Protest- Disagreement with the source selection decision by an offeror to the solicitation.

Private-private Competition- Competition restricted to private (commercial) bidders.

Public-private Competition- Competition open to both public (organic) and private sector (commercial) bidders.

Public-public Competition- Competition restricted to public (organic) bidders.

Requiring Activity- The organization or activity assigned responsibility for military materiel (i.e., weapon system, system, component, etc.) management and which is the funding customer.

Seller- The organization or activity supplying military materiel maintenance or support to the buyer.

Service Workload Competition- A competition for depot maintenance work conducted by the requiring activity (or Service) under the Joint Depot Maintenance Program.

31 MARCH 1999

Solicitation- The invitation to bid or request for proposal; also the formal documentation soliciting bids or proposals.

Source Selection Authority- The government official responsible for the proper conduct of the source selection process and authorized to select a source.

Source Selection Advisory Council- A group of senior personnel designated by the source selection authority to provide advice during a selection; may also be required to prepare a comparative analysis of the evaluation results.

Source Selection Evaluation Board- A group of personnel designated by the source selection authority or the source selection advisory council to evaluate proposals and report facts and findings.

Specification- The description of the technical requirements for a material, product, or service that includes the criteria for determining whether these requirements are met. It establishes the parameters of design, performance, construction, physical characteristics, and terms of acceptance for a specified item or product. Three common types of specifications are: performance, design, and purchase.

Statement of Work (SOW)- The description of supplies, services, support, or effort to be acquired. It establishes and defines all nonspecification requirements and often includes specifications. It provides the basis on which offerors (bidders) will prepare technical and cost proposals; it provides the basis on which technical evaluation criteria will be selected; and it provides the standard against which the successful offeror's performance will be measured.

Technical Data Package (TDP)- A technical description of an item adequate for supporting an acquisition strategy, production, engineering, and logistics support. The description defines the required design configuration and procedures to ensure adequacy of item performance. It consists of all applicable technical data such as drawings, associated lists, specifications, standards, performance requirements, quality assurance provisions, and packaging details.

G-4. Standards of Conduct and Ethics, Procurement Integrity and Arms-Length Relationships.

a. DoDD 5500.7, Standards of Conduct, and Title 41, U.S. Code, Section 423, "Procurement Integrity Act" apply to all organizations and personnel involved in all phases (e.g., pre-award, solicitation, proposal evaluation, award/assignment, or administration) of all depot maintenance competitions. DoD directives and Service regulations specify types of conduct that are prohibited in relationships with defense contractors; the same standards of conduct apply to the relationships between soliciting organizations (and their personnel) and public offerors (and their personnel).

b. Individuals, including advisors and management, who participate in a solicitation, including the preparation of the workload requirement, proposal evaluation, or award/assignment for a depot maintenance competition shall not participate in the preparation of a corresponding

proposal. Establishing and maintaining an arms-length relationship is dependent upon the integrity of individuals. There is no prohibition against distinct teams from a single organization conducting a competition and submitting a proposal if the arms-length relationship is maintained. However, all communications between these teams relative to that competition must be through the competition manager.

G-5. Competition Plan.

a. A plan for each competition will be developed and maintained by the competition manager.

b. The competition plan will address all the elements listed under presolicitation activities, solicitations, contract award/competitive assignment, post award activities, and material support/federal supply system access, within this appendix and other pertinent activities that affect or are involved in the competition.

c. The competition plan will be initiated as a presolicitation activity and will be coordinated with all user Services. It will be approved by the source selection authority (SSA).

G-6. Selection of Candidate Competition Workloads.

a. Single-Service Used Workloads. Depot maintenance support of weapon systems, systems, equipment or components used by a single Service may be competed by that Service.

b. Multi-Service Used Workloads. For multi-Service-used weapons systems, systems, equipment or depot level repairable components, each using Service will determine whether its portion of the workload will be competed. If more than one Service decides to compete its portion, a joint competition will be accomplished.

c. Workloads on Depot Maintenance Interservice Support Agreement (DMISA). Current DMISAs shall not be terminated to establish candidates for competition unless product cost, product quality, or schedule does not meet requirements as defined in the DMISA.

G-7. Presolicitation Activities.

a. Competition Scope. The scope of a workload proposed for competition will be coordinated with all responsible logistics and material (item) managers. All Service users will be consulted. The scope of the competition will be defined in the competition plan, which should be initiated at this point.

(1) Systems, equipment or components, such as avionics/electronics systems, engines, aircrew ejection systems, etc., that are used on or have the potential of being used on more than one platform will be competed separately from the platform.

(2) Competitions will take award length into consideration. Normally, commercial repair and overhaul contracts run from 3-5 years (a base year with options), but interservice

31 MARCH 1999

workload assignments are considered life-of-type arrangements. The competition plan will explain the period of performance selected.

b. Competition Management.

(1) The SSA (and competition management) will be within the using Service for all competitions of single Service used systems, equipment or depot level repairable components.

(2) In cases where more than one Service uses all or part of a workload to be competed, a lead Service will be designated to manage the competition and associated award/assignment implementation as applicable. The SSA will be designated from that Service. The lead Service will be determined as one of the following:

(a) The Service having system or item management and configuration control authority.

(b) The Service having Primary Inventory Control Activity (PICA) responsibility as defined in AMC-R 700-99, NAVSUPINST 4790.7, AFMCR 400-21, MCO P4410.22C, Logistics Wholesale Inventory Management and Logistics Support of Multiservice Used Nonconsumable Items, and as registered in the Federal Logistics Information System (FLIS) at the level (e.g., system, equipment, component, etc.) which the workload is being competed.

(c) The predominate using Service.

(d) A minority using Service where the predominant using Service is not participating in a joint competition or declines management of the competition.

(3) Within the Service conducting the competition, a competition management activity will be designated. A single official within the competition management activity will be designated the competition manager.

c. Technical Data Availability.

(1) Workloads to be competed must have a technical data package (TDP) that is sufficient for the competition planned and will not preclude any interested candidate activity from participating.

(2) Preparation of the TDP is the responsibility of the competition management activity. Using Service(s) having special requirements must provide any necessary additional technical data to the competition management activity for inclusion in the TDP.

d. Statement of Work (SOW).

(1) The competition management activity shall be responsible for developing the SOW (or work specification).

(2) Representatives from each of the Services with workload included in the competition shall support the competition management activity in development of the SOW (or work specification). As a minimum, each using Service with workload to be competed will:

(a) Identify Service unique requirements and ensure they are covered in the SOW.

(b) Review and approve the SOW prior to solicitation.

(c) Participate in sensitivity and/or risk assessments, or other presolicitation analyses performed in the development of requirements.

(3) The competition management activity may solicit or invite comment from the potential bidders, as deemed appropriate.

e. Synopsis for the Commerce Business Daily (CBD) (public-private competitions only). Any competition that contemplates proposals from private sector firms shall advertise in the CBD as provided in the DFARS. In general, the synopsis should state that offers are being solicited from both public activities and private entities. Public activities interested in workload competitions advertised in the CBD that do not state that offers are being solicited from public activities as well as private entities, should contact the competition management activity and request amendment of the synopsis to so state.

G-8. Solicitations.

a. Solicitation Methods.

(1) Public-private Competition. Solicitation methods shall be as provided in the DFARS. Generally, the full range of contract types (i.e., fixed price, fixed price incentive, cost plus incentive fee, cost plus award fee, etc.) are available. Selection of a contract type should ensure that public activities can compete and that the best value to the Government is obtained.

(2) Public-public Competition. A solicitation method shall be utilized that is appropriate for the situation, and will result in the best price to the customer while minimizing overall costs to DoD. The solicitation method will be determined by the competition management activity.

b. Solicitation Provisions.

(1) Public-private Competition. Solicitation provisions shall be as provided in the DFARS and will generally be substantially the same as private/private competitions. However, statements are required that:

(a) Offers will be accepted from public activities.

(b) Cost comparability adjustments, as provided in the Defense Depot Maintenance Council (DDMC) Cost Comparability Handbook (CCHB), must be applied by each public offeror to its proposal.

(c) The Senior Acquisition Executive (SAE) of the Service managing the competition will certify that successful bids include comparable estimates of all direct and indirect costs for both public and private offers.

(d) Evaluation factors may be applied to each bid, consistent with the requirement of the solicitation.

(e) Public activity offers will be analyzed to determine if the proposal reflects a realistic estimate of the total cost to satisfy the work requirement.

Additionally, provisions and clauses that are not applicable to DoD activities must be identified in the solicitation.

(2) Public-public Competition. Solicitation provisions such as the following shall be included:

(a) Clearly cite the authorization for the competition.

(b) Cost comparability adjustments must be applied by each public offeror to its proposal, as provided in the DDMC CCHB.

(c) The audit agencies of the Services involved in the competition (requirements and /or offeror roles) may certify that successful bids include comparable estimates of all direct and indirect costs.

(d) Evaluation factors may be applied to each bid, consistent with the requirement of each solicitation.

(e) Public activity offers will be analyzed to determine if the proposal reflects a realistic estimate of the total cost to satisfy the work requirement.

c. Source Selection Process.

(1) The full range of source selection techniques (i.e., price competition, two-step, formal/streamlined, etc.) are available. The technique selected will ensure that the best value to the Government is obtained and that it does not bias the outcome. Technique selection is a competition management activity function.

(2) Each Service with workload being competed should be involved in the selection process. The competition management activity must include other using Service representatives on evaluation and selection panels, when requested, if its workload is being competed. These panels may include a source selection evaluation board (SSEB) and a source selection advisory council (SSAC).

(3) For public-private competitions, source selection will stay within the existing contract authority guidelines. If however, a maintenance function within the same immediate command as the competition management activity will submit an offer, the source selection authority (SSA) may be from another command to preclude a perception of impropriety.

(4) For public-public competitions, source selection should be organized similarly to contract authority guidelines, but need not remain within the contracting authority of the command conducting the competition. The source selection process may deviate from that which would be used under public-private competition to more efficiently and effectively conduct the competition. If a maintenance function within the same immediate command as the competition management activity will submit an offer, the SSA may be from another command to preclude a perception of impropriety. A source selection evaluation and advisory staff may be established, based on the complexity of the solicitation and the source selection criteria, which includes price analysts, technical evaluators, terms and conditions evaluators, etc.

G-9. Contract Award/Competitive Assignment.

a. Cost Realism Analysis. Public activity offers must be analyzed for cost realism to determine whether the proposed price reflects costs sufficient to accomplish work identified in the solicitation. Private entity offers may also be subjected to a cost realism analysis. It is the responsibility of the competition management activity, with assistance from proposing Services as required, to ensure cost realism. The cost realism process and documentation must be fully auditable by an independent activity.

b. Cost Comparability. All public activity offers must include cost comparability adjustments in accordance with the DDMC CCHB. Application of cost comparability adjustments is the responsibility of the offering public activity. The SAEs shall certify that successful bids in public-private competitions include comparable estimates of all direct and indirect costs before contract award or workload assignment resulting from each competition.

c. Evaluation Factors. Evaluation factors may be applied by the competition management activity.

d. Surveys.

(1) Surveys may be conducted by the competition management activity at any offeror's location.

(2) Public offerors will be allowed the same access to public activities currently performing work to be competed as private offerors.

e. Standards/Systems/Programs Equivalency. The competition management activity will determine acceptability of using public offerors' existing systems/programs (i.e., production reporting systems, Equal Employment Opportunity (EEO) compliance, quality programs, safety, etc.) in lieu of solicitation requirements.

f. Award/Assignment Document.

(1) Acceptance of an offeror's proposal constitutes an award/assignment. Acceptance authority will be identified by the competition management activity in its solicitation. Offerors will state in their proposals the authority of the signer to commit the activity or company.

(2) Existing award and assignment formats will be used.

(3) The competition management activity will notify that Service's MISMO of the offeror selected in order to initiate joint Service notification.

(4) A competitive workload assignment to a public activity within a Service will be handled by that Service. Public activity competitive workload assignment to another Service shall be by DMISA which must contain the same work requirements, price structure, and schedule as set forth in the solicitation. Using Services may negotiate and manage DMISAs for their own workload.

(5) Existing contracting/assignment systems may be used to track an award/competitive assignment.

g. Protests.

(1) Private Sector Protests. Protests from private offerors shall be as provided in the DFARS and in accordance with the procedures set forth in the solicitation document.

(2) Public Sector Protests.

(a) Protests from public offerors within the same Service as the competition management activity will be resolved within that Service and in accordance with the procedures set forth in the solicitation document.

(b) Protests from public offerors not in the same Service as the competition management activity will be resolved in accordance with the procedures set forth in the solicitation document.

31 MARCH 1999

document. Protests from public offerors must be filed with the competition management activity for resolution via the public offeror's next command level or as provided in the offeror's own Service implementing procedures. The protest must be received by the competition management activity not later than 10 working days after source selection notification. The SSA must rule on the protest within 20 working days from filing. The public offeror may appeal the SSA decision to the Defense Depot Maintenance Council (DDMC). This appeal must be filed within 20 working days of notification of denial or dismissal of the protest by the SSA.

(3) Award/assignment will be delayed when a public activity lodges a protest until the protest is resolved or the Service responsible for the competition rules that continuation of performance is in the best interest of the Government. The same procedure applies to continued performance when a protest is lodged after award.

G-10. Post Award Activities.

a. Administration.

(1) Private Sector Awards. Administration of contracts awarded to private industry will be in accordance with the DFARS.

(2) Public Activity Assignments. Workload assignments made competitively to public activities will be administered by the activity assigned by the organization managing the competition as provided in the solicitation document. The administration activity will be responsible for assessing fair compensation for changes and representing certain specified interests of the parties who are funding the work assigned. Compensable changes will be negotiated and authorized based on the authorities granted by the parties funding the workload and contingent on the availability of funds.

b. Disputes and Appeals.

(1) Private Sector Disputes. Disputes and appeals from a private sector firm will be resolved based on procedures in the DFARS.

(2) Public Activity Disputes. Disputes and appeals from a public activity performing competitively assigned workload will be resolved in accordance with existing depot maintenance interservice (DMI) procedures, progressing through the Services' chains of command for resolution, as provided in the solicitation document, and as may be provided in the DFARS.

c. Termination. In the case of private sector contracts, the competition management activity may terminate for convenience or nonperformance as provided in the DFARS. However, existing DMI procedures shall be used for termination of DMISAs for workload competition assignments to public activities.

G-11. Material Support/Federal Supply System (FSS) Access.

a. Government-Furnished Material (GFM). When GFM cannot be delivered on schedule, existing Service procedures will be used to negotiate or resolve the issue. This applies to both public and private activities.

b. Contractor-Furnished Material (CFM).

(1) For public activity assignments, the first source for CFM shall be the FSS. Existing Service procedures covering the FSS should be used. Because CFM is government furnished for public activities, late delivery of CFM should be treated as late delivery of GFM. When CFM delivery schedules do not meet workload requirements, the public activity will contact the cognizant administrative authority for resolution using existing procedures governing late delivery of GFM.

(2) Under public-private competition, the private sector may be allowed to use the FSS if it is in the Government's interest, as provided in the DFARS.

c. Government-Furnished Equipment (GFE). GFE that will be provided to the performing activity will be identified in the solicitation.

d. Contractor-Furnished Equipment (CFE). Public activities must have all CFE available or be in a position to obtain CFE to propose on a solicitation. Although all equipment furnished by a public activity is GFE, the equipment should be treated as if it were CFE.

G-12. "Freedom of Information Act"/Business Sensitivity.

a. All information that may be released to a private sector competitor must also be releasable to any public activity competitor.

b. Certain information used in day-to-day business and in the preparation of proposals under competition would enable competitors to determine the strategy that a specific public activity would use to develop a bid. This information should be marked business sensitive and "For Official Use Only" by the preparing activity. Documents so marked may be exempt from release, in whole or in part under Title 5, U.S. Code, Section 552, "Freedom of Information Act." In this context, public bid/proposal preparation offices should annotate their documents in accordance with marking procedures outlined in DFARS 24.2 and appropriate supplements and DoD regulations.

c. Competition management activities shall take the same precautions throughout the life of the procurement to protect public activity bid/proposal information as afforded information submitted by a private sector firm.

**APPENDIX H
JOINT LOGISTICS COMMANDERS (JLC) FORMS**

Forms prescribed by this regulation are contained in this appendix. Joint Logistics Commanders' forms should be obtained through normal distribution channels. If needed, local reproduction is authorized.

THIS PAGE LEFT INTENTIONALLY BLANK

DATE:

MILCON REVIEW PROJECT DATA

1. SERVICE	2. DEPOT	3. CATEGORY CODES	4. PROJECT NO.	5. FY	6. PROJECT NAME							
7. PRODUCTION SHOP CATEGORY/ FACILITY CATEGORY CODES	8. CAPACITY DIRECT LABOR HOURS (000)	9. COST OF NEW EQUIPMENT (000)	10. WEAPON SYSTEM/ END ITEM SUPPORTED	11. WORKLOAD TRENDS DIRECT LABOR HOURS (000)							12. WORKLOAD CHANGE	
				(a) CURRENT YEAR	(b) BUDGET YEAR	(c) OUTYEAR NO. 1	(d) OUTYEAR NO. 2	(e) OUTYEAR NO. 3	(f) OUTYEAR NO. 4	(g) OUTYEAR NO. 5		
				FY	FY	FY	FY	FY	FY	FY		

181

OPNA VINST 4790.14A/AMC-R 750-10/AFI 21-133(D)/MCO P4790.10B/DLAD 4151.16
31 MARCH 1999

OPNAVINST 4790.14A/AMC-R 750-10/AFI 21-133(I)/MCO P4790.10B/DLAD 4151.16

31 MARCH 1999

Note: This MILCON review data sheet with instructions is a sample format. The use of these pages does not preclude each Services MILCON review requirements contained in the Service MILCON Procedures.

**MILCON REVIEW PROJECT DATA SHEET
INSTRUCTIONS**

BLOCK

1. SERVICE: Self-explanatory.
2. DEPOT: Self-explanatory.
3. CATEGORY CODES: Enter all Facility Category Codes applicable to the project from the appropriate following Service regulations AR415-28, NAVFAC P-72 or AFR 300-4.
4. PROJECT NUMBER: Self-explanatory.
5. FY: Enter desired fiscal year of congressional funding.
6. PROJECT NAME: Self-explanatory.
7. PRODUCTION SHOP CATEGORY/FACILITY CATEGORY CODES: For aeronautical facilities, enter all applicable ten-digit production shop category (PSC) codes from the Joint Service Depot Maintenance Production Capacity Measurement and Reporting Procedures Regulation (NAVMATINST 4790.26, DARCOM-R 700-106, AFLCR 66-80, AFSCR 66-80, MCO P3790.9). For other facilities, enter all applicable facility category (FC) codes from the appropriate following Service regulations: AR 415-28, NAVFAC P-72, AFR 300-4.
8. CAPACITY: Opposite each PSC/FC code, enter the gross capacity related to that code in the new facility in thousands of direct labor hours (DLH), (e.g., if capacity is 20,000 DLH, enter 20).
9. COST OF NEW EQUIPMENT: Opposite each PSC/FC, enter the cost of new equipment which will be installed in the new facility in thousands of dollars (e.g., if cost of equipment is \$30,000, enter \$30).
10. WEAPONS SYSTEM/END ITEMS SUPPORTED: For each project, enter the major weapons systems/end items to be supported by the project. If the project justification includes more specific identification (e.g., designation of specific components), enter that information in this block.
11. WORKLOAD TRENDS: Opposite each PSC/FC code, enter workload in thousands of DLH, to be performed in the new facility. This data should be extracted from the workload data files used to generate the prior year's Program Objective Memorandum (POM). In Blocks 11a through 11g, enter appropriate FY numbers.
12. WORKLOAD CHANGE: Opposite each PSC/FC code, enter the workload increase or decrease in thousands of DLH used in the justification of the project (e.g., if workload will increase by 500,000 DLH, enter +500). Normally, the amount in this block will be the difference between 11g and 11a. If not, provide explanation in Block 17, REMARKS.
13. Self-explanatory.
14. Provide DMI study numbers of applicable studies.
15. Self-explanatory.
16. Self-explanatory.
17. REMARKS: Provide any additional information relative to the project.

MILCON REVIEW PROJECT DATA SHEET

13. Describe emerging new repair technologies that will be incorporated into the new facility.

14. Identify completed depot maintenance interservice (DMI) new start studies and ongoing studies relating to the project.

15. Is this project planned for a
_____ Single shift operation?

_____ Multi-shift operations?

16. What is the disposition of facilities previously used?

17. Remarks (optional).

OPNA VINST 4790.14A/AMC-R 750-10/AFI 21-133(D)/MCO P4790.10B/DLAD 4151.16
 31 MARCH 1999

DMI CANDIDATE INFORMATION

1. ORIGINATING SERVICE/AGENCY/COMMAND/CONTROL NO.		2. SYSTEM/EQUIPMENT/ITEM NOMENCLATURE		3. T/M/S DESIGNATION	
4. MANUFACTURER/LOCATION/CAGE CODE		5. SYSTEM/EQUIPMENT/ITEM APPLICATION		6. SUPERSEDED NOMENCLATURE AND TYPE DESIGNATION	
7. OTHER USER(S) <i>(Service/Agency and Acquiring Command)</i>		8. SIMILAR NOMENCLATURE AND TYPE DESIGNATION			
9. PROGRAM AND DMI STUDY MILESTONES					
A. ENGINEERING AND MANUFACTURING DEVELOPMENT APPROVAL <i>(Milestone II)</i>		B. JLC FORMS 28-32 AVAILABLE		C. TECHNICAL DATA PACKAGE AVAILABLE	
D. DEPOT SOURCE OF REPAIR DECISION REQUIRED		E. PRODUCTION APPROVAL <i>(Milestone III)</i>		F. OTHER SIGNIFICANT DATES	
10. FUNCTIONAL DESCRIPTION OF SYSTEM/EQUIPMENT/ITEM					
11. CONTACT POINTS					
TITLE	NAME	COMMAND/LOCATION/ADDRESS		OFFICE SYMBOL/CODE	PHONE NUMBER
SYSTEM/EQUIPMENT/ITEM LOGISTICS MANAGER					
ACQUISITION MANAGER/ PROGRAM OFFICE					
MAINTENANCE INTERSERVICE SUPPORT OFFICE					
SYSTEM/EQUIPMENT/ITEM VENDOR					
WEAPON SYSTEM/END-ITEM VENDOR					
OTHER					
12. REMARKS					
13. DATE	14. NAME/TITLE OF ORIGINATOR	15. COMMAND/ADDRESS		16. OFFICE SYMBOL/CODE	17. PHONE NUMBER

183

**OPNAVINST 4790.14A/AMC-R 750-10/AFI 21-133(I)/MCO P4790.10B/DLAD 4151.16
31 MARCH 1999**

The purpose of JLC Form 27 is to provide general information on a system/equipment/item being submitted for depot source of repair decision.

INSTRUCTIONS TO COMPLETE JLC FORM 27

ENTRY

Block/Column

1. Service/agency and command introducing the System/Equipment/Item and its control number.
2. System/Equipment/Item noun name using national stocklist-type.
3. System/Equipment/Item type/model/series (*T/M/S*) or type designation according to MIL-STD-875 and MIL-STD-196 and/or the references designation for electronic name per USAS-Y32.16 as applicable.
4. Manufacturer's name, city/state, address and Commercial and Government Entity (*CAGE*) Code.
5. Weapon system(s) or end item(s) in which the System/Equipment/Item is installed (*originating Service only*).
6. Nomenclature and type designation of the System/Equipment/Item being superseded. If the System/Equipment/Item supersedes an item in the originating Service or in the inventory of another Service, identify the pertinent Service. If an item is not being superseded, enter "N/A."
7. If the System/Equipment/Item has multi-Service/agency application, identify other Service/agency and acquiring command.
8. Nomenclature and (*T/M/S*) or type designation of a similar System/Equipment/Item, the using Service, and the identity of the weapon system/end item in which it is or will be installed. If a similar item cannot be identified, enter "NONE." (*Similar items have a high degree of commonality to the system/equipment/item being introduced*).
9. List program and DMI study milestone dates indicated.
 - A. Acquisition milestone for approval to enter Engineering and Manufacturing Development Phase (*Milestone II*).
 - B. Date by which JLC Forms 28-32 can be completed and submitted.
 - C. Date by which a technical data package to support a DMI study/DSOR decision can be completed and submitted.
 - D. Date by which a depot source of repair (*DSOR*) decision is required.
 - E. Acquisition milestone for approval to enter production phase (*Milestone III*).
 - F. Other significant dates i.e., Depot Activation Date, etc.
10. State how the System/Equipment/Item functions in the weapon system(s) or end item(s) in which it is installed. Identify any new or novel technology features in the System/Equipment/Item.
11. Name, command/company and city/state address, office symbol, and telephone number of personnel concerned with planning the depot-level maintenance support of the System/Equipment/Item. Include the system item/system manager, acquisition manager, maintenance interservice support officer (MISO), weapon system vendor and system/equipment vendor.
12. Additional information, as appropriate. Indicate if this is a new item or existing item.
13. Date: date JLC Form 27 completed.
14. Name/title or originator: self-explanatory.
15. Originator's command and city/state address.
16. Originator's office symbol: self-explanatory.
17. Originator's phone number: DSN (D) and/or commercial (C) telephone number of the individual identified in Block 14.

DEPOT REPAIRABLE ITEM LIST					JDMAG CONTROL NO.		
1. DATE		2. NAME/TITLE OF ORIGINATOR		3. COMMAND/ADDRESS		4. OFFICE SYMBOL/CODE	5. PHONE
6. SYSTEM/EQUIPMENT/ITEM NOMENCLATURE			7. T/M/S DESIGNATION		8. NATIONAL STOCK NO.	9. MFR PART NO.	10. CAGE CODE
ITEM NO. A.	NATIONAL STOCK NO. B.	C. NOMENCLATURE D. TYPE DESIGNATOR	E. CAGE F. MFR PART NO.	QTY G.	FUNCTIONAL DESCRIPTION H.	REF FORM NO. I.	

185

OPNAVINST 4790.14A/AMC-R 750-10/AFI 21-133(D)/MCO P4790.10B/DLAD 4151.16
31 MARCH 1999

31 MARCH 1999

The purpose of JLC Form 28 is to identify the system/equipment/item to be repaired and list all assemblies, subassemblies and components which are repairable or recoverable at depot level maintenance. Items should be listed in top-down, breakdown order. Existing numbering systems such as Logistics Support Analysis (LSA) control number (CN), Work Unit Code (WUC), etc., should be utilized when available.

INSTRUCTIONS TO COMPLETE JLC FORM 28

JDMAG Control Number – Number assigned by JDMAG

ENTRY

Block/Column

1. Date form submitted.
2. Person completing the form.
3. Originator's command and city/state address.
4. Originator's office symbol/code: Self-explanatory.
5. Originator's phone number: Self-explanatory.
6. System/Equipment/Item noun name using national stocklist-type nomenclature (*same as JLC Form 27, block 2*).
7. System/Equipment/Item type/model/series designation according to MIL-STD-875 and MIL-STD-196 and/or the reference designation for electronic items per USAS-Y32.16 as applicable (*same as JLC Form 27, block 3*).
8. National Stock Number (NSN) assigned to the System/Equipment/Item.
9. Manufacturer's part number assigned to the System/Equipment/Item.
10. Commercial and Government Entity (CAGE) Code of the manufacturer/vendor of the system/equipment/item.
- A. Item number. In the top-down, breakdown order, list each depot repairable assembly/subassembly/component which is contained within the system/equipment/item identified in Blocks 6-10. Existing numbering systems should be used when available. Otherwise, number the first major depot repairable item, such as a line replaceable unit (LRU) as 1 and its shop replaceable units (SRUs) as 1.1, 1.2, etc.; the next LRU as 2; its SRUs as 2.1, 2.2, etc. Continue until all depot-level repairables are listed. In cases where the entire system/equipment/item will generate for repair, e.g., constant speed drive, list the system/equipment/item as item 1.
- B. NSN assigned to each item numbered in Column A using national stocklist-type nomenclature.
- C. Noun name for each item numbered in Column A using national stocklist-type nomenclature.
- D. T/M/S or Type designation for each item numbered in Column A according to MIL-STD-875, MIL-STD-196 or USAS-Y32.16 as applicable.
- E. CAGE assigned to each item.
- F. Manufacturer's part number assigned to each item.
- G. Number of identical items which are included in the System/Equipment/Item being studied (described in Blocks 6-10).
- H. A concise description of the function of each depot-level repairable item if the nomenclature does not adequately describe the item.
- I. An "X" to those items where support/plant/industrial plant equipment, facility/environmental requirements, or trade skills are unique and covered on the JLC Form 30.

DEPOT TECHNICAL DATA REQUIREMENTS						JDMAG CONTROL NO.		
1. DATE		2. NAME/TITLE OF ORIGINATOR		3. COMMAND/ADDRESS		4. OFFICE SYMBOL/CODE	5. PHONE	
6. SYSTEM/EQUIPMENT/ITEM NOMENCLATURE			7. T/M/S DESIGNATION		8. NATIONAL STOCK NO.	9. MFR PART NO.	10. CAGE CODE	
A. JLC 28 ITEM NO.	NOMENCLATURE B.	TECHNICAL PUBLICATIONS		ENGINEERING DRAWINGS/SCHEMATICS		AVAILABILITY G.	ATTACHED	
		C. NUMBER D. TITLE	E. NUMBER F. TITLE	PUB DATA H.	DWG I.			

OPNAVINST 4790.14A/AMC-R 750-10/AFI 21-133(I)/MCO P4790.10B/DLAD 4151.16

31 MARCH 1999

The purpose of JLC Form 29 is to list the technical data, including publications, specifications, test requirements, engineering drawings, and schematics which give detailed information on the repair/rework, test and calibration of each item listed on JLC Form 28 as a depot repairable item, it indicates to receiving activities which publications, data, and drawings are being furnished with the information package. Send formal technical manuals or drawings on an "as available" basis as an addendum to the original JLC Form 29.

INSTRUCTIONS TO COMPLETE JLC FORM 29

JDMAG Control Number – Number assigned by JDMAG

ENTRY

Block/Column

1. Date form submitted.
2. Person completing the form.
3. Originator's command and city/state address.
4. Originator's office symbol/code: Self-explanatory.
5. Originator's phone number: Self-explanatory.
6. System/Equipment/Item noun name using national stocklist-type nomenclature.
7. System/Equipment/Item type/model/series designation according to MIL-STD-875 and MIL-STD-196 and/or the reference designation for electronic items per USAS-Y32.16 as applicable.
8. National Stock Number (NSN) assigned to the System/Equipment/Item.
9. Part number assigned to uniquely identify the System/Equipment/Item.
10. Commercial and Government Entity (CAGE) Code of the System/Equipment/Item.
- A. Number of each repairable item from JLC Form 28, Column A, for which information in the form of technical publications, engineering drawings/schematics is being acquired.
- B. Item name from JLC Form 28, Column C.
- C. Technical publication number(s) of the manual(s) which have information on the rework/repair, test, and calibration of the repairable item. Include publication numbers of existing manuals the prime or subcontractors will provide, as required by contract. *(If technical publication is not in existence or is being ordered, and a commercial manual is available, list the number, if available, of the commercial manual. In cases where technical data, in the form of design, process, or specification data is being acquired, list the identifying number, if any, of the technical data.)*
- D. Titles of the technical publication, commercial manuals, and technical data listed in Column C.
- E. Identification numbers of the drawings, applicable to the System/Equipment/Items being contracted, which provide information pertinent to the repair/rework of the repairable item. In cases where drawings, in conformance with commercial practice are being provided, list their identification number. Appropriate drawings may include, but are not limited to, assembly, installation, control, and diagrams.
- F. Title of each engineering drawing corresponding to Column E.
- G. Availability status of each publication, item of technical data, and engineering drawing listed in Columns C and E. If the publication, technical data item, or drawing is already in the DoD inventory, enter the name(s) of the sponsoring Service(s). If a publication, technical data item, or drawing is provided by the prime contractor or subcontractor, according to the contract, use these status codes:
 - (a) First entry (Version) P – Preliminary; F – Final
 - (b) Second entry (Form) HC – Hard Copy; MFM – Microfilm; MFAC – Microfilm Aperture Card; MFCH – Microfiche; BL – Blue Line; PC – Print Copy
 - (c) Third entry (Availability) CA – Current availability. (If not currently available, enter the projected date of availability of the preliminary or final version).
 - (d) Fourth entry (Proprietary) PD – Proprietary Data. (Government does not have rights to data). If data is only available for review at a contractor's facility or a contracting agency, indicate location.
- H. An "X" in Column H opposite the appropriate entry in Column G to show which technical publications and data are provided as part of the information package (used by the originating Service and the JDMAG).
- I. An "X" in Column I opposite Column G entry to show which drawings are provided with the information package (used by the originating Service and the JDMAG).

JLC Form 29, Sep 94 (Reverse)

DEPOT SUPPORT EQUIPMENT REQUIREMENTS					JDMAG CONTROL NO.	
1. DATE	2. NAME/TITLE OF ORIGINATOR		3. COMMAND/ADDRESS		4. OFFICE SYMBOL/CODE	5. PHONE
6. SYSTEM/EQUIPMENT/ITEM NOMENCLATURE		7. T/M/S DESIGNATION	8. NATIONAL STOCK NO.	9. MFR PART NO.	10. CAGE CODE	
A. JLC 28 ITEM NO.	NOMENCLATURE B.	PROCESS C.	EQUIPMENT D.	ATE E.	FACILITY RQMTS F.	SKILL G.

OPNAVINST 4790.14A/AMC-R 750-10/AFI 21-133(I)/MCO P4790.10B/DLAD 4151.16
31 MARCH 1999

The purpose of JLC Form 30 is to identify equipment, facility and trade skill required for the support of the repairable items identified by an "X" in Column 1 of JLC Form 28.

INSTRUCTIONS TO COMPLETE JLC FORM 30

JDMAG Control Number – Number assigned by JDMAG
Page Data – Self explanatory

ENTRY

Block/Column

1. Date form submitted.
2. Person completing the form.
3. Originator's command and city/state address.
4. Originator's office symbol/code: Self-explanatory.
5. Originator's phone number: Self-explanatory.
6. System/Equipment/Item noun name using national stocklist-type nomenclature.
7. System/Equipment/Item type/model/series designation according to MIL-STD-875 and MIL-STD-196 and/or the reference designation for electronic items per USAS-Y32.16 as applicable.
8. National Stock Number (NSN) assigned to the System/Equipment/Item.
9. Manufacturer's part number assigned to uniquely identify the System/Equipment/Item.
10. Commercial and Government Entity (CAGE) Code of the manufacturer/vendor of the System/Equipment/Item.
- A. Item number listed in JLC Form 28, Column A, for each repairable item which involves a repair, test, or calibration procedure to the extent of imposing support, plant or industrial plant equipment and/or facility requirements.
- B. Name of the corresponding depot repairable assembly from JLC Form 28, Column C.
- C. Synopsis of the process (*e.g. test, repair, align, calibrate, etc.*) that apply to the repairable assembly identified in Columns A and B.
- D. Support, plant and industrial plant equipment requirements, other than Automatic Test Equipment (ATE) for each listed repairable item, imposed by the Column C process. Include parameters and tolerances which the equipment must meet.
- E. Nomenclature/type designation, NSN, part number, and CAGE code of existing ATE which can be used to accomplish the process in Column C for each listed depot repairable item. Indicate if the existing ATE requires modification and/or addition of building blocks or stations. If new ATE is proposed in addition to or instead of existing ATE, identify the new ATE, its special characteristics, potential source, and expected cost.
- F. Facility requirements and/or special environmental considerations associated with the repair process in Column C or the equipment requirements in Columns D or E.
- G. Trade skill requirements associated with the repair process in Column C or the operation of equipment in Columns D and E.

PROJECTED DEPOT WORKLOAD (PEACETIME)														JDMAG CONTROL NO.																	
1. DATE			2. NAME/TITLE OF ORIGINATOR					3. COMMAND/ADDRESS						4. OFFICE SYMBOL/CODE				5. PHONE													
6. SYSTEM/EQUIPMENT/ITEM NOMENCLATURE				7. T/M/S DESIGNATION				8. NATIONAL STOCK NO.				9. MFR PART NO.				10. CAGE CODE															
A. JLC 28 ITEM NO.	NOMENCLATURE B.			C. FY				D. FY				E. FY				F. FY				G. FY				H. FY (5 yr Total)							
				A	N	AF	MC	A	N	AF	MC	A	N	AF	MC	A	N	AF	MC	A	N	AF	MC	A	N	AF	MC				

OPNAVINST 4790.14A/AMC-R 750-10/AFI 21-133(I)/MCO P4790.10B/DLAD 4151.16
31 MARCH 1999

The purpose of JLC Form 31 is to provide depot workload projection, by fiscal year, for the System/Equipment/Item repairables listed in JLC Form 28.

INSTRUCTIONS TO COMPLETE JLC FORM 31

JDMAG Control Number – Number assigned by JDMAG
Page Data – Self explanatory

ENTRY

Block/Column

1. Date form submitted.
2. Person completing the form.
3. Originator's command and city/state address.
4. Originator's office symbol/code: Self-explanatory.
5. Originator's phone number: Self-explanatory.
6. System/Equipment/Item noun name using national stocklist-type nomenclature (*same as JLC Form 27, Block 2*).
7. System/Equipment/Item type/model/series designation according to MIL-STD-875 and MIL-STD-196 and/or the reference designation for electronic items per USAS-Y32.16 as applicable (*same as JLC Form 27, Block 3*).
8. National Stock Number (*NSN*) assigned to the System/Equipment/Item.
9. Manufacturer's part number assigned to uniquely identify the System/Equipment/Item.
10. Commercial and Government Entity (*CAGE*) Code of the manufacturer/vendor of the System/Equipment/Item.
- A. Each item number from Column A of JLC Form 28.
- B. Nomenclature for each item from Column C of JLC Form 28.
- C-G. Initial year which the System/Equipment/Item depot-level repairables will generate and the four (4) subsequent years.

Below each fiscal year entry, and under the appropriate columnar headings, the projected quantity of the repairables which generate from each using Service during the fiscal years.

"A" – Army; "AF" – Air Force; "N" – Navy; "MC" – Marine Corps.
- H. Total the 5-year work by using Service by item row.

NOTE: If the initial and four subsequent years fail to encompass the year during which peak depot generations are reached, use additional JLC 31 Forms to complete required fiscal years to the peak workload year.

PROJECTED DEPOT WORKLOAD (<i>Mobilization</i>)													JDMAG CONTROL NO.			
1. DATE			2. NAME/TITLE OF ORIGINATOR				3. COMMAND/ADDRESS				4. OFFICE SYMBOL/CODE		5. PHONE			
6. SYSTEM/EQUIPMENT/ITEM NOMENCLATURE				7. T/M/S DESIGNATION				8. NATIONAL STOCK NO.		9. MFR PART NO.		10. CAGE CODE				
A. JLC 28 ITEM NO.	11. MOBILIZATION FY (<i>Peak Peacetime FY</i>) _____															
	B. M+				C. M+				D. M+				E. M+			
	A	N	AF	MC	A	N	AF	MC	A	N	AF	MC	A	N	AF	MC

OPNAVINST 4790.14A/AMC-R 750-10/AFI 21-133(I)/MCO P4790.10B/DLAD 4151.16
31 MARCH 1999

The purpose of JLC Form 32 is to project the depot maintenance workload under mobilization support requirements of each item listed in JLC Form 28.

INSTRUCTIONS TO COMPLETE JLC FORM 32

JDMAG Control Number – Number assigned by JDMAG
Page Data – Self explanatory

ENTRY

Block/Column

1. Date form submitted.
2. Person completing the form.
3. Originator's command and city/state address.
4. Originator's office symbol/code: Self-explanatory.
5. Originator's phone number: Self-explanatory.
6. System/Equipment/Item noun name using national stocklist-type nomenclature (*same as JLC Form 27, Block 2*).
7. System/Equipment/Item type/model/series designation according to MIL-STD-875 and MIL-STD-196 and/or the reference designation for electronic items per USAS-Y32.16 as applicable (*same as JLC Form 27, Block 3*).
8. National Stock Number (*NSN*) assigned to the System/Equipment/Item.
9. Manufacturer's part number assigned to uniquely identify the System/Equipment/Item.
10. Commercial and Government Entity (*CAGE*) Code of the manufacturer/vendor of the System/Equipment/Item.
- A. List the repairable item number from Column A of JLC Form 31.
- B-G. M + 1 through M + 12 – Based on the fiscal year entered in Block 11, enter the total quantity in the appropriate Service column of each repairable item identified in Column A which will generate during each month of M + 1 through M + 12. If a continuation of a peacetime workload is projected for Foreign Military Sales (FMS) cases during M + 1 through M + 12, enter the projected quantities as an additive factor below the comparable Service quantity with a horizontal line separating the two quantities. Use an additional sheet to complete the M + 7 through M + 12 entries.

DEPOT SUPPORT PROPOSAL (COVER SHEET)		1. JDMAG CONTROL NO.	
		2. RESPONDING ACTIVITY CONTROL NO.	
3. RESPONDING SERVICE	4. RESPONDING ACTIVITY	5. DATE OF RESPONSE SUBMITTAL	
6. RESPONDING ACTIVITY CONTACT		7. CODE/SYMBOL	8. PHONE NUMBER
9. SYSTEM/EQUIPMENT/ITEM NOMENCLATURE		10. T/M/S DESIGNATION	
11. NATIONAL STOCK NO.	12. PART NO.	13. CAGE CODE	14. APPLICATION
15. RESPONDING ACTIVITY REMARKS			
16. JDMAG REMARKS			
17. JDMAG PROJECT OFFICER		18. PHONE NUMBER	

31 MARCH 1999

The purpose of JLC Form 33 is to furnish information by the JDMAG and the responding Service/activity, which is pertinent to preparation and submittal of a depot response package applicable to the specified System/Equipment Item. In this regard, Blocks 2, 4 through 8 and Block 15 of this form are to be completed by the responding Service/activity; all other blocks are to be completed by the JDMAG.

INSTRUCTIONS TO COMPLETE JLC FORM 33

ENTRY

Block/Column

1. The assigned JDMAG control number.
2. The control number assigned by the responding Service or activity, as appropriate.
3. The Service from which the response package is provided.
4. The depot maintenance activity from which the response package is provided.
5. Date activity response is submitted.
6. Name of the individual to contact concerning the content of the response package.
7. Organizational code/symbol of the individual identified in Block 6.
8. DSN (D) and/or commercial (C) telephone number of the individual identified in Block 6.
9. System/Equipment/Item noun name using national stocklist-type nomenclature.
10. System/Equipment/Item type/model/series reference designation according to MIL-STD-875 and MIL-STD-196 and/or USAS-Y32.16.
11. National Stock Number (NSN) assigned to the System/Equipment/Item. If no NSN is to be assigned, enter "N/A." If an NSN has been or will be applied for but has not been assigned, enter "PENDING."
12. Manufacturer's part number assigned to identify the item.
13. Commercial and Government Entity (CAGE) Code assigned to the manufacturer of the item.
14. The weapon system(s) or end item(s) on which the System/Equipment/Item will be installed or used.
15. Remarks, as deemed appropriate, concerning any aspects of the response package content which warrant clarification.
16. Remarks, as deemed appropriate, concerning the preparation and submittal of the response package.
17. Name of the JDMAG project officer for the study.
18. DSN (D) and/or commercial (C) telephone number of individual identified in Block 17.

31 MARCH 1999

DEPOT SUPPORT PROPOSAL COST SUMMARY			1. JDMAG CONTROL NO.	
			2. RESPONDING ACT. CONT. NO.	
3. RESPONDING SERVICE	4. RESPONDING ACTIVITY		5. DATE OF RESPONSE SUBMITTAL	
6. RESPONDING ACTIVITY CONTACT			7. CODE/SYMBOL	8. PHONE
9. SYSTEM/EQUIPMENT/ITEM NOMENCLATURE			10. T/M/S DESIGNATION	
NONRECURRING COST	OWN SERVICE WORKLOAD	OTHER SERVICE WORKLOAD	OWN SERVICE WORKLOAD	OTHER SERVICE WORKLOAD
11. EQUIPMENT	AVAILABLE		ADDITIONAL	
A. COMMON SUPPORT <i>(JLC FORM 35)</i>				
B. PECULIAR SUPPORT <i>(JLC FORM 36)</i>				
C. INDUSTRIAL/ADD'L PLANT <i>(JLC FORM 37)</i>				
	EQUIPMENT SUB-TOTAL			
12. FACILITIES <i>(JLC FORM 38)</i>				
A. REPAIR				
B. EQUIPMENT INSTALLATION				
C. ALTERATION				
D. NEW CONSTRUCTION				
	FACILITIES SUB-TOTAL			
13. TRAINING <i>(JLC FORM 51)</i>	SUB-TOTAL			
14. NONRECURRING COST <i>(Equipment Facilities & Training)</i>			TOTAL	
RECURRING COST				
15. REPAIR COSTS FOR ALL YEARS <i>(JLC FORM 49)</i>			TOTAL	
16. DEPOT SUPPORT PROPOSAL COST <i>(Nonrecurring & Recurring)</i>			TOTAL	
REMARKS				

OPNAVINST 4790.14A/AMC-R 750-10/AFI 21-133(I)/MCO P4790.10B/DLAD 4151.16
31 MARCH 1999

The purpose of JLC Form 34 is to summarize the costs previously entered on JLC Forms 35, 36, 37, 38, 49 and 51.

INSTRUCTIONS TO COMPLETE JLC FORM 34

ENTRY

Block/Column

1. The assigned JDMAG control number.
2. The control number assigned by the responding Service or activity, as appropriate.
3. The Service from which the response package is provided.
4. The depot maintenance activity from which the response package is provided.
5. Date activity response is submitted.
6. Name of the individual to contact concerning the content of the response package.
7. Organizational code/symbol of the individual identified in Block 6.
8. DSN (D) and/or commercial (C) telephone number of the individual identified in Block 6.
9. System/Equipment/Item noun name using national stocklist-type nomenclature (*same as JLC Form 27, Block 2*).
10. System/Equipment/Item type/model/series reference designation according to MIL-STD-875 and MIL-STD-196 and/or USAS-Y32.16.
11. Total the costs appearing in the "OWN SERVICE" columns under Blocks 15 and 16 of JLC Forms 35 and 36 and Block 14 of JLC Form 37. Enter the costs derived from these forms in the appropriate columns of Blocks 11A through 11C of JLC Forms 34. Sub-total Block 11 equipment costs.
12. Total the costs from "OWN SERVICE WORKLOAD" and "OTHER SERVICE" columns under Block 13 of the JLC Form 38 and enter appropriate columns of Blocks 12A through 12D of JLC Form 34. Sub-total Block 12 facility costs.
13. Enter training costs for your Service from JLC Form 49, Block 8, under JLC Form 34, Block 13, "OWN SERVICE WORKLOAD" column. Enter total training costs for other Services from JLC Form 51, Block 8, under JLC Form 34, Block 13, "OTHER SERVICE WORKLOAD" column.
14. Enter the total nonrecurring costs from the "OWN SERVICE WORKLOAD" and "OTHER SERVICE WORKLOAD" SUBTOTALS. (Blocks 11, 12 and 13)
15. Enter total repair costs for your Service from JLC Form 49, Block 9G, under JLC Form 34, Block 15, "OWN SERVICE WORKLOAD" column. Enter total repair costs for all other Services from JLC Form 49, Block 9G, under JLC Form 34, Block 15, "OTHER SERVICE WORKLOAD" column.
16. In the "ADDITIONAL COST" columns, add the subtotal costs from Blocks 14 and 15. Enter the resultant totals in the appropriate blocks at the bottom of the "OWN SERVICE WORKLOAD" and "OTHER SERVICE WORKLOAD" columns.

Note: Any remarks required to clarify entries should be provided on an attached page.

COMMON SUPPORT EQUIPMENT REQUIREMENTS													DATE			
1. SYSTEM/EQUIPMENT/ITEM NOMENCLATURE						2. RESPONDING SERVICE				3. RESPONDING ACTIVITY CONTROL NO.						
4. T/M/S DESIGNATION			5. NATIONAL STOCK NO.			6. PART NO.			7. RESPONDING ACTIVITY			8. JDMAG CONTROL NO.				
9. JLC 28 ITEM NO.	10. SUPPORT EQUIPMENT NSN/PN/CAGE	11. SUPPORT EQUIPMENT NOMENCLATURE	12. UNIT COST	13. REQUIREMENTS/ AVAILABLE				14. MODIFICATION REQUIREMENTS/COST				15. AVAILABLE EQUIPMENT COST		16. ADDITIONAL INVESTMENT		
				A. OWN		B. OTHER		QUANTITY		MOD COST		A. OWN SERVICE	B. OTHER SERVICE	A. OWN SERVICE	B. OTHER SERVICE	
				RQD	AVAL	RQD	AVAL	A. OWN	B. OTH	A. OWN	B. OTH					

OPNAVINST 4790.14A/AMC-R 750-10/AFI 21-133(I)/MCO P4790.10B/DLAD 4151.16
31 MARCH 1999

The purpose of JLC Form 35 is to separately identify and cost out the common support equipment (in terms of availability, modification and acquisition requirements) which will be used to perform depot maintenance of the System/Equipment/Item repairables in accordance with the technical information data package requirements (*JLC Forms 28 through 32*).

INSTRUCTIONS TO COMPLETE JLC FORM 35

Date and page data – Self-explanatory

ENTRY

Block/Column

1. Enter the System/Equipment/Item noun name from Block 4 of JLC Form 28.
2. Enter the Service providing the depot response package.
3. Enter the control number assigned by the preparing activity.
4. Enter the System/Equipment/Item T/M/S or reference designation.
5. Enter the National Stock Number (NSN) assigned to the System/Equipment/Item.
6. Enter the Part Number (P/N) assigned to the System/Equipment/Item.
7. Identify the depot maintenance activity providing the response package.
8. Enter the JDMAG control number assigned.
9. List the depot repairable item number(s) from Column A, JLC Form 28, whose work/repair, test and calibration will utilize common support equipment with a unit cost of one thousand dollars or more. List the JLC Form 28 item numbers, either collectively or individually, depending on whether or not identical stock numbered articles of support equipment can be utilized in the depot maintenance process. All applicable JLC Form 28 item numbers must be listed to assure identification of all essential Support Equipment (SE).
10. Opposite the item number(s) listed in Column 9, enter the NSN/PN/Commercial and Government Entity (CAGE) code of the applicable article of common support equipment.
11. Enter the national stocklist nomenclature of the common support equipment identified in Column 10. If a type designation has been assigned to the article, list the type designation following the nomenclature entry.
12. Enter the unit cost of the common support equipment identified in Columns 10 and 11, as shown in the applicable stocklist.
13. The purpose of this column is to quantify the articles of support equipment previously listed in Columns 10 and 11 to show the number of articles required and available to accomplish the total number of units as projected in JLC Form 32, if mobilization requirements exceed peacetime requirements.
- 13A. In the "RQD" column, enter the quantity of support equipment required to accomplish the workload projected by your own Service. In the "AVAL" column, enter the quantity of support equipment on hand which will be used to support your Service workload projections. If no support equipment is available, leave the "AVAL" column blank.
- 13B. In the "RQD" column, enter the quantity of support equipment to accomplish the workload of another Service, or other Services. In the "AVAL" column, enter the quantity of support equipment on hand to support workload projections from another Service, or Services. If no support equipment is available for this purpose, leave blank.
14. The purpose of this column is to quantify any required modification of the previously listed support equipment and to provide an estimate of the cost required to accomplish the modification.
- 14A. QUANTITY – In the "OWN" column, list the number, if any, of the articles of support equipment previously listed in the "RQD" column of Block 13A, which requires modification. In the "OTHER" column, make a similar entry applicable to the "RQD" column of Block 13B.
- 14B. MODIFICATION REQUIREMENTS/COST – In the "OWN" column, enter the estimated total cost to modify the number of articles, if any, previously listed in the "OWN" column of Block 14A. In the "OTHER" column, make a similar entry applicable to the "OTHER" column of Block 14A.
15. Column 15A – If support equipment has been shown in Block 13A as being available, obtain the cost to be entered in Block 15A by multiplying the unit cost in Block 12 by the quantity of articles in the "AVAL" column of Block 13A.
Column 15B – Utilize the procedure described for Block 15A except that the "AVAL" column of Block 13B applies.
16. Column 16A – If any entry has been made in the Block 13A, determine the quantity of articles required versus quantity available. Multiply the remainder by the unit cost shown in Block 12 and add to this product, the modification costs, if any, shown in the "OWN" column of Block 14B. Enter the derived cost in this column.
Column 16B – Utilize the procedure described under Block 16A except the Block 13B and the "OTHER" column of Block 14B apply.

JLC Form 35, Sep 94 (Reverse)

PECULIAR SUPPORT EQUIPMENT REQUIREMENTS

DATE

1. SYSTEM/EQUIPMENT/ITEM NOMENCLATURE										2. RESPONDING SERVICE				3. RESPONDING ACTIVITY CONTROL NO.				
4. T/M/S DESIGNATION			5. NATIONAL STOCK NO.			6. PART NO.				7. RESPONDING ACTIVITY				8. JDMAG CONTROL NO.				
9. JLC 28 ITEM NO.	10. SUPPORT EQUIPMENT NSN/PN/CAGE		11. SUPPORT EQUIPMENT NOMENCLATURE		12. UNIT COST		13. REQUIREMENTS/ AVAILABLE				14. MODIFICATION REQUIREMENTS/COST				15. AVAILABLE EQUIPMENT COST		16. ADDITIONAL INVESTMENT	
							A. OWN		B. OTHER		QUANTITY		MOD COST		A. OWN SERVICE	B. OTHER SERVICE	A. OWN SERVICE	B. OTHER SERVICE
							RQD	AVAL	RQD	AVAL	A. OWN	B. OTH	A. OWN	B. OTH				

31 MARCH 1999

The purpose of JLC Form 36 is to separately identify and cost out the peculiar support equipment (*in terms of availability, modification and acquisition requirements*) which will be used to perform depot maintenance of the System/Equipment/Item repairables in accordance with the technical information data package requirements (*JLC Forms 28 through 32*).

INSTRUCTIONS TO COMPLETE JLC FORM 36

Date and page data – Self-explanatory

ENTRY

Block/Column

1. Enter the System/Equipment/Item noun name from Block 4 of JLC Form 28.
2. Enter the Service providing the depot response package.
3. Enter the control number assigned by the preparing activity.
4. Enter the System/Equipment/Item T/M/S or reference designation.
5. Enter the National Stock Number (NSN) assigned to the System/Equipment/Item.
6. Enter the Part Number (P/N) assigned to the System/Equipment/Item.
7. Identify the depot maintenance activity providing the response package.
8. Enter the JDMAG control number assigned.
9. List the depot repairable item number(s) from Column A, JLC Form 28, whose rework/repair, test and calibration will utilize common support equipment with a unit cost of one thousand dollars or more. List the JLC Form 28 item numbers, either collectively or individually, depending on whether or not identical stock numbered articles of support equipment can be utilized in the depot maintenance process. All applicable JLC Form 28 item numbers must be listed to assure identification of all essential Support Equipment (SE).
10. Opposite the item number(s) listed in Column 9, enter the NSN/PN/Commercial and Government Entity (CAGE) code of the applicable article of common support equipment.
11. Enter the national stocklist nomenclature of the common support equipment identified in Column 10. If a type designation has been assigned to the article, list the type designation following the nomenclature entry.
12. Enter the unit cost of the peculiar support equipment. This unit cost is the total of the recurring and nonrecurring cost for peculiar support equipment procured for depot use only (*nonrecurring cost would only be reflected on the first article procured*). In some instances, individual Service practice is to amortize the nonrecurring cost against the quantity of articles of peculiar support equipment procured for depot use only. In this case, average the nonrecurring cost into the unit cost of each article. In either case, do not include the nonrecurring cost if the peculiar support equipment is required at both the intermediate and depot levels of maintenance.
13. The purpose of this column is to quantify the articles of support equipment previously listed in Columns 10 and 11 to show the number of articles required and available to accomplish the total number of units as projected in JLC Form 32, if mobilization requirements exceed peacetime requirements.
- 13A. In the "RQD" column, enter the quantity of support equipment required to accomplish the workload projected by your own Service. In the "AVAL" column, enter the quantity of support equipment on hand which will be used to support your Service workload projections. If no support equipment is available, leave the "AVAL" column blank.
- 13B. In the "RQD" column, enter the quantity of support equipment to accomplish the workload of another Service, or other Services. In the "AVAL" column, enter the quantity of support equipment on hand to support workload projections from another Service, or Services. If no support equipment is available for this purpose, leave blank.
14. The purpose of this column is to quantify any required modification of the previously listed support equipment and to provide an estimate of the cost required to accomplish the modification.
- 14A. QUANTITY – In the "OWN" column, list the number, if any, of the articles of support equipment previously listed in the "RQD" column of Block 13A, which requires modification. In the "OTHER" column, make a similar entry applicable to the "RQD" column of Block 13B.
- 14B. MODIFICATION REQUIREMENTS/COST – In the "OWN" column, enter the estimated total cost to modify the number of articles, if any, previously listed in the "OWN" column of Block 14A. In the "OTHER" column, make a similar entry applicable to the "OTHER" column of Block 14A.
15. Column 15A – If support equipment has been shown in Block 13A as being available, obtain the cost to be entered in Block 15A by multiplying the unit cost in Block 12 by the quantity of articles in the "AVAL" column of Block 13A.
Column 15B – Utilize the procedure described for Block 15A except that the "AVAL" column of Block 13B applies.
16. Column 16A – If any entry has been made in the Block 13A, determine the quantity of articles required versus quantity available. Multiply the remainder by the unit cost shown in Block 12 and add to this product, the modification costs, if any, shown in the "OWN" column of Block 14B. Enter the derived cost in this column.
Column 16B – Utilize the procedure described under Block 16A except the Block 13B and the "OTHER" column of Block 14B apply.

JLC Form 36, Sep 94 (Reverse)

INDUSTRIAL AND PLANT EQUIPMENT REQUIREMENTS

DATE

1. SYSTEM/EQUIPMENT/ITEM NOMENCLATURE

2. RESPONDING SERVICE

3. RESPONDING ACT. CONT. NO.

4. T/M/S DESIGNATION

5. NATIONAL STOCK NO.

6. PART NO.

7. RESPONDING ACTIVITY

8. JDMAG CONTROL NO.

9.
JLC
28
ITEM
NO.

10.
INDUSTRIAL/PLANT
EQUIPMENT
NOMENCLATURE

11. INDUSTRIAL/ADDITIONAL PLANT
EQUIPMENT IDENTIFICATION

A.
NATIONAL STOCK NO./
PART NO.

B.
PLANT EQUIPMENT
CODE

C.
MANUFACTURER'S
CODE

12. QTY
REQUIRED

A.
OWN

B.
OTH

13. MODIFICATION
REQUIREMENTS COST

A.
UNIT MOD
COST

B. QTY
OWN OTH

C. TOT MOD COST
OWN OTH

14. ADDITIONAL
INVESTMENT

A.
OWN
SERVICE

B.
OTHER
SERVICE

203

OPNAVINST 4790.14A/AMC-R 750-10/AFI 21-133(I)/MCO P4790.10B/DLAD 4151.16
31 MARCH 1999

The purpose of JLC Form 37 is to separately identify and cost out the peculiar support equipment (*in terms of availability, modification and acquisition requirements*) which will be used to perform depot maintenance of the System/Equipment/Item repairables in accordance with the technical information data package requirements (*JLC Forms 28 through 32*).

INSTRUCTIONS TO COMPLETE JLC FORM 37

Date and page data – Self-explanatory

ENTRY

Block/Column

1. Enter the System/Equipment/Item noun name from Block 4 of JLC Form 28.
2. Enter the Service providing the depot response package.
3. Enter the control number assigned by the preparing activity.
4. Enter the System/Equipment/Item T/M/S or reference designation.
5. Enter the National Stock Number (NSN) assigned to the System/Equipment/Item.
6. Enter the Part Number (P/N) assigned to the System/Equipment/Item.
7. Identify the depot maintenance activity providing the response package.
8. Enter the JDMAG control number assigned.
9. List the depot repairable item number(s) from Column A, JLC Form 28, to identify those depot-repairable items which will require: (1) modification of existing plant/industrial plant equipment (P/IPE) including the modification of software or addition of software for numerically controlled P/IPE, or (2) acquisition of additional P/IPE including software, as applicable. List the JLC Form 28 item numbers, either collectively or individually, depending on whether or not identical articles of P/IPE to be modified or acquired can be utilized in the depot maintenance process. All applicable JLC Form 28 item numbers must be listed to assure identification of all essential Support Equipment (SE).
10. Use the noun description of the existing P/IPE to be modified or of the P/IPE to be acquired as it appears in the Defense Logistics Agency Handbook (DLAH) 4215 series. If not listed in DLAH 4215, use similar nomenclature.
11. 11a. - Enter the NSN assigned to the P/IPE to be modified or acquired. Below the NSN, enter the manufacturer's part number and manufacturer's model number, as available.
11b. - Enter the Plant Equipment Code (PEC) assigned to P/IPE as listed in DLAH 4215. If not listed enter "N/A."
11c. - Enter the five-digit number identifying the manufacturer of the P/IPE in accordance with Catalog Handbook H4-1.
12. This block quantifies the number of additional articles of P/IPE to be acquired for accomplishment of the total Fiscal Year workload projected in JLC Form 31, or JLC Form 32, if mobilization requirements exceed peacetime requirements.
12a. - Enter the number of articles of P/IPE to be acquired to accomplish the workload projected by your own Service.
12b. - Enter the number of articles of P/IPE to be acquired to accomplish the workload of another Service, or other Services.
13. This block quantifies any required modifications of the previously listed existing P/IPE and provides an estimate of the cost required to accomplish the modifications. In the instance of numerically controlled P/IPE include the cost of any additional software or software modification.
13a. - Enter the estimated unit cost to modify each listed article of existing P/IPE.
13b. - In the "OWN" column, enter the quantity of the existing articles of P/IPE requiring modifications to accomplish workloads projected by your own Service. In the "OTHER" column, make a similar entry based on the workload of another Service or other Services.
13c. - Multiply the unit cost (Block 13A) by the quantity entered in the "OWN" column of Block 13B. Enter the product in the "OWN" column of this block. Follow a similar procedure to complete the "OTHER" column entry of Block 13C.
14. This block determines the additional investments requirement for existing P/IPE modifications or for P/IPE acquisition. Separate line entries are to be made for P/IPE modification costs and for P/IPE acquisition costs. The applicable entry should be opposite the initial line of the JLC Form 28 item number(s) and nomenclature listings appearing in Columns 9 and 10.
14a. - Applicable to P/IPE to be acquired. Estimate the unit cost of each article of P/IPE to be acquired for accomplishment of your own Service projected workload. Multiply the unit cost by the quantity entered in Block 12A. Enter the product in Block 14A.
14b. - Applicable to P/IPE to be modified. Enter the dollar amount shown in the "OWN" column, Block 13C, into Block 14A.
14c. - Follow the instructions for Block 14A, except the Block 12B quantities apply.

JLC Form 37, Sep 94 (Reverse)

FACILITY REQUIREMENTS										DATE	
1. SYSTEM/EQUIPMENT/ITEM NOMENCLATURE						2. RESPONDING SERVICE			3. RESPONDING ACT. CONT. NO.		
4. T/M/S DESIGNATION			5. NATIONAL STOCK NO.			6. PART NO.		7. RESPONDING ACTIVITY		8. JDMAG CONTROL NO.	
9. JLC 28 ITEM NO.	10. DESCRIPTION OF ADDITIONAL FACILITY ALTERATION/CONSTRUCTION	11. METHOD/COST OF ACCOMPLISHING FACILITY ALTERATION/CONSTRUCTION							12. BUILDING NUMBER	13. ADDITIONAL INVESTMENT	
		A. REPAIR	B. EQUIPMENT INSTALLATION	C. ALTERATION			D. NEW CONSTRUCTION/ADDITION			A. OWN SERVICE WORKLOAD	B. OTHER SERVICE WORKLOAD
SPECIAL PROJECT	EXIGENT MINOR CONSTRUCTION			MILCON	SPECIAL PROJECT	EXIGENT MINOR CONSTRUCTION	MILCON				

205

OPNAVINST 4790.14A/AMC-R 750-10/AFI 21-133(I)/MCO P4790.10B/DLAD 4151.16
31 MARCH 1999

The purpose of JLC Form 38 is to identify and cost out additional facility requirements associated with the attainment of capacity to rework/repair, test, calibrate the system/equipment/item repairables in accordance with the technical information data package requirements (*JLC Forms 28 through 32*).

INSTRUCTIONS TO COMPLETE JLC FORM 38

Date and page data – self explanatory

ENTRY

Block/Column

1. Enter the System/Equipment/Item noun name from Block 4 of JLC Form 28.
2. Enter the Service providing the response package.
3. Enter the control number assigned by the preparing activity.
4. Enter the System/Equipment/Item Type/Model/Series (*T/M/S*) or reference designation.
5. Enter the National Stock Number (*NSN*) assigned to the System/Equipment/Item.
6. Enter the Part Number (*P/N*) assigned to the System/Equipment/Item.
7. Identify the depot maintenance activity providing the response package.
8. Enter the JDMAG control number assigned.
9. List the item number(s) from Column A of JLC Form 28 to identify those depot-repairable items whose rework/repair, test and calibration requirements necessitate the alteration of existing facilities or construction of new facilities. List the JLC Form 28 item numbers, either collectively or individually, depending on whether they are involved in the identical facility alteration/construction requirement.
10. Provide a brief description of the requirement for facility alteration/construction in terms of rework/repair, test, calibration performance requirements and/or environmental criteria. Also, provide a brief description of the nature of the facility alteration/construction requirements in terms of how the performance and/or environmental criteria will be met. Facility alteration/construction requirements are to be based on the establishment of capability capacity to accommodate the workload of your own Service and/or other Services, as applicable, and projected in JLC Form 31, or JLC Form 32, if mobilization requirements exceed peacetime requirements.
11. Under the applicable Block 11 category (*11A – Repair; 11B – Equipment installation; 11C – Alteration; 11D – New Construction/Addition; and the subcategories, Special Project/Exigent Minor Construction/Military Construction of 11C and 11D+*), identify the method of accomplishment by entering the cost of facility alteration/construction in the appropriate Block 11 category/subcategory column. As described under Block 10, the cost to be entered in each applicable column is the total cost associated with accommodating your own and other Services workload projections as shown on JLC Form 31, or JLC Form 32, if mobilization requirements exceed peacetime requirements.
12. List the assigned number of each building involved in the accomplishment of the required facility alteration/construction.
13. **OWN SERVICE WORKLOAD** – If the costs entered in Block 11 pertain only to the establishment of facility/capability to accommodate your own Service workload projects and no workload is projected by another Service, total the costs entered in the Block 11 columns and enter the derived cost in this column opposite each applicable Block 9, 10, and 11 entry. If the costs entered in Block 11 pertain to a combination of your own Service and other Service(s) workload projections, total the costs entered in the Block 11 columns and apportion a share of the total cost (based on workload ratio) in terms of the cost to facilitate to accommodate your own Service workload projection. Enter the amount so derived in this column of Block 13.

OTHER SERVICE WORKLOAD – If the costs entered in Block 11 pertain only to the accomplishment of other Service workload projections, total the Block 11 column costs and enter the sum total in this column. If the Block 11 costs entries pertain to your own Service and other Service workloads, enter in this column the portions of the total cost remaining from the amount entered in Block 13 under “OWN SERVICE WORKLOAD.”

EXISTING REPAIR CAPABILITY								DATE	
1. SYSTEM/EQUIPMENT/ITEM NOMENCLATURE					2. RESPONDING SERVICE			3. RESPONDING ACT. CONT. NO.	
4. T/M/S DESIGNATION		5. NATIONAL STOCK NO.		6. PART NO.		7. RESPONDING ACTIVITY		8. JDMAG CONTROL NO.	
A. JLC 28 ITEM NO.	B. NOMENCLATURE	C. S/I/SI	D. S/I/SI NOMENCLATURE	E. NATIONAL STOCK NO.	F. PART/MODEL NO.	G. APPLICATION	H. REPAIR SOURCE	I. STATUS	

OPNAVINST 4790.14A/AMC-R 750-10/AFI 21-133(I)/MCO P4790.10B/DLAD 4151.16
31 MARCH 1999

The purpose of JLC Form 39 is to identify repairable items, at the end item/system level as a minimum requirement, which are similar, interchangeable or substitute items (*S/I/SI*) for the System/Equipment/Items listed in JLC Form 28, and for which the responding depot has existing *S/I/SI* repair capability or is in the process of establishing such a capability. It also provides for identification of *S/I/SI* repair sources outside of the responding depot which may contribute to the repair of the *S/I/SI* System/Equipment/Item, or components thereof, that are the prime responsibility of the responding depot.

INSTRUCTIONS TO COMPLETE JLC FORM 39

Date and page data – self explanatory

ENTRY

Block/Column

1. Enter the System/Equipment/Item noun name from Block 4 of JLC Form 28.
2. Enter the Service providing the response package.
3. Enter the control number assigned by the preparing activity.
4. Enter the System/Equipment/Item Type/Model/Series (*T/M/S*) or reference designation.
5. Enter the National Stock Number (*NSN*) assigned to the System/Equipment/Item.
6. Enter the Part Number (*P/N*) assigned to the System/Equipment/Item.
7. Identify the depot maintenance activity providing the response package.
8. Enter the JDMAG control number assigned.
- A. List each item number from Column A of JLC Form 28 for which a similar, interchangeable, or substitute item can be identified in accordance with the criteria contained in the purpose statement above.
- B. Enter the nomenclature of the listed numbers from Column C of JLC Form 28.
- C. Identify whether the *S/I/SI* being listed is a similar item, an interchangeable item or a substitute item by entering the appropriate letters in the column (*SI – similar item; IN – interchangeable item; SU – substitute item*).
- D. Enter the national stocklist nomenclature of the *S/I/SI* item.
- E. Enter the NSN of the *S/I/SI* item.
- F. Enter the *P/N* followed by the model number of the *S/I/SI* item.
Identify the weapon system(s) or end item(s) in which the *S/I/SI* item is installed.
- G. If the listed *S/I/SI* repairable component is being repaired at a depot level of maintenance by a DoD depot other than the responding depot, identify the DoD depot. If the repair is being accomplished by a commercial source or activity, identify the commercial source of repair.
- H. If the capability/capacity to repair the *S/I/SI* exists, enter the date production capability was initially established. If capability/capacity to repair the item is being established, enter the projected production capability data.

MANHOUR REQUIREMENTS/WORKLOAD PROJECTION (<i>Peacetime</i>)													DATE	
1. SYSTEM/EQUIPMENT/ITEM NOMENCLATURE						2. RESPONDING SERVICE						3. RESPONDING ACT. CONT. NO.		
4. T/M/S DESIGNATION			5. NATIONAL STOCK NO.			6. PART NO.		7. RESPONDING ACTIVITY			8. JDMAG CONTROL NO.		9. WORKLOADED SERVICE	
10. JLC 28 ITEM NO.	11. NATIONAL STOCK NO./ PART NO.	12. REPAIR	13. FY		14. FY		15. FY		16. FY		17. FY		18.	
			UNITS	HOURS	UNITS	HOURS	UNITS	HOURS	UNITS	HOURS	UNITS	HOURS	UNITS	HOURS

209

OPNA VINST 4790.14A/AMC-R 750-10/AFI 21-133(D)/MCO P4790.10B/DLAD 4151.16
31 MARCH 1999

31 MARCH 1999

The purpose of JLC Form 40 is to identify the direct labor manhours required for depot maintenance accomplishment per fiscal year of workload projections for each item listed on JLC Form 31. In conjunction with the requirements of JLC Form 40, the JDMAG is responsible for entries pertinent to Blocks 10 and 11, and the Fiscal Year and "UNITS" column of Blocks 13 through 17, and the "UNITS" column of Block 18. The responding depot is responsible for entries pertinent to Block 12 and the "HOUR" columns of Block 18. A separate JLC Form 40 will be provided for each using Service.

INSTRUCTIONS TO COMPLETE JLC FORM 40

Date and page data – self explanatory

ENTRY

Block/Column

1. Enter the System/Equipment/Item noun name from Block 4 of JLC Form 28.
 2. Enter the Service providing the response package.
 3. Enter the control number assigned by the preparing activity.
 4. Enter the System/Equipment/Item Type/Model/Series (*T/M/S*) or reference designation.
 5. Enter the National Stock Number (*NSN*) assigned to the System/Equipment/Item.
 6. Enter the Part Number (*P/N*) assigned to the System/Equipment/Item.
 7. Identify the depot maintenance activity providing the response package. If more than one organic depot in the responding Service is involved, identify the lead depot.
 8. Enter the assigned JDMAG control number.
 9. Enter the Service for which workload is portrayed on this JLC Form 40.
 10. List the item numbers from Column A of JLC Form 31 as they pertain to the Service or Services projecting a workload.
 11. List the NSN of each number from Column B or the P/N from Column F, JLC Form 28.
 12. Enter the unit repair standard for each item in DLMH.
 - 13-17. UNITS – Enter the number of units generating to depot for repair in each listed Fiscal Year (*FY*), from Blocks 4 through 8, JLC Form 31.

HOURS – Multiply the number of units in each FY by the repair standard and enter the resultant number of each FY DLMH. Total and enter at the base of each "HOUR" column.
 18. UNITS – Total, by FY, the number of units of each Block 10 item number and enter the sum total under this column.

HOURS – Total, by FY, the number of DLMH for each Block 10 item number and enter the sum total under this column.
- NOTE: Use additional JLC Forms 40 if required.

MANHOUR REQUIREMENTS/WORKLOAD PROJECTION SUMMARY (Peacetime)						DATE
1. SYSTEM/EQUIPMENT/ITEM NOMENCLATURE			2. RESPONDING SERVICE		3. RESPONDING ACT. CONT. NO.	
4. T/M/S DESIGNATION	5. NATIONAL STOCK NO.	6. PART NO.		7. RESPONDING ACTIVITY	8. JDMAG CONTROL NO.	
9. DIRECT PERSONNEL MANHOURS						
A. PROJECTED SERVICE WORKLOAD	B. FY ____	C. FY ____	D. FY ____	E. FY ____	F. FY ____	G. TOTAL
ARMY						
NAVY						
AIR FORCE						
MARINE CORPS						
TOTAL						
REMARKS						

211

OPNAVINST 4790.14A/AMC-R 750-10/AFI 21-133(I)/MCO P4790.10B/DLAD 4151.16
31 MARCH 1999

The purpose of JLC Form 41 is to determine the total number of direct personnel manhours by Service, and by fiscal year, required for the accomplishment of the System/Equipment/Item workload.

INSTRUCTIONS TO COMPLETE JLC FORM 41

Date and page data – self explanatory

ENTRY

Block/Column

1. Enter the System/Equipment/Item noun name from Block 4 of JLC Form 28.
2. Identify the Service providing the response package.
3. Enter the control number assigned by the preparing activity.
4. Enter the System/Equipment/Item Type/Model/Series (*T/M/S*) or reference designation.
5. Enter the National Stock Number (*NSN*) assigned to the System/Equipment/Item.
6. Enter the Part Number (*P/N*) assigned to the System/Equipment/Item.
7. Identify the depot maintenance activity providing the response package.
8. Enter the assigned JDMAG control number.
9. Enter the Fiscal Year (*FY*) for Direct Personnel hours from JLC Form 40.
- 9A-9F. Based on the entries in JLC Form 40, compute and enter direct personnel manhours associated with the fiscal year workload projections for each Service. Total at the base of each fiscal year column.
- 9G. Horizontally total columns 9B through 9F entries for each fiscal year by Service and enter the sums in column 9G. Total Block 9G and enter the sum at the base of the Block 9G column.

Remarks: Enter clarifying remarks or comments deemed appropriate.

NOTE: Use additional JLC Forms 41 if required.

31 MARCH 1999

DEPOT MAINTENANCE PLANNING INFORMATION					1. ORIGINATING COMMAND/CONTROL NUMBER			
2. SYSTEM/EQUIPMENT/ITEM NOMENCLATURE			3. T/M/S DESIGNATION		4. SYSTEM/EQUIPMENT/ITEM APPLICATION			
5. EXISTING <input type="checkbox"/>	5a. CURRENT DSOR STATUS <input type="checkbox"/> ORGANIC <input type="checkbox"/> ICS <input type="checkbox"/> COMMERCIAL		5b. CURRENT DSOR LOCATION		5c. PROPOSED DSOR <input type="checkbox"/> ORGANIC <input type="checkbox"/> COMMERCIAL		5d. PLANNED TRANSITION DATE	
6. NEW <input type="checkbox"/>	6a. PROPOSED INITIAL DSOR LOCATION <input type="checkbox"/> ORGANIC <input type="checkbox"/> ICS <input type="checkbox"/> COMMERCIAL		6b. INITIAL DEPOT SUPPORT DATE		6c. PROPOSED PERM DSOR <input type="checkbox"/> ORGANIC <input type="checkbox"/> COMMERCIAL		6d. PLANNED TRANSITION DATE	
7. ACQUISITION/PRODUCTION PROFILE			INITIAL YEAR FY ____	YEAR 2 FY ____	YEAR 3 FY ____	YEAR 4 FY ____	LAST YEAR FY ____	PROD TOTAL
SERVICE / AGENCY:								
SERVICE / AGENCY:								
SERVICE / AGENCY:								
SERVICE / AGENCY:								
TOTALS								
8. DEPOT MAINTENANCE CONCEPT SUMMARY <input type="checkbox"/> ILSP ATTACHED <input type="checkbox"/> MAINTENANCE PLAN ATTACHED <input type="checkbox"/> DTA ATTACHED <input type="checkbox"/> PMD ATTACHED <input type="checkbox"/> OTHER DEPOT PLANNING/DECISION DOCUMENTS ATTACHED								
9. DEPOT SUPPORT REQUIREMENTS SUMMARY								
10. REMARKS								
11. NAME/TITLE OF ORIGINATOR						12. COMMAND/LOCATION/ADDRESS		
13. OFFICE SYMBOL/CODE			14. PHONE		15. DATE		16. JDMAG CONTROL NO.	

31 MARCH 1999

The purpose of JLC Form 44 is to provide information on depot maintenance plans for the System/Equipment/Item. Information is portrayed on planned repair by an organic (*a DoD industrial activity*) or by a commercial source. In the instance of an existing System/Equipment/Item requiring review, whether continued use of the current organic or commercial source of repair is planned in each instance, the originator is required to provide acquisition/production quantities by year and using Service/agency, to describe the depot maintenance concept and to summarize the depot support requirements.

INSTRUCTIONS TO COMPLETE JLC FORM 44

Date and page data – self explanatory

Block/Column

ENTRY

NOTE: Blocks 1-4 should reflect the information provided on JLC Form 27, Blocks 1, 2, 3, and 5.

1. Identify the Service and command submitting the form and its document control number.
2. Enter the System/Equipment/Item noun name from Block 4, JLC Form 28, using national stocklist-type nomenclature.
3. Enter the System/Equipment/Item Type/Model/Series (*TMS*) designation according to MIL-STD-875 and MIL-STD-196 and/or USAS-Y32.16.
4. Identify the weapon system(s) or end item(s) in which the System/Equipment/Item will be installed/used.
5. Enter an "X" in this Block if the System/Equipment/Item is already in the originating Service's inventory (*identified in Block 1*). If the item is a new item entering the Service inventory, skip Block 5 and proceed to Block 6.

NOTE: If dual (*or multiple*) depot sources of repair exist or are proposed, identify primary source in Blocks 5a through 5d or 6a through 6d, as appropriate. Fully explain and identify alternate sources in Block 10.

- 5a. Identify with an "X" whether the item is currently being reworked by an organic or commercial source. If commercial source, is this interim contractor support (*ICS*)?
- 5b. Identify the Service depot or commercial source currently providing depot support.
- 5c. If it is planned to transition the item from the source of repair identified in Block 5a, enter an "X" beside the source to which the item will be transitioned.
- 5d. Enter the month(s) and year(s) during which the transition is planned to commence and to be completed.
6. Enter an "X" in this Block if the System/Equipment/Item is entering the Service inventory for the first time.

NOTE: If dual (*or multiple*) depot sources of repair exist or are proposed, identify primary source in Blocks 5a through 5d or 6a through 6d, as appropriate. Fully explain and identify alternate sources in Block 10.

- 6a. Enter an "X" to indicate the planned initial source of repair. If commercial source is planned, is this ICS?
- 6b. Enter the month and year by which initial depot support capability of the System/Equipment/Item must be established.
- 6c. If it is proposed to eventually transition the item from the source of repair identified in Block 6a, enter an "X" beside the source to which the item will be transitioned.
- 6d. Enter the month(s) and year(s) during which the transition is planned to commence and to be completed.
7. Identify the Service/agency acquisition/production quantities by fiscal year as indicated below. If production will not be completed in the first four years, list the last year quantity and the cumulative production total as indicated.

"NEW ITEM" – List the fiscal year during which initial installed deliveries of the production System/Equipment/Item will be accomplished and the quantity of such deliveries. Enter the three outyears and the last year installed deliveries. Enter under "Prod Total," the anticipated installed acquisition objective quantity.

"EXISTING ITEM" – If the workload is existing, list the current fiscal year and the current year-end installed inventory. List the projected inventory applicable to each of the three outyears and the last year. List anticipated installed acquisition objective quantity.

8. Provide depot maintenance concept summary for entries in Block 5 or 6. Check applicable Blocks to indicate documentation attached.
9. Provide depot support requirements summary. Describe depot tasks to establish capability (*e.g., develop test program sets, develop repair procedures, develop manufacturing specifications, etc.*) and to support maintenance/rework (*e.g., test and repair as necessary, overhaul and return to new production specification, etc.*)
10. Remarks by originator.
11. Originator and title – enter the name and title, location, office symbol/code/phone number of the originator of JLC Form 44.
12. Originator's command address.
13. Originator's office symbol/code.
14. Originator's phone number.
15. Date JLC Form 44 completed.
16. JDMAG Control Number – To be assigned on receipt.

JLC Form 44, Sep 94 (*Reverse*)

REPAIR COST PROJECTION (All Costs in FY ____ Dollars)													DATE	
1. SYSTEM/EQUIPMENT/ITEM NOMENCLATURE						2. RESPONDING SERVICE						3. RESPONDING ACT. CONT. NO.		
4. T/M/S DESIGNATION			5. NATIONAL STOCK NO.			6. PART NO.		7. RESPONDING ACTIVITY			8. JDMAG CONTROL NO.		9. WORKLOADED SERVICE	
10. JLC 28 ITEM NO.	11. NATIONAL STOCK NO./ PART NO.	12. UNIT REPAIR COST	13. FY ____		14. FY ____		15. FY ____		16. FY ____		17. FY ____		18. TOTAL	
			UNITS	DOLLARS	UNITS	DOLLARS	UNITS	DOLLARS	UNITS	DOLLARS	UNITS	DOLLARS	UNITS	DOLLARS

OPNAVINST 4790.14A/AMC-R 750-10/AFI 21-133(I)/MCO P4790.10B/DLAD 4151.16
31 MARCH 1999

The purpose of JLC Form 48 is to identify the repair costs for each item listed on the JLC Form 31. The JDMAG is responsible for entries in the header ("FY DOLLARS"); and for entries in Blocks 10 and 11, the "FY" and "UNITS" column of Blocks 13 through 17, and the "UNITS" column of Block 18. The responding depot is responsible for the remaining entries. A separate JLC Form 48 will be provided for each Service with workload.

INSTRUCTIONS TO COMPLETE JLC FORM 48

Date and page data – self explanatory

ENTRY

Block/Column

1. Enter the System/Equipment/Item noun name.
2. Identify the Service providing the response package.
3. Enter the control number assigned by the preparing activity.
4. Enter the System/Equipment/Item Type/Model/Series (*T/M/S*) or reference designation.
5. Enter the National Stock Number (*NSN*) assigned to the System/Equipment/Item.
6. Enter the Part Number (*P/N*) assigned to the System/Equipment/Item.
7. Identify the depot maintenance activity providing the response package. If more than one organic depot in the responding Service is involved, identify the lead depot.
8. Enter the assigned JDMAG control number.
9. Enter the Service for which workload is portrayed on this JLC Form 48.
10. List the item numbers from column A of JLC Form 31.
11. List the NSN or P/N of each item number.
12. Enter the Unit Repair Cost for each item. This cost should be developed using the unit repair cost comparability worksheet.
- 13-17. Enter the Quantity of Units and the Fiscal Years (*FYs*) in which each item will generate depot repair requirements from Blocks 4 through 8, JLC Form 31.

Multiply the Units in each FY by the Unit Repair Cost from Block 12 and enter the dollars for each item. Total and enter the amounts at the base of each "Dollar" column.
18. Enter the total Units and Dollars for all FYs for each item number.

NOTE: The FY dollars specified in the header of this form must be used for purposed of comparability.

REPAIR COST PROJECTION SUMMARY						DATE
1. SYSTEM/EQUIPMENT/ITEM NOMENCLATURE			2. RESPONDING SERVICE		3. RESPONDING ACT. CONT. NO.	
4. T/M/S DESIGNATION	5. NATIONAL STOCK NO.	6. PART NO.		7. RESPONDING ACTIVITY	8. JDMAG CONTROL NO.	
9. REPAIR COSTS IN FY ____ DOLLARS						
A. PROJECTED SERVICE	B. FY ____	C. FY ____	D. FY ____	E. FY ____	F. FY ____	G. TOTAL
ARMY						
NAVY						
AIR FORCE						
MARINE CORPS						
TOTAL						
REMARKS						

217

**OPNAVINST 4790.14A/AMC-R 750-10/AFI 21-133(I)/MCO P4790.10B/DLAD 4151.16
31 MARCH 1999**

The purpose of JLC Form 49 is to summarize the repair costs previously entered on JLC Form 48. This form will identify repair costs by Service and by fiscal year, and total repair costs for the whole workload.

INSTRUCTIONS TO COMPLETE JLC FORM 49

Date and page data – self explanatory

ENTRY

Block/Column

1. Enter the System/Equipment/Item noun name from Block 4, JLC Form 28.
2. Identify the Service providing the response package.
3. Enter the control number assigned by the preparing activity.
4. Enter the System/Equipment/Item Type/Model/Series (*T/M/S*) or reference designation.
5. Enter the National Stock Number (*NSM*) assigned to the System/Equipment/Item.
6. Enter the Part Number (*P/N*) assigned to the System/Equipment/Item.
7. Identify the depot maintenance activity providing the response package.
8. Enter the assigned JDMAG control number.
9. Enter the Fiscal Year (*FY*) for repair costs from JLC Form 48.
- 9A-9F. Based on the entries in JLC Form 48, compute and enter repair costs associated with the fiscal year workload projections for each Service. Total at the base of each fiscal year column.
- 9G. Horizontally total columns 9B through 9F entries for each fiscal year by Service and enter the sums in column 9G. Total Block 9G and enter the sum at the base of the Block 9G column.

Remarks: Enter clarifying remarks of comments deemed appropriate.

NOTE: Use additional JLC Forms 49 if required.

**OPNAVINST 4790.14A/AMC-R 750-10/AFI 21-133(I)/MCO P4790.10B/DLAD 4151.16
31 MARCH 1999**

UNIT REPAIR COST COMPARABILITY WORKSHEET		DATE	
1. SYSTEM/EQUIPMENT/ITEM NOMENCLATURE		2. RESPONDING ACTIVITY	3. RESPOND ACT CONT
4. SYSTEM/ITEM NO.	5. NATIONAL STOCK NO./PART NO.	6. REPAIR STANDARD	7. JDMAG CONTROL NO.
COST CATEGORY		A. COST PER HOUR	B. COST PER UNIT
8. DIRECT LABOR			
9. DIRECT MATERIAL			
10. OTHER DIRECT			
11. PRODUCTION OVERHEAD <i>(Indirect)</i>			
12. GENERAL/ADMINISTRATIVE <i>(G&A)</i>			
13. OTHER RECURRING COST <i>(Specify)</i>			
14. UNADJUSTED REPAIR COST			
COMPARABILITY ADJUSTMENTS			
15. ENGINEERING			
16. SUPPLY			
17. DEPRECIATION			
18. BASE SUPPORT COST			
19a. OTHER <i>(Specify)</i>			
19b. OTHER <i>(Specify)</i>			
19c. OTHER <i>(Specify)</i>			
19d. OTHER <i>(Specify)</i>			
20. TOTAL ADJUSTMENTS			
21. ADJUSTED REPAIR COST			
REMARKS			

OPNAVINST 4790.14A/AMC-R 750-10/AFI 21-133(I)/MCO P4790.10B/DLAD 4151.16
31 MARCH 1999

The purpose of JLC Form 50 is to document the responding activity's costs and comparability adjustments for each depot repairable item. Use of the form aids the responding activity in calculating the adjusted unit repair cost for entry on JLC Form 48.

The JLC Form 50 enables standardized procedures and techniques in the development of unit repair costs and must be utilized in conjunction with the Defense Depot Maintenance Council (DDMC) Cost Comparability Handbook (CCHB).

A JLC Form 50 is required for each depot repairable item with workload listed on JLC Form 31. The JLC Form 50 should be prepared at the cost center level. When multiple cost centers are involved in the repair of an item, a composite worksheet should be prepared with information on apportionment provided in the remarks section.

INSTRUCTIONS TO COMPLETE JLC FORM 50

Date and page data – self explanatory

ENTRY

Block/Column

1. Enter the System/Equipment/Item noun name from Block 4, JLC Form 28.
2. Identify the depot providing the response package.
3. Enter the responding activity's control number.
4. Enter the system/item number from JLC Form 28, Column A.
5. Enter the National Stock Number (*NSN*) (*or part number*) from JLC Form 28, Column B.
6. Enter the repair standard from JLC Form 40, Block 12.
7. Enter the JDMAG's control number.
- 8.-13A. Enter the cost center rate per hour for each cost category in Column A of the worksheet. A brief definition of each category is provided in the DDMC CCHB. The entry in Line 13 (*Other Recurring Cost*) must be fully defined; use the remarks section or attach a separate sheet.
- 14A. Total the costs per hour in Column A, Lines 8-13 and enter on Column A, Line 14.
- 8.-14B. Multiply the Line entries in Column A, Lines 8-14, by the Repair Standard (Hrs) from Block 6 and enter the product in Column B, Lines 8-14.
- 15A.-19D. Enter comparability adjustments for each cost category in Column A of the worksheet. Guidance for determining necessary adjustments is provided in the DDMC CCHB. If a portion of the costs per hour listed in Column A, Lines 9-13, included costs for elements listed in Lines 15-19, a proportional adjustment is authorized. Entries in Line 19 must be fully defined.
- 15B.-19D. Multiply the Line entries in Column A, Lines 15-19, by the Repair Standard (Hrs) from Block 6 and enter the product in Column B, Lines 15-19.
20. Total costs in Column A, Lines 15-19, and enter on Column A, Line 20. Total costs in Column B, Lines 15-19, and enter on Column B, Line 20.
21. Add the adjusted repair cost per hour (+) or (-) in Column A, Line 20, to the unadjusted repair cost in Column A, Line 14, and enter in Column A. Add the adjusted repair cost in Column B, Line 20, to the unadjusted repair cost in Column B, Line 14, and enter in Column B, Line 21. This provides the adjusted repair cost per unit to be entered in Column 12 on JLC Form 48. If an item was worked in more than one cost center, total the adjusted repair cost per unit in Column B, Line 21, from all worksheets for that item and enter the composite unit repair cost for that item in Column 12 on JLC Form 48.

31 MARCH 1999

TRAINING COSTS			DATE	
1. SYSTEM/EQUIPMENT/ITEM NOMENCLATURE	2. JDMAG CONTROL NO.	3a. RESPONDING ACTIVITY	3b. RESPONDING ACT. CONT. NO.	
4. TRAINEE COSTS				
	OWN SERVICE WORKLOAD	OTHER SERVICE WORKLOAD	OWN SERVICE WORKLOAD	OTHER SERVICE WORKLOAD
A. NUMBER OF TRAINEES				
B. LENGTH OF TRAINING (<i>Hours</i>)				
C. AVERAGE HOURLY RATE (<i>Salary & Benefits</i>)				
D. SUBTOTALS (<i>4a x 4b x 4c</i>)				
5. TRAINING TRAVEL COSTS				
A. TRANSPORTATION COST PER STUDENT				
B. PER DIEM COST PER STUDENT				
C. TRAINING TRAVEL COST PER STUDENT				
D. SUBTOTALS (<i>5c x 4a</i>)				
6. TUITION				
A. TUITION FEES PER STUDENT				
B. SUBTOTALS (<i>6a x 4a</i>)				
7. CONTRACTOR ENGINEERING TECHNICAL SERVICES				
8. TOTALS (<i>4d + 5d + 6b + 7</i>)				
9. TRAINING SOURCE AND LOCATION				
10. REMARKS				

**OPNAVINST 4790.14A/AMC-R 750-10/AFI 21-133(I)/MCO P4790.10B/DLAD 4151.16
31 MARCH 1999**

The purpose of JLC Form 51 is to identify the costs associated with the formal training requirements for direct labor personnel to accomplish the depot maintenance workload.

INSTRUCTIONS TO COMPLETE JLC FORM 51

ENTRY

Block/Column

1. Enter the System/Equipment/Item noun name from Block 4, JLC Form 28.
2. Enter the assigned JDMAG control number.
- 3a. Identify the depot providing the response package.
- 3b. Enter the responding activity control number.
- 4a. Enter the number of estimated direct labor employees which will require additional formal training under "OWN SERVICE WORKLOAD" and "OTHER SERVICE WORKLOAD."
- 4b. Enter the estimated hours to train each employee identified in Block 4a.
- 4c. Enter the average estimated hourly salary and benefits for each employee identified in Block 4a.
- 4d. Multiply Block 4a by Block 4b and multiply this product by Block 4c and enter the total estimated cost under "OWN SERVICE WORKLOAD" and "SERVICE WORKLOAD" as appropriate.
- 5a. Enter the estimated travel costs for each direct labor employee if training is conducted away from employee's normal duty station.
- 5b. Enter the estimated per diem costs for each direct labor employee if training is conducted away from employee's normal duty station.
- 5c. Add Block 5a and Block 5b.
- 5d. Multiply Block 5c by Block 4a.
- 6a. Enter the average tuition cost for each direct labor employee.
- 6b. Multiply Block 6a by Block 4a.
7. Enter estimated contractor engineering technical services for "OWN SERVICE WORKLOAD" and "OTHER SERVICE WORKLOAD" as appropriate.
8. Add 4d, 5d, 6b, and 7 under "OWN SERVICE WORKLOAD" as indicated.
9. Indicate whether training will be performed by a government or a commercial activity and list the name of the organization providing the training and its location.

APPENDIX I
EXPLANATION OF TERMS

Agent- The Military Service responsible for providing depot maintenance support to the Principal.

Arms-Length Relationship- The ethical separation of personnel associated with the buyer side of a competition from personnel associated with the seller side of a competition.

Assembly- A number of parts or subassemblies, or any combination thereof, joined together to perform a specific function.

Assignment Document- The document assigning a workload to a public activity as the result of competition for depot maintenance in lieu of a contract, which would be the award instrument for a private entity outcome.

Automatic Test Equipment (ATE)- A generic term for equipment (separate or built-in) designed to automatically evaluate the condition or performance of a unit under test (UUT) against a specification. ATE may also perform fault isolation of detected UUT malfunctions to identify lower-level assemblies/components. ATE can be either a part of the mission equipment or it can be an item of support equipment.

Buyer- The organization or activity that is funding, or performing the procurement or acquisition function on behalf of the funding activity, the acquisition of military materiel maintenance or support. See Requiring activity.

Capability- Availability of resources such as facilities, tools, test equipment, drawings, technical publication, trained maintenance personnel, engineering support, and spare parts required to carry out maintenance.

Capacity- The amount of workload, expressed in actual direct labor hours, that a facility can effectively produce annually in a single shift, 40-hour week, while producing the product mix that the facility is designed to accommodate. (DoDD 4151.18)

Commercial and Government Entity (CAGE) Code- A five-character data element assigned to establishments which are manufacturers or have design control of items of supply procured by the Federal Government. A CAGE Code is required for each LRN entered in the Federal Catalog System, FLIS. Refer to DoD 4100.39-M.

Commercial-Off-The-Shelf (COTS) Equipment- An item which is available in the commercial marketplace. The item must have been developed and/or manufactured by private industry and be available prior to issuance of any Government contract.

Common Support Equipment (CSE)- A support equipment type that is designed for a wide range of applications and usually exists in the normal support equipment inventory. (MIL-STD-2097A)

Competition- The process of soliciting, evaluating, and selecting among proposals from maintenance, repair, and manufacturing activities, acting independently, to secure the business of the procuring Agency. In appropriate circumstances, competition may occur between depot maintenance activities, between private entities, or between depot maintenance activities and private entities. (DoDD 4151.18)

Competition Management Activity- The designated government organization responsible for conducting a Service Workload Competition and managing the resultant award/workload assignment.

Competition Manager- The designated official within the competition management activity who is the focal point for the competition. Often this is a contracting officer, weapon system manager, system manager, item manager, etc.

Component- An integral constituent of a complete (end) item. A component may consist of a part, assembly, or subassembly.

Consumable Item- An item which is normally expended or used up beyond recovery in the use for which it was designed or intended. (AMC-R 700-99, NAVSUPINST 4790.7, AFMCR 400-21, MCO P4410.22C)

Contract Maintenance- Any depot-level maintenance performed under contract by commercial organizations, including original manufacturers. (AMC-R 700-99, NAVSUPINST 4790.7, AFMCR 400-21, MCO P4410.22C)

Contractor Furnished Equipment (CFE)- Equipment (materiel) not furnished by the government but which is required to perform the specified work and must be furnished by the contractor (or performing activity).

Contractor Furnished Material (CFM)- Material not furnished by the government which is required to perform the specified work and must be furnished by the contractor (or performing activity).

Core Depot Maintenance- The capability maintained within organic DoD maintenance depots to meet readiness and sustainability requirements of the weapon systems that support the Joint Chiefs of Staff (JCS) contingency scenario(s). Core depot maintenance capabilities will comprise only the minimum facilities, equipment and skilled personnel necessary to ensure a ready and controlled source of required technical competence.

Cost Avoidance- Reductions in planned or programmed costs or requirements for funds.

Cost Comparability Handbook (CCHB)- See Defense Depot Maintenance Council Cost Comparability Handbook.

Cost Realism Analysis- The evaluation of an offeror's cost or pricing data and of the judgmental factors applied in projecting from the data to estimated costs (prices) in order to form an opinion

leading to a position on the degree to which the offeror's proposed costs (prices) represent what performance should cost, assuming reasonable economy and efficiency.

Defense Depot Maintenance Council (DDMC)- An organization established by the Deputy Secretary of Defense and chaired by the Deputy Under Secretary of Defense (Logistics). DDMC members include the Deputy Under Secretary of Defense (Logistics); the Commander, US Army Materiel Command; the Deputy Chief of Naval Operations (Logistics); the Commander, Air Force Materiel Command; the Deputy Chief of Staff for Installation and Logistics, HQ US Marine Corps; and the Director, Defense Logistics Agency.

Defense Depot Maintenance Council (DDMC) Business Plan (DBP)- A document prepared by the Services for submission to the DDMC that describes joint strategy for the management of the DoD organic depot maintenance industrial base. It details actions taken and planned by the Services in response to DMRDs, principally 908.

Defense Depot Maintenance Council (DDMC) Cost Comparability Handbook (CCHB)- A document, the development of which was tasked by the DDMC, which provides standardized procedures and techniques to insure cost comparability during consolidation studies and when competing depot maintenance workloads between DoD Components (public vs. public) and between DoD Component sources and the private sector (public vs. private).

Defense Federal Acquisition Regulation Supplement (DFARS)- The DoD acquisition supplement that implements the Federal Acquisition Regulation. It contains material that is unique to the DoD.

Demilitarization- The act of destroying the military offensive or defensive advantages inherent in certain types of equipment or material.

Depot Level Repairable (DLR)- See Depot Repairable Component.

Depot Maintenance- That materiel maintenance requiring major overhaul or a complete rebuilding of parts, assemblies, subassemblies, and end items, including the manufacture of parts, modifications, testing, and reclamation as required. Depot maintenance serves to support lower categories of maintenance by providing technical assistance and performing that maintenance beyond their responsibility. Depot maintenance provides stocks of serviceable equipment because it has available more extensive facilities for repair than are available in lower maintenance activities. Depot maintenance includes all aspects of software maintenance. (DoDD 4151.18)

Depot Maintenance Activity- An industrial-type facility designated by the Department of Defense to perform depot level maintenance on weapon systems, equipment, and components. (DoDD 4151.18)

Depot Maintenance Interservicing (DMI)- Depot level maintenance, either recurring or nonrecurring, performed by an organic depot maintenance activity of one Military Service in support of another Military Service.

31 MARCH 1999

Depot Maintenance Interservice Support Agreement (DMISA)- A formalized agreement similar to a contract whereby one Service (the Agent) obligates itself to provide depot maintenance support for another Service (the Principal). DMISAs may also be used when a Military Service is the Agent, and another Federal Government department or agency, or element thereof, is the Principal.

Depot Maintenance Intraservice Support Agreement (DMISA)- A formalized agreement similar to a contract whereby one command/center of a Service (the Agent) obligates itself to provide depot maintenance support for another command/center of the same Service (the Principal). Currently the Navy is the only Military Service utilizing this document.

Depot Maintenance Interservice Working Group (DMIWG)- A special work group established under the auspices of the JG-DM to perform DMI studies.

Depot Repairable Component- An item of durable nature which, when unserviceable, normally can be economically restored to a serviceable condition through regular repair procedures. An item which, when beyond the repair capability of lower level (organization/intermediate) maintenance, is returned to the depot which possesses more extensive repair facilities. Condemnation and disposal is normally not authorized below depot level. Requirement determination by the ICP considers projected unserviceable returns from using activities. When attached to or installed in another item, it loses its identity and becomes an integral part of the item in which it is attached or installed; for example, valves, fuel controls, truck transmissions, amplifiers, turbine wheels, actuators, etc. (AMC-R 700-99/NAVSUPINST 4790.7/AFMCR 400-21/MCO P4410.22C)

Depot Source of Repair (DSOR)- The authorized activity or facility that performs, or is planned to perform, depot level repair on an item.

Depot Source of Repair (DSOR) Code- A two-digit code that identifies the approved DSOR for each Service using a DLR. The code is applicable to each nonconsumable item cataloged in the FLIS TIR, and is based on the DMI review and subsequent joint Service decision. Each Service MISMO is responsible for notifying the managing ICP of the approved DSOR Code to be cataloged. Also refer to AMC-R 700-99/NAVSUPINST 4790.7/AFMCR 400-21/MCO P4410.22C.

Disassembly Inspection Report (DIR)- A factual narrative report of findings upon disassembly of an item.

Dispute- A claim or assertion, under the terms of the contract award or workload assignment resulting from a competition, by one of the parties thereto seeking, as a matter of right, the payment of money, the adjustment or interpretation of terms, or other relief.

Economic Repair Limitation- The percentage of the current stock list price at which the estimated cost to repair the affected item plus the accumulated wear since new indicates that it would be cost-effective to buy a new item. The percentage listed in the DMISA is established by the Principal.

End item- A final combination of systems, subsystems, components, parts, and other materiel which is ready for its intended use. An entity of hardware which is not to be installed in another piece of equipment.

Engineering and Manufacturing Development (EMD) Phase- The phase in the Defense Department's acquisition process for systems and materiel during which: (1) design approaches are translated into stable, producible and cost effective system designs, (2) manufacturing or production processes are developed and validated, and (3) testing is completed. EMD is preceded by the Demonstration and Validation Phase and is followed by Production and Deployment.

Evaluation Factors- All factors that will be major considerations in awarding or assigning the work. Examples of factors are: price or cost, cost realism, technical excellence, management capability, transportation costs, other costs associated with one bidder as opposed to another bidder, personnel qualifications, experience, and schedule.

Failure Analysis Report (FAR)- The report of an analysis performed on an item to identify the probability, causes, and consequences of potential and real failure.

Federal Logistics Information System (FLIS) Total Item Record (TIR)- The data system managed by the Defense Logistics Information Service (DLIS). The TIR contains logistics data on every item cataloged in the Federal Supply System.

Flow Time- The total number of calendar days from the day an item is inducted by the Agent's designated repair point until the time the item is completed and ready-for-issue (RFI) by the designated repair point.

Government Furnished Equipment (GFE)- Equipment (materiel) which is required to perform the specified work and has or will be furnished by the government (or requiring activity).

Government Furnished Material (GFM)- Material which is required to perform the specified work and has or will be furnished by the government (or requiring activity).

Inconsistent Item- An item that the using Military Services manage differently from each other, i.e., in some combination of end items, depot reparable components, consumables and/or special management items. (AMC-R 700-99/NAVSUPINST 4790.7/AFMCR 400-21/MCO P4410.22C)

Industrial Activity- An industrial complex embracing those technical capabilities (shop categories) required to accomplish the overhaul, repair, modification, and/or restoration of designated types of military hardware.

Interservice Material Accounting and Control System (IMACS)- A data base for DMISA development, negotiation and management, and which improves visibility of Principal assets in materiel repair programs at Agent depots.

Inventory Control Point (ICP)- An organizational unit or activity within a DoD supply system which is assigned the primary responsibility for the materiel management of a group of items

either for a particular Service or for the Defense Department as a whole. Materiel management normally includes cataloging direction, requirements computation, procurement direction, distribution management, disposal direction and generally, rebuild direction, or agency designated to exercise Integrated Materiel Management for an FSC group/class, commodity, or item on a DoD or Federal Government-wide basis. (AMC-R 700-99/NAVSUPINST 4790.7/AFMCR 400-21/MCO P4410.22C)

Joint Advisory Board (JAB)- A joint Service group established by the JG-DM that provides guidance to JG-DM groups, coordinates interservice depot maintenance issues, and functions as a secretariat to the JG-DM. Members are drawn from each Service MISMO.

Joint Depot Maintenance Activities Group (JDMAG)- A full-time, permanently staffed joint Service group established by the JG-DM to provide technical support in depot maintenance planning, technology and environmental information exchange, DMI studies, and tracking of interservice DSOR assignment decisions.

Joint Depot Maintenance (JDM) Program- The umbrella program encompassing the joint Service aspects of the four Military Service's depot maintenance programs. See JG-DM.

Joint Logistics Commanders (JLC)- A self-chartered group comprised of the Commander, US Army Materiel Command; the Deputy Chief of Naval Operations (Logistics); the Commander, Air Force Materiel Command; the Deputy Chief of Staff for Installation and Logistics, HQ US Marine Corps; and the Director, Defense Logistics Agency.

Joint Policy Coordinating Group on Defense Integrated Materiel Management (JPCG-DIMM)- A policy coordinating group established by the Joint Logistics Commanders to serve as a communication link among the military logistics commands to further progress toward the objective of integrated management. (AMC-R 700-99/NAVSUPINST 4790.7/AFMCR 400-21/MCO P4410.22C)

Joint Group on Depot Maintenance (JG-DM)- A designated group of flag level representatives from the four Military Services chartered by the JLC to plan, direct, coordinate, and control the JDM Program; to assure consistent interpretation and proper execution of established depot maintenance interservice policy and to recommend appropriate changes; and to foster information exchange across Service lines.

Joint Program- Any Defense acquisition system, subsystem, component, or technology program that involves formal management or funding by more than one DoD Component during any phase of a system's life cycle.

Joint User Agreement (JUA)- An agreement between two or more Services using a system or equipment that outlines plans for interservice depot maintenance support.

Logistics Reference Number (LRN)- A character string assigned by the designer, manufacturer, or supplier that identifies an item of supply. The LRN is recorded in the Federal Catalog System, FLIS, and is associated with a CAGE for specific identification. Refer to DoD 4100.39-M.

Logistics Support Analysis (LSA)- The selective application of scientific and engineering efforts undertaken during the acquisition process, as part of the systems engineering process, to assist in: causing support considerations to influence design; defining support requirements that are related optimally to design and to each other; acquiring the required support; and providing the required support during the operational phase at minimum cost.

Low-Rate Initial Production (LRIP)- The production of a system in limited quantity to provide articles for operational test and evaluation, to establish an initial production base, and to permit an orderly increase in the production rate sufficient to lead to full-rate production upon successful completion of operational testing.

Maintenance Interservice Coordinating Office (MICO)- Offices established at Navy depot maintenance activities to coordinate interservice and intraservice programs and projects.

Maintenance Interservice Support Management Office (MISMO)- The office within a Service responsible for formulation of policy, guidance, and procedures for, and the implementation, management, and operation of, the JDM Program. Service offices are located at the headquarters of the USAMC, NAVAIR, AFMC, and MARCORLOGBASES. May also denote the principal member of the Service office.

Maintenance Interservice Support Office (MISO)- Offices established at the headquarters of USAMC Major Subordinate Commands (MSC) and activities, the Naval Systems Commands and activities, AFMC product and logistics centers, and MARCORLOGBASES to disseminate and implement depot maintenance interservice policy, responsibilities, and procedures. May also denote a member of that office.

Major Program- An established program which provides for the depot repair of weapon systems or end items.

Manufacturer's Part Number (MPN)- See LRN.

Material Review Board (MRB)- A group of engineers, technicians, and quality assurance representatives within the designated repair facility which is assigned responsibility to determine whether an item can be repaired or must be condemned.

Materiel- Hardware, equipment, software, or any combination thereof, associated with DoD weapon systems (aircraft, spacecraft, automotive equipment, combat vehicles, construction equipment, electronics, communications systems, missiles, ships, ordnance, weapons, munitions, and general purpose equipment) and their related spares, repair parts, and support necessary to equip, operate, maintain, and support military activities for administrative, support, or combat purposes. (DoDD 4151.18)

Memorandum of Agreement (MOA)- An agreement, usually between Services or their elements, specifying commitments, responsibilities, and mutual objectives.

Memorandum of Understanding (MOU)- An agreement, similar in purpose to the MOA, but expressing a mutual understanding without implying commitments by the parties.

Military Construction Project (MCP)- Construction, either funded by, or proposed for funding by, the Military Construction Appropriation or other applicable funding source.

Military Interdepartmental Purchase Request (MIPR)- DD Form 448 is used by the requiring Military Department to request the procurement of supplies or nonpersonal services by the procuring department or agency, and permits the procuring department or agency to authorize manufacture of the necessary supplies. (AMC-R 700-99, NAVSUPINST 4790.7, AFMCR 400-21, MCO P4410.22C)

Military Standard Requisitioning and Issue Procedures (MILSTRIP)- A uniform procedure established by the Department of Defense for use within the Department of Defense to govern requisition and issue of material within standardized priorities.

Minor Programs- An established program which provides for the repair of failed repairable items. These repairable items can be removed from major assemblies and replaced with a like item drawn from the established supply system as ready for issue. The failed item is processed through the supply system to the designated repair point for repair according to a previously negotiated schedule, repaired, and subsequently returned to supply stock.

Mobilization- The act of assembling and organizing national resources to support national objectives during war or other emergencies. The process by which the Armed Forces, or part of them, are brought to a state of readiness for war or other national emergency. That includes activating all or part of the Reserve components as well as assembling and organizing personnel, supplies, and materiel. (DoDD 4151.18)

Nondevelopmental Item (NDI)- Any item of supply that is available in the commercial marketplace. Any previously developed item of supply that is in use by a department or agency of the United States, a State, or local government, or a foreign government with which the United States has a mutual defense cooperation agreement. Any item of supply described above that requires only minor modification in order to meet the requirements of the procuring agency. Any item of supply that is currently being procured that does not meet the requirements described above, solely because the item is not yet in use or is not yet available in the commercial marketplace.

Nonconsumable Items- NSN items of supply which are major end items (principal and secondary), depot repairable components, special management, or inconsistent items. (AMC-R 700-99/NAVSUPINST 4790.7/AFMCR 400-21/MCO P4410.22C)

Nonconsumable Item Materiel Support Code (NIMSC)- A code assigned to a nonconsumable item which indicates the degree of materiel support to be provided to the SICA by the PICA or to identify the Service wherein the DSOR resides. Refer to AMC-R 700-99/NAVSUPINST 4790.7/AFMCR 400-21/MCO P4410.22C.

Nonconsumable Item Materiel Support Request (NIMSR)- JLC Form 17 is used to obtain initial support and recordation of the SICA in the FLIS TIR. Once the SICA is recorded as a user, the NIMSR will not be used to obtain follow-on support. (AMC-R 700-99, NAVSUPINST 4790.7, AFMCR 400-21, MCO P4410.22C)

Nonconsumable Item Program (NIP)- The program established by the JLC to eliminate and prevent unnecessary duplication in the management and logistics support of multiservice used non-consumable items. Refer to AMC-R 700-99/NAVSUPINST 4790.7/AFMCR 400-21/MCO P4410.22C.

Nonconsumable Item Program Committee (NIPC)- A JPCG-DIMM staff-to-staff working level group whose function is to implement and monitor the Nonconsumable Item Program (NIP). Refer to AMC-R 700-99/NAVSUPINST 4790.7/AFMCR 400-21/MCO P4410.22C.

On-Condition Maintenance- Application of inspection and testing procedures and techniques without removal or disassembly that allow the condition of the equipment to dictate the need for maintenance or the extent or repair/overhaul required to restore serviceability.

Organic Maintenance- Maintenance performed by a Military Department under military control utilizing Government-owned or controlled facilities, tools, test equipment, spares, repair parts, and military and civil service personnel. (AMC-R 700-99, NAVSUPINST 4790.7, AFMCR 400-21, MCO P4410.22C) Depot maintenance support by one Service for another is considered organic within the DoD.

Peculiar Support Equipment (PSE)- A support equipment type that is unique and is designed for use with a specific equipment or equipment family. (MIL-STD-2097A)

Performing Activity- The organic (public) depot maintenance activity assigned to perform depot repair, rework or overhaul.

Plant Equipment- Personal property of a capital nature (consisting of equipment, machine tools, test equipment, furniture, vehicles, and accessory and auxiliary items, but excluding special tooling and special test equipment) used or capable of being used in the manufacture of supplies or in the performance of services or for any administrative or general plant purpose. (JCS Pub 1)

Post-Production Support- Systems management and support activities necessary to ensure continued attainment of system readiness objectives with economical logistic support after cessation of production of the end item (weapon system or equipment).

Post-Deployment Software Support (PDSS)- Those software support activities that occur during the deployment phase of the system life cycle.

Primary Inventory Control Activity (PICA)- The Military Service designated as the single activity within the DoD responsible for providing materiel support under the NIP. (AMC-R 700-99/NAVSUPINST 4790.7/AFMCR 400-21/MCO P4410.22C)

Principal- The Military Service, or Federal department or agency receiving depot maintenance support from the Agent.

Product-Oriented Survey (POS)- The objective of a POS is to determine the adequacy of the technical requirements related to quality and product conformance to design intent. Used primarily on power plant and component programs.

Project Code 3AB- An interservice MILSTRIP code for materiel shipments to a designated repair activity for repair and return or for shipment as otherwise directed under a DMISA.

Project Order (PO)- A specific, definite, and certain order for work or for the manufacture of supplies, materiel, or equipment which, for the purpose of obligation, assumes the characteristics of orders or contracts placed with commercial enterprises.

Protest- Disagreement with the source selection decision by an offeror to the solicitation.

Private-private Competition- Competition restricted to private (commercial) bidders.

Public-private Competition- Competition open to both public (organic) and private sector (commercial/contract) bidders.

Public-public Competition- Competition restricted to public (organic) bidders.

Repair Parts- Consumables, bits and pieces; that is, individual parts or nonreparable assemblies, required for the repair of spare parts or major end items.

Reparable Asset- An item of a durable nature which, when unserviceable, normally can be economically restored to a serviceable condition through regular repair procedures.

Requiring Activity- The organic (public) organizational activity assigned responsibility for weapon system, system or item management, inventory control, etc., and functions as the funding customer.

Reusable Container- A container designed for reuse to preserve items during shipment or storage.

Ratable Pool- Those nonconsumable items which require repair processing flow times greater than the flow time of the pacing item. Sufficient spares should be stocked at the Agent's repair facility, when available, to provide for processing of the items within flow times negotiated in the DMISA.

Secondary Inventory Control Activity (SICA)- The Military Services receiving materiel support from the PICA for selected logistics functions. (AMC-R 700-99/NAVSUPINST 4790.7/AFMCR 400-21/MCO P4410.22C)

Secure Storage- A confined area at the Agent's facility designated to keep the Principal's assets under cover with access only to authorized personnel.

Seller- The organization or activity that is supplying military materiel maintenance or support to the buyer.

Service Workload Competition- A competition for depot maintenance work conducted by the requiring activity (or Service) under the Joint Depot Maintenance Program.

Software- A set of computer instructions and data, structured into programs and into associated documentation on the design, implementation, test, support, and operations of those programs. (DoDD 4151.18)

Software Maintenance- Those activities necessary to correct errors in the software; add system capabilities through software changes; delete features; and modify software to be compatible with hardware changes. (DoDD 4151.18)

Software Support- The sum of all activities that take place to ensure that implemented and fielded software continues to fully support the operational mission of the system. Software support includes predeployment software support and post-deployment software support.

Solicitation- The invitation to bid or request for proposal. Also the formal documentation soliciting bids or proposals.

Source Selection Authority- The government official responsible for the proper conduct of the source selection process and authorized to select a source.

Source Selection Advisory Council- A group of senior personnel designated by the source selection authority to provide advice during a selection; may also be required to prepare a comparative analysis of the evaluation results.

Source Selection Evaluation Board- A group of personnel designated by the source selection authority or the source selection advisory council to evaluate proposals and report facts and findings.

Spare Parts- Repairable components or assemblies used for maintenance replacement purposes in major end items of equipment.

Special Management Items- Centrally managed items designated for special management by virtue of not fitting the existing standard systems managing major end items, depot repairable components, and consumables. (AMC-R 700-99/NAVSUPINST 4790.7/AFMCR 400-21/MCO P4410.22C)

Special Test Equipment (STE)- See peculiar support equipment.

31 MARCH 1999

Special Tooling- Jigs, dies, fixtures, molds, patterns, taps, gauges, other equipment and manufacturing aids and replacements thereof that are of such a specialized nature that, without substantial modification or alteration, their use is limited to the development or production of particular supplies or parts thereof or to the performance of particular services.

Specification- The description of the technical requirements for a material, product, or service that includes the criteria for determining whether these requirements are met. It establishes the parameters of design, performance, construction, physical characteristics, and terms of acceptance for a specified item or product. Three common types of specifications are: performance, design, and purchase.

Standard Support Equipment- An item of support equipment defined by a current government-approved specification or drawing, or privately developed commercial equipment currently in the government inventory that has been qualified to the requirement and for which procurement data is available.

Statement of Work (SOW)- The description of supplies, services, support, or effort to be acquired. It establishes and defines all nonspecification requirements and often includes specifications. It provides the basis on which offerors (bidders) will prepare technical and cost proposals; it provides the basis on which technical evaluation criteria will be selected; and it provides the standard against which the successful offeror's performance will be measured.

Subassembly- Two or more parts forming a portion of an assembly or a unit replaceable as a whole but having parts which are individually replaceable. The distinction between an assembly and a subassembly is not always exact; an assembly in one instance may be a subassembly when it forms a portion of another assembly.

Substitute Item- An item which possesses such functional and physical characteristics as to be capable of being exchanged for another only under specified conditions or for particular applications and without alteration of the items themselves or of adjoining items. This term is synonymous with the phrase "one way interchangeability," such as item B can be interchanged in all applications for item A, but item A cannot be used in all applications requiring item B. (AMC-R 700-99, NAVSUPINST 4790.7, AFMCR 400-21, MCO P4410.22C)

Subsystem- A combination of equipment, groups, etc., which perform an operational function within a system. Subsystems form the major subdivisions within a system.

Support Equipment (SE)- All equipment required to make a weapon system, command and control system, support system, subsystem, or item of support equipment operational in its intended environment. This includes all equipment required to install, launch, arrest (except Navy shipboard and shore-based launching and arresting equipment), guide, control, direct, inspect, test, adjust, calibrate, appraise, gauge, measure, assemble, disassemble, handle, transport, safeguard, store, actuate, service, repair, overhaul, maintain, operate, arm, or rearm the system, subsystem, end item, or component. This definition applies regardless of the method of development, funding, or procurement. Support equipment may be categorized as common (general purpose) or peculiar (special purpose); within these categories, developmental (no government-approved

specifications/drawing) and standard (with government-approved specification/drawing) sub-categories may exist. The following equipment is excluded from the definition of support equipment:

- a. Common powered and unpowered hand tools.
- b. Housekeeping items.
- c. Office furniture and equipment and items common to all activities defined in applicable allowance lists that are required as indirect support.
- d. Common production tools and tooling such as lathes, drills, presses, plating equipment, grinders, and induction heaters.
- e. Items used only by the contractor.
- f. Personal equipment (e.g., headsets, microphones).
- g. Off-line automatic data processing (ADP) equipment. (MIL-STD-2097A)

Support Equipment Recommendation Data (SERD)- The document, usually prepared by an equipment manufacturer, which describes the support requirement for an item of equipment and recommends an item of support equipment to satisfy the requirement.

Surge- (1) The act of expanding an existing depot maintenance repair capability to meet increased requirements by adjusting shifts; adding skilled personnel, equipment, spares, and repair parts to increase the flow of repaired or manufactured materiel to the using activity; or for serviceable storage. (DoDD 4151.18) (2) An increase in the production or repair of defense goods of limited duration.

System- A combination of subsystems, components, parts, and other materiel which function together as an entity to accomplish a given objective.

Teardown Deficiency Report (TDR)- The report of a technical/engineering analysis performed on equipment to determine a cause of material deficiency. (MIL-STD-2097A)

Technical Data- Scientific or technical information recorded in any form or medium (such as manuals and drawings). Computer programs and related software are not technical data; documentation of computer programs and related software are. Also excluded are financial data or other information related to contract administration.

Technical Data Package (TDP)- A technical description of an item adequate for supporting an acquisition strategy, production, engineering, and logistics support. The description defines the required design configuration and procedures to ensure adequacy of item performance. It consists of all applicable technical data such as drawings, associated lists, specifications, standards, performance requirements, quality assurance provisions, and packaging details.

31 MARCH 1999

Technical Manual (TM)- A publication that contains instructions for the installation, operation, maintenance, training, and support of weapon systems, weapon system components, and support equipment. Technical Manual information may be presented in any form or characteristic, including but not limited to hard copy, audio and visual displays, magnetic tape, discs, and other electronic devices. A Technical Manual normally includes operational and maintenance instructions, parts lists or parts breakdown, and related technical information or procedures exclusive of administrative procedures. Technical Orders (TOs) that meet the criteria of this definition may also be classified as Technical Manuals.

Test Program Set (TPS)- The combination of interface devices, software test programs, operational test program instructions, and documentation that allows the ATE operator to perform testing and/or fault diagnosis of the UUT.

Test Requirements Document (TRD)- The document, usually prepared by an equipment manufacturer, which specifies technical requirements/specifications for test and/or fault diagnosis. The TRD describes signal parameters for both input stimulus and output responses for use in preparing the test packages (e.g., TPS for ATE) for a potential UUT.

Turnaround Time- The interval between the time an end item, weapon, or repairable item of supply is removed from use and the time it is available for use or reissue in a serviceable condition.

Unit Under Test (UUT)- Any system, subsystem, group, unit, set, assembly, or component, etc., undergoing test.

Weapon System- A final combination of systems, subsystems, components, parts, and other materiel that make up an entity used in combat to destroy, injure, defeat, or threaten the enemy.

Work Breakdown Structure (WBS)- The stratification of work consistent with the hardware element generating the workload; i.e., weapon or equipment end item, system, subsystem, and component.

Note: Sources from which verbatim explanations are shown are identified in parentheses (). Nonverbatim source references are listed at end of explanations.

APPENDIX J
ACRONYMS AND ABBREVIATIONS

ACALA	Armament and Chemical Acquisition and Logistics Activity (USAMC)
AFMC	Air Force Materiel Command
ALC	Air Logistics Center (AFMC)
AMC	See USAMC
AMCOM	US Army Aviation and Missile Command (USAMC)
ASC	Aeronautical Systems Center (AFMC)
ATE	Automatic Test Equipment
CAGE	Commercial and Government Entity
CCHB	Cost Comparability Handbook
CECOM	US Army Communications-Electronics Command (USAMC)
COMMARCORLOGBASES	Commander Marine Corps Logistics Bases
COMNAVVAIRSYSCOM	Commander Naval Air Systems Command
COMNAVFACECOM	Commander Naval Facilities Engineering Command
COMNAVSEASYSYSCOM	Commander Naval Sea Systems Command
COMNAVSUPSYSCOM	Commander Naval Supply Systems Command
COMSPAWARSYSCOM	Commander Space and Naval Warfare Systems Command
COMSEC	Communications Security
COTS	Commercial-Off-The-Shelf
DBP	DDMC Business Plan
DDMC	Defense Depot Maintenance Council
DEPSECDEF	Deputy Secretary of Defense
DFARS	Defense Federal Acquisition Regulation Supplement
DLA	Defense Logistics Agency
DLIS	Defense Logistics Information Service
DLSC	Defense Logistics Support Command
DMI	Depot Maintenance Interservice/Interservicing
DMISA	Depot Maintenance Interservice Support Agreement
DMIWG	Depot Maintenance Interservice Working Group
DMOI	Depot Maintenance Operations Indicators
DMR	Defense Management Review
DMRD	Defense Management Report Decision
DMWR	Depot Maintenance Work Requirements
DoD	Department of Defense
DoDAAC	Department of Defense Activity Address Code
DSCR	Defense Supply Center Richmond (DLA)
DSOR	Depot Source of Repair
DSP	Depot Support Proposal
EMD	Engineering and Manufacturing Development
ESC	Electronic Systems Center (AFMC)
EW	Electronic Warfare

31 MARCH 1999

FAR	Failure Analysis Report
FLIS	Federal Logistics Information System
FSC	Federal Stock Class
HQMC	Headquarters United States Marine Corps
IMACS	Interservice Material Accounting and Control System
IOC	US Army Industrial Operations Command (USAMC)
JAB	Joint Advisory Board
JDMAG	Joint Depot Maintenance Activities Group
JDM	Joint Depot Maintenance
JLC	Joint Logistics Commanders
JPCG-DIMM	Joint Policy Coordinating Group on Defense Integrated Materiel Management
JG-DM	Joint Group on Depot Maintenance
JUA	Joint User Agreement
LRN	Logistics Reference Number
LSA	Logistics Support Analysis
MARCORLOGBASES	See COMMARCORLOGBASES
MCLB	Marine Corps Logistics Base (MARCORLOGBASES)
MCP	Military Construction Project
MICO	Maintenance Interservice Coordinating Office
MILCON	Military Construction
MIPR	Military Interdepartmental Purchase Request
MISMO	Maintenance Interservice Support Management Office
MISO	Maintenance Interservice Support Office
MOA	Memorandum of Agreement
MOU	Memorandum of Understanding
MPN	Manufacturer's Part Number
NADEP	Naval Aviation Depot (NAVAIR)
NAVAIR	See COMNAVAIRSYSCOM
NAVFAC	See COMNAVFACENGCOM
NAVSEA	See COMNAVSEASYSYSCOM
NAVSUP	See COMNAVSUPSYSCOM
NAWC	Naval Air Warfare Center (NAVAIR)
NDI	Nondevelopmental Item
NIMSC	Nonconsumable Item Materiel Support Code
NIMSR	Nonconsumable Item Materiel Support Request
NIPC	Nonconsumable Item Program Committee
NOS	Naval Ordnance Station (NAVSEA)
NSN	National Stock Number
NSWC	Naval Surface Warfare Center (NAVSEA)
NSY	Naval Shipyard (NAVSEA)
NWS	Naval Weapons Station (NAVSEA)
OPNAV	Office of the Chief of Naval Operations
OPR	Office of Primary Responsibility
OSD	Office of the Secretary of Defense
PICA	Primary Inventory Control Activity

SERD	Support Equipment Recommendation Data
SICA	Secondary Inventory Control Activity
SIGINT	Signals Intelligence
SMC	Space and Missile Systems Center (AFMC)
SPAWAR	See COMSPAWARSYSCOM
SPAWARSYSCEN	Space and Naval Warfare Systems Center (SPAWAR)
SSA	Source Selection Authority
SSAC	Source Selection Advisory Council
SSEB	Source Selection Evaluation Board
TACOM	US Army Tank-Automotive and Armament Command (USAMC)
TIR	Total Item Record
TM	Technical Manual
TPS	Test Program Set
TRD	Test Requirements Document
USAMC	US Army Materiel Command
UUT	Work Breakdown Structure

Note: The parent command of listed organizations that are below each Service's logistics command are shown in parenthesis.

**APPENDIX K
REFERENCES**

Title 5, U.S. Code, Section 552	"Freedom of Information Act"
Title 41, U.S. Code, Section 423	"Procurement Integrity Act"
DoD 4100.39-M	Federal Logistics Information System Procedures Manual
DoDD 4151.18	Maintenance of Military Materiel
DoD 5000.2-R	Mandatory Procedures for Major Defense Acquisition Programs (MDAPs) and Major Automated Information System (MAIS) Acquisition Programs
DoDD 5128.32	Defense Depot Maintenance Council
DoDD 5500.7	Standards of Conduct
DoD 7000.14-R	Financial Management Regulation
AMC-R 700-99, NAVSUPINST 4790.7, AFMCR 400-21, MCO P4410.22C	Wholesale Inventory Management and Logistics Support of Multiservice Used Nonconsumable Items
AR 25-36, AFR 66-19, OPNAVINST 5600.22, MCO P5215.17B, DLAR 4151.9	Interservicing of Technical Manuals and Related Technology
(Not Assigned)	Defense Depot Maintenance Council Cost Comparability Handbook