



Barrier Berm Project – Daily Report

Day 64

Document: 139551-PMD-064-S

Date Prepared: August 4, 2010

Prepared by:

Shaw Environmental & Infrastructure Group



E4 Berm – August 1, 2010

Barrier Berm Project 139551 – Daily Information

Yesterday – 3 August

Vessel	Cubic Yards (CY) Handled	Hopper Loads
East		
Cutter Alaska	8,360	
Cutter Texas	18,500	
Subtotal East	26,860	
West		
Cutter California	35,336	
Cutter EW Ellefsen	0	
Cutter RS Weeks	62,489	
Hopper Stuyvesant	14,665	2
Hopper Liberty Island	9,796	2
Hopper Terrapin Island	7,301	2
Hopper Padre Island	5,566	2
Hopper BE Lindholm	5,831	2
Hopper Bayport	7,425	2
Hopper Glen Edwards	19,434	2
Subtotal West	167,843	14
Total	194,703	14

- Achieved one mile of berm constructed.
- EW Ellefsen begins mobilization for berm placement operations.

Today – 4 August

- Borrow operations to continue at Pass a Loutre and West, placement operations to continue at E4 North and W9.

Tomorrow – 5 August

- Today's operational activities expected to continue through tomorrow.

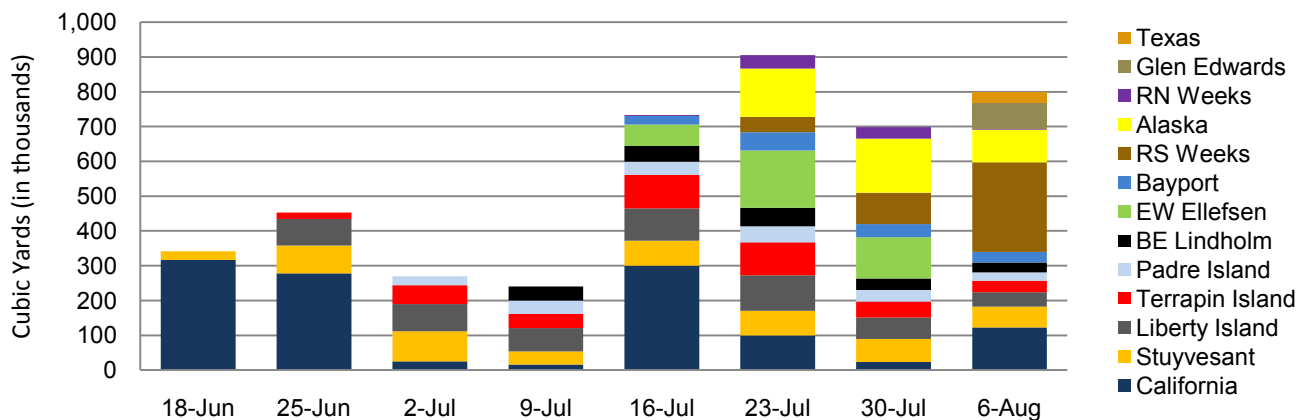
Near-Term Milestones

- Start of W10 berm construction forecast to begin 24 August.

Potential Schedule Variability Items

- Final permit requirements, third party agency requirements.
- Equipment rotation, uptime maximization and timely remaining operations.
- Additional permit conditions to refill borrow area 6A by early August.

All Dredges Weekly Volume



Barrier Berm Project 139551 – Cumulative Information

Inception to Date (ITD) Volume

Vessel	Handled - ITD (cy)	Hopper Loads - ITD
Cutter California	1,180,490	
Cutter EW Ellefsen	345,685	
Cutter RS Weeks	391,350	
Cutter Alaska	387,567	
Cutter Texas	30,500	
Hopper Stuyvesant	498,534	76
Hopper Liberty Island	520,112	119
Hopper Terrapin Island	382,136	113
Hopper Padre Island	205,250	78
Hopper BE Lindholm	201,899	69
Hopper Bayport	145,548	40
Hopper RN Weeks	77,010	28
Hopper Glen Edwards	75,268	8
Total	4,441,349	531


Progress by Berm and Borrow Operations

Location	Start	End	Forecast (cy)	Actual (cy)	To Go (cy)	Complete
E3	11-Aug-10	21-Oct-10	3,304,107	0	3,304,107	0.00%
E4	14-Jun-10 A	1-Nov-10	8,345,969	1,452,343	6,893,626	17.40%
W8	6-Sep-10	28-Nov-10	2,802,588	0	2,802,588	0.00%
W9	18-Jul-10 A	27-Aug-10	1,130,870	391,350	739,520	34.61%
W10	24-Aug-10	21-Sep-10	1,327,543	0	1,327,543	0.00%
W11	13-Oct-10	1-Nov-10	1,081,702	0	1,081,702	0.00%
Borrow Operations	16-Jun-10 A	18-Oct-10	13,088,593	2,597,656	10,490,937	19.85%
Totals			31,081,372	4,441,349	26,640,023	14.29%

Note: Percent complete of material handled represents only 1 of 3 elements of percent complete for the overall project.




W9 Berm – August 1, 2010



W9 Berm Construction – August 1, 2010



E4 Berm – August 1, 2010



E4 Berm Construction – August 1, 2010