



Barrier Berm Project – Daily Report

Day 57

Document: 139551-PMD-057-S

Date Prepared: July 28, 2010

Prepared by:
Shaw Environmental & Infrastructure Group



W9 Berm Construction – July 27th, 2010

Barrier Berm Project 139551 – Daily Information

Yesterday – 27 July

Vessel	Cubic Yards (CY) Handled	Hopper Loads
East		
Cutter California	0	
Cutter Alaska	42,949	
Hopper Padre Island	2,153	1
Subtotal East	45,102	1
West		
Cutter EW Ellefsen	29,520	
Cutter RS Weeks	27,627	
Hopper Liberty Island	14,742	3
Hopper Terrapin Island	10,316	3
Hopper Stuyvesant	7,137	1
Hopper BE Lindholm	5,329	2
Hopper Bayport	7,424	2
Hopper RN Weeks	5,039	2
Subtotal West	107,134	13
Total	152,236	14

Today – 28 July

- Borrow operations at Pass a Loutre and West to continue.
- Placement operations to continue at E4 North and W9.

Tomorrow – 29 July

- Borrow operations to continue at Pass a Loutre, placement operations to continue at E4 North and W9.
- E4 South berm construction to commence with approval of berm alignment.

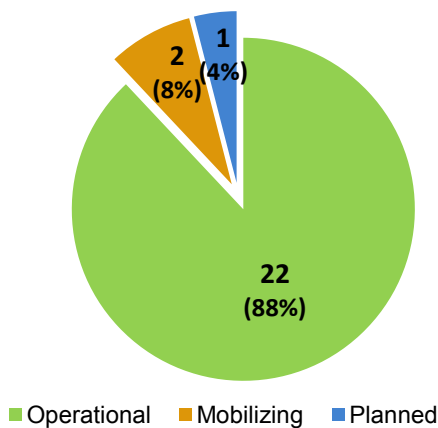
Near-Term Milestones

- Forecast completion of first mile of berm approximately 3 August.
- Start of W10 berm construction forecast to begin 11 August.

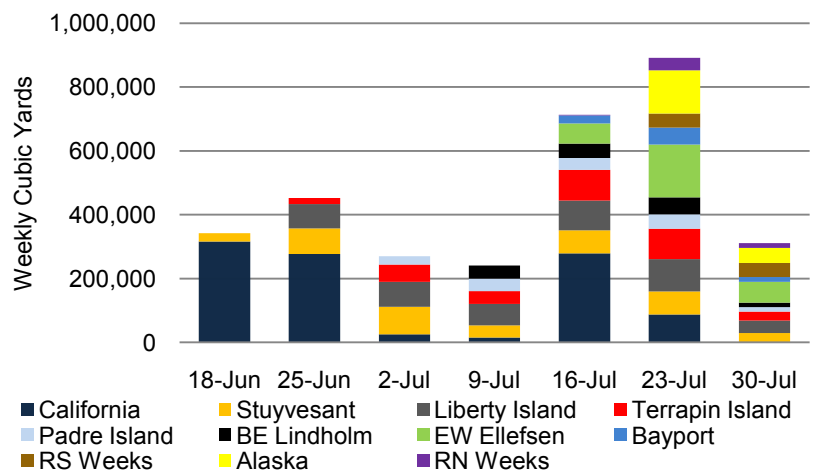
Potential Schedule Variability Items

- Final permit requirements, third party agency requirements.
- Equipment rotation, uptime maximization and timely remaining operations.
- Additional permit conditions to refill borrow area 6A by early August.

Fleet Mix
(total vessel count)



All Dredges Weekly Volume



Barrier Berm Project 139551 – Cumulative Information


Inception to Date (ITD) Volume

Vessel	Handled - ITD (cy)	Hopper Loads - ITD
Cutter California	1,001,714	
Cutter EW Ellefsen	293,045	
Cutter RS Weeks	88,840	
Cutter Alaska	181,966	
Hopper Stuyvesant	402,271	65
Hopper Liberty Island	455,936	105
Hopper Terrapin Island	331,502	99
Hopper Padre Island	162,168	63
Hopper BE Lindholm	153,134	52
Hopper Bayport	92,426	20
Hopper RN Weeks	56,642	21
Total	3,219,644	425

Progress by Berm and Borrow Operations

Location	Start	End	Forecast (cy)	Actual (cy)	To Go (cy)	Complete
E3	28-Jul-10	21-Oct-10	3,304,107	0	3,304,107	0.00%
E4	14-Jun-10 A	1-Nov-10	8,345,969	1,183,680	7,162,289	14.18%
W8	21-Aug-10	28-Nov-10	2,802,588	0	2,802,588	0.00%
W9	18-Jul-10 A	27-Aug-10	1,130,870	88,840	1,042,030	7.86%
W10	8-Aug-10	21-Sep-10	1,327,543	0	1,327,543	0.00%
W11	28-Sep-10	1-Nov-10	1,081,702	0	1,081,702	0.00%
Borrow Operations	16-Jun-10 A	18-Oct-10	13,088,593	1,947,124	11,141,469	14.88%
Totals			31,081,372	3,219,644	27,861,728	10.36%

Note: Percent complete of material handled represents only 1 of 3 elements of percent complete for the overall project.



RS Weeks cutter dredge - July 22, 2010



E4 Berm 6A refill – July 27, 2010



RN Weeks hopper dredge - July 22, 2010



W9 Berm Construction – July 27, 2010