



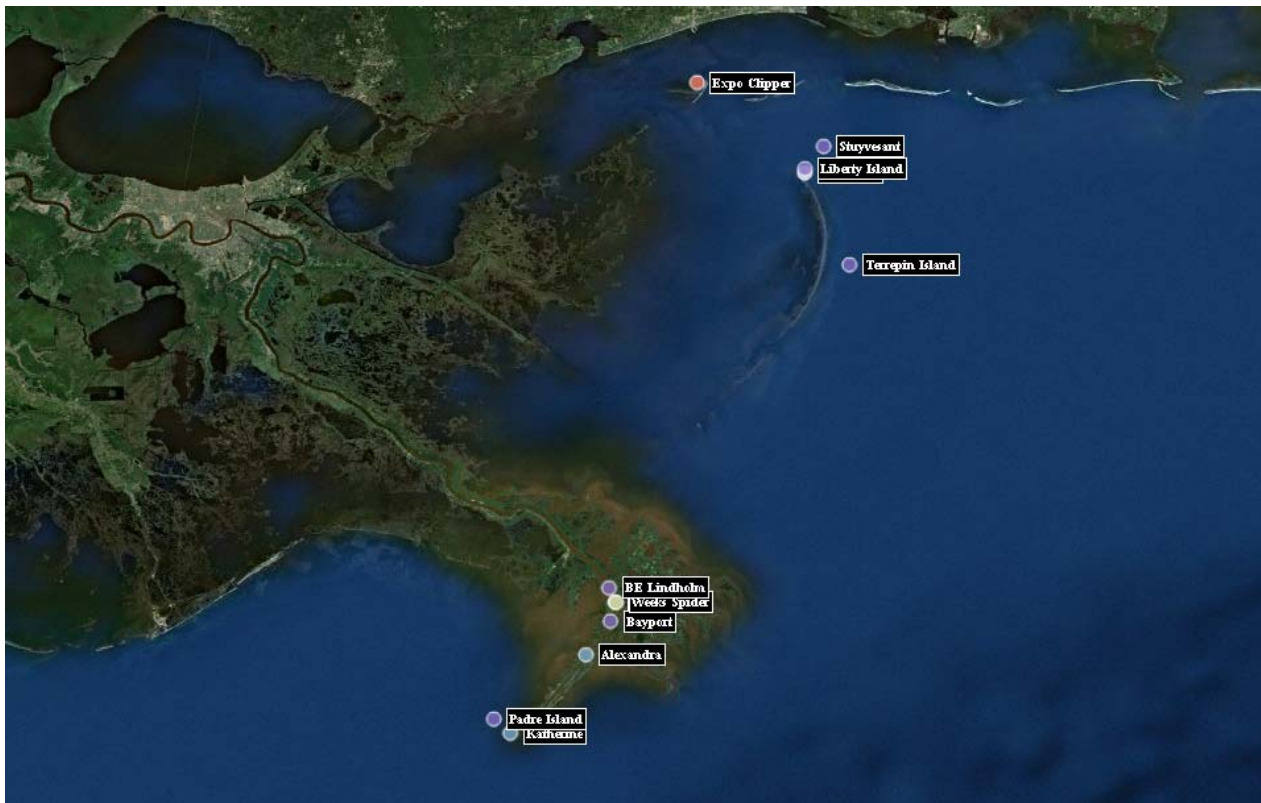
Barrier Berm Project – Daily Report

Day 46

Document: 139551-PMD-046-S

Date Prepared: July 16, 2010

Prepared by: Shaw's Environmental & Infrastructure Group



*Shaw GIS website

Barrier Berm Project 139551 – Daily Information

Yesterday – 16 July

Vessel	Cubic Yards (CY) Handled	Hopper Loads
East		
Cutter California	19,447	
Hopper Liberty Island	11,378	3
Hopper Terrapin Island	13,173	4
Subtotal East	43,998	7
West		
Cutter EW Ellefsen	11,120	
Hopper Stuyvesant	11,462	2
Hopper Padre Island	5,204	2
Hopper BE Lindholm	6,051	2
Hopper Bayport	7,425	2
Hopper RN Weeks	2,740	1
Subtotal West	44,002	9
Total	88,000	16

Today – 17 July

- California to continue berm placement operations at E4. Alaska mobilization and setup for E4 operations.
- Borrow operations to continue in Mississippi River and at Hewes Point, RN Weeks joins borrow operation
- Stuyvesant to transfer to East borrow operations.

Tomorrow – 18 July

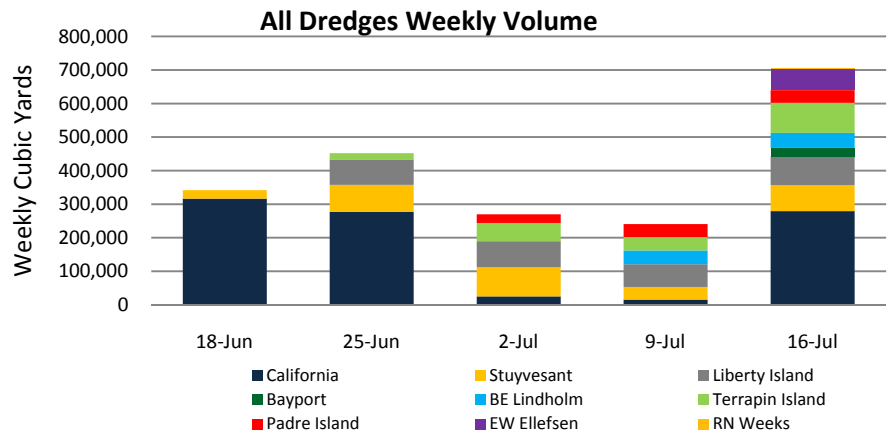
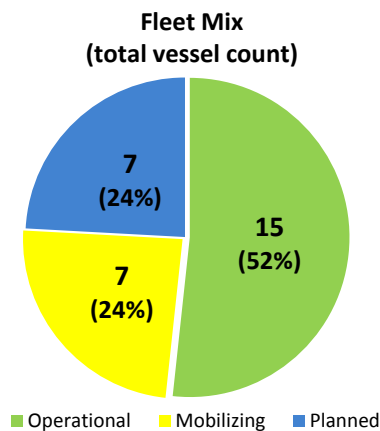
- California to suspend operations and move to Mississippi River to support scow operation.
- Alaska Cutter Dredge to take over operations at Hewes Point. Minimal production interruption forecasted.

Near-Term Milestones

- Start of W9 berm construction forecast to begin 19 July.
- Start of E4 South berm construction forecast to begin 25 July.
- Forecast completion of first mile of berm approx. 26 July.

Potential Schedule Variability Items

- Final permit requirements, third party agency requirements.
- Cost and schedule impacts due to weather and operational delays, trend book issued on July 16th.



Barrier Berm Project 139551 – Cumulative Information

Inception to Date (ITD) Volume

Vessel	Handled - ITD (cy)	Hopper Loads - ITD
Cutter California	913,732	
Cutter EW Ellefsen	62,315	
Hopper Stuyvesant	306,880	46
Hopper Liberty Island	308,016	67
Hopper Terrapin Island	202,508	57
Hopper Padre Island	101,790	31
Hopper BE Lindholm	86,157	20
Hopper Bayport	25,064	7
Hopper RN Weeks	2,740	1
Total	2,009,202	229

Progress by Berm and Borrow Operations

Location	Start	End	Forecast (cy)	Actual (cy)	To Go (cy)	Complete
E3	28-Jul-10	21-Oct-10	3,304,107	0	3,304,107	0.00%
E4	14-Jun-10 A	1-Nov-10	8,345,969	913,732	7,432,237	10.95%
W8	21-Aug-10	28-Nov-10	2,802,588	0	2,802,588	0.00%
W9	21-Jul-10	27-Aug-10	1,130,870	0	1,130,870	0.00%
W10	8-Aug-10	21-Sep-10	1,327,543	0	1,327,543	0.00%
W11	28-Sep-10	1-Nov-10	1,081,702	0	1,081,702	0.00%
Borrow Operations	16-Jun-10 A	18-Oct-10	13,088,593	1,095,470	11,993,123	8.37%
Totals			31,081,372	2,009,202	29,072,170	6.46%



*Pass a Loutre Borrow Operations



*E4 North Placement operations on July 15th



*Mobilization of hopper dredge "Bayport"



*Continued E4 Berm Placement