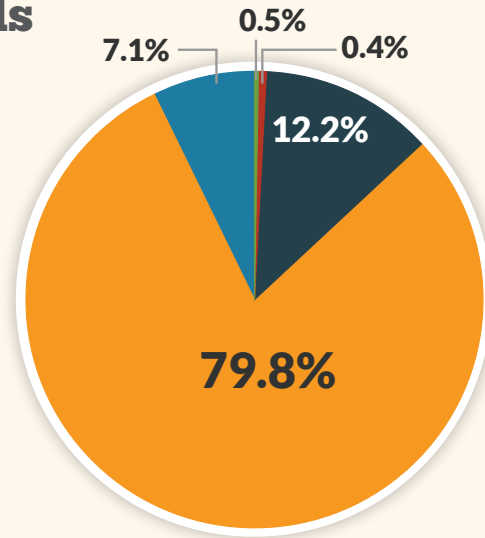




DoD Numbers for Traumatic Brain Injury Worldwide – Totals

2012 Q2

Penetrating	91
Severe	73
Moderate	2,089
Mild	13,669
Not Classifiable	1,214
Total - All Severities	17,136



Source: Defense Medical Surveillance System (DMSS), Theater Medical Data Store (TMDS)

Prepared by MHS Office of Strategic Communications

2012 Q2, as of 20 Aug 2012

Worldwide numbers represent medical diagnoses of TBI that occurred anywhere U.S. forces are located including the continental United States since 2000.

Concussion/Mild TBI is characterized by the following: A confused or disoriented state which lasts less than 24 hours; loss of consciousness for up to 30 minutes; memory loss lasting less than 24 hours; and structural brain imaging (MRI or CT scan) yielding normal results.

Moderate TBI is characterized by the following: A confused or disoriented state which lasts more than 24 hours; loss of consciousness for more than 30 minutes, but less than 24 hours; memory loss lasting greater than 24 hours but less than seven days; and structural brain imaging yielding normal or abnormal results.

Severe TBI is characterized by the following: A confused or disoriented state which lasts more than 24 hours; loss of consciousness for more than 24 hours; memory loss for more than seven days; and structural brain imaging yielding normal or abnormal results.

Penetrating TBI, or open head injury, is characterized by the following: A head injury in which the dura mater, the outer layer of the meninges, is penetrated. Penetrating injuries can be caused by high-velocity projectiles or objects of lower velocity such as knives, or bone fragments from a skull fracture that are driven into the brain.

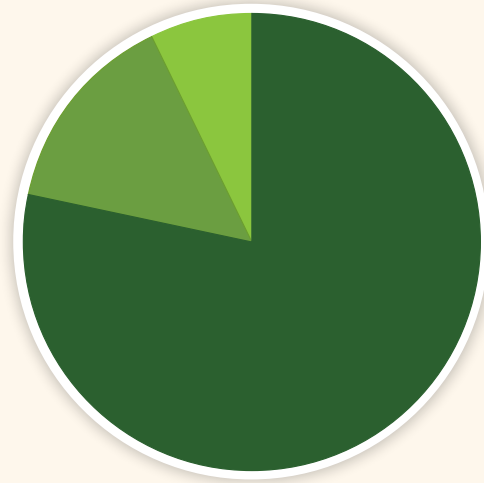


DoD Numbers for Traumatic Brain Injury Worldwide – Army

2012 Q2

■ Active	8,575
■ Guard	1,568
■ Reserves	789

Total - Army **10,932**



Source: Defense Medical Surveillance System (DMSS), Theater Medical Data Store (TMDS)

Prepared by MHS Office of Strategic Communications

2012 Q2, as of 20 Aug 2012

Service	Component	Severity	Diagnosed
Army	Active	Penetrating	43
		Severe	31
		Moderate	1,076
		Mild	6,585
		Not Classifiable	840
	Guard	Penetrating	12
		Severe	2
		Moderate	239
		Mild	1,237
		Not Classifiable	78
	Reserves	Penetrating	6
		Severe	3
		Moderate	106
		Mild	603
		Not Classifiable	71

2012 Q2, as of 20 Aug 2012

Source: Defense Medical Surveillance System (DMSS), Theater Medical Data Store (TMDS)
 Prepared by MHS Office of Strategic Communications

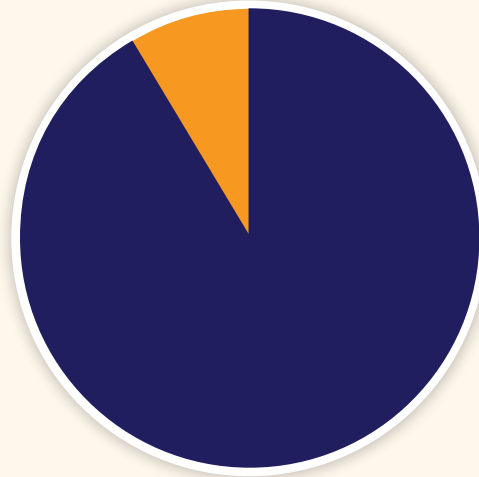


DoD Numbers for Traumatic Brain Injury Worldwide – Navy

2012 Q2

Active	1,602
Reserves	148

Total - Navy **1,750**



Source: Defense Medical Surveillance System (DMSS), Theater Medical Data Store (TMDS)

Prepared by MHS Office of Strategic Communications

2012 Q2, as of 20 Aug 2012

Service	Component	Severity	Diagnosed
Navy	Active	Penetrating	6
		Severe	16
		Moderate	153
		Mild	1,383
		Not Classifiable	44
	Reserves	Penetrating	3
		Severe	-
		Moderate	16
		Mild	126
		Not Classifiable	3

2012 Q2, as of 20 Aug 2012

Source: Defense Medical Surveillance System (DMSS), Theater Medical Data Store (TMDS)
Prepared by MHS Office of Strategic Communications

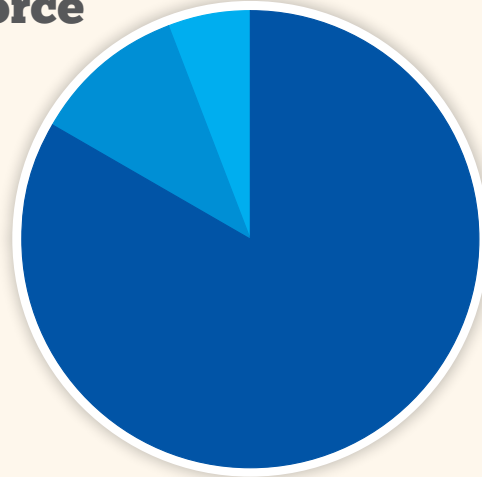


DoD Numbers for Traumatic Brain Injury Worldwide – Air Force

2012 Q2

Active	1,671
Guard	216
Reserves	115

Total - Air Force 2,002



Source: Defense Medical Surveillance System (DMSS), Theater Medical Data Store (TMDS)

Prepared by MHS Office of Strategic Communications

2012 Q2, as of 20 Aug 2012

Service	Component	Severity	Diagnosed
Air Force	Active	Penetrating	7
		Severe	8
		Moderate	136
		Mild	1,481
		Not Classifiable	39
	Guard	Penetrating	1
		Severe	-
		Moderate	22
		Mild	189
		Not Classifiable	4
	Reserves	Penetrating	-
		Severe	-
		Moderate	15
		Mild	97
		Not Classifiable	3

2012 Q2, as of 20 Aug 2012

Source: Defense Medical Surveillance System (DMSS), Theater Medical Data Store (TMDS)
Prepared by MHS Office of Strategic Communications

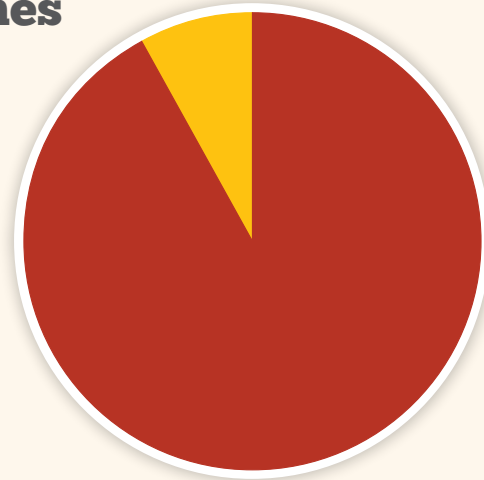


DoD Numbers for Traumatic Brain Injury Worldwide – Marines

2012 Q2

Active	2,259
Reserves	193

Total - Marines 2,452



Source: Defense Medical Surveillance System (DMSS), Theater Medical Data Store (TMDS)

Prepared by MHS Office of Strategic Communications

2012 Q2, as of 20 Aug 2012

Service	Component	Severity	Diagnosed
Marines	Active	Penetrating	12
		Severe	13
		Moderate	303
		Mild	1,805
		Not Classifiable	126
	Reserves	Penetrating	1
		Severe	-
		Moderate	23
		Mild	163
		Not Classifiable	6

2012 Q2, as of 20 Aug 2012

Source: Defense Medical Surveillance System (DMSS), Theater Medical Data Store (TMDS)
Prepared by MHS Office of Strategic Communications