




U.S.  
Department  
of Commerce  
Economics and  
Statistics  
Administration  
BUREAU OF  
THE CENSUS

U.S.  
Department of  
Housing and  
Urban Development

OFFICE OF POLICY  
DEVELOPMENT AND  
RESEARCH

# American Housing Survey for the **Atlanta** Metropolitan Area in 1991



## Acknowledgments

This report presents data from the American Housing Survey, which was sponsored by the U.S. Department of Housing and Urban Development and conducted by the U.S. Bureau of the Census. It was prepared primarily under the direction of **Duane T. McGough**, Director, Housing and Demographic Analysis Division, Department of Housing and Urban Development, and **Daniel H. Weinberg**, Chief, Housing and Household Economic Statistics Division, Bureau of the Census.

**Duane T. McGough**, assisted by **Paul Burke**, **Connie Casey**, and **Iredia Irby**, was responsible for overseeing the American Housing Survey resultant report on behalf of the Department of Housing and Urban Development.

Within the Bureau of the Census, this report was developed in the Housing and Household Economic Statistics Division. It was prepared under the supervision of **Leonard J. Norry**, Assistant Division Chief for Housing Programs, by **Edward D. Montfort**, Chief, Coordination and Operations Branch, assisted by **Paul P. Harple, Jr.**, **Mary Lynn Fessler**, **Thelma Hall**, **Saundra Lord**, **Sandra Reading**, and **Barbara Williams** performed specific activities related to data collection procedures, statistical presentation, organization of the report, and preparation of text materials. **Agnes Hilgenberg** and **Ann Johnson** provided statistical assistance.

Under the direction of **Sherry L. Courtland**, Chief, Demographic Surveys Division, **John C. Cannon**, assisted by **Anne C. Jean** and **Joan F. Abernathy** coordinated the operational aspects of the American Housing Survey. **Thomas J. Meerholz**, Assistant Division Chief, directed the systems and processing procedures. Under the supervision of **D. Richard Bartlett**, **Marie Butler**, **Jane Jaworski**, **Alan Longshore**, and **Kristen Tokarek** provided computer programming and processing. **Elke Goedecke** provided clerical and keying procedures and scheduling.

The Demographic Statistical Methods Division, under the direction of **Preston Jay Walte**, Chief, performed sampling and reinterview and related activities. **Carol Mylet**, **Richard Summers**, and **Andrew Zbikowski** developed the sample design, weighting, and computation of sampling variances and standard errors. **John Timm**, **Vickie Garrett**, **Pat Marks**, **Jim Morris**, **Robert Dainton**, and **Vickie Quinkert** (Data Preparation Division, Jeffersonville, IN) implemented the sample selection and prepared the sample controls. **Irwin Schreiner** and **Andrea Meier** conducted the reinterview design, procedures, analysis, and programming.

Field Division, under the supervision of **Joseph S. Harris**, Chief, administered the data collection, clerical processing, and data entry activities. The staff of the Administrative and Publications Services Division, **Walter C. Odom**, Chief, provided publication planning, design, composition, editorial review, and printing planning and procurement. **Linda H. Ambill** coordinated and edited the publication.



# American Housing Survey for the **Atlanta** Metropolitan Area in 1991

Issued July 1993

---



**U.S. Department  
of Commerce**

**Ronald H. Brown,  
Secretary**

**Economics and  
Statistics Administration**

**BUREAU OF  
THE CENSUS**

**Harry A. Scarr,  
Acting Director**



**U.S. Department  
of Housing and Urban  
Development**

**Henry Cisneros,  
Secretary**

**OFFICE OF POLICY  
DEVELOPMENT AND  
RESEARCH**

**Michael A. Stegman,  
Assistant Secretary  
for Economic Affairs**

**Frederick J. Eggers,  
Deputy Assistant  
Secretary for  
Economic Affairs**



**Economics and  
Statistics Administration**



**BUREAU OF THE CENSUS**

**Harry A. Scarr,**  
Acting Director

**William P. Butz,**  
Associate Director for  
Demographic Programs

**Daniel H. Weinberg,**  
Chief, Housing and Household  
Economic Statistics Division



**OFFICE OF POLICY  
DEVELOPMENT AND  
RESEARCH**

**Michael A. Stegman,**  
Assistant Secretary

**Frederick J. Eggers,**  
Deputy Assistant Secretary  
for Economic Affairs

**Duane T. McGough,**  
Director, Housing and  
Demographic Analysis Division



---

For sale by Data User Services Division, Customer Services (Publications),  
Bureau of the Census, Washington, DC 20233. Postage stamps not  
acceptable; currency submitted at sender's risk. Remittances from foreign  
countries must be by international money order or by a draft on a U.S. bank.



|                                 |              |
|---------------------------------|--------------|
| <b>Text</b>                     | <b>Pages</b> |
| Major Changes .....             | IV           |
| Map .....                       | V            |
| Explanations and Cautions ..... | VII          |
| Graph .....                     | XI           |

# CONTENTS

## Atlanta Metropolitan Area

### Tables on Total Inventory and Vacant Units

|   |                |                      |
|---|----------------|----------------------|
|   | <b>Chapter</b> | <b>Table Numbers</b> |
|   | 1              |                      |
|   | All            |                      |
|   | Housing        |                      |
| 1. Introductory Characteristics .....     | 1-1            |                      |
| 2. Height and Condition of Building ..... | 1-2            |                      |
| 3. Size of Unit and Lot .....             | 1-3            |                      |
| 4. Selected Equipment and Plumbing .....  | 1-4            |                      |
| 5. Fuels .....                            | 1-5            |                      |
| 6. Housing and Neighborhood Quality ..... | 1-6            |                      |
| 7. Financial Characteristics .....        | 1-7            |                      |

### Tables on Occupied Units

|  |                |                |                |                      |                      |
|--|----------------|----------------|----------------|----------------------|----------------------|
|  | <b>Chapter</b> | <b>Chapter</b> | <b>Chapter</b> | <b>Chapter</b>       | <b>Chapter</b>       |
|  | 2              | 3              | 4              | 5                    | 6                    |
|  | Total          | Owners         | Renters        | Black                | Hispanic             |
|  | Occupied       |                |                | House-               | House-               |
|  |                |                |                | holders <sup>1</sup> | holders <sup>1</sup> |

### Tables with Standard Column Headings:

|   |      |      |      |      |      |
|---|------|------|------|------|------|
| 1. Introductory Characteristics .....                       | 2-1  | 3-1  | 4-1  | 5-1  | 6-1  |
| 2. Height and Condition of Building .....                   | 2-2  | 3-2  | 4-2  | 5-2  | 6-2  |
| 3. Size of Unit and Lot .....                               | 2-3  | 3-3  | 4-3  | 5-3  | 6-3  |
| 4. Selected Equipment and Plumbing .....                    | 2-4  | 3-4  | 4-4  | 5-4  | 6-4  |
| 5. Fuels .....  | 2-5  | 3-5  | 4-5  | 5-5  | 6-5  |
| 6. Failures in Equipment .....                              | 2-6  | 3-6  | 4-6  | 5-6  | 6-6  |
| 7. Additional Indicators of Housing Quality .....           | 2-7  | 3-7  | 4-7  | 5-7  | 6-7  |
| 8. Neighborhood .....                                       | 2-8  | 3-8  | 4-8  | 5-8  | 6-8  |
| 9. Household Composition .....                              | 2-9  | 3-9  | 4-9  | 5-9  | 6-9  |
| 10. Previous Unit of Recent Movers .....                    | 2-10 | 3-10 | 4-10 | 5-10 | 6-10 |
| 11. Reasons for Move and Choice of Current Residence .....  | 2-11 | 3-11 | 4-11 | 5-11 | 6-11 |
| 12. Income Characteristics .....                            | 2-12 | 3-12 | 4-12 | 5-12 | 6-12 |
| 13. Selected Housing Costs .....                            | 2-13 | 3-13 | 4-13 | 5-13 | 6-13 |
| 14. Value, Purchase Price, and Source of Down Payment ..... | *    | 3-14 | *    | 5-14 | 6-14 |
| 15. Mortgage Characteristics .....                          | *    | 3-15 | *    | 5-15 | 6-15 |
| 16. Repairs, Improvements, and Alterations .....            | *    | 3-16 | *    | 5-16 | 6-16 |

### Specialized Tables:

|  |      |      |      |      |      |
|--|------|------|------|------|------|
| 17. Rooms in Unit by Household and Unit Size, Income, and Costs .....            | 2-17 | 3-17 | 4-17 | 5-17 | 6-17 |
| 18. Square Footage by Household and Unit Size, Income, and Costs .....           | 2-18 | 3-18 | 4-18 | 5-18 | 6-18 |
| 19. Income, Costs, and Mortgage .....  | 2-19 | 3-19 | 4-19 | 5-19 | 6-19 |
| 20. Income of Families and Primary Individuals by Selected Characteristics ..... | 2-20 | 3-20 | 4-20 | 5-20 | 6-20 |
| 21. Housing Costs by Selected Characteristics .....                              | 2-21 | 3-21 | 4-21 | 5-21 | 6-21 |
| 22. Value by Selected Characteristics .....                                      | *    | 3-22 | *    | 5-22 | 6-22 |

### Appendices

#### Pages

|   |                   |
|---|-------------------|
| A. Definitions .....                        | A-1               |
| Questionnaire for Occupied Units .....      | A-23              |
| B. Accuracy of the Estimates .....          | B-1               |
| Sampling Errors .....                       | B-1               |
| Nonsampling Errors .....                    | B-3               |
| Sample Design .....                         | B-5               |
| Estimation .....                            | B-10              |
| Combined Sample Weighting .....             | B-12              |
| Standard error tables .....                 | B-14              |
| C. Historical Comparisons and Changes ..... | C-1               |
| Subject Index .....                         | Index-1           |
| Subareas .....                              | inside back cover |

\* Table not shown, it only applies to owner-occupied units.

<sup>1</sup>Chapters on Black and Hispanic households are shown when there are 75 or more sample cases.

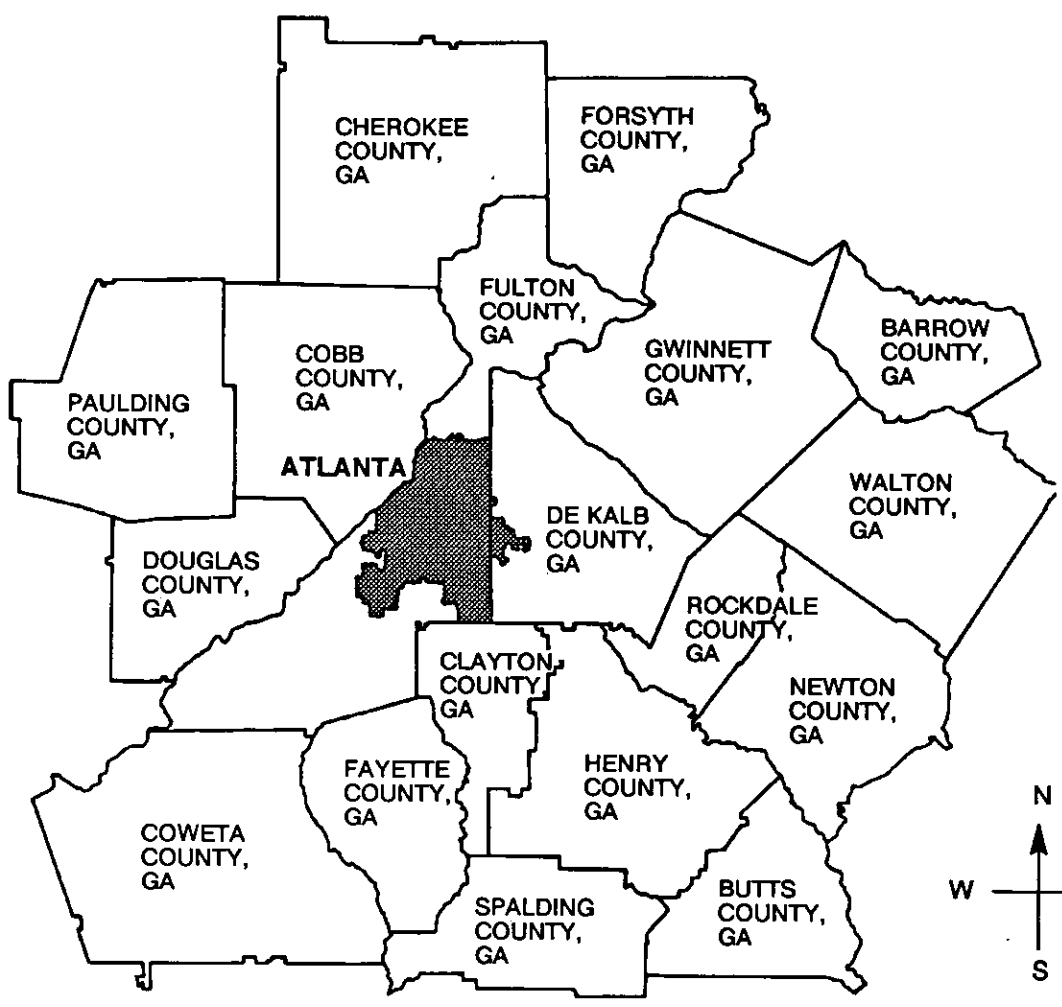
## Major Changes



- Data are weighted to be comparable to the 1990 census. Appendix C provides details of this change along with a comparison with past data.

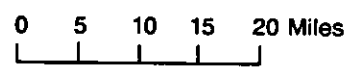
# Metropolitan Statistical Area




## Atlanta, GA



 Central City  
 County Line





## Explanations and Cautions

### EXPLANATIONS

**Contents of Book.** This book presents data on apartments; single-family homes; mobile homes; vacant housing units; age, sex, and race of householders; income; housing and neighborhood quality; housing costs; equipment and fuels; and size of the housing units. The book also presents data on homeowner's repairs and mortgages, rent control, rent subsidies, previous unit of recent movers, and reasons for moving.

**Scope of the Survey.** The American Housing Survey (AHS) is conducted by field representatives who obtain information from occupants of homes. They get information on vacant homes from informed people such as landlords, rental agents, or knowledgeable neighbors. The 1991 metropolitan survey was conducted from April through December for all areas surveyed except for the New York and Northern New Jersey metropolitan areas. The New York survey was conducted from June 1991 through December 1991, and the Northern New Jersey metropolitan survey was conducted from May 1991 through December 1991. Each metropolitan area had a sample of about 4,000 interviews. There is also a national sample of about 55,000 interviews conducted every other year, which is published in a separate book. From 1973, when it started, to 1981, the AHS collected national data every year, instead of every other year, and was called the Annual Housing Survey.

### CAUTIONS

**Sampling and Nonsampling Errors.** The numbers in this book have errors from sampling and other causes (incomplete data, wrong answers, etc.). Appendix B gives detailed formulas to calculate sampling errors for a wide range of items. Appendix B also gives some estimates of nonsampling errors.

#### **Change From 1980-Based to 1990-Based Weighting.**

Each home in the AHS sample represents a large number of other homes. The numbers are adjusted so that the total in the survey matches independent estimates of the total number of homes. For 1991, these independent estimates are based on the 1990 Census of Housing, plus changes since then. See appendix C for a table showing how the 1987 numbers are affected by this weighting change.

**Income and Poverty.** In all metropolitan areas, significant numbers of households who reported incomes below poverty also reported housing costs that were 70 percent or more of their income. A review of individual records indicates that many of these households actually reported housing costs higher than their income. Such a situation can indeed happen temporarily as people use their savings or build up debt. It can also happen when people whose actual income is above poverty underreport their income because they either consider the question too personal or have some other reason. We do know that AHS income is underreported. Also, the Consumer Expenditures Survey shows that nationwide less than 10 percent of the poor devote over 70 percent of their total expenditures to housing. Therefore, the AHS data for poverty households with housing costs 70 percent or more of their income should be analyzed with caution.

Historically, the AHS underreports income and overreports poverty when compared to the Current Population Survey (CPS), and both surveys underreport income and overreport poverty when compared to tax returns and national income accounts. The AHS households mention fewer sources of income than CPS. The poverty data in the AHS are not published as an official count of households in poverty, but to show the housing characteristics of low-income households.

A detailed discussion of AHS income data is presented in the Census Bureau memorandum for the record, "Comparison of 1989 AHS and CPS Income Reporting." The memorandum for the record, "AHS Poverty Data, 1985 and 1989," presents a detailed discussion of AHS poverty data. Copies of both memoranda can be obtained by writing to the Housing and Household Economic Statistics Division, Bureau of the Census, Washington, DC 20233-3300 (call 301-763-8551).

**Other Cautions.** Because of the methods for weighting the sample, the weighted totals for a few items are different from the rest of the items. These are as follows: "Stories in structure"; "External building conditions"; "Description of area within 300 feet"; "Age of other residential buildings within 300 feet"; "Mobile homes in group"; "Other buildings vandalized or with interior exposed"; "Bars on windows of buildings"; "Condition of streets"; and "Trash, litter, or junk on streets or any properties." These items use only weighted metropolitan cases. Other items use a combined metropolitan/national weighted sample. See appendix B for a complete description of

combined weighting. In certain metropolitan areas, the item "Statistical Areas" also showed small differences because of the weighting used.

## DATA AVAILABILITY

The AHS provides books on 44 metropolitan areas. The table on the next page lists them. Books on the metropolitan areas are available from—

HUD User (\$4, 800-245-2691 or 301-251-5154)  
Box 6091  
Rockville, Maryland 20850; and

Customer Services (\$10-\$30, 301-763-4100)  
Bureau of the Census  
Washington, DC 20233-5300

Books with national data are available from—

HUD User (\$4, at the address above) and

Superintendent of Documents (\$20-\$40, 202-783-3238, ask for Census Bureau Series H150 and H151; depository libraries may order SuDoc prefix C3.215)  
Washington, DC 20402-9325

Microfilm copies of the above books are available from Customer Services (\$2-\$4, at the address above)

The Census Bureau periodically issues special analytical reports using data from the AHS. These reports are published under series H121. Information on these reports can be obtained by writing to—

Housing and Household Economic Statistics Division  
(301-763-8550)  
Bureau of the Census  
Washington, DC 20233-3300

A special Department of Housing and Urban Development report, *Characteristics of HUD-Assisted Renters and Their Units in 1989*, is available from HUD User (\$4, at the address above). This report is also based on the AHS.

For the data user whose needs are not met by these books, there are tapes and CD-ROM's with copies of each respondent's answers, so these answers can be tabulated by computer programs in any way desired (microdata). Names, addresses, and places smaller than 100,000 people are not identified in order to protect the confidentiality of the respondents. The sample design generally will not support analysis for areas smaller than those shown in the books. CD-ROM's (\$150) and computer tapes (\$175 per reel) are available from Customer Services (at the address above). CD-ROM's (\$150) and computer tapes (\$100 per survey) are also available from HUD User (at the address above).

### Dates of AHS Metropolitan Surveys: 1974 to 1991

(A book for each survey is published about 2 years later)

| Area   | 1974-<br>1976 | 1977-<br>1979 | 1980 | 1981-<br>1983 | 1984-<br>1987 | 1988-<br>1991 | Area          |
|--|---------------|---------------|------|---------------|---------------|---------------|---------------|
| Albany-Schenectady-Troy, NY                                | 74            | 77            | 80   |               |               |               | Albany        |
| Allentown-Bethlehem-Easton, PA-NJ                          | 76            |               | 80   |               |               |               | Allentown     |
| Anaheim-Santa Ana, CA*                                     | 74            | 77            |      | 81            | 86            | 90            | Anaheim       |
| Atlanta, GA  | 75            | 78            |      | 82            | 87            | 91            | Atlanta       |
| Baltimore, MD  | 76            | 79            |      | 83            | 87            | 91            | Baltimore     |
| Birmingham, AL   | 76            |               | 80   |               | 84            | 88            | Birmingham    |
| Boston, MA-NH  | 74            | 77            |      | 81            | 85            | 89            | Boston        |
| Buffalo, NY*   | 76            | 79            |      |               | 84            | 88            | Buffalo       |
| Chicago, IL  | 75            | 79            |      | 83            | 87            | 91            | Chicago       |
| Cincinnati, OH-KY-IN*                                      | 75            | 78            |      | 82            | 86            | 90            | Cincinnati    |
| Cleveland, OH*   | 76            | 79            |      |               | 84            | 88            | Cleveland     |
| Colorado Springs, CO                                       | 75            | 78            |      |               |               |               | Colorado Sp.  |
| Columbus, OH   | 75            | 78            |      | 82            | 87            | 91            | Columbus      |
| Dallas, TX*  | 74            | 77            |      | 81            | 85            | 89            | Dallas        |
| Denver, CO   | 76            | 79            |      | 83            | 86            | 90            | Denver        |
| Detroit, MI  | 74            | 77            |      | 81            | 85            | 89            | Detroit       |
| Fort Worth-Arlington, TX                                   | 74            | 77            |      | 81            | 85            | 89            | Fort Worth    |
| Grand Rapids, MI   | 76            |               | 80   |               |               |               | Grand Rapids  |
| Hartford, CT   | 75            | 79            |      | 83            | 87            | 91            | Hartford      |
| Honolulu, HI   | 76            | 79            |      | 83            |               |               | Honolulu      |
| Houston, TX (new sample in 1987)                           | 76            | 79            |      | 83            | 87            | 91            | Houston       |
| Indianapolis, IN*  | 76            |               | 80   |               | 84            | 88            | Indianapolis  |
| Kansas City, MO-KS   | 75            | 78            |      | 82            | 86            | 90            | Kansas City   |
| Las Vegas, NV  | 76            | 79            |      |               |               |               | Las Vegas     |
| Los Angeles-Long Beach, CA*                                | 74            | 77            | 80   |               | 85            | 89            | Los Angeles   |
| Louisville, KY-IN  | 76            |               | 80   | 83            |               |               | Louisville    |
| Madison, WI  | 75            | 77            |      | 81            |               |               | Madison       |
| Memphis, TN-AR-MS  | 74            | 77            | 80   |               | 84            | 88            | Memphis       |
| Miami, FL (see also next entry)                            | 75            | 79            |      | 83            |               |               | Miami         |
| Miami-Ft. Lauderdale, FL                                   |               |               |      |               | 86            | 90            | Miami         |
| Milwaukee, WI*   | 75            | 79            |      |               | 84            | 88            | Milwaukee     |
| Minneapolis-St. Paul, MN-WI                                | 74            | 77            |      | 81            | 85            | 89            | Minneapolis   |
| New Orleans, LA  | 75            | 78            |      | 82            | 86            | 90            | New Orleans   |
| New York, NY   | 76            |               | 80   | 83            | 87            | 91            | New York      |
| Newark, NJ (see also Northern NJ)                          | 74            | 77            |      | 81            |               |               | Newark        |
| Newport News-Hampton, VA (see also next entry)             | 75            | 78            |      |               |               |               | Newport News  |
| Norfolk-Virginia Beach-Newport News, VA                    |               |               |      |               | 84            | 88            | Norfolk       |
| Northern NJ (includes Newark and Paterson-Clifton-Passaic) |               |               |      |               | 87            | 91            | Northern NJ   |
| Oklahoma City, OK  | 76            |               | 80   |               | 84            | 88            | Oklahoma City |
| Omaha, NE-IA   | 76            | 79            |      |               |               |               | Omaha         |
| Orlando, FL  | 74            | 77            |      | 81            |               |               | Orlando       |
| Paterson-Clifton-Passaic, NJ (see also Northern NJ)        | 75            | 78            |      | 82            |               |               | Paterson      |
| Philadelphia, PA-NJ*                                       | 75            | 78            |      | 82            | 85            | 89            | Philadelphia  |
| Phoenix, AZ*   | 74            | 77            |      | 81            | 85            | 89            | Phoenix       |
| Pittsburgh, PA   | 74            | 77            |      | 81            | 86            | 90            | Pittsburgh    |
| Portland, OR-WA  | 75            | 79            |      | 83            | 86            | 90            | Portland      |
| Providence-Pawtucket-Warwick, RI-MA                        | 76            |               | 80   |               | 84            | 88            | Providence    |
| Raleigh, NC  | 76            | 79            |      |               |               |               | Raleigh       |

**Dates of AHS Metropolitan Surveys: 1974 to 1991**

(A book for each survey is published about 2 years later)

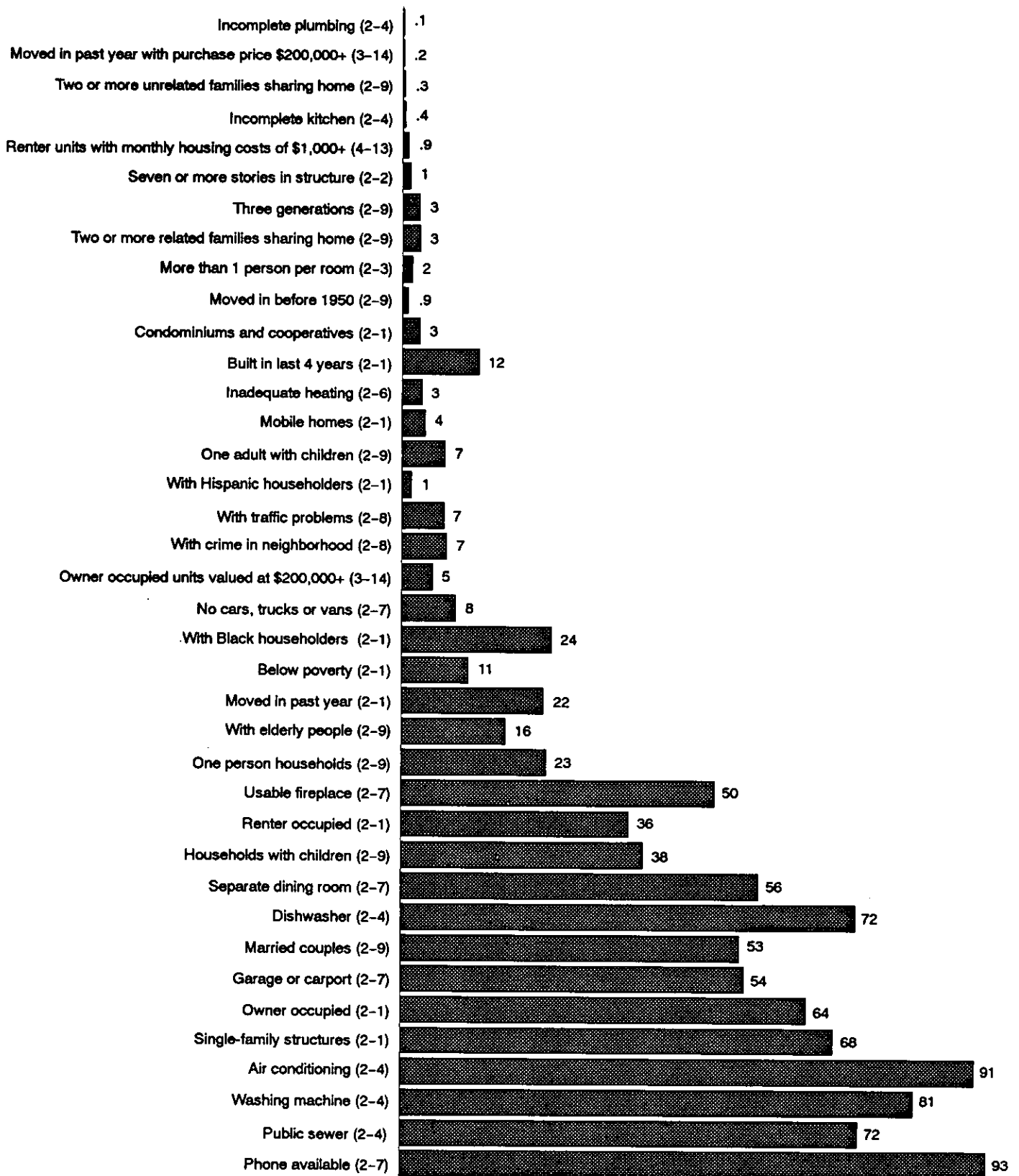
| Area                                      | 1974-1976 | 1977-1979 | 1980 | 1981-1983 | 1984-1987 | 1988-1991 | Area           |
|---|-----------|-----------|------|-----------|-----------|-----------|----------------|
| Riverside-San Bernardino-Ontario, CA*     | 75        | 78        |      | 82        | 86        | 90        | Riverside      |
| Rochester, NY                             | 75        | 78        |      | 82        | 86        | 90        | Rochester      |
| Sacramento, CA                            | 76        |           | 80   | 83        |           |           | Sacramento     |
| Saginaw, MI (1974 tape not released)      | 74        | 77        | 80   |           |           |           | Saginaw        |
| St. Louis, MO-IL                          | 76        |           | 80   | 83        | 87        | 91        | St. Louis      |
| Salt Lake City, UT                        | 74        | 77        | 80   |           | 84        | 88        | Salt Lake City |
| San Antonio, TX                           | 75        | 78        |      | 82        | 86        | 90        | San Antonio    |
| San Diego, CA*                            | 75        | 78        |      | 82        | 87        | 91        | San Diego      |
| San Francisco-Oakland, CA*                | 75        | 78        |      | 82        | 85        | 89        | San Francisco  |
| San Jose, CA                              |           |           |      |           | 84        | 88        | San Jose       |
| Seattle-Everett, WA (see also next entry) | 76        | 79        |      | 83        |           |           | Seattle        |
| Seattle-Tacoma, WA                        |           |           |      |           | 87        | 91        | Seattle        |
| Spokane, WA                               | 74        | 77        |      | 81        |           |           | Spokane        |
| Springfield-Chicopee-Holyoke, MA-CT       | 75        | 78        |      |           |           |           | Springfield    |
| Tacoma, WA (see also Seattle-Tacoma)      | 74        | 77        |      |           | 81        |           | Tacoma         |
| Tampa-St. Petersburg, FL                  |           |           |      |           | 85        | 89        | Tampa          |
| Washington, DC-MD-VA                      | 74        | 77        |      | 81        | 85        | 89        | Washington     |
| Wichita, KS                               | 74        | 77        |      | 81        |           |           | Wichita        |

\*Same boundaries after 1983. Elsewhere, broader areas are surveyed after 1983.



**Figure 1.**  
**Selected Features of Occupied Homes: 1991**

(The numbers in parentheses show table numbers where more data are available)  
 (Percent of occupied homes)



Note: All data are from the American Housing Survey for the Atlanta Metropolitan Area in 1991




Table 1-1. Introductory Characteristics - All Housing Units

[Numbers in thousands. For meaning of symbols, see text.]

| Characteristics   | Total housing units | Seasonal | Year-round |         |        |        |          |                     |               |                 |                      |              | New construction 4 yrs | Mobile homes |       |      |
|---|---------------------|----------|------------|---------|--------|--------|----------|---------------------|---------------|-----------------|----------------------|--------------|------------------------|--------------|-------|------|
|   |                     |          | Occupied   |         |        | Vacant |          |                     |               |                 |                      |              |                        |              |       |      |
|   |                     |          | Total      | Owner   | Renter | Total  | For rent | Rental vacancy rate | For sale only | Rent-ed or sold | Occa-sional use/ URE | Other vacant |                        |              |       |      |
| <b>Total</b> .....                                      | 1 210.5             | 2.6      | 1 207.9    | 1 079.8 | 691.1  | 388.7  | 128.1    | 86.3                | 18.1          | 20.3            | 5.9                  | 7.2          | 8.5                    | 151.6        | 48.4  |      |
| <b>Units in Structure</b>                               |                     |          |            |         |        |        |          |                     |               |                 |                      |              |                        |              |       |      |
| 1, detached.....  | 751.1               | 2.0      | 749.1      | 708.8   | 619.9  | 88.9   | 40.2     | 11.0                | 11.0          | 15.4            | 4.6                  | 3.7          | 5.5                    | 99.7         | ...   |      |
| 1, attached.....  | 32.9                | -        | 32.9       | 28.2    | 17.0   | 11.1   | 4.7      | 3.5                 | 24.0          | .8              | .2                   | .2           | -                      | 2.9          | ...   |      |
| 2 to 4.....   | 88.1                | .2       | 87.9       | 73.6    | 10.8   | 62.8   | 14.3     | 12.8                | 16.9          | .6              | -                    | .7           | .2                     | 3.2          | ...   |      |
| 5 to 9.....   | 102.7               | -        | 102.7      | 82.7    | 6.4    | 76.3   | 20.0     | 19.3                | 20.2          | .2              | .3                   | .2           | -                      | 7.1          | ...   |      |
| 10 to 19.....   | 113.5               | -        | 113.5      | 88.3    | 3.5    | 84.8   | 25.1     | 22.0                | 20.5          | .3              | .5                   | 1.0          | 1.2                    | 16.5         | ...   |      |
| 20 to 49.....   | 51.6                | .3       | 51.3       | 40.2    | 2.7    | 37.6   | 11.0     | 10.1                | 21.0          | .2              | .2                   | .3           | .2                     | 15.2         | ...   |      |
| 50 or more.....   | 22.2                | -        | 22.2       | 18.6    | 2.7    | 15.8   | 3.6      | 2.3                 | 12.4          | .9              | -                    | .5           | -                      | 5.4          | ...   |      |
| Mobile home or trailer.....                             | 48.4                | -        | 48.4       | 39.4    | 26.0   | 11.4   | 9.0      | 5.3                 | 31.7          | 2.0             | -                    | .4           | 1.3                    | 1.6          | 48.4  |      |
| <b>Cooperatives and Condominiums</b>                    |                     |          |            |         |        |        |          |                     |               |                 |                      |              |                        |              |       |      |
| Cooperatives.....                                       | .6                  | -        | .6         | .6      | .6     | -      | -        | -                   | -             | -               | -                    | -            | -                      | -            | -     |      |
| Condominiums.....                                       | 33.5                | .3       | 33.2       | 29.7    | 22.1   | 7.6    | 3.5      | 1.1                 | 12.5          | 1.9             | .3                   | .3           | -                      | 3.6          | -     |      |
| <b>Year Structure Built<sup>1</sup></b>                 |                     |          |            |         |        |        |          |                     |               |                 |                      |              |                        |              |       |      |
| 1990 to 1994.....                                       | 50.7                | -        | 50.7       | 41.3    | 26.8   | 14.5   | 9.4      | 3.3                 | 18.4          | 5.1             | 1.0                  | -            | -                      | 50.7         | -     |      |
| 1985 to 1989.....                                       | 231.8               | -        | 231.8      | 210.5   | 143.5  | 67.0   | 21.0     | 12.7                | 15.8          | 4.7             | 1.7                  | 1.4          | .5                     | 100.9        | 5.8   |      |
| 1980 to 1984.....                                       | 144.1               | .6       | 143.5      | 134.1   | 94.9   | 39.1   | 9.5      | 5.9                 | 13.0          | 1.6             | .7                   | .2           | 1.0                    | ...          | 6.8   |      |
| 1975 to 1979.....                                       | 110.2               | -        | 110.2      | 103.5   | 75.1   | 28.3   | 6.8      | 5.1                 | 15.2          | .8              | .3                   | -            | .6                     | ...          | 12.1  |      |
| 1970 to 1974.....                                       | 181.5               | -        | 181.5      | 154.5   | 86.4   | 68.0   | 27.1     | 22.2                | 24.6          | 1.0             | .7                   | 1.4          | 1.8                    | ...          | 11.0  |      |
| 1960 to 1969.....                                       | 262.4               | .7       | 261.7      | 230.5   | 140.5  | 90.0   | 31.2     | 22.1                | 19.7          | 3.7             | 1.1                  | 2.4          | 1.9                    | ...          | 10.8  |      |
| 1950 to 1959.....                                       | 106.6               | .3       | 106.3      | 96.3    | 61.3   | 34.9   | 10.0     | 6.2                 | 15.0          | 1.1             | .3                   | .8           | 1.7                    | ...          | 1.4   |      |
| 1940 to 1949.....                                       | 58.4                | .2       | 58.1       | 50.8    | 28.6   | 22.3   | 7.3      | 4.9                 | 18.1          | 1.3             | -                    | .3           | .7                     | ...          | -     |      |
| 1930 to 1939.....                                       | 31.2                | .5       | 30.8       | 27.6    | 14.4   | 13.3   | 3.2      | 2.3                 | 14.8          | .6              | -                    | .2           | -                      | ...          | .5    |      |
| 1920 to 1929.....                                       | 13.8                | -        | 13.8       | 12.5    | 7.0    | 5.5    | 1.4      | 1.2                 | 17.8          | -               | -                    | -            | .2                     | ...          | -     |      |
| 1919 or earlier.....                                    | 20.0                | .3       | 19.7       | 18.3    | 12.6   | 5.8    | 1.3      | .5                  | 8.6           | .2              | -                    | .8           | -                      | ...          | -     |      |
| Median.....   | 1973                | -        | 1973       | 1973    | 1975   | 1972   | 1972     | 1971                | -             | 1984            | -                    | 1968         | 1968                   | -            | 1975  |      |
| <b>Statistical Areas</b>                                |                     |          |            |         |        |        |          |                     |               |                 |                      |              |                        |              |       |      |
| Current units, in 1970 boundaries of SMSA.....          | 951.3               | 1.6      | 949.7      | 845.1   | 506.2  | 338.9  | 104.7    | 76.6                | 18.4          | 13.1            | 4.4                  | 5.5          | 5.1                    | 110.1        | 14.9  |      |
| 1970 central city(s).....                               | 191.2               | 1.0      | 190.2      | 160.3   | 70.2   | 90.2   | 29.9     | 23.7                | 20.8          | 3.5             | .3                   | 1.4          | 1.0                    | 11.6         | .7    |      |
| 1970 balance of SMSA.....                               | 760.1               | .6       | 759.5      | 684.7   | 436.0  | 248.7  | 74.8     | 52.8                | 17.5          | 9.6             | 4.1                  | 4.1          | 4.1                    | 98.5         | 14.2  |      |
| Current units, in 1983 boundaries of MSA.....           | 1 210.5             | 2.6      | 1 207.9    | 1 079.8 | 691.1  | 388.7  | 128.1    | 86.3                | 18.1          | 20.3            | 5.9                  | 7.2          | 8.5                    | 151.6        | 48.4  |      |
| 1983 central city(s).....                               | 191.2               | 1.0      | 190.2      | 160.3   | 70.2   | 90.2   | 29.9     | 23.7                | 20.8          | 3.5             | .3                   | 1.4          | 1.0                    | 11.6         | .7    |      |
| 1983 balance of MSA.....                                | 1 019.2             | 1.6      | 1 017.7    | 919.5   | 620.9  | 298.6  | 98.2     | 62.5                | 17.3          | 16.8            | 5.6                  | 5.8          | 7.5                    | 140.0        | 47.8  |      |
| <b>Suitability for Year-Round Use<sup>2</sup></b>       |                     |          |            |         |        |        |          |                     |               |                 |                      |              |                        |              |       |      |
| Built and heated for year-round use.....                | ...                 | 1.7      | ...        | 1 079.8 | 691.1  | 388.7  | ...      | ...                 | ...           | ...             | ...                  | ...          | ...                    | ...          | 151.6 | 48.4 |
| Not suitable.....                                       | ...                 | -        | ...        | -       | -      | -      | ...      | ...                 | ...           | ...             | ...                  | ...          | ...                    | -            | -     |      |
| Not reported.....                                       | ...                 | .9       | ...        | -       | -      | -      | ...      | ...                 | ...           | ...             | ...                  | ...          | ...                    | -            | -     |      |
| <b>Time Sharing</b>                                     |                     |          |            |         |        |        |          |                     |               |                 |                      |              |                        |              |       |      |
| Vacant, including URE.....                              | ...                 | 2.6      | ...        | ...     | ...    | ...    | 128.1    | 86.3                | ...           | 20.3            | 5.9                  | 7.2          | 8.5                    | 20.7         | 9.0   |      |
| Ownership time-shared.....                              | ...                 | -        | ...        | ...     | ...    | ...    | 1.1      | 1.1                 | ...           | -               | -                    | -            | -                      | -            | -     |      |
| Not time-shared.....                                    | ...                 | 2.6      | ...        | ...     | ...    | ...    | 127.0    | 85.2                | ...           | 20.3            | 5.9                  | 7.2          | 8.5                    | 20.7         | 9.0   |      |
| <b>Duration of Vacancy</b>                              |                     |          |            |         |        |        |          |                     |               |                 |                      |              |                        |              |       |      |
| Vacant units.....                                       | ...                 | 2.2      | ...        | ...     | ...    | ...    | 125.6    | 86.3                | ...           | 20.3            | 5.9                  | 4.7          | 8.5                    | 20.1         | 9.0   |      |
| Less than 1 month vacant.....                           | ...                 | .6       | ...        | ...     | ...    | ...    | 33.1     | 26.3                | ...           | 3.8             | 1.8                  | 1.1          | .4                     | 5.8          | 2.2   |      |
| 1 month up to 2 months.....                             | ...                 | .3       | ...        | ...     | ...    | ...    | 9.6      | 8.1                 | ...           | .3              | .6                   | .3           | .3                     | 1.0          | .4    |      |
| 2 months up to 6 months.....                            | ...                 | .2       | ...        | ...     | ...    | ...    | 31.5     | 24.9                | ...           | 3.7             | .9                   | .8           | 1.3                    | 4.2          | 1.4   |      |
| 6 months up to 1 year.....                              | ...                 | .3       | ...        | ...     | ...    | ...    | 13.7     | 10.0                | ...           | 2.1             | .7                   | -            | .9                     | 1.1          | 1.4   |      |
| 1 year up to 2 years.....                               | ...                 | -        | ...        | ...     | ...    | ...    | 8.6      | 5.3                 | ...           | .5              | .3                   | .3           | 2.2                    | .5           | .4    |      |
| 2 years or more.....                                    | ...                 | .2       | ...        | ...     | ...    | ...    | 11.4     | 3.3                 | ...           | 3.8             | .9                   | 1.2          | 2.3                    | .5           | 2.0   |      |
| Never occupied.....                                     | ...                 | -        | ...        | ...     | ...    | ...    | 6.5      | .5                  | ...           | 4.7             | .8                   | -            | .5                     | 6.0          | -     |      |
| Don't know.....   | ...                 | .6       | ...        | ...     | ...    | ...    | 11.3     | 8.0                 | ...           | 1.6             | -                    | 1.2          | .5                     | 1.1          | 1.2   |      |
| <b>Last Used as a Permanent Residence</b>               |                     |          |            |         |        |        |          |                     |               |                 |                      |              |                        |              |       |      |
| Vacant seasonal and URE units.....                      | ...                 | 2.6      | ...        | ...     | ...    | ...    | ...      | ...                 | ...           | ...             | ...                  | 2.5          | ...                    | .6           | -     |      |
| Less than 1 month since occupied as permanent home..... | ...                 | .3       | ...        | ...     | ...    | ...    | ...      | ...                 | ...           | ...             | ...                  | .3           | ...                    | .3           | -     |      |
| 1 month up to 2 months.....                             | ...                 | .3       | ...        | ...     | ...    | ...    | ...      | ...                 | ...           | ...             | ...                  | -            | ...                    | -            | -     |      |
| 2 months up to 6 months.....                            | ...                 | -        | ...        | ...     | ...    | ...    | ...      | ...                 | ...           | ...             | ...                  | .2           | ...                    | -            | -     |      |
| 6 months up to 1 year.....                              | ...                 | -        | ...        | ...     | ...    | ...    | ...      | ...                 | ...           | ...             | ...                  | .4           | ...                    | -            | -     |      |
| 1 year up to 2 years.....                               | ...                 | -        | ...        | ...     | ...    | ...    | ...      | ...                 | ...           | ...             | ...                  | -            | ...                    | -            | -     |      |
| 2 years or more.....                                    | ...                 | -        | ...        | ...     | ...    | ...    | ...      | ...                 | ...           | ...             | ...                  | -            | ...                    | -            | -     |      |
| Never occupied as permanent home.....                   | ...                 | .3       | ...        | ...     | ...    | ...    | ...      | ...                 | ...           | ...             | ...                  | -            | ...                    | -            | -     |      |
| Don't know.....   | ...                 | .8       | ...        | ...     | ...    | ...    | ...      | ...                 | ...           | ...             | ...                  | 1.4          | ...                    | .3           | -     |      |
| Not reported.....                                       | ...                 | .9       | ...        | ...     | ...    | ...    | ...      | ...                 | ...           | ...             | ...                  | .2           | ...                    | -            | -     |      |

<sup>1</sup>For mobile home, oldest category is 1939 or earlier.<sup>2</sup>If occupied year-round, assumed to be suitable for year-round use.

Table 1-2. Height and Condition of Building - All Housing Units

[Numbers in thousands. For meaning of symbols, see text.]

| Characteristics   | Total housing units | Seasonal   | Year-round     |                |              |              |              |                     |               |                |                    |              |            | New construction 4 yrs | Mobile homes |
|---|---------------------|------------|----------------|----------------|--------------|--------------|--------------|---------------------|---------------|----------------|--------------------|--------------|------------|------------------------|--------------|
|   |                     |            | Occupied       |                |              | Vacant       |              |                     |               |                |                    |              |            |                        |              |
|   |                     |            | Total          | Owner          | Renter       | Total        | For rent     | Rental vacancy rate | For sale only | Rented or sold | Occasional use/URE | Other vacant |            |                        |              |
| <b>Total</b> .....  | <b>1 210.5</b>      | <b>2.6</b> | <b>1 207.9</b> | <b>1 079.8</b> | <b>691.1</b> | <b>388.7</b> | <b>128.1</b> | <b>86.3</b>         | <b>18.1</b>   | <b>20.3</b>    | <b>5.9</b>         | <b>7.2</b>   | <b>8.5</b> | <b>151.6</b>           | <b>48.4</b>  |
| <b>Stories in Structure</b>                               |                     |            |                |                |              |              |              |                     |               |                |                    |              |            |                        |              |
| 1 .....   | 473.9               | 2.3        | 471.5          | 434.2          | 331.7        | 102.5        | 37.4         | 18.5                | 15.3          | 10.4           | 1.8                | 2.3          | 4.3        | 37.5                   | 47.2         |
| 2 .....   | 501.9               | .7         | 501.2          | 443.7          | 265.9        | 177.8        | 57.4         | 45.2                | 20.2          | 6.6            | 1.4                | 2.5          | 1.7        | 59.6                   | 1.2          |
| 3 .....   | 211.8               | -          | 211.8          | 183.2          | 94.4         | 89.8         | 28.6         | 20.5                | 18.6          | 3.9            | 1.9                | .6           | 1.7        | 54.0                   | -            |
| 4 to 6 .....  | 6.6                 | -          | 6.6            | 4.8            | .6           | 4.2          | 1.8          | 1.4                 | 24.6          | -              | -                  | .4           | -          | 2.8                    | -            |
| 7 or more .....   | 16.3                | -          | 16.3           | 13.6           | 2.8          | 10.7         | 2.8          | 1.7                 | 13.9          | 1.0            | -                  | -            | -          | 2.8                    | -            |
| <b>Stories Between Main and Apartment Entrances</b>       |                     |            |                |                |              |              |              |                     |               |                |                    |              |            |                        |              |
| Multiunits, 2 or more floors .....                        | 335.5               | .3         | 335.2          | 267.9          | 21.1         | 246.8        | 67.3         | 60.1                | 19.5          | 1.7            | 1.0                | 2.8          | 1.7        | 44.6                   | ...          |
| None (on same floor) .....                                | 167.5               | .3         | 167.2          | 135.9          | 9.4          | 126.5        | 31.3         | 28.6                | 18.4          | .3             | .5                 | .7           | 1.3        | 17.4                   | ...          |
| 1 (up or down) .....                                      | 101.6               | -          | 101.6          | 78.9           | 5.8          | 73.1         | 22.7         | 20.8                | 22.0          | .2             | .5                 | .8           | .4         | 12.8                   | ...          |
| 2 or more (up or down) .....                              | 60.4                | -          | 60.4           | 47.9           | 5.1          | 42.8         | 12.5         | 10.2                | 19.2          | 1.2            | -                  | 1.1          | -          | 13.7                   | ...          |
| Not reported .....  | 6.1                 | -          | 6.1            | 5.2            | .9           | 4.3          | .8           | .5                  | 10.4          | -              | -                  | .3           | -          | .7                     | ...          |
| <b>Common Stairways</b>                                   |                     |            |                |                |              |              |              |                     |               |                |                    |              |            |                        |              |
| Multiunits, 2 or more floors .....                        | 335.5               | .3         | 335.2          | 267.9          | 21.1         | 246.8        | 67.3         | 60.1                | 19.5          | 1.7            | 1.0                | 2.8          | 1.7        | 44.6                   | ...          |
| No common stairways .....                                 | 76.6                | .3         | 76.3           | 64.1           | 7.0          | 57.2         | 12.1         | 11.5                | 16.7          | .3             | -                  | .2           | .2         | 4.1                    | ...          |
| With common stairways .....                               | 255.7               | -          | 255.7          | 200.9          | 13.2         | 187.7        | 54.8         | 48.7                | 20.5          | 1.4            | 1.0                | 2.3          | 1.5        | 40.1                   | ...          |
| No loose steps .....                                      | 237.7               | -          | 237.7          | 187.9          | 12.2         | 175.7        | 49.8         | 44.8                | 20.3          | 1.4            | 1.0                | 2.1          | .5         | 39.1                   | ...          |
| Railings not loose .....                                  | 221.2               | -          | 221.2          | 174.3          | 10.7         | 163.6        | 46.9         | 42.1                | 20.4          | 1.2            | 1.0                | 2.1          | .5         | 38.1                   | ...          |
| Railings loose .....                                      | 5.8                 | -          | 5.8            | 4.4            | -            | 4.4          | 1.5          | 1.5                 | 25.0          | -              | -                  | -            | -          | .5                     | ...          |
| No railings .....   | 7.3                 | -          | 7.3            | 6.2            | .9           | 5.3          | 1.1          | 1.1                 | 17.1          | -              | -                  | -            | -          | ...                    | ...          |
| Status of railings not reported .....                     | 3.3                 | -          | 3.3            | 3.0            | .6           | 2.4          | .4           | .2                  | 7.4           | .2             | -                  | -            | -          | .5                     | ...          |
| Loose steps .....   | 16.8                | -          | 16.8           | 12.0           | .8           | 11.2         | 4.8          | 3.6                 | 24.5          | -              | -                  | .2           | 1.0        | 1.1                    | ...          |
| Railings not loose .....                                  | 11.5                | -          | 11.5           | 8.7            | .8           | 7.8          | 2.9          | 2.7                 | 25.7          | -              | -                  | .2           | -          | 1.1                    | ...          |
| Railings loose .....                                      | 4.4                 | -          | 4.4            | 2.7            | -            | 2.7          | 1.7          | .7                  | 21.1          | -              | -                  | -            | 1.0        | -                      | ...          |
| No railings .....   | .6                  | -          | .6             | .4             | -            | .4           | .2           | .2                  | 29.9          | -              | -                  | -            | -          | -                      | ...          |
| Status of railings not reported .....                     | .2                  | -          | .2             | .2             | -            | .2           | -            | -                   | -             | -              | -                  | -            | -          | -                      | ...          |
| Status of steps not reported .....                        | 1.3                 | -          | 1.3            | 1.1            | .2           | .9           | .2           | .2                  | 19.4          | -              | -                  | -            | -          | -                      | ...          |
| Status of stairways not reported .....                    | 3.2                 | -          | 3.2            | 2.8            | .9           | 1.9          | .3           | -                   | -             | -              | -                  | .3           | -          | .3                     | ...          |
| <b>Light Fixtures in Public Halls</b>                     |                     |            |                |                |              |              |              |                     |               |                |                    |              |            |                        |              |
| 2 or more units in structure .....                        | 378.0               | .5         | 377.5          | 303.4          | 26.1         | 277.3        | 74.1         | 68.4                | 19.3          | 2.2            | 1.0                | 2.8          | 1.7        | 47.3                   | ...          |
| No public halls .....                                     | 158.4               | .5         | 157.8          | 129.5          | 13.7         | 115.7        | 28.4         | 26.0                | 18.4          | .4             | -                  | .9           | 1.0        | 12.1                   | ...          |
| No light fixtures in public halls .....                   | .9                  | -          | .9             | .7             | -            | .7           | .2           | .2                  | 20.4          | -              | -                  | -            | -          | -                      | ...          |
| All in working order .....                                | 131.9               | -          | 131.9          | 106.9          | 7.3          | 99.7         | 25.0         | 21.3                | 17.6          | 1.2            | .5                 | 1.5          | .4         | 26.2                   | ...          |
| Some in working order .....                               | 4.4                 | -          | 4.4            | 3.2            | -            | 3.2          | 1.2          | 1.2                 | 27.0          | -              | -                  | -            | -          | -                      | ...          |
| None in working order .....                               | .5                  | -          | .5             | -              | -            | -            | .5           | .5                  | 100.0         | -              | -                  | -            | -          | -                      | ...          |
| Unable to determine if working .....                      | 74.1                | -          | 74.1           | 56.2           | 4.4          | 51.8         | 17.9         | 16.7                | 24.2          | .5             | .5                 | -            | .3         | 7.9                    | ...          |
| Not reported .....  | 7.8                 | -          | 7.8            | 6.9            | .7           | 6.2          | .9           | .6                  | 8.7           | -              | -                  | .3           | -          | 1.1                    | ...          |
| <b>Elevator on Floor</b>                                  |                     |            |                |                |              |              |              |                     |               |                |                    |              |            |                        |              |
| Multiunits, 2 or more floors .....                        | 335.5               | .3         | 335.2          | 267.9          | 21.1         | 246.8        | 67.3         | 60.1                | 19.5          | 1.7            | 1.0                | 2.8          | 1.7        | 44.6                   | ...          |
| With 1 or more elevators working .....                    | 19.0                | -          | 19.0           | 15.7           | 2.7          | 12.9         | 3.3          | 2.0                 | 13.1          | 1.0            | -                  | .3           | -          | 4.7                    | ...          |
| With elevator, none in working condition .....            | .2                  | -          | .2             | .2             | -            | .2           | -            | -                   | -             | -              | -                  | -            | -          | -                      | ...          |
| No elevator .....   | 313.1               | .3         | 312.8          | 249.2          | 17.9         | 231.3        | 63.6         | 58.2                | 20.0          | .6             | 1.0                | 2.1          | 1.7        | 39.3                   | ...          |
| Units 3 or more floors from main entrance .....           | 6.6                 | -          | 6.6            | 5.5            | .2           | 5.3          | 1.1          | .9                  | 14.2          | .2             | -                  | -            | -          | 3.0                    | ...          |
| <b>Foundation</b>   |                     |            |                |                |              |              |              |                     |               |                |                    |              |            |                        |              |
| 1 unit bldg. excl. mobile homes .....                     | 784.0               | 2.0        | 782.0          | 737.0          | 636.9        | 100.0        | 45.0         | 14.6                | 12.7          | 16.1           | 4.9                | 3.9          | 5.5        | 102.6                  | ...          |
| With basement under all of building .....                 | 179.9               | .3         | 179.6          | 171.9          | 155.9        | 16.0         | 7.7          | 1.8                 | 9.9           | 3.4            | 1.3                | .9           | .4         | 31.3                   | ...          |
| With basement under part of building .....                | 145.1               | .3         | 144.8          | 137.2          | 122.3        | 14.9         | 7.6          | 1.8                 | 11.0          | 3.4            | .6                 | 1.2          | .6         | 15.5                   | ...          |
| With crawl space .....                                    | 308.0               | .5         | 307.5          | 287.7          | 240.5        | 47.2         | 19.8         | 7.9                 | 14.2          | 4.7            | 2.5                | 1.3          | 3.4        | 24.3                   | ...          |
| On concrete slab .....                                    | 147.3               | .9         | 146.4          | 137.0          | 116.1        | 20.9         | 9.3          | 3.1                 | 12.8          | 4.3            | .5                 | .2           | 1.2        | 31.2                   | ...          |
| Other .....   | 3.7                 | -          | 3.7            | 3.2            | 2.3          | .9           | .5           | -                   | 2.4           | .2             | -                  | .2           | -          | .2                     | ...          |
| <b>External Building Conditions<sup>1</sup></b>           |                     |            |                |                |              |              |              |                     |               |                |                    |              |            |                        |              |
| Sagging roof .....  | 9.7                 | .4         | 9.3            | 7.2            | 1.1          | 6.1          | 2.1          | 1.2                 | 16.1          | .3             | -                  | -            | .6         | -                      | .6           |
| Missing roofing material .....                            | 3.0                 | -          | 3.0            | 1.6            | .4           | 1.2          | 1.4          | .7                  | 36.8          | .4             | -                  | -            | .2         | -                      | ...          |
| Hole in roof .....  | 1.2                 | -          | 1.2            | .5             | .3           | .2           | .7           | .7                  | 74.8          | -              | -                  | -            | -          | .3                     | ...          |
| Could not see roof .....                                  | 34.0                | .3         | 33.7           | 26.8           | 7.0          | 19.8         | 6.8          | 6.6                 | 24.9          | -              | -                  | .3           | -          | 1.6                    | ...          |
| Missing bricks, siding, other outside wall material ..... | 14.0                | -          | 14.0           | 9.3            | 3.9          | 5.5          | 4.7          | 2.6                 | 32.6          | .4             | -                  | -            | -          | 1.9                    | ...          |
| Sloping outside walls .....                               | 5.4                 | -          | 5.4            | 4.5            | .8           | 3.8          | .9           | .2                  | 5.4           | .3             | -                  | -            | .4         | -                      | ...          |
| Boarded up windows .....                                  | 9.5                 | .5         | 9.0            | 2.0            | .7           | 1.3          | 7.0          | 4.8                 | 79.3          | .7             | -                  | -            | 1.5        | .4                     | ...          |
| Broken windows .....                                      | 15.7                | .4         | 15.3           | 4.7            | 1.6          | 3.0          | 10.6         | 7.4                 | 69.2          | -              | .2                 | -            | 3.0        | 1.7                    | ...          |
| Bars on windows .....                                     | 14.9                | -          | 14.9           | 13.8           | 6.5          | 7.4          | 1.0          | .8                  | 10.0          | -              | -                  | -            | .2         | .3                     | ...          |
| Foundation crumbling or has open crack or hole .....      | 16.5                | -          | 16.5           | 12.3           | 3.3          | 8.9          | 4.2          | 2.8                 | 24.1          | .3             | -                  | -            | 1.1        | 1.9                    | ...          |
| Could not see foundation .....                            | 14.0                | -          | 14.0           | 11.4           | 3.3          | 8.1          | 2.7          | 2.2                 | 21.8          | .4             | -                  | -            | -          | .6                     | ...          |
| None of the above .....                                   | 1 093.4             | 2.1        | 1 091.3        | 989.1          | 654.2        | 334.9        | 102.2        | 69.9                | 17.2          | 18.8           | 4.8                | 5.2          | 3.4        | 147.5                  | 41.2         |
| Could not observe or not reported .....                   | 36.9                | -          | 36.9           | 31.6           | 21.0         | 10.6         | 5.3          | 1.8                 | 14.8          | 2.2            | -                  | .4           | .9         | 7.0                    | 4.3          |
| <b>Site Placement</b>                                     |                     |            |                |                |              |              |              |                     |               |                |                    |              |            |                        |              |
| Mobile homes .....  | 48.4                | -          | 48.4           | 39.4           | 28.0         | 11.4         | 9.0          | 5.3                 | 31.7          | 2.0            | -                  | .4           | 1.3        | 1.6                    | 48.4         |
| First site .....  | 22.3                | -          | 22.3           | 19.2           | 18.0         | 3.2          | 3.1          | 2.2                 | 41.0          | .5             | -                  | -            | .4         | -                      | 22.3         |
| Moved from another site .....                             | 9.4                 | -          | 9.4            | 7.6            | 5.9          | 1.7          | 1.8          | 1.8                 | 52.4          | -              | -                  | -            | -          | 1.8                    | 9.4          |
| Don't know .....  | 13.3                | -          | 13.3           | 10.1           | 4.6          | 5.4          | 3.2          | .8                  | 13.4          | 1.0            | -                  | .4           | .9         | -                      | 13.3         |
| Not reported .....  | 3.5                 | -          | 3.5            | 2.6            | 1.5          | 1.1          | .9           | .4                  | 26.2          | .5             | -                  | -            | -          | -                      | 3.5          |

<sup>1</sup>Figure may not add to total because more than one category may apply to a unit.

Table 1-3. Size of Unit and Lot - All Housing Units

[Numbers in thousands. For meaning of symbols, see text.]

| Characteristics                         | Total housing units | Seasonal | Year-round |         |        |        |          |                     |               |                |                    |              | New construction 4 yrs | Mobile homes |      |
|---|---------------------|----------|------------|---------|--------|--------|----------|---------------------|---------------|----------------|--------------------|--------------|------------------------|--------------|------|
|   |                     |          | Occupied   |         |        | Vacant |          |                     |               |                |                    |              |                        |              |      |
|   |                     |          | Total      | Owner   | Renter | Total  | For rent | Rental vacancy rate | For sale only | Rented or sold | Occasional use/URE | Other vacant |                        |              |      |
| <b>Total</b> .....                      | 1 210.5             | 2.6      | 1 207.9    | 1 079.6 | 691.1  | 388.7  | 128.1    | 86.3                | 18.1          | 20.3           | 6.9                | 7.2          | 8.5                    | 151.6        | 48.4 |
| <b>Rooms</b>                            |                     |          |            |         |        |        |          |                     |               |                |                    |              |                        |              |      |
| 1 room.....                             | 4.2                 | --       | 4.2        | 3.7     | .4     | 3.3    | .5       | .3                  | 8.2           | --             | --                 | --           | .2                     | --           | --   |
| 2 rooms.....                            | 8.4                 | --       | 8.4        | 6.1     | 1.4    | 4.7    | 2.3      | 2.3                 | 33.4          | --             | --                 | --           | --                     | 1.3          | --   |
| 3 rooms.....                            | 81.1                | --       | 81.1       | 65.4    | 5.1    | 60.4   | 15.7     | 13.1                | 17.9          | .2             | --                 | 1.3          | 1.1                    | 10.2         | .9   |
| 4 rooms.....                            | 208.9               | .8       | 209.1      | 166.2   | 44.0   | 122.2  | 42.8     | 33.9                | 21.6          | 2.7            | .8                 | 1.9          | 3.5                    | 22.7         | 24.4 |
| 5 rooms.....                            | 286.3               | .9       | 285.4      | 250.5   | 135.8  | 114.7  | 34.9     | 26.9                | 19.0          | 4.0            | 1.2                | 1.9          | 1.0                    | 26.7         | 17.2 |
| 6 rooms.....                            | 280.6               | .3       | 280.2      | 244.5   | 190.0  | 54.6   | 15.7     | 8.2                 | 10.2          | 4.8            | 1.8                | 1.8          | 1.4                    | 32.1         | 3.5  |
| 7 rooms.....                            | 159.7               | .3       | 159.4      | 152.8   | 135.1  | 17.5   | 6.8      | 3.0                 | 14.8          | 3.1            | --                 | .8           | .2                     | 17.4         | 1.2  |
| 8 rooms.....                            | 114.7               | --       | 114.7      | 108.2   | 102.7  | 5.5    | 6.5      | .5                  | 6.2           | 3.9            | 1.2                | --           | .9                     | 21.8         | .5   |
| 9 rooms.....                            | 52.8                | --       | 52.8       | 51.6    | 47.4   | 4.2    | 1.2      | --                  | --            | .6             | --                 | --           | --                     | 8.9          | .8   |
| 10 rooms or more.....                   | 32.7                | --       | 32.7       | 31.1    | 29.3   | 1.8    | 1.6      | --                  | --            | 1.1            | .2                 | --           | --                     | 8.5          | --   |
| Median.....                             | 5.6                 | --       | 5.6        | 5.7     | 6.3    | 4.5    | 4.8      | 4.3                 | --            | 6.2            | --                 | 4.7          | 4.3                    | 5.9          | 4.5  |
| <b>Bedrooms</b>                         |                     |          |            |         |        |        |          |                     |               |                |                    |              |                        |              |      |
| None.....                               | 9.5                 | --       | 9.5        | 7.8     | .9     | 6.8    | 1.8      | 1.5                 | 18.4          | --             | --                 | --           | .2                     | .3           | --   |
| 1.....                                  | 126.7               | .2       | 126.5      | 102.8   | 10.1   | 92.7   | 23.7     | 19.9                | 17.6          | .5             | --                 | 1.5          | 1.8                    | 22.2         | .8   |
| 2.....                                  | 373.9               | .8       | 373.0      | 311.6   | 123.2  | 188.4  | 61.5     | 48.7                | 20.5          | 5.5            | 1.5                | 2.4          | 3.3                    | 29.1         | 33.4 |
| 3.....                                  | 499.4               | 1.5      | 497.9      | 465.7   | 383.7  | 82.0   | 32.1     | 13.8                | 14.4          | 9.7            | 3.3                | 3.2          | 2.1                    | 65.4         | 13.2 |
| 4 or more.....                          | 201.0               | --       | 201.0      | 191.9   | 173.2  | 18.7   | 9.1      | 2.4                 | 11.2          | 4.6            | 1.0                | --           | 1.1                    | 34.6         | 1.0  |
| Median.....                             | 2.7                 | --       | 2.7        | 2.8     | 3.1    | 2.0    | 2.1      | 1.9                 | --            | 2.9            | --                 | 2.4          | 2.2                    | 2.9          | 2.2  |
| <b>Complete Bathrooms</b>               |                     |          |            |         |        |        |          |                     |               |                |                    |              |                        |              |      |
| None.....                               | 4.6                 | --       | 4.6        | 4.2     | .2     | 4.0    | .4       | .2                  | 5.0           | --             | --                 | --           | .2                     | .3           | --   |
| 1.....                                  | 414.1               | 2.0      | 412.1      | 347.2   | 128.6  | 218.6  | 64.9     | 50.5                | 18.8          | 4.8            | .9                 | 3.4          | 5.2                    | 27.0         | 30.1 |
| 1 and one-half.....                     | 135.9               | .3       | 135.6      | 122.6   | 78.0   | 44.7   | 13.0     | 11.1                | 19.9          | .5             | --                 | 1.2          | .2                     | 4.8          | 3.6  |
| 2 or more.....                          | 655.9               | .3       | 655.6      | 605.8   | 484.3  | 121.5  | 49.8     | 24.4                | 16.6          | 15.0           | 5.0                | 2.6          | 2.6                    | 119.8        | 14.7 |
| <b>Square Footage of Unit</b>           |                     |          |            |         |        |        |          |                     |               |                |                    |              |                        |              |      |
| Single detached and mobile homes.....   | 798.5               | 2.0      | 798.4      | 747.6   | 648.0  | 99.6   | 48.9     | 15.9                | 13.7          | 17.4           | 4.6                | 4.1          | 6.8                    | 101.3        | 47.4 |
| Less than 500.....                      | 5.2                 | --       | 5.2        | 3.7     | .8     | 2.9    | 1.5      | .9                  | 24.0          | --             | --                 | --           | .6                     | --           | 2.5  |
| 500 to 749.....                         | 26.7                | .3       | 26.4       | 21.2    | 14.0   | 7.2    | 5.3      | 2.1                 | 22.2          | 1.8            | --                 | .3           | 1.0                    | .2           | 14.7 |
| 750 to 999.....                         | 40.8                | .3       | 40.5       | 36.8    | 26.4   | 10.5   | 3.6      | 1.9                 | 15.3          | .3             | .4                 | .4           | .6                     | 1.1          | 12.8 |
| 1,000 to 1,499.....                     | 161.9               | .9       | 161.0      | 150.5   | 124.0  | 26.5   | 10.5     | 3.0                 | 10.3          | 4.3            | .5                 | 1.3          | 1.4                    | 15.8         | 7.1  |
| 1,500 to 1,999.....                     | 185.2               | .3       | 184.9      | 184.7   | 164.9  | 19.8   | 10.3     | 2.2                 | 9.9           | 4.1            | 1.9                | .8           | 1.5                    | 28.9         | 1.7  |
| 2,000 to 2,499.....                     | 121.5               | --       | 121.5      | 116.1   | 109.0  | 7.1    | 5.3      | 1.8                 | 19.6          | 2.8            | .5                 | --           | .2                     | 19.1         | .5   |
| 2,500 to 2,999.....                     | 61.1                | --       | 61.1       | 58.4    | 53.8   | 4.6    | 2.7      | .5                  | 9.2           | 1.7            | .3                 | --           | .3                     | 10.5         | --   |
| 3,000 to 3,999.....                     | 67.7                | --       | 67.7       | 66.5    | 63.7   | 2.9    | 1.2      | --                  | --            | .4             | .8                 | --           | .2                     | 12.1         | .8   |
| 4,000 or more.....                      | 46.8                | --       | 46.8       | 45.5    | 41.7   | 3.8    | 1.4      | .3                  | 8.0           | .8             | --                 | --           | .2                     | 10.3         | .5   |
| Not reported (includes don't know)..... | 71.5                | .2       | 71.3       | 64.1    | 49.7   | 14.4   | 7.2      | 3.3                 | 18.5          | 1.1            | .5                 | 1.3          | 1.0                    | 3.4          | 6.8  |
| Median.....                             | 1 830               | --       | 1 832      | 1 851   | 1 906  | 1 416  | 1 498    | 1 239               | --            | 1 704          | --                 | --           | --                     | 2 078        | 811  |
| <b>Lot Size</b>                         |                     |          |            |         |        |        |          |                     |               |                |                    |              |                        |              |      |
| Less than one-eighth acre.....          | 22.6                | --       | 22.6       | 18.8    | 14.6   | 4.2    | 3.8      | 2.2                 | 34.7          | 1.3            | .2                 | --           | --                     | .9           | 6.9  |
| One-eighth up to one-quarter acre.....  | 46.5                | --       | 46.5       | 42.3    | 36.6   | 5.7    | 4.2      | 1.7                 | 22.6          | 2.5            | --                 | --           | --                     | 6.7          | 4.9  |
| One-quarter up to one-half acre.....    | 148.5               | .3       | 148.2      | 139.6   | 122.5  | 17.1   | 8.6      | 2.2                 | 11.3          | 4.8            | .8                 | .8           | --                     | 24.9         | 2.6  |
| One-half up to one acre.....            | 237.5               | --       | 237.5      | 229.7   | 208.7  | 21.1   | 7.8      | 1.8                 | 7.8           | 4.2            | 1.8                | --           | --                     | 30.5         | 3.8  |
| 1 to 4 acres.....                       | 171.8               | --       | 171.8      | 167.1   | 153.9  | 13.2   | 4.7      | 1.4                 | 9.6           | 2.4            | .9                 | --           | --                     | 25.8         | 11.0 |
| 5 to 9 acres.....                       | 22.8                | --       | 22.8       | 22.8    | 21.2   | 1.7    | --       | --                  | --            | --             | --                 | --           | --                     | 2.5          | .5   |
| 10 acres or more.....                   | 26.7                | --       | 26.7       | 26.3    | 23.2   | 3.1    | .5       | .5                  | 13.6          | --             | --                 | --           | --                     | 3.3          | --   |
| Don't know.....                         | 121.3               | --       | 121.3      | 111.0   | 71.2   | 39.8   | 10.3     | 7.3                 | 15.5          | 2.4            | .7                 | --           | --                     | 7.0          | 14.3 |
| Not reported.....                       | 21.5                | --       | 21.5       | 18.1    | 13.1   | 5.0    | 3.4      | 2.3                 | 31.8          | .6             | .5                 | --           | --                     | 2.3          | 1.8  |
| Median.....                             | .75                 | --       | .75        | .77     | .78    | .84    | .45      | .36                 | --            | .45            | --                 | --           | --                     | .74          | .55  |

Table 1-4. Selected Equipment and Plumbing - All Housing Units

[Numbers in thousands. For meaning of symbols, see text.]

| Characteristics   | Total housing units | Seasonal | Year-round |         |       |        |        |          |                     |               |                 |                      |              | New construction 4 yrs | Mobile homes |
|---|---------------------|----------|------------|---------|-------|--------|--------|----------|---------------------|---------------|-----------------|----------------------|--------------|------------------------|--------------|
|   |                     |          | Occupied   |         |       |        | Vacant |          |                     |               |                 |                      |              |                        |              |
|   |                     |          | Total      | Total   | Owner | Renter | Total  | For rent | Rental vacancy rate | For sale only | Rent-ed or sold | Occa-sional use/ URE | Other vacant |                        |              |
| <b>Total</b> .....  | 1 210.5             | 2.6      | 1 207.9    | 1 079.8 | 691.1 | 388.7  | 128.1  | 86.3     | 18.1                | 20.3          | 5.9             | 7.2                  | 8.5          | 151.6                  | 48.4         |
| <b>Equipment<sup>1</sup></b>                                    |                     |          |            |         |       |        |        |          |                     |               |                 |                      |              |                        |              |
| Lacking complete kitchen facilities.....                        | 41.4                | 1.2      | 40.2       | 4.1     | .3    | 3.7    | 36.1   | 14.2     | 78.3                | 12.3          | 3.0             | .7                   | 6.0          | 7.3                    | 3.4          |
| With complete kitchen (sink, refrigerator and burners).....     | 1 169.1             | 1.4      | 1 167.7    | 1 075.8 | 690.8 | 385.0  | 92.0   | 72.1     | 15.7                | 8.0           | 2.9             | 6.5                  | 2.5          | 144.3                  | 45.1         |
| Kitchen sink.....   | 1 187.4             | 2.6      | 1 184.9    | 1 057.6 | 677.7 | 379.9  | 127.3  | 85.5     | 18.3                | 20.3          | 5.9             | 7.2                  | 8.5          | 151.3                  | 48.4         |
| Refrigerator.....   | 1 170.9             | 1.4      | 1 169.5    | 1 077.0 | 690.8 | 388.2  | 92.6   | 72.3     | 15.7                | 8.0           | 2.9             | 6.5                  | 2.9          | 144.3                  | 45.1         |
| Less than 5 years old.....                                      | 463.2               | -        | 463.2      | 429.9   | 264.1 | 165.8  | 33.3   | 24.9     | 13.0                | 5.0           | 1.5             | 1.4                  | .5           | 115.3                  | 18.0         |
| Age not reported.....   | 33.8                | -        | 33.8       | 25.1    | 5.9   | 19.1   | 8.7    | 6.1      | 24.1                | 1.0           | .2              | 1.2                  | .2           | 2.2                    | 1.1          |
| Burners and oven.....   | 1 195.1             | 2.3      | 1 192.9    | 1 076.6 | 690.6 | 385.9  | 118.3  | 81.4     | 17.4                | 17.1          | 5.6             | 6.5                  | 5.7          | 150.1                  | 47.7         |
| Less than 5 years old.....                                      | 397.1               | -        | 397.1      | 360.3   | 234.4 | 125.9  | 36.8   | 24.0     | 15.9                | 8.4           | 2.5             | 1.4                  | .5           | 139.2                  | 9.3          |
| Age not reported.....   | 37.7                | .2       | 37.5       | 26.3    | 7.3   | 19.0   | 11.2   | 7.3      | 27.7                | 1.0           | .2              | 1.2                  | 1.5          | 2.7                    | 1.3          |
| Burners only.....   | .4                  | -        | .4         | .4      | .4    | .4     | -      | -        | -                   | -             | -               | -                    | -            | -                      | -            |
| Less than 5 years old.....                                      | -                   | -        | -          | -       | -     | -      | -      | -        | -                   | -             | -               | -                    | -            | -                      | -            |
| Age not reported.....   | -                   | -        | -          | -       | -     | -      | -      | -        | -                   | -             | -               | -                    | -            | -                      | -            |
| Oven only.....  | .6                  | -        | .6         | .3      | -     | .3     | .3     | -        | -                   | -             | -               | -                    | -            | -                      | -            |
| Less than 5 years old.....                                      | .3                  | -        | .3         | -       | -     | -      | .3     | -        | -                   | -             | -               | -                    | -            | -                      | -            |
| Age not reported.....   | -                   | -        | -          | -       | -     | -      | -      | -        | -                   | -             | -               | -                    | -            | -                      | -            |
| Neither burners nor oven.....                                   | 14.3                | .3       | 14.0       | 2.5     | -     | 2.5    | 11.5   | 4.9      | 66.0                | 3.2           | .3              | .7                   | 2.4          | 1.5                    | .7           |
| Dishwasher.....   | 851.3               | .3       | 851.0      | 774.4   | 537.2 | 237.2  | 76.6   | 51.9     | 17.9                | 14.0          | 4.8             | 4.3                  | 1.7          | 141.2                  | 9.5          |
| Less than 5 years old.....                                      | 347.4               | -        | 347.4      | 315.8   | 223.3 | 92.5   | 31.6   | 18.3     | 16.4                | 8.8           | 2.9             | 1.3                  | .3           | 133.7                  | 5.0          |
| Age not reported.....   | 29.1                | -        | 29.1       | 21.7    | 6.9   | 14.7   | 7.4    | 5.3      | 26.6                | 1.1           | .2              | .2                   | .5           | 3.0                    | .5           |
| Washing machine.....  | 889.1               | .3       | 888.8      | 873.4   | 664.5 | 208.9  | 15.4   | 7.6      | 3.5                 | 2.8           | 1.3             | 3.0                  | .6           | 121.8                  | 32.2         |
| Less than 5 years old.....                                      | 360.5               | -        | 360.5      | 354.6   | 251.0 | 103.6  | 5.9    | 3.8      | 3.5                 | 1.3           | .5              | .3                   | .6           | 78.6                   | 13.2         |
| Age not reported.....   | 14.9                | -        | 14.9       | 13.1    | 6.5   | 6.6    | 1.8    | .5       | 7.1                 | -             | -               | .5                   | .2           | 2.1                    | .3           |
| Clothes dryer.....  | 851.3               | -        | 851.3      | 834.9   | 648.5 | 186.4  | 16.4   | 8.3      | 4.3                 | 3.1           | 1.3             | 3.0                  | .6           | 121.8                  | 12.8         |
| Less than 5 years old.....                                      | 329.4               | -        | 329.4      | 323.6   | 231.8 | 91.8   | 5.8    | 3.7      | 3.9                 | 1.3           | .5              | .3                   | .8           | 76.4                   | 9.9          |
| Age not reported.....   | 15.1                | -        | 15.1       | 12.5    | 6.5   | 6.0    | 2.6    | 1.0      | 14.4                | .3            | .5              | .2                   | .8           | 3.2                    | .9           |
| Disposal in kitchen sink.....                                   | 525.1               | .3       | 524.8      | 467.9   | 282.3 | 185.6  | 58.9   | 42.1     | 18.4                | 9.0           | 2.5             | 2.6                  | .8           | 99.7                   | 2.9          |
| Less than 5 years old.....                                      | 229.3               | -        | 229.3      | 203.4   | 128.8 | 74.6   | 26.0   | 17.0     | 18.5                | 5.9           | 1.5             | 1.3                  | .3           | 93.1                   | 1.5          |
| Age not reported.....   | 22.4                | -        | 22.4       | 18.8    | 5.2   | 13.6   | 3.6    | 2.6      | 16.3                | .3            | .2              | .2                   | .2           | 2.9                    | .9           |
| <b>Air conditioning:</b>  |                     |          |            |         |       |        |        |          |                     |               |                 |                      |              |                        |              |
| Central.....  | 912.6               | .3       | 912.3      | 819.3   | 538.3 | 281.0  | 93.0   | 63.4     | 18.4                | 15.3          | 5.3             | 4.6                  | 4.4          | 148.2                  | 17.0         |
| 1 room unit.....  | 95.4                | -        | 95.4       | 90.5    | 49.7  | 40.9   | 4.9    | 4.7      | 10.3                | .2            | -               | -                    | -            | 1.3                    | 11.3         |
| 2 room units.....   | 49.9                | .3       | 49.6       | 48.2    | 37.0  | 11.2   | 1.4    | .6       | .6                  | -             | -               | -                    | -            | 6.9                    | 6.9          |
| 3 room units or more.....                                       | 19.5                | -        | 19.5       | 19.3    | 16.7  | 2.6    | .2     | .2       | 6.4                 | -             | -               | -                    | -            | 1.7                    | 1.7          |
| <b>Main Heating Equipment</b>                                   |                     |          |            |         |       |        |        |          |                     |               |                 |                      |              |                        |              |
| Warm-air furnace.....   | 957.1               | 1.6      | 955.4      | 856.4   | 585.0 | 291.4  | 99.1   | 67.6     | 18.8                | 16.2          | 5.0             | 4.3                  | 6.0          | 117.0                  | 43.1         |
| Steam or hot water system.....                                  | 5.6                 | -        | 5.6        | 5.0     | 2.2   | 2.8    | .6     | .6       | 17.6                | -             | -               | -                    | -            | 2                      | -            |
| Electric heat pump.....   | 89.0                | -        | 89.0       | 79.8    | 49.1  | 30.7   | 9.2    | 6.4      | 17.3                | 1.3           | .7              | .8                   | -            | 28.2                   | .5           |
| Built-in electric units.....                                    | 30.4                | .2       | 30.2       | 25.1    | 9.3   | 15.7   | 5.1    | 3.6      | 18.7                | .2            | -               | .8                   | .5           | 9.9                    | .5           |
| Floor, wall, or other built-in hot air units without ducts..... | 46.8                | -        | 46.8       | 41.3    | 18.7  | 22.6   | 5.5    | 3.4      | 12.9                | .9            | .3              | -                    | 1.0          | .3                     | -            |
| Room heaters with flue.....                                     | 32.1                | .3       | 31.7       | 28.1    | 17.1  | 11.0   | 3.6    | 2.5      | 18.8                | .3            | -               | 4                    | .4           | 2                      | 2.4          |
| Room heaters without flue.....                                  | 23.5                | -        | 23.5       | 21.7    | 11.2  | 10.4   | 1.8    | 1.5      | 12.5                | -             | -               | -                    | -            | .3                     | .4           |
| Portable electric heaters.....                                  | 3.2                 | -        | 3.2        | 2.8     | 1.5   | 1.2    | .4     | .2       | -                   | -             | -               | .2                   | .2           | -                      | -            |
| Stoves.....   | 9.4                 | -        | 9.4        | 9.2     | 8.2   | 1.1    | .2     | .2       | 16.5                | -             | -               | -                    | -            | .8                     | 1.5          |
| Fireplaces with inserts.....                                    | 3.6                 | -        | 3.6        | 3.4     | 3.2   | .2     | .3     | .2       | 34.1                | .2            | -               | -                    | .2           | 1.3                    | -            |
| Fireplaces without inserts.....                                 | 4.7                 | -        | 4.7        | 4.1     | 3.7   | .4     | .6     | .2       | -                   | .2            | -               | -                    | -            | .3                     | -            |
| Other.....  | 2.2                 | -        | 2.2        | 2.2     | 1.6   | .5     | .5     | -        | -                   | -             | -               | -                    | -            | .3                     | -            |
| None.....   | 2.9                 | .3       | 2.6        | 1.0     | .3    | .7     | 1.6    | .2       | 23.1                | .9            | -               | .3                   | .2           | .4                     | -            |
| <b>Other Heating Equipment</b>                                  |                     |          |            |         |       |        |        |          |                     |               |                 |                      |              |                        |              |
| With other heating equipment <sup>1</sup> .....                 | 377.7               | .3       | 377.4      | 358.6   | 297.3 | 61.3   | 18.9   | 8.8      | 12.4                | 6.9           | 1.7             | .2                   | 1.2          | 62.3                   | 6.0          |
| Warm-air furnace.....   | 8.7                 | -        | 8.7        | 8.4     | 7.3   | 1.1    | .2     | -        | -                   | .2            | -               | -                    | -            | 2.7                    | 1.0          |
| Steam or hot water system.....                                  | -                   | -        | -          | -       | -     | -      | -      | -        | -                   | -             | -               | -                    | -            | -                      | -            |
| Electric heat pump.....   | 1.7                 | -        | 1.7        | 1.7     | 1.7   | -      | -      | -        | -                   | -             | -               | -                    | -            | .3                     | -            |
| Built-in electric units.....                                    | 7.9                 | -        | 7.9        | 7.2     | 5.8   | 1.4    | .7     | .2       | 13.6                | .5            | -               | -                    | -            | .5                     | .5           |
| Floor, wall, or other built-in hot air units without ducts..... | 4.5                 | -        | 4.5        | 4.5     | 4.0   | .5     | -      | -        | -                   | -             | -               | -                    | -            | -                      | .4           |
| Room heaters with flue.....                                     | 7.0                 | -        | 7.0        | 7.0     | 5.3   | 1.7    | -      | -        | -                   | -             | -               | -                    | -            | .8                     | -            |
| Room heaters without flue.....                                  | 15.8                | -        | 15.8       | 15.5    | 12.5  | 3.1    | .2     | -        | -                   | -             | -               | .2                   | -            | 1.0                    | 1.0          |
| Portable electric heaters.....                                  | 38.2                | -        | 38.2       | 37.9    | 28.1  | 9.8    | .3     | .3       | 3.1                 | -             | -               | -                    | -            | 1.8                    | -            |
| Stoves.....   | 22.5                | -        | 22.5       | 21.7    | 20.0  | 1.7    | .8     | -        | -                   | .3            | -               | -                    | -            | 1.0                    | .5           |
| Fireplaces with inserts.....                                    | 44.3                | -        | 44.3       | 44.1    | 42.6  | 1.4    | .3     | -        | -                   | .3            | -               | -                    | -            | 8.0                    | 1.0          |
| Fireplaces without inserts.....                                 | 245.8               | .3       | 245.5      | 229.4   | 189.2 | 40.2   | 16.0   | 7.9      | 16.3                | 5.9           | 1.2             | -                    | 1.0          | 49.1                   | 1.3          |
| Other.....  | 7.9                 | -        | 7.9        | 7.4     | 5.6   | 1.8    | .5     | .3       | 14.0                | -             | .2              | -                    | -            | 1.0                    | -            |
| <b>Plumbing</b>   |                     |          |            |         |       |        |        |          |                     |               |                 |                      |              |                        |              |
| With all plumbing facilities.....                               | 1 197.1             | 2.6      | 1 194.5    | 1 067.1 | 683.4 | 383.7  | 127.4  | 85.8     | 18.2                | 20.3          | 5.9             | 7.2                  | 8.3          | 150.3                  | 47.9         |
| Lacking some plumbing facilities.....                           | 1.9                 | -        | 1.9        | 1.5     | .2    | .3     | .4     | .2       | 14.3                | -             | -               | -                    | .2           | -                      | -            |
| No hot piped water.....   | .5                  | -        | .5         | .3      | -     | .3     | .2     | .2       | 40.4                | -             | -               | -                    | -            | -                      | -            |
| No bathtub or shower.....                                       | 1.1                 | -        | 1.1        | .9      | .2    | .6     | .2     | -        | -                   | -             | -               | -                    | -            | -                      | -            |
| No flush toilet.....  | .6                  | -        | .6         | .6      | -     | .6     | -      | -        | -                   | -             | -               | -                    | -            | -                      | -            |
| No plumbing facilities for exclusive use.....                   | 11.5                | -        | 11.5       | 11.2    | 7.5   | 3.7    | .2     | .2       | 6.2                 | -             | -               | -                    | -            | 1.3                    | .6           |
| <b>Source of Water</b>  |                     |          |            |         |       |        |        |          |                     |               |                 |                      |              |                        |              |
| Public system or private company.....                           | 1 129.6             | 2.2      | 1 127.4    | 1 003.8 | 627.2 | 378.6  | 123.6  | 86.0     | 18.6                | 17.7          | 5.6             | 6.7                  | 7.6          | 144.2                  | 34.8         |
| Well serving 1 to 5 units.....                                  | 79.8                | .3       | 79.4       | 75.5    | 63.5  | 11.9   | 4.0    | .2       | 1.9                 | 2.1           | .3              | .5                   | .8           | 7.4                    | 13.2         |
| Drilled.....  | 55.2                | .3       | 54.8       | 51.7    | 44.7  | 7.0    | 3.1    | .2       | 3.1                 | 1.6           | .3              | .2                   | .8           | 5.1                    | 7.8          |
| Dug.....  | 20.3                | -        | 20.3       | 19.8    | 15.7  | 4.1    | .9     | .3       | -                   | .2            | -               | -                    | -            | 1.1                    | 4.7          |
| Not reported.....   | 4.3                 | -        | 4.3        | 4.0     | 3.1   | .9     | .3     | -        | -                   | .3            | -               | -                    | -            | 1.2                    | .7           |
| Other.....  | 1.1                 | -        | 1.1        | .5      | .3    | .2     | .5     | -        | -                   | .5            | -               | -                    | -            | -                      | .5           |
| <b>Means of Sewage Disposal</b>                                 |                     |          |            |         |       |        |        |          |                     |               |                 |                      |              |                        |              |
| Public sewer.....   | 895.8               | 1.6      | 894.2      | 779.9   | 426.2 | 353.7  | 114.3  | 81.8     | 18.7                | 16.0          | 4.2             | 6.1                  | 6.3          | 111.5                  | 22.4         |
| Septic tank, cesspool, chemical toilet.....                     | 314.0               | .9       | 313.1      | 299.3   | 264.9 | 34.4   | 13.8   | 4.5      | 11.5                | 4.3           | 1.7             | 1.1                  | 2.2          | 40.1                   | 26.1         |
| Other.....  | .6                  | -        | .6         | .6      | -     | .6     | -      | -        | -                   | -             | -               | -                    | -            | -                      | -            |

<sup>1</sup>Figures may not add to total because more than one category may apply to a unit.

**Table 1-5. Fuels - All Housing Units**

[Numbers in thousands. For meaning of symbols, see text.]

| Characteristics                             | Total housing units | Seasonal   | Year-round     |                |              |              |              |             |                     |               |                 |                      |              | New construction 4 yrs | Mobile homes |  |
|---|---------------------|------------|----------------|----------------|--------------|--------------|--------------|-------------|---------------------|---------------|-----------------|----------------------|--------------|------------------------|--------------|--|
|   |                     |            | Occupied       |                |              |              |              |             | Vacant              |               |                 |                      |              |                        |              |  |
|   |                     |            | Total          | Total          | Owner        | Renter       | Total        | For rent    | Rental vacancy rate | For sale only | Rent-ed or sold | Occa-sional use/ URE | Other vacant |                        |              |  |
| <b>Total</b> .....                          | <b>1 210.5</b>      | <b>2.6</b> | <b>1 207.9</b> | <b>1 079.8</b> | <b>691.1</b> | <b>388.7</b> | <b>128.1</b> | <b>86.3</b> | <b>18.1</b>         | <b>20.3</b>   | <b>5.9</b>      | <b>7.2</b>           | <b>6.5</b>   | <b>151.6</b>           | <b>48.4</b>  |  |
| <b>Main House Heating Fuel</b>              |                     |            |                |                |              |              |              |             |                     |               |                 |                      |              |                        |              |  |
| Housing units with heating fuel.....        | 1 207.5             | 2.2        | 1 205.3        | 1 078.8        | 690.8        | 388.0        | 126.5        | 86.1        | 18.1                | 19.4          | 5.9             | 6.8                  | 8.3          | 151.2                  | 48.4         |  |
| Electricity.....                            | 262.3               | .2         | 262.1          | 223.6          | 98.4         | 125.1        | 38.6         | 30.3        | 19.4                | 2.6           | 1.2             | 2.5                  | 2.0          | 46.0                   | 6.3          |  |
| Piped gas.....                              | 863.6               | 1.4        | 862.3          | 762.4          | 536.4        | 246.0        | 79.8         | 53.0        | 17.7                | 14.3          | 4.2             | 3.1                  | 5.2          | 98.4                   | 25.6         |  |
| Bottled gas.....                            | 47.9                | .6         | 47.3           | 41.6           | 31.9         | 9.6          | 5.7          | 1.3         | 12.3                | 2.0           | .3              | 1.2                  | .9           | 3.3                    | 13.8         |  |
| Fuel oil.....                               | 7.7                 | -          | 7.7            | 6.7            | 3.5          | 3.2          | 1.0          | 1.0         | 23.7                | -             | -               | -                    | -            | -                      | -            |  |
| Kerosene or other liquid fuel.....          | 3.4                 | -          | 3.4            | 3.4            | 2.5          | 1.0          | -            | -           | -                   | -             | -               | -                    | -            | -                      | .8           |  |
| Coal or coke.....                           | -                   | -          | -              | -              | -            | -            | -            | -           | -                   | -             | -               | -                    | -            | -                      | -            |  |
| Wood.....                                   | 21.2                | -          | 21.2           | 19.9           | 17.3         | 2.6          | 1.4          | .4          | 14.1                | .5            | .3              | -                    | .2           | 3.4                    | 2.0          |  |
| Solar energy.....                           | -                   | -          | -              | -              | -            | -            | -            | -           | -                   | -             | -               | -                    | -            | -                      | -            |  |
| Other.....                                  | 1.3                 | -          | 1.3            | 1.3            | .8           | .5           | -            | -           | -                   | -             | -               | -                    | -            | -                      | -            |  |
| <b>Other House Heating Fuels</b>            |                     |            |                |                |              |              |              |             |                     |               |                 |                      |              |                        |              |  |
| With other heating fuels <sup>1</sup> ..... | -                   | -          | -              | 176.8          | 144.4        | 32.4         | -            | -           | -                   | -             | -               | -                    | -            | 24.4                   | 6.4          |  |
| Electricity.....                            | -                   | -          | -              | 33.5           | 26.4         | 7.1          | -            | -           | -                   | -             | -               | -                    | -            | 1.8                    | 1.3          |  |
| Piped gas.....                              | -                   | -          | -              | 8.4            | 5.8          | 2.6          | -            | -           | -                   | -             | -               | -                    | -            | 1.1                    | .4           |  |
| Bottled gas.....                            | -                   | -          | -              | 4.3            | 4.1          | .2           | -            | -           | -                   | -             | -               | -                    | -            | 1.1                    | 1.1          |  |
| Fuel oil.....                               | -                   | -          | -              | .2             | -            | .2           | -            | -           | -                   | -             | -               | -                    | -            | -                      | -            |  |
| Kerosene or other liquid fuel.....          | -                   | -          | -              | 8.2            | 6.3          | 1.9          | -            | -           | -                   | -             | -               | -                    | -            | .7                     | 1.3          |  |
| Coal or coke.....                           | -                   | -          | -              | -              | -            | -            | -            | -           | -                   | -             | -               | -                    | -            | -                      | -            |  |
| Wood.....                                   | -                   | -          | -              | 126.7          | 106.3        | 20.4         | -            | -           | -                   | -             | -               | -                    | -            | 20.4                   | 2.8          |  |
| Solar energy.....                           | -                   | -          | -              | .6             | .6           | -            | -            | -           | -                   | -             | -               | -                    | -            | -                      | -            |  |
| Other.....                                  | -                   | -          | -              | .7             | .7           | -            | -            | -           | -                   | -             | -               | -                    | -            | -                      | -            |  |
| Not reported.....                           | -                   | -          | -              | 7.2            | 6.0          | 1.1          | -            | -           | -                   | -             | -               | -                    | -            | .8                     | -            |  |
| <b>Cooking Fuel</b>                         |                     |            |                |                |              |              |              |             |                     |               |                 |                      |              |                        |              |  |
| With cooking fuel.....                      | 1 196.2             | 2.3        | 1 193.9        | 1 077.3        | 691.1        | 386.2        | 116.6        | 81.4        | 17.4                | 17.1          | 5.6             | 6.5                  | 6.0          | 150.1                  | 47.7         |  |
| Electricity.....                            | 691.2               | 1.5        | 689.7          | 624.6          | 416.1        | 208.6        | 65.0         | 45.2        | 17.7                | 8.6           | 3.7             | 4.5                  | 3.0          | 92.6                   | 10.5         |  |
| Gas.....                                    | 504.8               | .8         | 504.0          | 452.5          | 274.8        | 177.7        | 51.6         | 36.2        | 16.9                | 8.5           | 1.9             | 2.0                  | 3.0          | 57.5                   | 37.2         |  |
| Kerosene or other liquid fuel.....          | .2                  | -          | .2             | .2             | .2           | -            | -            | -           | -                   | -             | -               | -                    | -            | -                      | -            |  |
| Coal or coke.....                           | -                   | -          | -              | -              | -            | -            | -            | -           | -                   | -             | -               | -                    | -            | -                      | -            |  |
| Wood.....                                   | -                   | -          | -              | -              | -            | -            | -            | -           | -                   | -             | -               | -                    | -            | -                      | -            |  |
| Other.....                                  | -                   | -          | -              | -              | -            | -            | -            | -           | -                   | -             | -               | -                    | -            | -                      | -            |  |
| <b>Water Heating Fuel</b>                   |                     |            |                |                |              |              |              |             |                     |               |                 |                      |              |                        |              |  |
| With hot piped water.....                   | 1 208.8             | 2.6        | 1 206.2        | 1 078.3        | 691.1        | 387.3        | 127.9        | 86.1        | 18.1                | 20.3          | 5.9             | 7.2                  | 8.5          | 151.6                  | 48.4         |  |
| Electricity.....                            | 303.8               | .3         | 303.5          | 263.8          | 146.4        | 117.5        | 39.7         | 31.0        | 20.8                | 2.6           | 1.7             | 3.0                  | 1.5          | 40.6                   | 30.7         |  |
| Gas.....                                    | 903.2               | 2.2        | 901.0          | 812.8          | 543.9        | 268.9        | 88.2         | 55.1        | 17.0                | 17.7          | 4.2             | 4.2                  | 7.0          | 111.0                  | 17.8         |  |
| Fuel oil.....                               | .3                  | -          | .3             | .3             | .3           | -            | -            | -           | -                   | -             | -               | -                    | -            | -                      | -            |  |
| Kerosene or other liquid fuel.....          | -                   | -          | -              | -              | -            | -            | -            | -           | -                   | -             | -               | -                    | -            | -                      | -            |  |
| Coal or coke.....                           | -                   | -          | -              | -              | -            | -            | -            | -           | -                   | -             | -               | -                    | -            | -                      | -            |  |
| Wood.....                                   | -                   | -          | -              | -              | -            | -            | -            | -           | -                   | -             | -               | -                    | -            | -                      | -            |  |
| Solar energy.....                           | .5                  | -          | .5             | .5             | .5           | -            | -            | -           | -                   | -             | -               | -                    | -            | -                      | -            |  |
| Other.....                                  | .9                  | -          | .9             | .9             | .9           | .9           | -            | -           | -                   | -             | -               | -                    | -            | -                      | -            |  |
| <b>Central Air Conditioning Fuel</b>        |                     |            |                |                |              |              |              |             |                     |               |                 |                      |              |                        |              |  |
| With central air conditioning.....          | 912.6               | .3         | 912.3          | 819.3          | 538.3        | 281.0        | 93.0         | 63.4        | 18.4                | 15.3          | 5.3             | 4.6                  | 4.4          | 148.2                  | 17.0         |  |
| Electricity.....                            | 874.7               | .3         | 874.4          | 783.2          | 514.3        | 268.9        | 91.2         | 62.4        | 18.8                | 14.7          | 5.1             | 4.6                  | 4.4          | 142.4                  | 17.0         |  |
| Gas.....                                    | 37.3                | -          | 37.3           | 35.5           | 23.7         | 11.8         | 1.8          | 1.0         | 8.2                 | .5            | .2              | -                    | -            | 5.8                    | -            |  |
| Other.....                                  | .7                  | -          | .7             | .7             | .3           | .3           | -            | -           | -                   | -             | -               | -                    | -            | -                      | -            |  |
| <b>Clothes Dryer Fuel</b>                   |                     |            |                |                |              |              |              |             |                     |               |                 |                      |              |                        |              |  |
| With clothes dryer.....                     | 851.3               | -          | 851.3          | 834.9          | 648.5        | 186.4        | 16.4         | 8.3         | 4.3                 | 3.1           | 1.3             | 3.0                  | .6           | 121.8                  | 31.3         |  |
| Electricity.....                            | 741.4               | -          | 741.4          | 725.9          | 556.1        | 169.8        | 15.4         | 8.1         | 4.5                 | 2.8           | 1.3             | 3.0                  | .2           | 107.8                  | 27.9         |  |
| Gas.....                                    | 109.6               | -          | 109.6          | 109.0          | 92.4         | 16.6         | .6           | .3          | 1.5                 | .3            | -               | -                    | -            | 14.0                   | 3.4          |  |
| Other.....                                  | .4                  | -          | .4             | -              | -            | -            | .4           | -           | -                   | -             | -               | -                    | .4           | -                      | -            |  |
| <b>Units Using Each Fuel<sup>1</sup></b>    |                     |            |                |                |              |              |              |             |                     |               |                 |                      |              |                        |              |  |
| Electricity.....                            | 1 171.8             | .3         | 1 171.4        | 1 079.6        | 691.1        | 388.5        | 91.8         | 86.3        | 18.1                | 1.9           | 1.2             | 2.5                  | -            | 141.4                  | 44.7         |  |
| All-electric units.....                     | 171.0               | -          | 171.0          | 143.1          | 63.1         | 80.0         | 27.9         | 23.5        | 22.6                | 1.5           | 1.2             | 1.7                  | -            | 32.8                   | 4.4          |  |
| Gas.....                                    | 998.2               | -          | 998.2          | 931.5          | 625.0        | 306.5        | 66.7         | 63.2        | 17.1                | 1.4           | .7              | 1.4                  | -            | 111.1                  | 40.3         |  |
| Fuel oil.....                               | 17.3                | -          | 17.3           | 14.0           | 8.0          | 6.1          | 3.3          | 3.3         | 35.2                | -             | -               | -                    | -            | .2                     | .9           |  |
| Kerosene or other liquid fuel.....          | 11.9                | -          | 11.9           | 11.9           | 8.9          | 2.9          | -            | -           | -                   | -             | -               | -                    | -            | .7                     | 2.1          |  |
| Coal or coke.....                           | -                   | -          | -              | -              | -            | -            | -            | -           | -                   | -             | -               | -                    | -            | -                      | -            |  |
| Wood.....                                   | 148.0               | -          | 148.0          | 146.6          | 123.6        | 23.0         | 1.4          | .4          | 1.8                 | .5            | .3              | -                    | .2           | 23.9                   | 4.8          |  |
| Solar energy.....                           | 1.1                 | -          | 1.1            | 1.1            | 1.1          | 1.1          | -            | -           | -                   | -             | -               | -                    | -            | -                      | -            |  |
| Other.....                                  | 2.3                 | -          | 2.3            | 2.3            | 1.1          | 1.1          | -            | -           | -                   | -             | -               | -                    | -            | -                      | -            |  |

<sup>1</sup>Figures may not add to total because more than one category may apply to a unit.

Table 1-3. Housing and Neighborhood Quality - All Housing Units

[Numbers in thousands. For meaning of symbols, see text.]

| Characteristics  | Total housing units | Seasonal   | Year-round     |                |              |              |              |                     |               |                |                    |              |            | New construction 4 yrs | Mobile homes |  |
|--|---------------------|------------|----------------|----------------|--------------|--------------|--------------|---------------------|---------------|----------------|--------------------|--------------|------------|------------------------|--------------|--|
|  |                     |            | Occupied       |                |              | Vacant       |              |                     |               |                |                    |              |            |                        |              |  |
|  |                     |            | Total          | Owner          | Renter       | Total        | For rent     | Rental vacancy rate | For sale only | Rented or sold | Occasional use/URE | Other vacant |            |                        |              |  |
| <b>Total</b>   | <b>1 210.5</b>      | <b>2.6</b> | <b>1 207.9</b> | <b>1 079.8</b> | <b>691.1</b> | <b>388.7</b> | <b>128.1</b> | <b>86.3</b>         | <b>18.1</b>   | <b>20.3</b>    | <b>5.9</b>         | <b>7.2</b>   | <b>8.5</b> | <b>151.6</b>           | <b>48.4</b>  |  |
| <b>Selected Amenities<sup>1</sup></b>                      |                     |            |                |                |              |              |              |                     |               |                |                    |              |            |                        |              |  |
| Porch, deck, balcony, or patio                             | 1 036.5             | 2.0        | 1 034.5        | 939.2          | 637.8        | 301.4        | 95.3         | 82.2                | 17.1          | 18.9           | 4.9                | 4.3          | 5.0        | 142.6                  | 35.1         |  |
| Not reported   | 2.1                 | -          | 2.1            | 1.2            | .6           | .6           | .9           | .2                  | 27.5          | -              | -                  | .7           | -          | -                      | -            |  |
| Usable fireplace   | 570.2               | 1.1        | 569.1          | 534.8          | 449.4        | 85.4         | 34.3         | 13.8                | 13.9          | 12.9           | 3.9                | 1.4          | 2.3        | 108.4                  | 2.9          |  |
| Separate dining room                                       | 664.3               | 1.3        | 663.0          | 609.2          | 452.9        | 156.3        | 53.8         | 29.8                | 16.0          | 13.7           | 4.4                | 2.2          | 3.7        | 101.5                  | 11.2         |  |
| With 2 or more living rooms or recreation rooms, etc.      | 444.9               | .3         | 444.6          | 424.4          | 365.2        | 59.2         | 20.2         | 6.3                 | 9.6           | 8.6            | 2.1                | 1.6          | 1.7        | 59.8                   | 4.6          |  |
| Garage or carport included with home                       | 610.2               | .8         | 609.4          | 584.6          | 520.9        | 63.7         | 24.7         | 9.2                 | 12.6          | 11.8           | 3.0                | .8           | -          | 94.9                   | 2.4          |  |
| Not included   | 575.8               | 1.7        | 574.1          | 488.8          | 168.8        | 320.0        | 85.3         | 76.9                | 19.3          | 4.8            | 2.0                | 1.7          | -          | 50.8                   | 44.3         |  |
| Offstreet parking included                                 | 525.5               | .6         | 524.9          | 446.3          | 154.6        | 291.7        | 78.6         | 71.3                | 19.6          | 4.0            | 1.7                | 1.7          | -          | 49.1                   | 39.7         |  |
| Offstreet parking not reported                             | 2.1                 | -          | 2.1            | 2.1            | .9           | 1.1          | -            | -                   | -             | -              | -                  | -            | -          | .2                     | -            |  |
| Garage or carport not reported                             | 11.3                | -          | 11.3           | 6.4            | 1.3          | 5.1          | 4.9          | .2                  | 4.0           | 3.8            | .9                 | -            | -          | 5.1                    | -            |  |
| <b>Owner or Manager on Property</b>                        |                     |            |                |                |              |              |              |                     |               |                |                    |              |            |                        |              |  |
| Rents, multiunit <sup>2</sup>                              | ...                 | ...        | ...            | ...            | ...          | ...          | 278.0        | ...                 | 66.8          | 19.3           | ...                | .8           | 1.7        | ...                    | 44.0         |  |
| Owner or manager lives on property                         | ...                 | ...        | ...            | ...            | ...          | ...          | 100.0        | ...                 | 24.2          | 19.4           | ...                | .5           | ...        | 20.8                   | ...          |  |
| Neither owner nor manager lives on property                | ...                 | ...        | ...            | ...            | ...          | ...          | 177.9        | ...                 | 42.6          | 19.3           | ...                | .2           | 1.2        | ...                    | 23.2         |  |
| <b>Selected Deficiencies<sup>1</sup></b>                   |                     |            |                |                |              |              |              |                     |               |                |                    |              |            |                        |              |  |
| Holes in floors  | 11.4                | -          | 11.4           | 7.9            | 4.0          | 3.8          | 3.5          | 1.2                 | 24.1          | -              | -                  | .3           | 2.0        | .3                     | .9           |  |
| Open cracks or holes (interior)                            | 46.8                | .5         | 46.4           | 36.0           | 15.6         | 20.4         | 10.4         | 4.8                 | 19.0          | 1.4            | .6                 | .3           | 3.2        | 1.0                    | 1.4          |  |
| Broken plaster or peeling paint (interior)                 | 34.0                | -          | 34.0           | 25.1           | 11.9         | 13.2         | 8.8          | 3.5                 | 20.8          | .9             | .6                 | .6           | 3.2        | 1.0                    | .9           |  |
| No electrical wiring                                       | -                   | -          | -              | -              | -            | -            | -            | -                   | -             | -              | -                  | -            | -          | -                      | -            |  |
| Exposed wiring   | 24.4                | -          | 24.4           | 21.2           | 11.6         | 9.5          | 3.3          | .9                  | 8.6           | .9             | .6                 | -            | .8         | 1.6                    | 1.8          |  |
| Rooms without electric outlets                             | 14.4                | -          | 14.4           | 12.5           | 7.8          | 4.7          | 2.0          | .3                  | 5.3           | .9             | -                  | -            | .8         | 1.4                    | -            |  |
| <b>Description of Area Within 300 Feet<sup>1</sup></b>     |                     |            |                |                |              |              |              |                     |               |                |                    |              |            |                        |              |  |
| Single-family detached houses                              | 777.9               | 2.7        | 775.2          | 724.5          | 601.5        | 123.0        | 50.7         | 22.0                | 15.1          | 17.2           | 2.7                | 3.8          | 5.0        | 101.5                  | 16.3         |  |
| Only single-family detached                                | 42.5                | .7         | 41.8           | 40.3           | 39.0         | 7.3          | 1.5          | .6                  | 7.8           | .7             | .3                 | -            | -          | 1.9                    | -            |  |
| Single-family attached or 1 to 3 story multiunit           | 386.2               | .7         | 385.5          | 313.1          | 51.4         | 261.7        | 72.4         | 63.8                | 19.5          | 2.6            | 1.8                | 2.3          | 1.9        | 48.6                   | 1.2          |  |
| 4 to 6 story multiunit                                     | 19.0                | .3         | 18.8           | 14.5           | .3           | 14.3         | 4.3          | 3.4                 | 19.5          | .2             | -                  | -            | .6         | 4.1                    | -            |  |
| 7 stories or more multiunit                                | 11.5                | -          | 11.5           | 9.1            | 2.1          | 7.1          | 2.4          | 1.8                 | 20.3          | .6             | -                  | -            | -          | 2.1                    | -            |  |
| Mobile homes   | 42.7                | -          | 42.7           | 34.6           | 24.2         | 10.4         | 8.1          | 4.8                 | 31.7          | 1.7            | .3                 | .5           | .8         | 1.9                    | 33.6         |  |
| Residential parking lots                                   | 99.6                | 1.0        | 99.6           | 84.1           | 30.7         | 53.5         | 14.4         | 10.8                | 16.8          | 2.3            | -                  | .5           | .9         | 7.9                    | 3.0          |  |
| Commercial, institutional, or industrial                   | 226.9               | -          | 226.9          | 188.7          | 32.8         | 155.9        | 38.2         | 33.2                | 17.5          | .8             | 1.2                | 1.1          | 1.9        | 30.8                   | 2.3          |  |
| Body of water  | 28.3                | .4         | 27.8           | 26.3           | 21.0         | 5.2          | 1.6          | 1.6                 | 22.9          | -              | -                  | -            | -          | 6.1                    | 1.1          |  |
| Open space, park, woods, farm, or ranch                    | 333.9               | 1.1        | 332.8          | 302.7          | 215.5        | 87.2         | 30.1         | 19.0                | 17.9          | 6.5            | 2.0                | 1.2          | 1.4        | 55.7                   | 19.9         |  |
| 4+ lane highway, railroad, or airport                      | 86.2                | -          | 86.2           | 72.3           | 24.7         | 47.6         | 14.0         | 12.0                | 20.2          | 1.2            | .3                 | .2           | .2         | 9.0                    | 4.7          |  |
| Other  | 32.0                | -          | 32.0           | 28.9           | 22.3         | 6.6          | 3.1          | 2.1                 | 24.4          | -              | .3                 | -            | .7         | 6.1                    | -            |  |
| Not observed or not reported                               | 37.1                | -          | 37.1           | 33.7           | 24.0         | 9.7          | 3.4          | 2.1                 | 18.1          | -              | .3                 | -            | 1.0        | 6.1                    | -            |  |
| <b>Age of Other Residential Buildings Within 300 Feet</b>  |                     |            |                |                |              |              |              |                     |               |                |                    |              |            |                        |              |  |
| Older  | 34.8                | -          | 34.8           | 30.7           | 23.4         | 7.3          | 4.1          | 1.9                 | 20.6          | .6             | .9                 | -            | .7         | 13.1                   | 5.5          |  |
| About the same   | 981.3               | 2.6        | 978.7          | 874.5          | 548.6        | 325.9        | 104.2        | 73.7                | 18.4          | 18.0           | 3.6                | 3.9          | 5.0        | 128.5                  | 24.1         |  |
| Newer  | 38.7                | .4         | 38.3           | 34.8           | 28.5         | 6.3          | 3.6          | 1.8                 | 21.9          | .4             | .3                 | 1.2          | .9         | 2.4                    | 2.4          |  |
| Very mixed   | 98.3                | -          | 98.3           | 85.8           | 54.6         | 31.1         | 12.5         | 8.6                 | 21.6          | 1.6            | .3                 | 1.7          | .4         | 6.6                    | 14.7         |  |
| No other residential buildings                             | 43.2                | -          | 43.2           | 40.3           | 31.7         | 8.6          | 2.9          | 1.3                 | 13.0          | 1.1            | .3                 | -            | .2         | 6.6                    | 1.7          |  |
| Not reported   | 14.1                | -          | 14.1           | 13.4           | 8.5          | 4.9          | .7           | -                   | -             | .4             | -                  | -            | .3         | 1.0                    | -            |  |
| <b>Mobile Homes in Group</b>                               |                     |            |                |                |              |              |              |                     |               |                |                    |              |            |                        |              |  |
| Mobile homes   | 48.4                | -          | 48.4           | 39.3           | 28.5         | 10.8         | 9.1          | 5.7                 | 34.3          | 1.7            | -                  | .5           | 1.3        | 2.7                    | 48.4         |  |
| 1 to 6   | 18.1                | -          | 18.1           | 15.4           | 12.5         | 2.9          | 2.7          | 1.5                 | 34.0          | -              | -                  | -            | 1.3        | .9                     | 18.1         |  |
| 7 to 20  | 4.9                 | -          | 4.9            | 3.6            | 1.1          | 2.5          | 1.3          | 1.3                 | 34.3          | -              | -                  | -            | -          | 1.1                    | 4.9          |  |
| 21 or more   | 25.4                | -          | 25.4           | 20.3           | 14.9         | 5.4          | 5.1          | 2.9                 | 34.5          | 1.7            | -                  | .5           | -          | .8                     | 25.4         |  |
| <b>Other Buildings Vandalized or With Interior Exposed</b> |                     |            |                |                |              |              |              |                     |               |                |                    |              |            |                        |              |  |
| None   | 1 123.6             | 2.7        | 1 120.9        | 1 006.9        | 649.0        | 357.8        | 114.0        | 78.7                | 18.0          | 20.0           | 4.8                | 5.8          | 4.6        | 147.3                  | 43.6         |  |
| 1 building   | 10.2                | -          | 10.2           | 5.9            | 2.0          | 3.9          | 4.3          | 3.4                 | 46.2          | .9             | -                  | -            | -          | .9                     | 1.2          |  |
| More than 1 building                                       | 16.5                | .4         | 16.1           | 10.8           | 2.3          | 8.5          | 5.3          | 3.8                 | 31.1          | -              | -                  | -            | 1.5        | .7                     |              |  |
| No buildings within 300 feet                               | 35.8                | -          | 35.8           | 33.8           | 29.1         | 4.7          | 2.0          | .8                  | 14.9          | .7             | .3                 | -            | .2         | 6.0                    | 1.7          |  |
| Not reported   | 24.5                | -          | 24.5           | 22.1           | 13.1         | 9.1          | 2.3          | .5                  | 5.3           | .4             | -                  | -            | 1.4        | 2.5                    | 1.1          |  |
| <b>Bars on Windows of Buildings</b>                        |                     |            |                |                |              |              |              |                     |               |                |                    |              |            |                        |              |  |
| With other buildings within 300 feet                       | 1 150.2             | 3.1        | 1 147.2        | 1 023.6        | 653.3        | 370.3        | 123.6        | 86.0                | 18.8          | 20.9           | 4.8                | 5.8          | 6.1        | 148.2                  | 45.6         |  |
| No bars on windows   | 1 064.5             | 1.9        | 1 062.6        | 948.7          | 608.2        | 340.5        | 113.9        | 80.0                | 19.0          | 19.5           | 4.8                | 5.6          | 4.0        | 146.2                  | 43.8         |  |
| 1 building with bars                                       | 19.8                | .5         | 19.2           | 17.4           | 10.7         | 6.7          | 1.9          | 1.1                 | 14.0          | .4             | -                  | -            | .4         | .5                     | -            |  |
| 2 or more buildings with bars                              | 55.9                | .6         | 55.3           | 48.5           | 29.5         | 19.0         | 6.8          | 4.1                 | 17.8          | .7             | -                  | .3           | 1.7        | .9                     | -            |  |
| Not reported   | 10.0                | -          | 10.0           | 9.0            | 4.9          | 4.1          | 1.1          | .8                  | 15.4          | .3             | -                  | -            | -          | .6                     | 1.8          |  |
| <b>Condition of Streets</b>                                |                     |            |                |                |              |              |              |                     |               |                |                    |              |            |                        |              |  |
| No repairs needed  | 981.2               | 1.5        | 979.6          | 889.0          | 601.8        | 287.1        | 90.7         | 60.0                | 17.2          | 16.2           | 4.5                | 3.5          | 6.5        | 140.8                  | 30.1         |  |
| Minor repairs needed                                       | 173.7               | .8         | 172.9          | 141.9          | 68.4         | 73.5         | 31.0         | 22.7                | 23.6          | 4.7            | .3                 | 2.3          | 1.0        | 9.4                    | 15.6         |  |
| Major repairs needed                                       | 17.9                | .7         | 17.2           | 15.6           | 6.7          | 8.9          | 1.6          | 1.3                 | 12.9          | .3             | -                  | -            | -          | 1.0                    | 1.8          |  |
| No streets within 300 feet                                 | 28.0                | -          | 28.0           | 24.5           | 14.9         | 9.6          | 3.5          | 2.3                 | 19.7          | .9             | .3                 | -            | -          | 5.0                    | .9           |  |
| Not reported   | 9.7                 | -          | 9.7            | 8.5            | 3.5          | 5.0          | 1.2          | .9                  | 15.5          | -              | -                  | -            | .3         | .6                     | -            |  |
| <b>Trash, Litter, or Junk on Streets or any Properties</b> |                     |            |                |                |              |              |              |                     |               |                |                    |              |            |                        |              |  |
| None   | 948.5               | 2.5        | 946.0          | 867.6          | 599.5        | 268.0        | 78.4         | 52.3                | 16.3          | 16.3           | 4.0                | 3.2          | 2.6        | 140.7                  | 29.6         |  |
| Minor accumulation   | 230.3               | .3         | 230.1          | 188.8          | 86.6         | 102.1        | 41.4         | 28.8                | 22.0          | 5.2            | 1.1                | 2.0          | 4.4        | 14.9                   | 14.6         |  |
| Major accumulation   | 24.3                | .3         | 24.1           | 17.1           | 7.2          | 9.9          | 6.9          | 5.3                 | 34.6          | .5             | -                  | .7           | .5         | .9                     | 4.2          |  |
| Not reported   | 7.3                 | -          | 7.3            | 6.1            | 2.1          | 4.0          | 1.2          | .9                  | 18.4          | -              | -                  | -            | .3         | .3                     | -            |  |

<sup>1</sup>Figures may not add to total because more than one category may apply to a unit.  
<sup>2</sup>Two or more units of any tenure in the structure.



**Table 1-7. Financial Characteristics - All Housing Units**

[Numbers in thousands. For meaning of symbols, see text.]

| Characteristics  | Total housing units | Seasonal | Year-round |          |       |        |        |          |                     |               |                 |                      |              | New construction 4 yrs | Mobile homes |      |
|--|---------------------|----------|------------|----------|-------|--------|--------|----------|---------------------|---------------|-----------------|----------------------|--------------|------------------------|--------------|------|
|  |                     |          | Total      | Occupied |       |        | Vacant |          |                     |               |                 |                      |              |                        |              |      |
|  |                     |          |            | Total    | Owner | Renter | Total  | For rent | Rental vacancy rate | For sale only | Rent-ed or sold | Occa-sional use/ URE | Other vacant |                        |              |      |
| <b>Total</b> .....   | 1 210.5             | 2.6      | 1 207.9    | 1 079.6  | 691.1 | 388.7  | 128.1  | 86.3     | 18.1                | 20.3          | 5.9             | 7.2                  | 8.5          | 151.6                  | 48.4         |      |
| <b>Monthly Housing Costs<sup>1</sup></b>   |                     |          |            |          |       |        |        |          |                     |               |                 |                      |              |                        |              |      |
| Less than \$100 .....  | ...                 | ...      | ...        | 19.8     | 10.4  | 9.5    | ...    | 5.5      | 36.9                | ...           | ...             | ...                  | ...          | ...                    | 6            | 1.5  |
| \$100 to \$199 .....   | ...                 | ...      | ...        | 88.7     | 69.3  | 19.4   | ...    | .6       | 3.0                 | ...           | ...             | ...                  | ...          | ...                    | 2.1          | 8.7  |
| \$200 to \$249 .....   | ...                 | ...      | ...        | 42.0     | 34.5  | 7.5    | ...    | 2.6      | 25.5                | ...           | ...             | ...                  | ...          | ...                    | .8           | 3.7  |
| \$250 to \$299 .....   | ...                 | ...      | ...        | 42.4     | 31.7  | 10.7   | ...    | 5.0      | 32.1                | ...           | ...             | ...                  | ...          | ...                    | .9           | 5.0  |
| \$300 to \$349 .....   | ...                 | ...      | ...        | 39.4     | 23.1  | 16.3   | ...    | 6.5      | 28.4                | ...           | ...             | ...                  | ...          | ...                    | .8           | 2.7  |
| \$350 to \$399 .....   | ...                 | ...      | ...        | 44.1     | 20.4  | 23.7   | ...    | 8.5      | 26.5                | ...           | ...             | ...                  | ...          | ...                    | .8           | 3.0  |
| \$400 to \$449 .....   | ...                 | ...      | ...        | 52.1     | 18.7  | 33.3   | ...    | 18.0     | 35.1                | ...           | ...             | ...                  | ...          | ...                    | 2.5          | 4.3  |
| \$450 to \$499 .....   | ...                 | ...      | ...        | 65.2     | 22.6  | 42.6   | ...    | 10.1     | 19.2                | ...           | ...             | ...                  | ...          | ...                    | 3.1          | 2.6  |
| \$500 to \$599 .....   | ...                 | ...      | ...        | 122.2    | 45.8  | 76.4   | ...    | 14.0     | 15.5                | ...           | ...             | ...                  | ...          | ...                    | 15.7         | 4.4  |
| \$600 to \$699 .....   | ...                 | ...      | ...        | 104.7    | 44.5  | 60.2   | ...    | 8.7      | 12.6                | ...           | ...             | ...                  | ...          | ...                    | 21.2         | 2.8  |
| \$700 to \$799 .....   | ...                 | ...      | ...        | 82.9     | 47.7  | 35.2   | ...    | 4.9      | 12.3                | ...           | ...             | ...                  | ...          | ...                    | 13.7         | 1.7  |
| \$800 to \$999 .....   | ...                 | ...      | ...        | 126.7    | 99.9  | 26.8   | ...    | .8       | 3.0                 | ...           | ...             | ...                  | ...          | ...                    | 22.3         | -    |
| \$1,000 to \$1,249 .....   | ...                 | ...      | ...        | 76.0     | 69.8  | 6.2    | ...    | .2       | 3.3                 | ...           | ...             | ...                  | ...          | ...                    | 17.9         | -    |
| \$1,250 to \$1,499 .....   | ...                 | ...      | ...        | 38.0     | 36.0  | 2.0    | ...    | .4       | 17.2                | ...           | ...             | ...                  | ...          | ...                    | 8.7          | -    |
| \$1,500 or more .....  | ...                 | ...      | ...        | 44.4     | 42.9  | 1.4    | ...    | .3       | 15.0                | ...           | ...             | ...                  | ...          | ...                    | 17.2         | -    |
| No cash rent .....   | ...                 | ...      | ...        | 17.7     | ...   | 17.7   | ...    | -        | -                   | ...           | ...             | ...                  | ...          | ...                    | -            | 1.1  |
| Mortgage payment not reported .....  | ...                 | ...      | ...        | 73.7     | 73.7  | ...    | ...    | ...      | ...                 | ...           | ...             | ...                  | ...          | ...                    | 11.4         | 3.2  |
| Median (excludes no cash rent) .....   | ...                 | ...      | ...        | 582      | 672   | 530    | ...    | 440      | ...                 | ...           | ...             | ...                  | ...          | ...                    | 818          | 325  |
| <b>Median Monthly Housing Costs For Owners</b>                                   |                     |          |            |          |       |        |        |          |                     |               |                 |                      |              |                        |              |      |
| Monthly costs including all mortgages plus maintenance costs .....               | ...                 | ...      | ...        | ...      | 695   | ...    | ...    | ...      | ...                 | ...           | ...             | ...                  | ...          | ...                    | 1 059        | 247  |
| Monthly costs excluding 2nd and subsequent mortgages and maintenance costs ..... | ...                 | ...      | ...        | ...      | 633   | ...    | ...    | ...      | ...                 | ...           | ...             | ...                  | ...          | ...                    | 1 012        | 245  |
| <b>Rent Reductions</b>   |                     |          |            |          |       |        |        |          |                     |               |                 |                      |              |                        |              |      |
| No subsidy or income reporting .....   | ...                 | ...      | ...        | ...      | ...   | 342.5  | ...    | 79.6     | 18.8                | ...           | 1.0             | ...                  | ...          | ...                    | 46.8         | 16.7 |
| Rent control .....   | ...                 | ...      | ...        | ...      | ...   | -      | ...    | .4       | 100.0               | ...           | ...             | ...                  | ...          | ...                    | -            | -    |
| No rent control .....  | ...                 | ...      | ...        | ...      | ...   | 341.6  | ...    | 78.6     | 18.7                | ...           | 1.0             | ...                  | ...          | ...                    | 46.6         | 16.7 |
| Reduced by owner .....   | ...                 | ...      | ...        | ...      | ...   | 13.3   | ...    | -        | -                   | ...           | -               | ...                  | ...          | ...                    | .7           | 1.9  |
| Not reduced by owner .....   | ...                 | ...      | ...        | ...      | ...   | 324.6  | ...    | -        | -                   | ...           | -               | ...                  | ...          | ...                    | 37.0         | 8.8  |
| Owner reduction not reported .....   | ...                 | ...      | ...        | ...      | ...   | 3.7    | ...    | -        | -                   | ...           | -               | ...                  | ...          | ...                    | .3           | .7   |
| Rent control not reported .....  | ...                 | ...      | ...        | ...      | ...   | .9     | ...    | .5       | 35.2                | ...           | -               | ...                  | ...          | ...                    | .3           | -    |
| Owned by public housing authority .....  | ...                 | ...      | ...        | ...      | ...   | 22.0   | ...    | 3.3      | 13.0                | ...           | -               | ...                  | ...          | ...                    | .4           | -    |
| Other, Federal subsidy .....   | ...                 | ...      | ...        | ...      | ...   | 10.7   | ...    | 1.0      | 8.6                 | ...           | -               | ...                  | ...          | ...                    | .8           | -    |
| Other, State or local subsidy .....  | ...                 | ...      | ...        | ...      | ...   | 4.5    | ...    | .4       | 8.3                 | ...           | -               | ...                  | ...          | ...                    | .2           | -    |
| Other, income verification .....   | ...                 | ...      | ...        | ...      | ...   | 1.7    | ...    | -        | -                   | ...           | -               | ...                  | ...          | ...                    | -            | -    |
| Subsidy or income verification not reported .....                                | ...                 | ...      | ...        | ...      | ...   | 7.2    | ...    | 2.0      | 21.7                | ...           | -               | ...                  | ...          | ...                    | .5           | -    |
| <b>OWNER HOUSING UNITS</b>   |                     |          |            |          |       |        |        |          |                     |               |                 |                      |              |                        |              |      |
| <b>Total</b> .....   | ...                 | ...      | ...        | ...      | 691.1 | ...    | ...    | ...      | ...                 | 20.3          | 4.9             | ...                  | ...          | 101.4                  | 30.0         |      |
| <b>Average Monthly Cost Paid for Real Estate Taxes</b>                           |                     |          |            |          |       |        |        |          |                     |               |                 |                      |              |                        |              |      |
| Less than \$25 .....   | ...                 | ...      | ...        | ...      | 92.6  | ...    | ...    | ...      | ...                 | ...           | 7.7             | 1.5                  | ...          | ...                    | 10.0         | 26.2 |
| \$25 to \$49 .....   | ...                 | ...      | ...        | ...      | 112.3 | ...    | ...    | ...      | ...                 | ...           | 3.4             | 1.0                  | ...          | ...                    | 11.3         | 2.0  |
| \$50 to \$74 .....   | ...                 | ...      | ...        | ...      | 151.8 | ...    | ...    | ...      | ...                 | ...           | 2.5             | 1.7                  | ...          | ...                    | 21.9         | -    |
| \$75 to \$99 .....   | ...                 | ...      | ...        | ...      | 110.1 | ...    | ...    | ...      | ...                 | ...           | 2.6             | .2                   | ...          | ...                    | 17.7         | -    |
| \$100 to \$149 .....   | ...                 | ...      | ...        | ...      | 115.1 | ...    | ...    | ...      | ...                 | ...           | 2.7             | -                    | ...          | ...                    | 15.7         | -    |
| \$150 to \$199 .....   | ...                 | ...      | ...        | ...      | 52.6  | ...    | ...    | ...      | ...                 | ...           | 1.1             | -                    | ...          | ...                    | 11.0         | -    |
| \$200 or more .....  | ...                 | ...      | ...        | ...      | 56.7  | ...    | ...    | ...      | ...                 | ...           | .3              | .2                   | ...          | ...                    | 13.8         | 1.8  |
| Median .....   | ...                 | ...      | ...        | ...      | 73    | ...    | ...    | ...      | ...                 | ...           | 43              | ...                  | ...          | ...                    | 86           | 25-  |
| <b>Annual Taxes Paid Per \$1,000 Value</b>                                       |                     |          |            |          |       |        |        |          |                     |               |                 |                      |              |                        |              |      |
| Less than \$5 .....  | ...                 | ...      | ...        | ...      | 79.0  | ...    | ...    | ...      | ...                 | ...           | 3.4             | .7                   | ...          | ...                    | 11.9         | 4.5  |
| \$5 to \$9 .....   | ...                 | ...      | ...        | ...      | 242.0 | ...    | ...    | ...      | ...                 | ...           | 6.4             | 1.8                  | ...          | ...                    | 36.3         | 9.9  |
| \$10 to \$14 .....   | ...                 | ...      | ...        | ...      | 254.8 | ...    | ...    | ...      | ...                 | ...           | 8.8             | 1.5                  | ...          | ...                    | 42.3         | 6.6  |
| \$15 to \$19 .....   | ...                 | ...      | ...        | ...      | 70.1  | ...    | ...    | ...      | ...                 | ...           | 1.1             | .8                   | ...          | ...                    | 9.3          | 1.8  |
| \$20 to \$24 .....   | ...                 | ...      | ...        | ...      | 17.6  | ...    | ...    | ...      | ...                 | ...           | -               | -                    | ...          | ...                    | .5           | 1.5  |
| \$25 or more .....   | ...                 | ...      | ...        | ...      | 27.5  | ...    | ...    | ...      | ...                 | ...           | .6              | -                    | ...          | ...                    | 1.1          | 5.6  |
| Median .....   | ...                 | ...      | ...        | ...      | 10    | ...    | ...    | ...      | ...                 | ...           | 10              | ...                  | ...          | ...                    | 10           | 10   |
| <b>Condominium and Cooperative Fee</b>   |                     |          |            |          |       |        |        |          |                     |               |                 |                      |              |                        |              |      |
| Fee paid .....   | ...                 | ...      | ...        | ...      | 18.5  | ...    | ...    | ...      | ...                 | ...           | -               | -                    | ...          | ...                    | 1.6          | -    |
| Less than \$25 per month .....   | ...                 | ...      | ...        | ...      | -     | ...    | ...    | ...      | ...                 | ...           | -               | -                    | ...          | ...                    | -            | -    |
| \$25 to \$49 .....   | ...                 | ...      | ...        | ...      | .3    | ...    | ...    | ...      | ...                 | ...           | -               | -                    | ...          | ...                    | .3           | -    |
| \$50 to \$74 .....   | ...                 | ...      | ...        | ...      | .9    | ...    | ...    | ...      | ...                 | ...           | -               | -                    | ...          | ...                    | .3           | -    |
| \$75 to \$99 .....   | ...                 | ...      | ...        | ...      | 2.7   | ...    | ...    | ...      | ...                 | ...           | -               | -                    | ...          | ...                    | .5           | -    |
| \$100 to \$149 .....   | ...                 | ...      | ...        | ...      | 7.8   | ...    | ...    | ...      | ...                 | ...           | -               | -                    | ...          | ...                    | .3           | -    |
| \$150 to \$199 .....   | ...                 | ...      | ...        | ...      | 2.9   | ...    | ...    | ...      | ...                 | ...           | -               | -                    | ...          | ...                    | .3           | -    |
| \$200 or more per month .....  | ...                 | ...      | ...        | ...      | 2.5   | ...    | ...    | ...      | ...                 | ...           | -               | -                    | ...          | ...                    | -            | -    |
| Not reported .....   | ...                 | ...      | ...        | ...      | 1.6   | ...    | ...    | ...      | ...                 | ...           | -               | -                    | ...          | ...                    | -            | -    |
| Median .....   | ...                 | ...      | ...        | ...      | 130   | ...    | ...    | ...      | ...                 | ...           | ...             | ...                  | ...          | ...                    | ...          | ...  |
| <b>Other Housing Costs Per Month</b>   |                     |          |            |          |       |        |        |          |                     |               |                 |                      |              |                        |              |      |
| Homeowner association fee paid .....   | ...                 | ...      | ...        | ...      | 17.0  | ...    | ...    | ...      | ...                 | ...           | -               | -                    | ...          | ...                    | 1.6          | ...  |
| Median .....   | ...                 | ...      | ...        | ...      | 130   | ...    | ...    | ...      | ...                 | ...           | -               | -                    | ...          | ...                    | ...          | ...  |
| Mobile home park fee paid .....  | ...                 | ...      | ...        | ...      | .5    | ...    | ...    | ...      | ...                 | ...           | -               | -                    | ...          | ...                    | -            | .5   |
| Median .....   | ...                 | ...      | ...        | ...      | -     | ...    | ...    | ...      | ...                 | ...           | -               | -                    | ...          | ...                    | -            | -    |
| Land rent fee paid .....   | ...                 | ...      | ...        | ...      | -     | ...    | ...    | ...      | ...                 | ...           | -               | -                    | ...          | ...                    | .7           | 1.1  |
| Median .....   | ...                 | ...      | ...        | ...      | -     | ...    | ...    | ...      | ...                 | ...           | -               | -                    | ...          | ...                    | -            | -    |

Table 1-7. Financial Characteristics - All Housing Units—Con.

[Numbers in thousands. For meaning of symbols, see text.]

| Characteristics                                 | Total housing units | Seasonal | Year-round |          |               |        |        |          |                     |               |                 |                      | New construction 4 yrs | Mobile homes |                |               |      |
|---|---------------------|----------|------------|----------|---------------|--------|--------|----------|---------------------|---------------|-----------------|----------------------|------------------------|--------------|----------------|---------------|------|
|   |                     |          | Total      | Occupied |               |        | Vacant |          |                     |               |                 |                      |                        |              |                |               |      |
|   |                     |          |            | Total    | Owner         | Renter | Total  | For rent | Rental vacancy rate | For sale only | Rent-ed or sold | Occa-sional use/ URE |                        |              | Other vacant   |               |      |
| <b>OWNER HOUSING UNITS—Con.</b>                 |                     |          |            |          |               |        |        |          |                     |               |                 |                      |                        |              |                |               |      |
| <b>Value<sup>2</sup></b>                        |                     |          |            |          |               |        |        |          |                     |               |                 |                      |                        |              |                |               |      |
| Less than \$10,000 .....                        | ...                 | ...      | ...        | ...      | 15.5          | ...    | ...    | ...      | ...                 | ...           | 2.4             | ...                  | 2                      | ...          | ...            | -             | 13.8 |
| \$10,000 to \$19,999 .....                      | ...                 | ...      | ...        | ...      | 16.0          | ...    | ...    | ...      | ...                 | ...           | 3.1             | ...                  | .6                     | ...          | ...            | 1.4           | 10.9 |
| \$20,000 to \$29,999 .....                      | ...                 | ...      | ...        | ...      | 11.3          | ...    | ...    | ...      | ...                 | ...           | -               | ...                  | .4                     | ...          | ...            | -             | 2.1  |
| \$30,000 to \$39,999 .....                      | ...                 | ...      | ...        | ...      | 16.1          | ...    | ...    | ...      | ...                 | ...           | .4              | ...                  | .2                     | ...          | ...            | -             | 2.7  |
| \$40,000 to \$49,999 .....                      | ...                 | ...      | ...        | ...      | 25.0          | ...    | ...    | ...      | ...                 | ...           | -               | ...                  | -                      | ...          | ...            | -             | .5   |
| \$50,000 to \$59,999 .....                      | ...                 | ...      | ...        | ...      | 45.3          | ...    | ...    | ...      | ...                 | ...           | 2.2             | ...                  | .5                     | ...          | ...            | 3.3           | -    |
| \$60,000 to \$69,999 .....                      | ...                 | ...      | ...        | ...      | 73.5          | ...    | ...    | ...      | ...                 | ...           | 1.7             | ...                  | 1.0                    | ...          | ...            | 6.6           | -    |
| \$70,000 to \$79,999 .....                      | ...                 | ...      | ...        | ...      | 91.3          | ...    | ...    | ...      | ...                 | ...           | .2              | ...                  | -                      | ...          | ...            | 11.3          | -    |
| \$80,000 to \$89,999 .....                      | ...                 | ...      | ...        | ...      | 126.1         | ...    | ...    | ...      | ...                 | ...           | 5.9             | ...                  | 1.4                    | ...          | ...            | 22.2          | -    |
| \$90,000 to \$99,999 .....                      | ...                 | ...      | ...        | ...      | 74.9          | ...    | ...    | ...      | ...                 | ...           | 1.2             | ...                  | .2                     | ...          | ...            | 14.9          | -    |
| \$100,000 to \$119,999 .....                    | ...                 | ...      | ...        | ...      | 76.5          | ...    | ...    | ...      | ...                 | ...           | .8              | ...                  | -                      | ...          | ...            | 13.0          | -    |
| \$120,000 to \$149,999 .....                    | ...                 | ...      | ...        | ...      | 67.0          | ...    | ...    | ...      | ...                 | ...           | 1.9             | ...                  | -                      | ...          | ...            | 14.4          | -    |
| \$150,000 to \$199,999 .....                    | ...                 | ...      | ...        | ...      | 23.6          | ...    | ...    | ...      | ...                 | ...           | .3              | ...                  | .2                     | ...          | ...            | 4.4           | -    |
| \$200,000 to \$249,999 .....                    | ...                 | ...      | ...        | ...      | 9.2           | ...    | ...    | ...      | ...                 | ...           | -               | ...                  | -                      | ...          | ...            | 3.7           | -    |
| \$250,000 to \$299,999 .....                    | ...                 | ...      | ...        | ...      | 19.7          | ...    | ...    | ...      | ...                 | ...           | -               | ...                  | -                      | ...          | ...            | 6.1           | -    |
| \$300,000 or more .....                         | ...                 | ...      | ...        | ...      | ...           | ...    | ...    | ...      | ...                 | ...           | -               | ...                  | -                      | ...          | ...            | 3.1           | -    |
| Time shared units .....                         | ...                 | ...      | ...        | ...      | ...           | ...    | ...    | ...      | ...                 | ...           | -               | ...                  | -                      | ...          | ...            | 6.1           | -    |
| <b>Median</b> .....                             | ...                 | ...      | ...        | ...      | <b>88 176</b> | ...    | ...    | ...      | ...                 | ...           | <b>80 190</b>   | ...                  | ...                    | ...          | <b>107 685</b> | <b>11 114</b> |      |
| <b>Other Activities on Property<sup>3</sup></b> |                     |          |            |          |               |        |        |          |                     |               |                 |                      |                        |              |                |               |      |
| Commercial establishment .....                  | ...                 | ...      | ...        | ...      | 6.0           | ...    | ...    | ...      | ...                 | ...           | -               | ...                  | -                      | ...          | ...            | .3            | 1.0  |
| Medical or dental office .....                  | ...                 | ...      | ...        | ...      | 1.0           | ...    | ...    | ...      | ...                 | ...           | -               | ...                  | -                      | ...          | ...            | -             | .5   |
| Neither .....                                   | ...                 | ...      | ...        | ...      | 684.6         | ...    | ...    | ...      | ...                 | ...           | 20.3            | ...                  | 4.9                    | ...          | ...            | 101.1         | 29.0 |

<sup>1</sup>Rent asked for vacant units.

<sup>2</sup>Sales price for units that are for sale; purchase price for units sold but not yet occupied.

<sup>3</sup>Figures may not add to total because more than one category may apply to a unit.

Table 2-1. Introductory Characteristics - Occupied Units

(Numbers in thousands. For meaning of symbols, see text.)

| Characteristics                                | Total occupied units | Tenure |        | Housing unit characteristics |              |                   |          | Household characteristics |          |               |                    |                     | Selected subareas <sup>1</sup> |          |            |
|--|----------------------|--------|--------|------------------------------|--------------|-------------------|----------|---------------------------|----------|---------------|--------------------|---------------------|--------------------------------|----------|------------|
|  |                      | Owner  | Renter | New construction 4 yrs       | Mobile homes | Physical problems |          | Black                     | Hispanic | Elderly (65+) | Moved in past year | Below poverty level | Area one                       | Area two | Area three |
|  |                      |        |        |                              |              | Severe            | Moderate |                           |          |               |                    |                     |                                |          |            |
| <b>Total</b> .....                             | 1 079.8              | 691.1  | 388.7  | 130.9                        | 39.4         | 15.8              | 38.2     | 256.3                     | 15.9     | 153.8         | 242.5              | 114.2               | 160.3                          | 192.8    | 175.3      |
| <b>Tenure</b>                                  |                      |        |        |                              |              |                   |          |                           |          |               |                    |                     |                                |          |            |
| Owner occupied.....                            | 691.1                | 691.1  | ...    | 91.0                         | 28.0         | 8.2               | 17.3     | 108.6                     | 6.8      | 120.1         | 62.1               | 36.6                | 70.2                           | 114.4    | 107.8      |
| Percent of all occupied.....                   | 64.0                 | 100.0  | ...    | 69.5                         | 71.1         | 52.2              | 45.1     | 42.4                      | 42.5     | 78.1          | 25.6               | 32.1                | 43.8                           | 59.3     | 61.4       |
| Renter occupied.....                           | 388.7                | ...    | 388.7  | 39.9                         | 11.4         | 7.5               | 21.0     | 147.7                     | 9.1      | 33.7          | 180.4              | 77.6                | 90.2                           | 78.5     | 67.7       |
| <b>Race and Origin</b>                         |                      |        |        |                              |              |                   |          |                           |          |               |                    |                     |                                |          |            |
| White.....                                     | 806.5                | 573.8  | 232.7  | 110.2                        | 39.0         | 9.8               | 19.3     | ...                       | 13.0     | 125.2         | 160.3              | 50.4                | 62.1                           | 119.1    | 154.7      |
| Non-Hispanic.....                              | 793.5                | 567.9  | 225.6  | 108.6                        | 38.6         | 9.8               | 19.0     | ...                       | ...      | 125.2         | 154.4              | 49.2                | 61.0                           | 117.1    | 151.9      |
| Hispanic.....                                  | 13.0                 | 5.9    | 7.1    | 1.6                          | .4           | ...               | .3       | ...                       | 13.0     | ...           | 6.0                | 1.2                 | 1.2                            | 1.9      | 2.8        |
| Black.....                                     | 256.3                | 108.6  | 147.7  | 18.4                         | ...          | 5.7               | 18.9     | 256.3                     | .9       | 28.4          | 73.8               | 61.5                | 96.2                           | 70.2     | 17.5       |
| Other.....                                     | 17.0                 | 8.7    | 8.3    | 2.4                          | .4           | .3                | ...      | ...                       | 2.0      | .3            | 8.4                | 2.3                 | 2.0                            | 3.5      | 3.0        |
| Total Hispanic.....                            | 15.9                 | 6.8    | 9.1    | 1.8                          | .4           | ...               | .3       | ...                       | 15.9     | ...           | 6.8                | 1.7                 | 2.0                            | 2.4      | 3.8        |
| <b>Units in Structure</b>                      |                      |        |        |                              |              |                   |          |                           |          |               |                    |                     |                                |          |            |
| 1, detached.....                               | 708.8                | 619.9  | 88.9   | 89.6                         | ...          | 10.0              | 24.2     | 125.4                     | 7.0      | 119.5         | 81.8               | 48.5                | 75.4                           | 118.7    | 110.1      |
| 1, attached.....                               | 28.2                 | 17.0   | 11.1   | 2.2                          | ...          | ...               | 1.2      | 7.0                       | 1.1      | 1.4           | 9.5                | 2.6                 | 4.6                            | 5.5      | 7.1        |
| 2 to 4.....                                    | 73.6                 | 10.8   | 62.8   | 3.2                          | ...          | .5                | 5.0      | 29.6                      | 1.4      | 9.2           | 28.3               | 16.8                | 19.3                           | 13.7     | 8.7        |
| 5 to 9.....                                    | 82.7                 | 6.4    | 76.3   | 6.1                          | ...          | 3.2               | 3.8      | 39.9                      | 2.1      | 5.5           | 38.3               | 18.5                | 20.9                           | 23.8     | 14.7       |
| 10 to 19.....                                  | 88.3                 | 3.5    | 84.8   | 13.0                         | ...          | 1.6               | 1.9      | 37.8                      | 2.2      | 5.2           | 43.1               | 17.2                | 21.0                           | 16.7     | 19.7       |
| 20 to 49.....                                  | 40.2                 | 2.7    | 37.6   | 11.7                         | ...          | ...               | .8       | 11.6                      | 1.0      | .7            | 21.6               | 2.9                 | 4.9                            | 10.9     | 10.1       |
| 50 or more.....                                | 18.6                 | 2.7    | 15.8   | 3.5                          | ...          | ...               | .8       | 5.0                       | .8       | 8.8           | 5.9                | 4.8                 | 13.6                           | 2.9      | .5         |
| Mobile home or trailer.....                    | 39.4                 | 28.0   | 11.4   | 1.6                          | 39.4         | .6                | .4       | ...                       | .4       | 3.5           | 13.9               | 2.9                 | .7                             | .6       | 4.2        |
| <b>Cooperatives and Condominiums</b>           |                      |        |        |                              |              |                   |          |                           |          |               |                    |                     |                                |          |            |
| Cooperatives.....                              | .6                   | .6     | ...    | ...                          | ...          | ...               | ...      | .2                        | ...      | ...           | .2                 | ...                 | .2                             | .4       | ...        |
| Condominiums.....                              | 29.7                 | 22.1   | 7.6    | 2.4                          | ...          | ...               | .4       | 4.9                       | .4       | 4.1           | 6.2                | 2.2                 | 6.3                            | 7.5      | 6.4        |
| <b>Year Structure Built<sup>2</sup></b>        |                      |        |        |                              |              |                   |          |                           |          |               |                    |                     |                                |          |            |
| 1990 to 1994.....                              | 41.3                 | 26.8   | 14.5   | 41.3                         | ...          | .5                | .3       | 8.2                       | .5       | .8            | 33.6               | 1.4                 | 4.1                            | 7.4      | 5.7        |
| 1985 to 1989.....                              | 210.5                | 143.5  | 67.0   | 89.6                         | 5.8          | 2.0               | 1.5      | 26.0                      | 3.5      | 12.6          | 52.4               | 7.0                 | 5.7                            | 29.6     | 36.3       |
| 1980 to 1984.....                              | 134.1                | 94.9   | 39.1   | ...                          | 6.8          | 1.3               | 1.3      | 17.6                      | 2.0      | 9.3           | 22.3               | 7.5                 | 6.6                            | 21.6     | 29.5       |
| 1975 to 1979.....                              | 103.5                | 75.1   | 28.3   | ...                          | 10.2         | 1.5               | 1.2      | 13.5                      | .5       | 10.4          | 19.7               | 8.1                 | 1.8                            | 13.3     | 20.2       |
| 1970 to 1974.....                              | 154.5                | 86.4   | 68.0   | ...                          | 8.2          | 1.0               | 4.7      | 48.1                      | 3.2      | 15.5          | 36.9               | 17.9                | 14.9                           | 23.8     | 31.6       |
| 1960 to 1969.....                              | 230.5                | 140.5  | 90.0   | ...                          | 8.0          | 3.7               | 9.8      | 77.9                      | 3.5      | 42.8          | 39.3               | 34.2                | 47.9                           | 60.5     | 31.8       |
| 1950 to 1959.....                              | 96.3                 | 61.3   | 34.9   | ...                          | .5           | 1.9               | 6.0      | 32.7                      | 1.1      | 28.8          | 17.9               | 18.8                | 31.0                           | 21.2     | 12.3       |
| 1940 to 1949.....                              | 50.8                 | 28.6   | 22.3   | ...                          | ...          | 1.0               | 5.6      | 16.0                      | .5       | 15.3          | 10.5               | 9.7                 | 22.2                           | 10.1     | 4.0        |
| 1930 to 1939.....                              | 27.6                 | 14.4   | 13.3   | ...                          | ...          | 1.1               | 4.5      | 10.4                      | .8       | 6.6           | 5.3                | 6.0                 | 15.9                           | 2.6      | 1.5        |
| 1920 to 1929.....                              | 12.5                 | 7.0    | 5.5    | ...                          | ...          | 1.2               | 1.2      | 2.9                       | ...      | 3.9           | 2.9                | 1.6                 | 5.5                            | 1.7      | .8         |
| 1919 or earlier.....                           | 18.3                 | 12.6   | 5.8    | ...                          | ...          | .5                | 2.1      | 2.8                       | .3       | 7.9           | 1.7                | 2.0                 | 4.7                            | 1.0      | 1.8        |
| Median.....                                    | 1973                 | 1975   | 1972   | ...                          | 1976         | 1966              | 1959     | 1968                      | 1973     | 1963          | 1977               | 1966                | 1960                           | 1970     | 1976       |
| <b>Statistical Areas</b>                       |                      |        |        |                              |              |                   |          |                           |          |               |                    |                     |                                |          |            |
| Current units, in 1970 boundaries of SMSA..... | 845.1                | 506.2  | 338.9  | 94.9                         | 12.3         | 11.8              | 27.3     | 234.6                     | 13.2     | 113.7         | 204.9              | 91.8                | 160.3                          | 192.8    | 175.3      |
| 1970 central city(s).....                      | 160.3                | 70.2   | 90.2   | 7.6                          | .7           | 4.8               | 10.5     | 96.2                      | 2.0      | 34.4          | 39.8               | 41.4                | 160.3                          | ...      | ...        |
| 1970 balance of SMSA.....                      | 684.7                | 436.0  | 248.7  | 87.3                         | 11.6         | 7.0               | 16.7     | 138.4                     | 11.2     | 79.3          | 165.1              | 50.4                | ...                            | 192.8    | 175.3      |
| Current units, in 1983 boundaries of MSA.....  | 1 079.8              | 691.1  | 388.7  | 130.9                        | 39.4         | 15.8              | 38.2     | 256.3                     | 15.9     | 153.8         | 242.5              | 114.2               | 160.3                          | 192.8    | 175.3      |
| 1983 central city(s).....                      | 160.3                | 70.2   | 90.2   | 7.6                          | .7           | 4.8               | 10.5     | 96.2                      | 2.0      | 34.4          | 39.8               | 41.4                | 160.3                          | ...      | ...        |
| 1983 balance of MSA.....                       | 919.5                | 620.9  | 298.6  | 123.3                        | 38.8         | 11.0              | 27.7     | 160.1                     | 13.9     | 119.4         | 202.7              | 72.8                | ...                            | 192.8    | 175.3      |
| <b>Selected Geographic Areas</b>               |                      |        |        |                              |              |                   |          |                           |          |               |                    |                     |                                |          |            |
| Clayton County.....                            | 67.0                 | 43.5   | 23.5   | 8.9                          | 2.5          | ...               | 1.5      | 13.4                      | 1.0      | 8.0           | 17.2               | 4.5                 | ...                            | ...      | ...        |
| Cobb County.....                               | 175.3                | 107.8  | 67.7   | 20.0                         | 4.2          | 2.8               | 4.7      | 17.5                      | 3.6      | 21.1          | 45.0               | 10.8                | ...                            | ...      | 175.3      |
| Dekalb County.....                             | 204.4                | 119.7  | 84.6   | 20.3                         | .6           | 2.8               | 4.9      | 78.2                      | 2.7      | 26.2          | 49.9               | 23.5                | ...                            | 192.8    | ...        |
| Fulton County.....                             | 266.5                | 136.2  | 130.3  | 25.7                         | .7           | 4.4               | 13.0     | 121.4                     | 3.6      | 48.5          | 64.8               | 46.6                | 148.8                          | ...      | ...        |
| Gwinnett County.....                           | 132.0                | 99.2   | 32.8   | 20.0                         | 4.3          | 1.8               | 3.2      | 4.0                       | 2.3      | 9.8           | 28.3               | 6.5                 | ...                            | ...      | ...        |

<sup>1</sup>See back cover for details.<sup>2</sup>For mobile home, oldest category is 1939 or earlier.

Table 2-2. Height and Condition of Building - Occupied Units

[Numbers in thousands. For meaning of symbols, see text.]

| Characteristics                                     | Total occupied units | Tenure       |              | Housing unit characteristics |              |                   |             | Household characteristics |             |               |                    |                     | Selected subareas <sup>1</sup> |              |              |
|---|----------------------|--------------|--------------|------------------------------|--------------|-------------------|-------------|---------------------------|-------------|---------------|--------------------|---------------------|--------------------------------|--------------|--------------|
|   |                      | Owner        | Renter       | New construction 4 yrs       | Mobile homes | Physical problems |             | Black                     | Hispanic    | Elderly (65+) | Moved in past year | Below poverty level | Area one                       | Area two     | Area three   |
|   |                      |              |              |                              |              | Severe            | Moderate    |                           |             |               |                    |                     |                                |              |              |
| <b>Total</b>  | <b>1 079.8</b>       | <b>691.1</b> | <b>388.7</b> | <b>130.9</b>                 | <b>39.4</b>  | <b>15.8</b>       | <b>38.2</b> | <b>256.3</b>              | <b>15.9</b> | <b>153.8</b>  | <b>242.5</b>       | <b>114.2</b>        | <b>160.3</b>                   | <b>192.8</b> | <b>175.3</b> |
| <b>Stories In Structure</b>                         |                      |              |              |                              |              |                   |             |                           |             |               |                    |                     |                                |              |              |
| 1   | 434.2                | 331.7        | 102.5        | 33.3                         | 38.7         | 2.8               | 23.6        | 94.8                      | 5.8         | 93.4          | 66.2               | 47.6                | 65.7                           | 61.5         | 48.9         |
| 2   | 443.7                | 265.9        | 177.8        | 52.0                         | 7            | 9.3               | 12.7        | 124.7                     | 6.9         | 41.6          | 108.9              | 46.5                | 65.0                           | 88.6         | 78.5         |
| 3   | 183.2                | 94.4         | 88.8         | 46.0                         | -            | 1.2               | 3.3         | 32.5                      | 3.1         | 9.4           | 59.4               | 9.1                 | 13.4                           | 45.7         | 48.6         |
| 4 to 6  | 4.8                  | 6            | 4.2          | 1.9                          | -            | -                 | -           | 1.6                       | -           | 1.0           | 2.5                | 1.1                 | 2.4                            | 3            | 3            |
| 7 or more   | 13.6                 | 2.8          | 10.7         | 1.8                          | -            | -                 | 3           | 3.0                       | 7           | 7.2           | 2.6                | 3.8                 | 12.0                           | 1.2          | 3            |
| <b>Stories Between Main and Apartment Entrances</b> |                      |              |              |                              |              |                   |             |                           |             |               |                    |                     |                                |              |              |
| Multiunits, 2 or more floors                        | 267.9                | 21.1         | 246.8        | 35.0                         | -            | 5.0               | 9.8         | 108.8                     | 5.8         | 22.6          | 128.6              | 51.4                | 70.7                           | 62.1         | 49.6         |
| None (on same floor)                                | 135.9                | 9.4          | 126.5        | 14.4                         | -            | 4.3               | 5.4         | 62.1                      | 3.2         | 8.8           | 65.1               | 33.6                | 41.3                           | 30.9         | 18.9         |
| 1 (up or down)                                      | 78.9                 | 5.8          | 73.1         | 10.2                         | -            | 4                 | 2.6         | 31.4                      | 1.9         | 4.5           | 39.1               | 10.3                | 9.1                            | 23.2         | 23.2         |
| 2 or more (up or down)                              | 47.9                 | 5.1          | 42.8         | 10.0                         | -            | 3                 | 1.6         | 12.6                      | 4           | 6.3           | 19.9               | 7.1                 | 19.0                           | 16.3         | 6.5          |
| Not reported  | 5.2                  | 9            | 4.3          | 3                            | -            | -                 | 2           | 2.6                       | 3           | 1.1           | 2.4                | 4                   | 1.3                            | 1.6          | 1.1          |
| <b>Common Stairways</b>                             |                      |              |              |                              |              |                   |             |                           |             |               |                    |                     |                                |              |              |
| Multiunits, 2 or more floors                        | 267.9                | 21.1         | 246.8        | 35.0                         | -            | 5.0               | 9.8         | 108.8                     | 5.8         | 22.6          | 126.6              | 51.4                | 70.7                           | 62.1         | 49.6         |
| No common stairways                                 | 64.1                 | 7.0          | 57.2         | 2.8                          | -            | 2.2               | 3.7         | 30.8                      | 9           | 4.3           | 27.3               | 16.0                | 18.1                           | 11.8         | 10.3         |
| With common stairways                               | 200.9                | 13.2         | 187.7        | 32.2                         | -            | 2.8               | 6.1         | 78.8                      | 4.7         | 18.0          | 98.4               | 35.2                | 52.0                           | 49.4         | 36.4         |
| No loose steps                                      | 187.9                | 12.2         | 175.7        | 31.1                         | -            | 2.8               | 4.6         | 71.8                      | 3.5         | 16.6          | 92.9               | 32.9                | 48.8                           | 47.7         | 33.9         |
| Railings no loose                                   | 174.3                | 10.7         | 163.6        | 30.4                         | -            | 2.2               | 3.9         | 64.3                      | 3.5         | 15.0          | 87.5               | 30.1                | 43.2                           | 45.0         | 32.5         |
| Railings loose                                      | 4.4                  | -            | 4.4          | 3                            | -            | -                 | 4           | 2.9                       | -           | 7             | 1.7                | 5                   | 1.0                            | 1.8          | 3            |
| No railings   | 6.2                  | 9            | 5.3          | -                            | -            | 6                 | 2           | 4.0                       | -           | 4             | 2.3                | 2.1                 | 4.3                            | 5            | 2            |
| Status of railings not reported                     | 3.0                  | 6            | 2.4          | 5                            | -            | -                 | -           | 8                         | -           | 5             | 1.5                | 2                   | 2                              | 4            | 4            |
| Loose steps   | 12.0                 | 8            | 11.2         | 1.1                          | -            | -                 | 1.3         | 4.3                       | 1.2         | 1.0           | 5.4                | 1.6                 | 2.9                            | 1.5          | 4.1          |
| Railings no loose                                   | 8.7                  | 8            | 7.8          | 1.1                          | -            | -                 | -           | 2.8                       | 1.8         | 1.0           | 3.2                | 9                   | 2.3                            | 1.0          | 2.9          |
| Railings loose                                      | 2.7                  | -            | 2.7          | -                            | -            | -                 | 1.3         | 1.1                       | 4           | -             | 1.6                | 5                   | 5                              | 5            | 1.0          |
| No railings   | 4                    | -            | 4            | -                            | -            | -                 | -           | 4                         | -           | -             | 4                  | 2                   | 2                              | -            | 2            |
| Status of railings not reported                     | 2                    | -            | 2            | -                            | -            | -                 | -           | -                         | -           | -             | 2                  | -                   | 7                              | -            | 4            |
| Status of steps not reported                        | 1.1                  | 2            | 9            | -                            | -            | -                 | 2           | 6                         | -           | 4             | -                  | 7                   | 2                              | 2            | 4            |
| Status of stairways not reported                    | 2.8                  | 9            | 1.9          | -                            | -            | -                 | -           | 1.3                       | 3           | 3             | 1.0                | 2                   | 6                              | 1.0          | 9            |
| <b>Light Fixtures in Public Halls</b>               |                      |              |              |                              |              |                   |             |                           |             |               |                    |                     |                                |              |              |
| 2 or more units in structure                        | 303.4                | 26.1         | 277.3        | 37.5                         | -            | 5.3               | 12.4        | 124.0                     | 7.3         | 29.4          | 137.3              | 60.2                | 79.6                           | 68.0         | 53.8         |
| No public halls                                     | 129.5                | 13.7         | 115.7        | 9.8                          | -            | 2.0               | 7.4         | 61.4                      | 2.3         | 11.6          | 53.5               | 33.4                | 38.4                           | 24.1         | 19.6         |
| No light fixtures in public halls                   | 7                    | -            | 7            | -                            | -            | -                 | -           | 3                         | -           | 2             | 3                  | -                   | 3                              | 2            | 2            |
| All in working order                                | 106.9                | 7.3          | 99.7         | 21.3                         | -            | 1.2               | 2.4         | 34.5                      | 3.0         | 11.9          | 53.8               | 12.6                | 26.4                           | 26.4         | 17.1         |
| Some in working order                               | 3.2                  | -            | 3.2          | -                            | -            | 3                 | 2           | 2.5                       | -           | -             | 1.9                | 4                   | 1.0                            | 1.1          | 6            |
| None in working order                               | -                    | -            | -            | -                            | -            | -                 | -           | -                         | -           | -             | -                  | -                   | -                              | -            | -            |
| Unable to determine if working                      | 56.2                 | 4.4          | 51.8         | 5.6                          | -            | 1.8               | 1.9         | 22.8                      | 1.8         | 4.6           | 25.0               | 12.6                | 12.0                           | 14.4         | 13.6         |
| Not reported  | 6.9                  | 7            | 6.2          | 8                            | -            | -                 | 4           | 2.5                       | 3           | 1.1           | 2.7                | 1.2                 | 1.5                            | 1.8          | 2.7          |
| <b>Elevator on floor</b>                            |                      |              |              |                              |              |                   |             |                           |             |               |                    |                     |                                |              |              |
| Multiunits, 2 or more floors                        | 267.9                | 21.1         | 246.8        | 35.0                         | -            | 5.0               | 9.8         | 108.8                     | 5.8         | 22.6          | 126.6              | 51.4                | 70.7                           | 62.1         | 49.6         |
| With 1 or more elevators working                    | 15.7                 | 2.7          | 12.9         | 3.4                          | -            | -                 | 5           | 2.9                       | 6           | 6.2           | 3.8                | 4.2                 | 12.4                           | 1.6          | 5            |
| With elevator, none in working condition            | 2                    | -            | 2            | -                            | -            | -                 | -           | -                         | -           | -             | 2                  | -                   | 2                              | -            | -            |
| No elevator   | 249.2                | 17.9         | 231.3        | 31.4                         | -            | 4.8               | 9.2         | 104.6                     | 5.0         | 13.9          | 121.7              | 47.2                | 57.4                           | 59.7         | 47.9         |
| Units 3 or more floors from main entrance           | 5.5                  | 2            | 5.3          | 2.7                          | -            | -                 | -           | 1.7                       | -           | 4             | 2.6                | 2                   | 1.2                            | 1.7          | 1.4          |
| <b>Foundation</b>                                   |                      |              |              |                              |              |                   |             |                           |             |               |                    |                     |                                |              |              |
| 1 unit bldg. excl. mobile homes                     | 737.0                | 636.9        | 100.0        | 91.8                         | -            | 10.0              | 25.4        | 132.4                     | 8.1         | 120.9         | 91.3               | 51.0                | 80.0                           | 124.2        | 117.3        |
| With basement under all of building                 | 171.9                | 155.9        | 16.0         | 29.4                         | -            | 3.0               | 2.0         | 24.3                      | 1.8         | 24.9          | 18.8               | 7.3                 | 18.3                           | 28.9         | 36.8         |
| With basement under part of building                | 137.2                | 122.3        | 14.9         | 12.7                         | -            | 2.2               | 3.0         | 24.0                      | 2.1         | 23.9          | 13.5               | 9.6                 | 22.6                           | 23.5         | 22.7         |
| With crawl space                                    | 287.7                | 240.5        | 47.2         | 22.5                         | -            | 3.2               | 17.1        | 56.6                      | 1.6         | 54.7          | 33.0               | 24.7                | 30.8                           | 49.4         | 36.5         |
| On concrete slab                                    | 137.0                | 116.1        | 20.9         | 27.2                         | -            | 1.4               | 3.3         | 27.3                      | 2.6         | 16.8          | 25.5               | 8.3                 | 7.5                            | 22.2         | 20.6         |
| Other   | 3.2                  | 2.3          | 9            | -                            | -            | 2                 | -           | 2                         | -           | 9             | 5                  | 1.1                 | 8                              | 2            | 6            |
| <b>External Building Conditions<sup>2</sup></b>     |                      |              |              |                              |              |                   |             |                           |             |               |                    |                     |                                |              |              |
| Sagging roof  | 7.2                  | 1.1          | 6.1          | -                            | 6            | 2.2               | 1.2         | 4.8                       | 2           | 3             | 2.8                | 2.1                 | 1.9                            | 4            | 1.2          |
| Missing roofing material                            | 1.6                  | 4            | 1.2          | -                            | -            | 7                 | 7           | 1.1                       | -           | 9             | 3                  | 3                   | 6                              | -            | -            |
| Hole in roof  | 5                    | 3            | 2            | 3                            | -            | -                 | -           | 3                         | -           | -             | 3                  | -                   | -                              | 5            | -            |
| Could not see roof                                  | 26.8                 | 7.0          | 19.8         | 1.6                          | -            | 1.8               | 3.3         | 18.6                      | 5           | 5.6           | 7.2                | 11.6                | 20.3                           | 1.4          | 1.5          |
| Missing bricks, siding, other outside wall material | 9.3                  | 3.9          | 5.5          | -                            | 6            | 3                 | 2.0         | 3.9                       | 3           | 4             | 3.0                | 2.1                 | 2.9                            | -            | 3.1          |
| Sloping outside walls                               | 4.5                  | 8            | 3.8          | -                            | -            | 1.9               | 7           | 3.4                       | 2           | 8             | 2.0                | 2.2                 | 2.2                            | 2            | 1.3          |
| Boarded up windows                                  | 2.0                  | 7            | 1.3          | 1                            | -            | 5                 | 3           | 1.3                       | -           | 2             | 3                  | 1.5                 | 1.5                            | -            | -            |
| Broken windows                                      | 4.7                  | 1.6          | 3.0          | -                            | -            | 1.2               | 7           | 2.8                       | -           | 1.0           | 1.8                | 2.1                 | 2.8                            | 6            | 5            |
| Bars on windows                                     | 13.8                 | 6.5          | 7.4          | 3                            | -            | 1.5               | 2.1         | 10.8                      | -           | 1.4           | 5.9                | 3.4                 | 5.9                            | 6.7          | -            |
| Foundation crumbling or has open crack or hole      | 12.3                 | 3.3          | 8.9          | -                            | 6            | 1.6               | 2.4         | 5.4                       | -           | 2.3           | 4.1                | 4.2                 | 3.0                            | 5            | 3.8          |
| Could not see foundation                            | 11.4                 | 3.3          | 8.1          | 6                            | -            | 4                 | 2.8         | 9.1                       | 5           | 2.0           | 3.6                | 3.8                 | 9.1                            | 6            | 2            |
| None of the above                                   | 989.1                | 654.2        | 334.9        | 126.7                        | 37.0         | 8.7               | 30.4        | 215.0                     | 15.5        | 139.0         | 215.2              | 86.1                | 126.8                          | 187.0        | 167.2        |
| Could not observe or not reported                   | 31.6                 | 21.0         | 10.6         | 6.4                          | 1.6          | -                 | 3           | 4.3                       | 3           | 4.3           | 5.4                | 2.7                 | 1.0                            | 1.7          | 2.0          |
| <b>Site Placement</b>                               |                      |              |              |                              |              |                   |             |                           |             |               |                    |                     |                                |              |              |
| Mobile homes  | 39.4                 | 28.0         | 11.4         | 1.6                          | 39.4         | 6                 | 4           | -                         | 4           | 3.5           | 13.9               | 2.9                 | 7                              | 6            | 4.2          |
| First site  | 19.2                 | 16.0         | 3.2          | -                            | 19.2         | 6                 | -           | -                         | -           | 9             | 5.4                | 3                   | -                              | 6            | 2.5          |
| Moved from another site                             | 7.6                  | 5.9          | 1.7          | 1.6                          | 7.6          | -                 | -           | -                         | -           | 1.2           | 2.2                | 5                   | -                              | 7            | -            |
| Don't know  | 10.1                 | 4.8          | 5.4          | -                            | 10.1         | -                 | 4           | -                         | 4           | 1.4           | 5.7                | 2.1                 | -                              | -            | 1.1          |
| Not reported  | 2.6                  | 1.5          | 1.1          | -                            | 2.6          | -                 | -           | -                         | -           | -             | -                  | -                   | 7                              | -            | -            |
| <b>Previous Occupancy</b>                           |                      |              |              |                              |              |                   |             |                           |             |               |                    |                     |                                |              |              |
| Unit built 1980 or later                            | 385.9                | 265.2        | 120.7        | 130.9                        | 12.6         | 3.8               | 3.1         | 51.9                      | 6.0         | 22.7          | 108.3              | 16.0                | 16.4                           | 58.5         | 71.5         |
| Not previously occupied                             | 200.1                | 182.5        | 17.6         | 94.5                         | 5.4          | 2.0               | 1.0         | 21.1                      | 2.0         | 13.7          | 31.8               | 4.8                 | 8.8                            | 27.6         | 30.5         |
| Not reported  | 32.1                 | 14.8         | 17.3         | 7.5                          | 2.4          | 5                 | 6           | 7.1                       | -           | 3.1           | 9.2                | 4.7                 | 4.3                            | 3.3          | 7.3          |

<sup>1</sup>See back cover for details.

<sup>2</sup>Figures may not add to total because more than one category may apply to a unit.

**Table 2-3. Size of Unit and Lot - Occupied Units**

[Numbers in thousands. For meaning of symbols, see text.]

| Characteristics                         | Total occupied units | Tenure |        | Housing unit characteristics |              |                   |          | Household characteristics |          |               |                    |                     | Selected subareas <sup>1</sup> |          |            |
|---|----------------------|--------|--------|------------------------------|--------------|-------------------|----------|---------------------------|----------|---------------|--------------------|---------------------|--------------------------------|----------|------------|
|   |                      | Owner  | Renter | New construction 4 yrs       | Mobile homes | Physical problems |          | Black                     | Hispanic | Elderly (65+) | Moved in past year | Below poverty level | Area one                       | Area two | Area three |
|   |                      |        |        |                              |              | Severe            | Moderate |                           |          |               |                    |                     |                                |          |            |
| <b>Total</b> .....                      | 1 079.8              | 691.1  | 388.7  | 130.9                        | 39.4         | 15.8              | 38.2     | 256.3                     | 15.9     | 153.8         | 242.5              | 114.2               | 180.3                          | 192.8    | 175.3      |
| <b>Rooms</b>                            |                      |        |        |                              |              |                   |          |                           |          |               |                    |                     |                                |          |            |
| 1 room.....                             | 3.7                  | .4     | 3.3    | -                            | -            | 1.1               | .8       | 1.5                       | -        | 1.2           | 1.8                | 1.1                 | 2.7                            | .9       | -          |
| 2 rooms.....                            | 6.1                  | 1.4    | 4.7    | .8                           | -            | .3                | .8       | 2.5                       | .4       | 1.5           | 2.3                | 2.7                 | 4.8                            | .6       | -          |
| 3 rooms.....                            | 65.4                 | 5.1    | 60.4   | 7.1                          | .9           | 1.6               | 3.1      | 24.4                      | 1.4      | 9.8           | 30.6               | 18.9                | 20.7                           | 12.8     | 12.5       |
| 4 rooms.....                            | 166.2                | 44.0   | 122.2  | 19.8                         | 17.8         | 3.1               | 9.9      | 54.0                      | 4.3      | 25.7          | 63.2               | 30.2                | 33.7                           | 25.7     | 27.3       |
| 5 rooms.....                            | 250.5                | 135.8  | 114.7  | 23.5                         | 15.2         | 3.5               | 11.2     | 70.6                      | 3.6      | 38.4          | 64.2               | 27.6                | 38.0                           | 40.7     | 39.6       |
| 6 rooms.....                            | 244.5                | 190.0  | 54.6   | 28.8                         | 3.5          | 2.5               | 8.1      | 50.3                      | 3.2      | 36.6          | 39.4               | 21.8                | 33.1                           | 38.9     | 36.7       |
| 7 rooms.....                            | 152.6                | 135.1  | 17.5   | 15.7                         | 1.2          | 1.4               | 2.6      | 31.7                      | 1.3      | 25.1          | 19.6               | 9.2                 | 17.8                           | 28.7     | 25.7       |
| 8 rooms.....                            | 108.2                | 102.7  | 5.5    | 18.6                         | -            | .6                | 1.5      | 13.0                      | 1.2      | 12.2          | 10.7               | 3.2                 | 6.0                            | 24.8     | 17.6       |
| 9 rooms.....                            | 51.6                 | 47.4   | 4.2    | 8.7                          | .8           | .5                | .3       | 4.5                       | .5       | 3.2           | 7.6                | 1.5                 | 2.5                            | 12.2     | 10.6       |
| 10 rooms or more.....                   | 31.1                 | 29.3   | 1.8    | 8.0                          | -            | 1.1               | -        | 3.8                       | -        | 2.1           | 3.0                | .2                  | .9                             | 7.4      | 5.4        |
| <b>Median</b> .....                     | 5.7                  | 6.3    | 4.5    | 6.0                          | 4.6          | 5.0               | 4.9      | 5.1                       | 5.0      | 5.6           | 4.9                | 4.7                 | 5.0                            | 5.9      | 5.7        |
| <b>Bedrooms</b>                         |                      |        |        |                              |              |                   |          |                           |          |               |                    |                     |                                |          |            |
| None.....                               | 7.8                  | .9     | 6.8    | .3                           | -            | 1.4               | 1.4      | 3.1                       | -        | 2.5           | 3.7                | 3.6                 | 5.4                            | 1.5      | -          |
| 1.....                                  | 102.8                | 10.1   | 92.7   | 17.0                         | .9           | 2.1               | 5.2      | 35.6                      | 2.4      | 13.9          | 48.2               | 19.1                | 30.5                           | 20.6     | 18.4       |
| 2.....                                  | 311.6                | 123.2  | 188.4  | 23.4                         | 26.3         | 5.3               | 16.8     | 94.8                      | 6.1      | 55.6          | 97.4               | 46.5                | 60.5                           | 58.0     | 52.7       |
| 3.....                                  | 465.7                | 383.7  | 82.0   | 58.8                         | 11.3         | 4.8               | 11.6     | 94.8                      | 5.7      | 65.8          | 70.7               | 34.2                | 49.1                           | 72.0     | 68.7       |
| 4 or more.....                          | 191.9                | 173.2  | 18.7   | 31.4                         | 1.0          | 2.1               | 3.2      | 28.2                      | 1.7      | 16.0          | 22.6               | 10.7                | 14.7                           | 40.6     | 35.6       |
| <b>Median</b> .....                     | 2.8                  | 3.1    | 2.0    | 2.9                          | 2.2          | 2.3               | 2.2      | 2.4                       | 2.4      | 2.6           | 2.2                | 2.2                 | 2.2                            | 2.7      | 2.7        |
| <b>Complete Bathrooms</b>               |                      |        |        |                              |              |                   |          |                           |          |               |                    |                     |                                |          |            |
| None.....                               | 4.2                  | .2     | 4.0    | .3                           | -            | 2.6               | .2       | 2.0                       | -        | .4            | 2.2                | 2.0                 | 1.3                            | 1.2      | .2         |
| 1.....                                  | 347.2                | 128.6  | 218.6  | 21.8                         | 23.1         | 5.9               | 26.6     | 132.8                     | 5.9      | 71.9          | 107.0              | 76.3                | 102.8                          | 54.1     | 45.6       |
| 1 and one-half.....                     | 122.6                | 78.0   | 44.7   | 3.8                          | 2.5          | 1.2               | 4.9      | 37.6                      | 2.9      | 20.5          | 25.2               | 15.1                | 18.9                           | 24.7     | 18.7       |
| 2 or more.....                          | 605.8                | 484.3  | 121.5  | 105.0                        | 13.8         | 6.1               | 6.5      | 83.9                      | 7.1      | 61.0          | 108.2              | 20.9                | 37.3                           | 112.8    | 110.7      |
| <b>Square Footage of Unit</b>           |                      |        |        |                              |              |                   |          |                           |          |               |                    |                     |                                |          |            |
| Single detached and mobile homes.....   | 747.6                | 648.0  | 99.6   | 91.2                         | 38.8         | 10.5              | 24.6     | 125.4                     | 7.4      | 123.0         | 95.1               | 51.4                | 75.4                           | 119.3    | 114.3      |
| Less than 500.....                      | 3.7                  | .8     | 2.9    | -                            | 1.2          | .8                | .6       | 1.5                       | -        | .9            | 2.0                | 1.3                 | .8                             | .4       | -          |
| 500 to 749.....                         | 21.2                 | 14.0   | 7.2    | .2                           | 10.6         | .4                | 1.7      | 4.4                       | .7       | 6.1           | 4.6                | 4.4                 | 2.7                            | 2.3      | 2.7        |
| 750 to 999.....                         | 36.8                 | 26.4   | 10.5   | 1.1                          | 11.4         | 1.1               | 3.0      | 8.8                       | .2       | 11.9          | 7.0                | 3.6                 | 7.3                            | 3.2      | 4.1        |
| 1,000 to 1,499.....                     | 150.5                | 124.0  | 26.5   | 14.5                         | 6.7          | 2.4               | 7.8      | 30.6                      | 1.7      | 27.0          | 16.3               | 14.0                | 14.2                           | 16.4     | 18.9       |
| 1,500 to 1,999.....                     | 184.7                | 164.9  | 19.8   | 25.1                         | 1.7          | 2.0               | 4.1      | 30.0                      | 2.0      | 28.8          | 22.3               | 9.2                 | 11.2                           | 32.3     | 27.8       |
| 2,000 to 2,499.....                     | 116.1                | 109.0  | 7.1    | 16.6                         | .5           | .5                | 1.4      | 12.3                      | 1.3      | 13.7          | 13.4               | 5.7                 | 7.3                            | 23.5     | 18.7       |
| 2,500 to 2,999.....                     | 58.4                 | 53.8   | 4.6    | 9.2                          | -            | .6                | .9       | 4.9                       | .6       | 6.2           | 9.2                | 2.2                 | 3.8                            | 11.8     | 12.6       |
| 3,000 to 3,999.....                     | 66.5                 | 63.7   | 2.9    | 11.8                         | .8           | .3                | .7       | 6.6                       | -        | 6.3           | 6.9                | 1.5                 | 3.9                            | 12.9     | 10.6       |
| 4,000 or more.....                      | 45.5                 | 41.7   | 3.8    | 10.0                         | .5           | .7                | -        | 4.9                       | .3       | 6.0           | 5.3                | 2.4                 | 6.0                            | 6.1      | 9.2        |
| Not reported (includes don't know)..... | 64.1                 | 49.7   | 14.4   | 2.6                          | 5.4          | 1.9               | 4.2      | 21.5                      | .6       | 16.2          | 8.1                | 6.9                 | 18.4                           | 10.4     | 8.7        |
| <b>Median</b> .....                     | 1 851                | 1 906  | 1 416  | 2 102                        | 857          | 1 449             | 1 309    | 1 612                     | 1 697    | 1 631         | 1 805              | 1 459               | 1 660                          | 1 998    | 1 970      |
| <b>Lot Size</b>                         |                      |        |        |                              |              |                   |          |                           |          |               |                    |                     |                                |          |            |
| Less than one-eighth acre.....          | 18.8                 | 14.6   | 4.2    | .9                           | 4.0          | .8                | .8       | 3.4                       | 6        | 3.6           | 4.5                | 2.0                 | 2.2                            | 5.4      | 1.8        |
| One-eighth up to one-quarter acre.....  | 42.3                 | 36.6   | 5.7    | 5.5                          | 3.6          | .9                | 2.6      | 13.3                      | .8       | 8.4           | 5.7                | 2.2                 | 9.8                            | 11.6     | 4.0        |
| One-quarter up to one-half acre.....    | 139.6                | 122.5  | 17.1   | 21.6                         | 2.6          | .9                | 4.2      | 23.9                      | 2.2      | 22.3          | 17.7               | 7.6                 | 13.7                           | 36.6     | 21.9       |
| One-half up to one acre.....            | 229.7                | 208.7  | 21.1   | 27.5                         | 3.6          | 3.7               | 4.1      | 23.6                      | 2.4      | 27.4          | 26.6               | 9.9                 | 8.6                            | 36.2     | 51.5       |
| 1 to 4 acres.....                       | 187.1                | 153.9  | 13.2   | 24.7                         | 10.5         | 2.0               | 4.4      | 17.1                      | .8       | 27.4          | 19.5               | 11.5                | 8.0                            | 10.7     | 20.5       |
| 5 to 9 acres.....                       | 22.8                 | 21.2   | 1.7    | 2.5                          | .5           | -                 | .3       | .3                        | .3       | 4.0           | 3.1                | 1.1                 | .3                             | .8       | 1.8        |
| 10 acres or more.....                   | 26.3                 | 23.2   | 3.1    | 3.3                          | -            | .6                | 2.1      | .6                        | -        | 8.5           | 2.0                | 2.8                 | .2                             | .9       | .6         |
| Don't know.....                         | 111.0                | 71.2   | 39.8   | 5.9                          | 12.5         | 1.7               | 6.9      | 47.0                      | 1.5      | 21.4          | 21.8               | 15.9                | 33.0                           | 18.7     | 16.4       |
| Not reported.....                       | 18.1                 | 13.1   | 5.0    | 1.6                          | 1.4          | -                 | .4       | 3.3                       | -        | 1.5           | 3.8                | 1.0                 | 4.2                            | 3.9      | 3.1        |
| <b>Median</b> .....                     | .77                  | .78    | .64    | .77                          | .80          | .76               | .70      | .51                       | .49      | .80           | .72                | .84                 | .42                            | .48      | .73        |
| <b>Persons Per Room</b>                 |                      |        |        |                              |              |                   |          |                           |          |               |                    |                     |                                |          |            |
| 0.50 or less.....                       | 759.5                | 505.9  | 253.6  | 100.5                        | 22.9         | 10.5              | 22.8     | 151.1                     | 8.8      | 136.3         | 160.8              | 68.4                | 107.0                          | 143.8    | 127.5      |
| 0.51 to 1.00.....                       | 303.2                | 179.2  | 123.9  | 29.4                         | 16.6         | 4.6               | 13.0     | 97.8                      | 6.4      | 16.0          | 76.6               | 39.1                | 49.3                           | 45.2     | 46.2       |
| 1.01 to 1.50.....                       | 15.6                 | 5.6    | 10.0   | 1.0                          | -            | .4                | 2.4      | 6.8                       | .7       | 1.8           | 4.6                | 5.2                 | 3.6                            | 3.3      | 1.6        |
| 1.51 or more.....                       | 1.6                  | .3     | 1.2    | -                            | -            | .3                | -        | .8                        | -        | -             | .5                 | 1.5                 | .5                             | .5       | -          |
| <b>Square Feet Per Person</b>           |                      |        |        |                              |              |                   |          |                           |          |               |                    |                     |                                |          |            |
| Single detached and mobile homes.....   | 747.6                | 648.0  | 99.6   | 91.2                         | 38.8         | 10.5              | 24.6     | 125.4                     | 7.4      | 123.0         | 95.1               | 51.4                | 75.4                           | 119.3    | 114.3      |
| Less than 200.....                      | 11.8                 | 5.8    | 6.0    | .2                           | 3.4          | .7                | 1.3      | 3.7                       | .7       | 1.8           | 3.4                | 4.5                 | 1.2                            | 1.5      | .8         |
| 200 to 299.....                         | 35.8                 | 27.6   | 8.2    | 1.4                          | 3.8          | .2                | 3.6      | 11.3                      | .5       | 3.5           | 3.9                | 3.0                 | 5.5                            | 5.3      | 4.1        |
| 300 to 399.....                         | 65.3                 | 49.4   | 15.8   | 6.0                          | 8.9          | 1.1               | 2.7      | 15.0                      | 1.1      | 6.5           | 10.3               | 3.2                 | 4.3                            | 8.7      | 7.5        |
| 400 to 499.....                         | 72.9                 | 62.3   | 10.6   | 7.6                          | 3.3          | 1.4               | 2.4      | 12.9                      | .7       | 5.9           | 9.5                | 3.2                 | 7.5                            | 8.2      | 8.9        |
| 500 to 599.....                         | 67.1                 | 60.1   | 7.0    | 10.7                         | 1.9          | .3                | 1.8      | 13.8                      | 1.1      | 8.7           | 8.1                | 2.9                 | 2.5                            | 12.4     | 13.4       |
| 600 to 699.....                         | 73.1                 | 63.3   | 9.8    | 9.3                          | 1.8          | -                 | 1.5      | 9.0                       | .8       | 9.0           | 10.3               | 2.8                 | 4.4                            | 8.6      | 12.1       |
| 700 to 799.....                         | 58.9                 | 52.8   | 6.1    | 6.9                          | 5.4          | .8                | 1.8      | 7.3                       | 1.0      | 9.7           | 5.6                | 1.5                 | 6.1                            | 8.5      | 9.9        |
| 800 to 899.....                         | 48.3                 | 45.1   | 3.2    | 7.8                          | .5           | .3                | .6       | 3.0                       | -        | 8.9           | 4.3                | 2.0                 | 1.1                            | 8.0      | 10.3       |
| 900 to 999.....                         | 42.4                 | 39.6   | 2.8    | 6.7                          | 1.3          | 1.2               | 2.5      | 5.8                       | .3       | 10.2          | 5.7                | 3.3                 | 3.8                            | 7.3      | 6.1        |
| 1,000 to 1,499.....                     | 112.5                | 105.2  | 7.3    | 18.7                         | 1.7          | 2.2               | 2.5      | 8                         | -        | 11.5          | .8                 | 9.2                 | 8.8                            | 23.0     | 15.8       |
| 1,500 or more.....                      | 95.6                 | 87.1   | 8.3    | 13.2                         | 1.5          | .6                | 1.9      | 8                         | -        | 19.8          | 11.5               | 8.9                 | 12.0                           | 17.3     | 16.8       |
| Not reported.....                       | 64.1                 | 49.7   | 14.4   | 2.6                          | 5.4          | 1.9               | 4.2      | 21.5                      | .6       | 16.2          | 8.1                | 6.9                 | 18.4                           | 10.4     | 8.7        |
| <b>Median</b> .....                     | 727                  | 758    | 528    | 627                          | 420          | 798               | 507      | 587                       | 541      | 694           | 680                | 662                 | 751                            | 814      | 761        |

<sup>1</sup>See back cover for details.

Table 2-4. Selected Equipment and Plumbing - Occupied Units

[Numbers in thousands. For meaning of symbols, see text.]

| Characteristics   | Total occupied units | Tenure       |              | Housing unit characteristics |              |                   |             | Household characteristics |             |               |                    |                     | Selected subareas <sup>1</sup> |              |              |
|---|----------------------|--------------|--------------|------------------------------|--------------|-------------------|-------------|---------------------------|-------------|---------------|--------------------|---------------------|--------------------------------|--------------|--------------|
|   |                      | Owner        | Renter       | New construction 4 yrs       | Mobile homes | Physical problems |             | Black                     | Hispanic    | Elderly (65+) | Moved in past year | Below poverty level | Area one                       | Area two     | Area three   |
|   |                      |              |              |                              |              | Severe            | Moderate    |                           |             |               |                    |                     |                                |              |              |
| <b>Total</b> .....  | <b>1 079.8</b>       | <b>691.1</b> | <b>388.7</b> | <b>130.9</b>                 | <b>39.4</b>  | <b>15.8</b>       | <b>38.2</b> | <b>256.3</b>              | <b>15.9</b> | <b>153.8</b>  | <b>242.5</b>       | <b>114.2</b>        | <b>160.3</b>                   | <b>192.8</b> | <b>175.3</b> |
| <b>Equipment<sup>2</sup></b>                                      |                      |              |              |                              |              |                   |             |                           |             |               |                    |                     |                                |              |              |
| Lacking complete kitchen facilities.....                          | 4.1                  | .3           | 3.7          | -                            | -            | 1.7               | 2.4         | 2.2                       | -           | 1.0           | 2.7                | 1.5                 | 1.9                            | .9           | .4           |
| With complete kitchen (sink, refrigerator and burners).....       | 1 075.8              | 690.8        | 385.0        | 130.9                        | 39.4         | 14.1              | 35.8        | 254.1                     | 15.9        | 152.8         | 239.8              | 112.7               | 156.4                          | 191.9        | 174.9        |
| Kitchen sink.....   | 1 057.6              | 677.7        | 379.9        | 130.6                        | 39.4         | 15.8              | 36.7        | 252.8                     | 15.3        | 149.1         | 237.0              | 111.5               | 157.7                          | 185.7        | 168.2        |
| Refrigerator.....   | 1 077.0              | 690.9        | 386.2        | 130.9                        | 39.4         | 14.1              | 37.0        | 254.5                     | 15.9        | 153.4         | 240.4              | 112.9               | 158.7                          | 192.2        | 175.3        |
| Less than 5 years old.....  | 429.9                | 264.1        | 165.8        | 103.1                        | 15.7         | 6.0               | 13.2        | 107.9                     | 6.4         | 45.0          | 132.8              | 46.8                | 61.3                           | 76.2         | 68.7         |
| Age not reported.....   | 25.1                 | 5.9          | 19.1         | 2.0                          | .6           | .3                | 1.1         | 10.4                      | .6          | 1.9           | 11.6               | 5.4                 | 4.4                            | 2.8          | 10.4         |
| Burners and oven.....   | 1 076.6              | 690.6        | 385.9        | 130.9                        | 39.4         | 14.4              | 36.8        | 254.8                     | 15.9        | 152.8         | 240.7              | 112.7               | 158.7                          | 192.5        | 174.9        |
| Less than 5 years old.....  | 360.3                | 234.4        | 125.9        | 121.5                        | 8.0          | 4.3               | 11.1        | 92.0                      | 6.0         | 34.9          | 110.8              | 36.7                | 48.6                           | 63.5         | 50.5         |
| Age not reported.....   | 26.3                 | 7.3          | 19.0         | 2.4                          | 1.3          | -                 | .7          | 8.7                       | .7          | 2.7           | 12.1               | 5.0                 | 3.7                            | 1.7          | 11.7         |
| Burners only.....   | .4                   | .4           | -            | -                            | -            | -                 | -           | -                         | -           | -             | -                  | -                   | -                              | -            | -            |
| Less than 5 years old.....  | -                    | -            | -            | -                            | -            | -                 | -           | -                         | -           | -             | -                  | -                   | -                              | -            | -            |
| Age not reported.....   | -                    | -            | -            | -                            | -            | -                 | -           | -                         | -           | -             | -                  | -                   | -                              | -            | -            |
| Oven only.....  | .3                   | -            | .3           | -                            | -            | -                 | .3          | -                         | -           | -             | -                  | -                   | -                              | -            | -            |
| Less than 5 years old.....  | -                    | -            | -            | -                            | -            | -                 | -           | -                         | -           | -             | -                  | -                   | -                              | -            | -            |
| Age not reported.....   | -                    | -            | -            | -                            | -            | -                 | -           | -                         | -           | -             | -                  | -                   | -                              | -            | -            |
| Neither burners nor oven.....                                     | 2.5                  | -            | 2.5          | -                            | -            | 1.4               | 1.1         | 1.6                       | -           | 1.0           | 1.8                | 1.5                 | 1.6                            | .3           | .4           |
| Dishwasher.....   | 774.4                | 537.2        | 237.2        | 122.1                        | 7.8          | 7.7               | 10.3        | 126.9                     | 12.4        | 80.1          | 174.2              | 37.3                | 61.6                           | 153.3        | 146.3        |
| Less than 5 years old.....  | 315.8                | 223.3        | 92.5         | 115.2                        | 4.6          | 3.3               | 4.1         | 49.6                      | 5.4         | 22.5          | 90.0               | 12.2                | 19.9                           | 59.8         | 50.5         |
| Age not reported.....   | 21.7                 | 6.9          | 14.7         | 2.2                          | .7           | .7                | .2          | 4.6                       | .3          | 1.0           | 7.7                | 1.4                 | 1.9                            | 1.2          | 10.7         |
| Washing machine.....  | 873.4                | 684.5        | 208.9        | 116.8                        | 30.5         | 11.1              | 27.2        | 155.7                     | 10.4        | 127.7         | 140.4              | 61.6                | 95.2                           | 147.9        | 146.4        |
| Less than 5 years old.....  | 354.6                | 251.0        | 103.6        | 74.8                         | 12.8         | 2.4               | 11.4        | 62.6                      | 6.1         | 36.3          | 81.0               | 24.7                | 33.4                           | 57.7         | 57.4         |
| Age not reported.....   | 13.1                 | 6.5          | 6.6          | 1.6                          | .6           | .6                | .4          | 4.2                       | -           | 2.9           | 2.7                | 3.0                 | 4.7                            | 1.8          | 3.4          |
| Clothes dryer.....  | 634.9                | 648.5        | 186.4        | 116.5                        | 30.0         | 9.3               | 22.1        | 129.5                     | 10.1        | 114.2         | 136.1              | 47.2                | 79.5                           | 141.5        | 145.8        |
| Less than 5 years old.....  | 323.6                | 231.8        | 91.8         | 72.9                         | 12.2         | 2.1               | 9.5         | 51.4                      | 5.9         | 30.8          | 77.1               | 20.1                | 25.8                           | 55.5         | 53.2         |
| Age not reported.....   | 12.5                 | 6.5          | 6.0          | 2.5                          | .9           | .3                | -           | 2.0                       | .3          | 1.8           | 3.6                | .9                  | 1.9                            | 2.6          | 3.8          |
| Disposal in kitchen sink.....                                     | 467.9                | 282.3        | 185.6        | 84.2                         | 2.5          | 4.5               | 6.7         | 85.8                      | 9.7         | 43.4          | 125.4              | 23.7                | 45.6                           | 115.2        | 107.5        |
| Less than 5 years old.....  | 203.4                | 128.8        | 74.6         | 76.6                         | 1.1          | 1.8               | 3.1         | 33.6                      | 3.9         | 17.3          | 65.3               | 7.6                 | 18.5                           | 45.4         | 42.1         |
| Age not reported.....   | 18.8                 | 5.2          | 13.6         | 2.9                          | .9           | -                 | .4          | 4.9                       | .6          | .2            | 8.4                | 1.5                 | 1.1                            | .8           | 10.2         |
| Air conditioning.....   | 819.3                | 538.3        | 281.0        | 127.8                        | 15.3         | 9.1               | 11.2        | 157.0                     | 11.7        | 90.5          | 193.5              | 53.5                | 86.3                           | 154.4        | 147.6        |
| Central.....  | 90.5                 | 49.7         | 40.9         | 1.3                          | 9.8          | .4                | 10.5        | 30.9                      | 1.1         | 19.5          | 16.4               | 17.3                | 22.5                           | 14.7         | 11.2         |
| 1 room unit.....  | 48.2                 | 37.0         | 11.2         | -                            | 6.9          | .3                | 1.6         | 10.2                      | .8          | 10.9          | 6.7                | 5.5                 | 9.2                            | 7.7          | 8.0          |
| 2 room units.....   | 19.3                 | 16.7         | 2.6          | -                            | 1.7          | .4                | 1.1         | 4.7                       | .5          | 5.2           | 1.0                | 1.0                 | 3.7                            | 4.3          | 2.0          |
| 3 room units or more.....   | -                    | -            | -            | -                            | -            | -                 | -           | -                         | -           | -             | -                  | -                   | -                              | -            | -            |
| <b>Main Heating Equipment</b>                                     |                      |              |              |                              |              |                   |             |                           |             |               |                    |                     |                                |              |              |
| Warm-air furnace.....   | 856.4                | 565.0        | 291.4        | 101.7                        | 35.3         | 10.7              | 14.6        | 193.9                     | 13.0        | 108.8         | 190.0              | 70.8                | 112.2                          | 166.3        | 151.8        |
| Steam or hot water system.....                                    | 5.0                  | 2.2          | 2.8          | .2                           | -            | -                 | .3          | 1.1                       | -           | 1.3           | 1.5                | 1.1                 | 2.2                            | 1.1          | .9           |
| Electric heat pump.....   | 79.8                 | 48.1         | 30.7         | 24.9                         | .5           | .9                | 4.4         | 9.9                       | 1.2         | 6.5           | 23.5               | 4.4                 | 5.3                            | 12.2         | 6.9          |
| Built-in electric units.....                                      | 25.1                 | 9.3          | 15.7         | .6                           | -            | .2                | .8          | 8.9                       | .3          | 4.1           | 7.1                | 5.8                 | 7.0                            | 3.2          | 4.7          |
| Floor, wall, or ceiling built-in hot air units without ducts..... | 41.3                 | 18.7         | 22.8         | -                            | -            | 1.8               | .9          | 24.5                      | .2          | 11.8          | 8.6                | 13.6                | 24.3                           | 4.7          | 2.5          |
| Room heaters with flue.....                                       | 28.1                 | 17.1         | 11.0         | .2                           | 1.7          | .2                | .5          | 6.4                       | .8          | 10.9          | 6.1                | 7.2                 | 3.8                            | 2.4          | 4.4          |
| Room heaters without flue.....                                    | 21.7                 | 11.2         | 10.4         | .3                           | .4           | 1.2               | 20.5        | 10.3                      | .3          | 8.4           | 2.9                | 8.0                 | 4.4                            | 1.8          | 1.0          |
| Portable electric heaters.....                                    | 2.8                  | 1.5          | 1.2          | -                            | .4           | .2                | -           | .6                        | -           | .4            | .7                 | 1.3                 | .7                             | .1           | .3           |
| Stoves.....   | 9.2                  | 6.2          | 1.1          | .8                           | 1.5          | -                 | .3          | .2                        | -           | .6            | 1.1                | 1.0                 | .2                             | -            | .9           |
| Fireplaces with inserts.....                                      | 3.4                  | 3.2          | .2           | .5                           | -            | -                 | -           | -                         | -           | .6            | .3                 | .5                  | -                              | .4           | -            |
| Fireplaces without inserts.....                                   | 4.1                  | 3.7          | .4           | 1.1                          | -            | .2                | -           | .4                        | -           | .3            | -                  | .2                  | .3                             | .4           | 1.1          |
| Other.....  | 2.2                  | 1.6          | .5           | .3                           | -            | -                 | -           | .2                        | -           | .3            | -                  | .2                  | .3                             | .7           | -            |
| None.....   | 1.0                  | .3           | .7           | .4                           | -            | .3                | -           | -                         | .3          | .3            | .3                 | .3                  | -                              | .3           | -            |
| <b>Other Heating Equipment</b>                                    |                      |              |              |                              |              |                   |             |                           |             |               |                    |                     |                                |              |              |
| With other heating equipment <sup>2</sup> .....                   | 358.6                | 297.3        | 61.3         | 55.0                         | 5.6          | 4.0               | 7.5         | 45.3                      | 3.8         | 43.0          | 56.8               | 20.4                | 17.5                           | 55.9         | 72.6         |
| Warm-air furnace.....   | 8.4                  | 7.3          | 1.1          | 2.4                          | 1.0          | .3                | .2          | .5                        | -           | .3            | 1.1                | -                   | .2                             | 1.0          | .5           |
| Steam or hot water system.....                                    | 1.7                  | 1.7          | -            | .3                           | -            | .4                | -           | -                         | -           | -             | -                  | -                   | -                              | -            | .4           |
| Electric heat pump.....   | 7.2                  | 5.8          | 1.4          | .5                           | -            | -                 | .4          | 1.6                       | -           | 1.1           | .5                 | 1.1                 | .7                             | 1.4          | .3           |
| Built-in electric units.....                                      | 4.5                  | 4.0          | .5           | -                            | .4           | -                 | .7          | .7                        | -           | .9            | -                  | .3                  | -                              | 1.8          | .7           |
| Room heaters with flue.....                                       | 7.0                  | 5.3          | 1.7          | -                            | .8           | -                 | .5          | 1.0                       | -           | 1.4           | 1.0                | .3                  | .7                             | 1.0          | 1.6          |
| Room heaters without flue.....                                    | 15.5                 | 12.5         | 3.1          | 1.0                          | 1.0          | .3                | .3          | 3.0                       | -           | 2.8           | 1.7                | 2.4                 | .5                             | 2.0          | 2.3          |
| Portable electric heaters.....                                    | 37.9                 | 28.1         | 9.8          | 1.8                          | .5           | .9                | 2.9         | 7.9                       | .6          | 6.9           | 4.8                | 4.6                 | 5.1                            | 8.7          | 6.6          |
| Stoves.....   | 21.7                 | 20.0         | 1.7          | .8                           | .5           | .9                | .2          | 2.3                       | .2          | 3.0           | 2.7                | 1.6                 | .9                             | 1.4          | 3.8          |
| Fireplaces with inserts.....                                      | 44.1                 | 42.6         | 1.4          | .8                           | 1.0          | .8                | .3          | 3.3                       | .3          | 7.2           | 3.3                | 1.0                 | .9                             | 3.2          | 8.8          |
| Fireplaces without inserts.....                                   | 229.4                | 189.2        | 40.2         | 42.8                         | 1.3          | 1.6               | 1.4         | 24.8                      | 3.2         | 22.4          | 42.1               | 9.8                 | 6.5                            | 37.6         | 52.8         |
| Other.....  | 7.4                  | 5.6          | 1.8          | .8                           | -            | .3                | 1.0         | 1.3                       | -           | .9            | 1.4                | .5                  | 1.9                            | .8           | 1.8          |
| <b>Plumbing</b>   |                      |              |              |                              |              |                   |             |                           |             |               |                    |                     |                                |              |              |
| With all plumbing facilities.....                                 | 1 067.1              | 683.4        | 383.7        | 129.6                        | 38.8         | 3.1               | 38.2        | 252.5                     | 15.9        | 151.6         | 239.0              | 111.2               | 157.5                          | 192.0        | 173.1        |
| Lacking some plumbing facilities.....                             | 1.5                  | .2           | 1.3          | -                            | -            | 1.5               | -           | 1.1                       | -           | .2            | .3                 | .5                  | .6                             | -            | .2           |
| No hot water.....   | .3                   | -            | .3           | -                            | -            | .3                | -           | .3                        | -           | -             | -                  | .3                  | .3                             | -            | -            |
| No bathtub or shower.....   | .9                   | .2           | .6           | -                            | -            | .9                | -           | .4                        | -           | .2            | -                  | .2                  | .2                             | -            | .2           |
| No flush toilet.....  | .6                   | -            | .6           | -                            | -            | .6                | -           | .8                        | -           | -             | .3                 | .3                  | .6                             | -            | -            |
| No plumbing facilities for exclusive use.....                     | 11.2                 | 7.5          | 3.7          | 1.3                          | .8           | 11.2              | -           | 2.7                       | -           | 2.1           | 3.2                | 2.5                 | 2.2                            | .8           | 2.0          |
| <b>Source of Water</b>  |                      |              |              |                              |              |                   |             |                           |             |               |                    |                     |                                |              |              |
| Public system or private company.....                             | 1 003.8              | 627.2        | 378.6        | 124.6                        | 27.7         | 13.7              | 34.7        | 253.0                     | 15.4        | 138.3         | 233.1              | 104.3               | 160.1                          | 191.9        | 172.7        |
| Well serving 1 to 5 units.....                                    | 75.5                 | 63.5         | 11.9         | 6.3                          | 11.7         | 1.9               | 3.5         | 3.3                       | .5          | 15.6          | 9.2                | 9.7                 | .2                             | .9           | 2.6          |
| Drilled.....  | 51.7                 | 44.7         | 7.0          | 4.3                          | 6.4          | 1.5               | 2.0         | 2.3                       | .5          | 9.3           | 6.7                | 6.4                 | -                              | .3           | 1.3          |
| Dug.....  | 19.8                 | 15.7         | 4.1          | 1.1                          | 4.7          | .4                | 1.2         | .4                        | -           | 4.7           | 1.7                | 2.8                 | -                              | .3           | .3           |
| Not reported.....   | 4.0                  | 3.1          | .9           | .9                           | .7           | -                 | .4          | .6                        | -           | 1.6           | .9                 | .5                  | .2                             | .3           | 1.0          |
| Other.....  | .5                   | .3           | .2           | -                            | -            | .2                | -           | -                         | -           | -             | .2                 | .2                  | -                              | -            | -            |
| <b>Means of Sewage Disposal</b>                                   |                      |              |              |                              |              |                   |             |                           |             |               |                    |                     |                                |              |              |
| Public sewer.....   | 779.9                | 428.2        | 353.7        | 93.4                         | 18.9         | 10.5              | 26.7        | 239.6                     | 14.0        | 104.1         | 209.3              | 89.1                | 155.7                          | 180.9        | 149.7        |
| Septic tank, cesspool, chemical toilet.....                       | 299.3                | 264.9        | 34.4         | 37.5                         | 22.5         | 4.7               | 11.5        | 16.3                      | 1.9         | 49.7          | 33.0               | 24.6                | 4.6                            | 11.9         | 25.5         |
| Other.....  | .6                   | -            | .6           | -                            | -            | .6                | -           | .4                        | -           | -             | .2                 | .4                  | -                              | -            | -            |

<sup>1</sup>See back cover for details.

<sup>2</sup>Figures may not add to total because more than one category may apply to a unit.

**Table 2-5. Fuels - Occupied Units**

[Numbers in thousands. For meaning of symbols, see text.]

| Characteristics                             | Total occupied units | Tenure       |              | Housing unit characteristics |              |                   |             | Household characteristics |             |               |                    |                     | Selected subareas <sup>1</sup> |              |              |
|---|----------------------|--------------|--------------|------------------------------|--------------|-------------------|-------------|---------------------------|-------------|---------------|--------------------|---------------------|--------------------------------|--------------|--------------|
|   |                      | Owner        | Renter       | New construction 4 yrs       | Mobile homes | Physical problems |             | Black                     | Hispanic    | Elderly (65+) | Moved in past year | Below poverty level | Area one                       | Area two     | Area three   |
|   |                      |              |              |                              |              | Severe            | Moderate    |                           |             |               |                    |                     |                                |              |              |
| <b>Total</b> .....                          | <b>1 079.8</b>       | <b>691.1</b> | <b>388.7</b> | <b>130.9</b>                 | <b>39.4</b>  | <b>15.6</b>       | <b>38.2</b> | <b>256.3</b>              | <b>15.9</b> | <b>153.8</b>  | <b>242.5</b>       | <b>114.2</b>        | <b>160.3</b>                   | <b>192.8</b> | <b>175.3</b> |
| <b>Main House Heating Fuel</b>              |                      |              |              |                              |              |                   |             |                           |             |               |                    |                     |                                |              |              |
| Housing units with heating fuel.....        | 1 078.8              | 690.8        | 388.0        | 130.5                        | 39.4         | 15.5              | 38.2        | 256.3                     | 15.6        | 153.5         | 241.8              | 113.9               | 160.3                          | 192.5        | 175.3        |
| Electricity.....                            | 223.6                | 98.4         | 125.1        | 37.6                         | 5.8          | 2.9               | 3.9         | 59.9                      | 4.9         | 24.2          | 73.7               | 28.2                | 31.7                           | 39.7         | 34.6         |
| Piped gas.....                              | 782.4                | 536.4        | 245.0        | 67.5                         | 20.8         | 12.0              | 27.1        | 188.7                     | 10.1        | 115.0         | 158.1              | 75.3                | 126.7                          | 150.1        | 134.7        |
| Bottled gas.....                            | 41.6                 | 31.9         | 9.6          | 2.9                          | 10.0         | .2                | 5.3         | 4.1                       | .6          | 10.5          | 8.0                | 6.1                 | -.                             | .8           | 1.9          |
| Fuel oil.....                               | 6.7                  | 3.5          | 3.2          | -.                           | -.           | -.                | -.          | 2.5                       | -.          | 1.9           | 1.3                | 1.8                 | 1.4                            | .5           | .9           |
| Kerosene or other liquid fuel.....          | 3.4                  | 2.5          | 1.0          | -.                           | .8           | .2                | .9          | .5                        | -.          | .5            | .6                 | .6                  | .2                             | .3           | -.           |
| Coal or coke.....                           | -.                   | -.           | -.           | -.                           | -.           | -.                | -.          | -.                        | -.          | -.            | -.                 | -.                  | -.                             | -.           | -.           |
| Wood.....                                   | 19.9                 | 17.3         | 2.6          | 2.7                          | 2.0          | .2                | .3          | .6                        | -.          | 1.2           | 1.6                | 1.9                 | .2                             | .8           | 2.9          |
| Solar energy.....                           | -.                   | -.           | -.           | -.                           | -.           | -.                | -.          | -.                        | -.          | -.            | -.                 | -.                  | -.                             | -.           | -.           |
| Other.....                                  | 1.3                  | .8           | .5           | -.                           | -.           | -.                | .3          | -.                        | -.          | .3            | .7                 | -.                  | .2                             | .3           | .3           |
| <b>Other House Heating Fuels</b>            |                      |              |              |                              |              |                   |             |                           |             |               |                    |                     |                                |              |              |
| With other heating fuels <sup>2</sup> ..... | 176.8                | 144.4        | 32.4         | 24.4                         | 6.4          | 2.9               | 3.4         | 29.0                      | 1.2         | 18.0          | 27.4               | 8.4                 | 9.4                            | 29.5         | 31.6         |
| Electricity.....                            | 33.5                 | 26.4         | 7.1          | 1.8                          | 1.3          | .7                | 2.0         | 6.1                       | .3          | 5.1           | 3.6                | 3.6                 | 4.7                            | 7.6          | 5.2          |
| Piped gas.....                              | 6.4                  | 5.8          | 2.6          | 1.1                          | .4           | -.                | .3          | 1.3                       | .4          | .9            | 1.5                | .3                  | .7                             | 1.6          | 2.2          |
| Bottled gas.....                            | 4.3                  | 4.1          | .2           | 1.1                          | 1.1          | .3                | -.          | -.                        | -.          | -.            | .5                 | -.                  | -.                             | -.           | -.           |
| Fuel oil.....                               | .2                   | -.           | .2           | -.                           | -.           | -.                | -.          | .2                        | -.          | -.            | .2                 | -.                  | -.                             | -.           | -.           |
| Kerosene or other liquid fuel.....          | 8.2                  | 6.3          | 1.9          | .7                           | 1.3          | .3                | .4          | 2.0                       | -.          | .2            | 1.7                | .7                  | .6                             | .8           | 1.1          |
| Coal or coke.....                           | -.                   | -.           | -.           | -.                           | -.           | -.                | -.          | -.                        | -.          | -.            | -.                 | -.                  | -.                             | -.           | -.           |
| Wood.....                                   | 126.7                | 106.3        | 20.4         | 20.4                         | 2.8          | 2.3               | .7          | 20.2                      | .5          | 12.6          | 20.0               | 4.1                 | 3.6                            | 21.0         | 23.3         |
| Solar energy.....                           | .6                   | .6           | -.           | -.                           | -.           | -.                | -.          | -.                        | -.          | .3            | -.                 | -.                  | -.                             | -.           | .3           |
| Other.....                                  | .7                   | .7           | -.           | -.                           | -.           | -.                | -.          | -.                        | -.          | -.            | -.                 | -.                  | -.                             | -.           | .3           |
| Not reported.....                           | 7.2                  | 6.0          | 1.1          | .8                           | -.           | -.                | .3          | .4                        | -.          | .8            | .8                 | .4                  | .2                             | -.           | 2.5          |
| <b>Cooking Fuel</b>                         |                      |              |              |                              |              |                   |             |                           |             |               |                    |                     |                                |              |              |
| With cooking fuel.....                      | 1 077.3              | 691.1        | 386.2        | 130.9                        | 39.4         | 14.4              | 37.1        | 254.8                     | 15.9        | 152.8         | 240.7              | 112.7               | 158.7                          | 192.5        | 174.9        |
| Electricity.....                            | 624.6                | 416.1        | 208.6        | 80.0                         | 8.5          | 7.1               | 16.6        | 106.2                     | 7.4         | 88.8          | 130.8              | 47.2                | 52.3                           | 115.1        | 114.4        |
| Piped gas.....                              | 426.9                | 255.2        | 171.7        | 48.8                         | 20.1         | 6.8               | 18.0        | 146.6                     | 7.8         | 59.8          | 104.0              | 62.4                | 106.4                          | 77.2         | 62.5         |
| Bottled gas.....                            | 25.5                 | 19.6         | 6.0          | 2.1                          | 10.8         | .5                | 2.4         | 2.0                       | .6          | 4.3           | 5.7                | 3.1                 | -.                             | .2           | 1.0          |
| Kerosene or other liquid fuel.....          | .2                   | .2           | -.           | -.                           | -.           | -.                | -.          | -.                        | -.          | -.            | .2                 | -.                  | -.                             | -.           | -.           |
| Coal or coke.....                           | -.                   | -.           | -.           | -.                           | -.           | -.                | -.          | -.                        | -.          | -.            | -.                 | -.                  | -.                             | -.           | -.           |
| Wood.....                                   | -.                   | -.           | -.           | -.                           | -.           | -.                | -.          | -.                        | -.          | -.            | -.                 | -.                  | -.                             | -.           | -.           |
| Other.....                                  | -.                   | -.           | -.           | -.                           | -.           | -.                | -.          | -.                        | -.          | -.            | -.                 | -.                  | -.                             | -.           | -.           |
| <b>Water Heating Fuel</b>                   |                      |              |              |                              |              |                   |             |                           |             |               |                    |                     |                                |              |              |
| With hot piped water.....                   | 1 078.3              | 691.1        | 387.3        | 130.9                        | 39.4         | 14.3              | 38.2        | 255.3                     | 15.9        | 153.6         | 242.2              | 113.2               | 159.5                          | 192.8        | 175.3        |
| Electricity.....                            | 263.8                | 146.4        | 117.5        | 32.3                         | 27.4         | 2.8               | 7.8         | 53.0                      | 4.6         | 38.5          | 71.8               | 31.6                | 24.8                           | 34.9         | 38.5         |
| Piped gas.....                              | 787.0                | 525.0        | 262.0        | 85.5                         | 8.0          | 11.2              | 27.1        | 199.4                     | 10.5        | 109.4         | 164.0              | 78.8                | 134.7                          | 156.8        | 135.8        |
| Bottled gas.....                            | 25.8                 | 18.9         | 6.9          | 3.1                          | 4.0          | .3                | 2.9         | 2.7                       | .9          | 5.1           | 6.3                | 2.8                 | -.                             | .2           | .9           |
| Fuel oil.....                               | .3                   | .3           | -.           | -.                           | -.           | -.                | -.          | -.                        | -.          | -.            | -.                 | -.                  | -.                             | -.           | -.           |
| Kerosene or other liquid fuel.....          | -.                   | -.           | -.           | -.                           | -.           | -.                | -.          | -.                        | -.          | -.            | -.                 | -.                  | -.                             | -.           | -.           |
| Coal or coke.....                           | -.                   | -.           | -.           | -.                           | -.           | -.                | -.          | -.                        | -.          | -.            | -.                 | -.                  | -.                             | -.           | -.           |
| Wood.....                                   | -.                   | -.           | -.           | -.                           | -.           | -.                | -.          | -.                        | -.          | -.            | -.                 | -.                  | -.                             | -.           | -.           |
| Solar energy.....                           | .5                   | .5           | -.           | -.                           | -.           | -.                | -.          | -.                        | -.          | -.            | -.                 | -.                  | -.                             | .3           | -.           |
| Other.....                                  | .9                   | -.           | .9           | -.                           | -.           | -.                | .3          | .3                        | -.          | .6            | -.                 | -.                  | -.                             | .6           | -.           |
| <b>Central Air Conditioning Fuel</b>        |                      |              |              |                              |              |                   |             |                           |             |               |                    |                     |                                |              |              |
| With central air conditioning.....          | 819.3                | 538.3        | 281.0        | 127.8                        | 15.3         | 9.1               | 11.2        | 157.0                     | 11.7        | 90.5          | 193.5              | 53.5                | 86.3                           | 154.4        | 147.6        |
| Electricity.....                            | 783.2                | 514.3        | 268.9        | 122.8                        | 15.3         | 8.4               | 10.9        | 147.7                     | 9.9         | 83.9          | 184.3              | 51.0                | 80.9                           | 142.0        | 141.0        |
| Piped gas.....                              | 35.5                 | 23.7         | 11.8         | 5.0                          | -.           | .7                | -.          | 9.2                       | 1.8         | 6.2           | 9.1                | 2.5                 | 5.4                            | 12.1         | 6.2          |
| Other.....                                  | .7                   | .3           | .3           | -.                           | -.           | -.                | .3          | -.                        | -.          | .3            | -.                 | -.                  | -.                             | .3           | .3           |
| <b>Clothes Dryer Fuel</b>                   |                      |              |              |                              |              |                   |             |                           |             |               |                    |                     |                                |              |              |
| With clothes dryer.....                     | 834.9                | 648.5        | 186.4        | 116.5                        | 30.0         | 9.3               | 22.1        | 129.6                     | 10.1        | 114.2         | 136.1              | 47.2                | 79.5                           | 141.5        | 145.8        |
| Electricity.....                            | 725.9                | 556.1        | 169.8        | 102.8                        | 26.6         | 8.1               | 18.1        | 111.8                     | 8.2         | 96.0          | 122.1              | 40.8                | 67.7                           | 115.6        | 122.6        |
| Piped gas.....                              | 104.1                | 87.5         | 16.6         | 13.2                         | 2.3          | 1.0               | 3.9         | 17.8                      | 2.0         | 18.0          | 13.5               | 6.4                 | 11.8                           | 25.9         | 23.2         |
| Other.....                                  | 4.9                  | 4.9          | -.           | .5                           | 1.1          | .3                | -.          | -.                        | -.          | .2            | .6                 | -.                  | -.                             | -.           | -.           |
| <b>Units Using Each Fuel<sup>2</sup></b>    |                      |              |              |                              |              |                   |             |                           |             |               |                    |                     |                                |              |              |
| Electricity.....                            | 1 079.6              | 691.1        | 388.5        | 130.9                        | 39.4         | 15.6              | 38.2        | 256.1                     | 15.9        | 153.8         | 242.5              | 114.0               | 160.1                          | 192.8        | 175.3        |
| All-electric units.....                     | 143.1                | 63.1         | 80.0         | 25.9                         | 4.4          | 1.4               | 2.2         | 36.1                      | 3.1         | 17.1          | 46.7               | 17.1                | 15.2                           | 21.9         | 22.1         |
| Piped gas.....                              | 877.0                | 581.3        | 295.7        | 101.3                        | 22.7         | 12.8              | 29.7        | 216.0                     | 12.2        | 123.3         | 185.4              | 89.0                | 145.7                          | 169.9        | 150.7        |
| Bottled gas.....                            | 54.5                 | 43.8         | 10.8         | 4.2                          | 12.4         | .8                | 5.6         | 4.3                       | .9          | 12.0          | 9.4                | 6.8                 | -.                             | .8           | 2.1          |
| Fuel oil.....                               | 14.0                 | 8.0          | 6.1          | .2                           | .5           | .3                | 1.5         | 3.9                       | .3          | 2.6           | 3.5                | 2.2                 | 2.4                            | .8           | 1.1          |
| Kerosene or other liquid fuel.....          | 11.9                 | 6.9          | 2.9          | .7                           | 2.1          | .5                | 1.3         | 2.5                       | -.          | .7            | 2.5                | 1.3                 | .8                             | 1.1          | 1.1          |
| Coal or coke.....                           | -.                   | -.           | -.           | -.                           | -.           | -.                | -.          | -.                        | -.          | -.            | -.                 | -.                  | -.                             | -.           | -.           |
| Wood.....                                   | 146.6                | 123.6        | 23.0         | 23.1                         | 4.8          | 2.5               | 1.0         | 20.9                      | .5          | 13.8          | 21.6               | 6.0                 | 3.8                            | 21.8         | 26.2         |
| Solar energy.....                           | 1.1                  | 1.1          | -.           | -.                           | -.           | -.                | -.          | -.                        | -.          | .3            | -.                 | -.                  | -.                             | .3           | -.           |
| Other.....                                  | 2.3                  | 1.1          | 1.1          | -.                           | -.           | -.                | .3          | .3                        | -.          | .6            | .7                 | -.                  | .2                             | .6           | .3           |

<sup>1</sup>See back cover for details.

<sup>2</sup>Figures may not add to total because more than one category may apply to a unit.

Table 2-6. Failures in Equipment - Occupied Units

[Numbers in thousands. For meaning of symbols, see text.]

| Characteristics  | Total occupied units | Tenure |        | Housing unit characteristics |              |                   |          | Household characteristics |          |               |                    |                     | Selected subareas <sup>1</sup> |          |            |
|--|----------------------|--------|--------|------------------------------|--------------|-------------------|----------|---------------------------|----------|---------------|--------------------|---------------------|--------------------------------|----------|------------|
|  |                      | Owner  | Renter | New construction 4 yrs       | Mobile homes | Physical problems |          | Black                     | Hispanic | Elderly (65+) | Moved in past year | Below poverty level | Area one                       | Area two | Area three |
|  |                      |        |        |                              |              | Severe            | Moderate |                           |          |               |                    |                     |                                |          |            |
| <b>Total</b> .....   | 1 079.8              | 691.1  | 388.7  | 130.9                        | 39.4         | 15.8              | 38.2     | 256.3                     | 15.9     | 153.8         | 242.5              | 114.2               | 160.3                          | 192.8    | 175.3      |
| <b>Water Supply/ Stoppage</b>  |                      |        |        |                              |              |                   |          |                           |          |               |                    |                     |                                |          |            |
| With hot and cold piped water.....                                     | 1 078.3              | 691.1  | 387.3  | 130.9                        | 39.4         | 14.3              | 38.2     | 255.3                     | 15.9     | 153.6         | 242.2              | 113.2               | 159.5                          | 192.8    | 175.3      |
| No stoppage in last 3 months.....                                      | 1 014.1              | 659.7  | 354.3  | 124.1                        | 34.5         | 12.2              | 34.3     | 244.2                     | 14.9     | 145.4         | 221.8              | 106.5               | 153.3                          | 182.4    | 161.4      |
| With stoppage in last 3 months.....                                    | 33.7                 | 16.0   | 17.6   | 3.9                          | .6           | 1.3               | 2.8      | 6.3                       | .6       | 3.9           | 9.2                | 2.2                 | 3.6                            | 7.0      | 5.2        |
| No stoppage lasting 6 hours or more.....                               | 12.8                 | 7.3    | 5.5    | 1.9                          | .6           | .3                | 1.0      | 1.4                       | .3       | 1.8           | 3.0                | .6                  | .4                             | 2.7      | 1.6        |
| 1 time lasting 6 hours or more.....                                    | 13.9                 | 5.6    | 8.2    | 1.0                          | -.4          | 1.0               | 3.0      | .3                        | 1.5      | 3.6           | 1.1                | 2.3                 | 2.2                            | 2.5      | 2.5        |
| 2 times.....   | 2.6                  | .8     | 1.9    | -                            | -            | -                 | -        | .4                        | -        | -             | 1.3                | .2                  | .2                             | -        | -          |
| 3 times.....   | -                    | -      | -      | -                            | -            | -                 | -        | -                         | -        | -             | -                  | -                   | -                              | -        | -          |
| 4 times or more.....   | 1.2                  | .5     | .7     | .7                           | -            | .2                | .7       | .5                        | -        | -             | .5                 | .2                  | .5                             | -        | .5         |
| Number of times not reported.....                                      | 3.2                  | 1.9    | 1.3    | .3                           | -            | .3                | -        | 1.0                       | -        | .7            | .8                 | -                   | .3                             | 2.0      | .6         |
| Stoppage not reported.....   | 30.6                 | 15.3   | 15.3   | 2.9                          | 4.4          | .8                | 1.2      | 4.8                       | .4       | 4.3           | 11.2               | 4.5                 | 2.6                            | 3.5      | 8.6        |
| <b>Flush Toilet Breakdowns</b>   |                      |        |        |                              |              |                   |          |                           |          |               |                    |                     |                                |          |            |
| With one or more flush toilets.....                                    | 1 078.0              | 691.1  | 388.9  | 130.9                        | 39.4         | 14.0              | 38.2     | 255.0                     | 15.9     | 153.6         | 241.9              | 113.2               | 159.2                          | 192.8    | 175.3      |
| With at least one working toilet at all times in last 3 months.....    | 1 020.8              | 659.9  | 360.9  | 125.9                        | 36.5         | 12.6              | 33.0     | 238.5                     | 14.7     | 147.1         | 223.4              | 103.5               | 144.7                          | 182.8    | 164.0      |
| None working same time in last 3 months.....                           | 44.5                 | 24.0   | 20.4   | 3.7                          | 1.7          | 1.4               | 5.2      | 13.6                      | 1.2      | 4.7           | 14.5               | 7.3                 | 10.2                           | 9.0      | 8.4        |
| No breakdowns lasting 6 hours or more.....                             | 12.9                 | 7.1    | 5.8    | 1.5                          | -            | -                 | .7       | 2.7                       | .3       | 1.1           | 3.5                | 1.7                 | 1.9                            | 3.3      | 1.9        |
| 1 time lasting 6 hours or more.....                                    | 20.3                 | 11.8   | 8.5    | 1.6                          | 1.7          | 1.2               | 1.6      | 7.0                       | .6       | 1.9           | 7.2                | 3.3                 | 4.0                            | 4.7      | 3.6        |
| 2 times.....   | 4.5                  | 1.9    | 2.5    | -                            | -            | -                 | .1       | 1.6                       | -        | .5            | 1.9                | 1.4                 | 1.5                            | .5       | .8         |
| 3 times.....   | 1.0                  | -      | 1.0    | -                            | -            | -                 | -        | 1.0                       | .4       | -             | .2                 | .4                  | .4                             | .3       | .8         |
| 4 times or more.....   | 1.9                  | .8     | 1.3    | .5                           | -            | .3                | 1.6      | .5                        | .3       | -             | 1.0                | -                   | .8                             | -        | .8         |
| Number of times not reported.....                                      | 4.0                  | 2.7    | 1.3    | -                            | -            | -                 | .2       | 1.3                       | -        | 1.2           | .6                 | .4                  | 1.6                            | .2       | 1.3        |
| Breakdowns not reported.....   | 12.7                 | 7.2    | 5.6    | 1.3                          | 1.2          | -                 | -        | 2.8                       | -        | 1.8           | 4.0                | 2.4                 | 4.3                            | 1.0      | 2.8        |
| <b>Sewage Disposal Breakdowns</b>                                      |                      |        |        |                              |              |                   |          |                           |          |               |                    |                     |                                |          |            |
| With public sewer.....   | 779.9                | 426.2  | 353.7  | 93.4                         | 16.9         | 10.5              | 26.7     | 239.6                     | 14.0     | 104.1         | 209.3              | 89.1                | 155.7                          | 180.9    | 149.7      |
| No breakdowns in last 3 months.....                                    | 771.5                | 421.9  | 349.6  | 92.9                         | 16.9         | 10.0              | 25.5     | 237.1                     | 13.7     | 102.8         | 206.5              | 88.3                | 153.6                          | 178.9    | 147.4      |
| With breakdowns in last 3 months.....                                  | 8.4                  | 4.3    | 4.1    | .5                           | -            | .4                | 1.2      | 2.5                       | .3       | 1.4           | 2.8                | .9                  | 2.1                            | 2.0      | 2.3        |
| No breakdowns lasting 6 hours or more.....                             | 1.5                  | .6     | .9     | -                            | -            | -                 | .2       | 1.0                       | -        | .3            | .6                 | .2                  | .7                             | -        | .5         |
| 1 time lasting 6 hours or more.....                                    | 6.0                  | 3.7    | 2.3    | -                            | -            | .2                | 1.1      | 1.1                       | .3       | 1.1           | 1.9                | .2                  | 1.0                            | 2.0      | 1.3        |
| 2 times.....   | -                    | -      | -      | -                            | -            | -                 | -        | -                         | -        | -             | -                  | -                   | -                              | -        | -          |
| 3 times.....   | .4                   | -      | .4     | -                            | -            | .2                | .2       | .4                        | -        | -             | -                  | .4                  | .4                             | -        | .5         |
| 4 times or more.....   | .5                   | -      | .5     | .5                           | -            | -                 | .5       | -                         | -        | -             | .3                 | -                   | -                              | -        | -          |
| With septic tank or cesspool.....                                      | 299.3                | 264.9  | 34.4   | 37.5                         | 22.5         | 4.7               | 11.5     | 16.3                      | 1.9      | 49.7          | 33.0               | 24.6                | 4.6                            | 11.9     | 25.5       |
| No breakdowns in last 3 months.....                                    | 292.9                | 260.2  | 32.7   | 37.3                         | 21.7         | 4.7               | 11.2     | 16.1                      | 1.9      | 48.8          | 32.0               | 22.6                | 4.6                            | 11.4     | 24.3       |
| With breakdowns in last 3 months.....                                  | 6.4                  | 4.7    | 1.7    | .3                           | .8           | -                 | .3       | .2                        | -        | .9            | 1.0                | 2.0                 | -                              | .5       | 1.2        |
| No breakdowns lasting 6 hours or more.....                             | 1.2                  | .8     | .4     | .3                           | -            | -                 | -        | -                         | -        | -             | -                  | .4                  | -                              | .3       | -          |
| 1 time lasting 6 hours or more.....                                    | 4.2                  | 3.2    | 1.0    | -                            | .8           | -                 | .3       | -                         | -        | .9            | .8                 | 1.4                 | -                              | .2       | .9         |
| 2 times.....   | -                    | -      | -      | -                            | -            | -                 | -        | -                         | -        | -             | -                  | -                   | -                              | -        | -          |
| 3 times.....   | -                    | -      | -      | -                            | -            | -                 | -        | -                         | -        | -             | -                  | -                   | -                              | -        | -          |
| 4 times or more.....   | 1.0                  | .8     | .2     | -                            | -            | -                 | -        | .2                        | -        | -             | .2                 | .2                  | -                              | -        | .3         |
| <b>Heating Problems</b>  |                      |        |        |                              |              |                   |          |                           |          |               |                    |                     |                                |          |            |
| With heating equipment and occupied last winter.....                   | 979.5                | 665.8  | 313.7  | 108.8                        | 31.0         | 13.6              | 34.8     | 226.3                     | 13.2     | 149.5         | 148.4              | 98.6                | 143.1                          | 173.8    | 149.0      |
| Not uncomfortably cold for 24 hours or more last winter.....           | 940.9                | 646.3  | 294.5  | 107.5                        | 30.2         | 10.7              | 31.5     | 210.7                     | 13.2     | 144.4         | 140.3              | 87.1                | 130.2                          | 167.7    | 142.1      |
| Uncomfortably cold for 24 hours or more last winter <sup>2</sup> ..... | 33.9                 | 15.0   | 19.0   | 1.3                          | .8           | 2.9               | 3.3      | 15.0                      | -        | 3.3           | 7.8                | 10.5                | 12.2                           | 5.5      | 5.6        |
| Equipment breakdowns.....  | 14.4                 | 5.3    | 9.1    | .8                           | -            | 2.5               | 1.0      | 7.7                       | -        | 5             | 2.8                | 4.0                 | 6.2                            | 1.9      | 2.8        |
| No breakdowns lasting 6 hours or more.....                             | 1.8                  | .6     | 1.3    | .3                           | -            | -                 | -        | .7                        | -        | -             | .5                 | .5                  | .2                             | .3       | -          |
| 1 time lasting 6 hours or more.....                                    | 6.3                  | 3.5    | 4.8    | .5                           | -            | .2                | .8       | 4.3                       | -        | 2             | 1.4                | 1.3                 | 3.0                            | 1.3      | 1.8        |
| 2 times.....   | 1.2                  | .3     | .9     | -                            | -            | -                 | .2       | .7                        | -        | -             | -                  | .9                  | .9                             | -        | .3         |
| 3 times.....   | 1.0                  | .5     | .4     | -                            | -            | -                 | -        | .7                        | -        | .3            | .2                 | .7                  | .7                             | .3       | -          |
| 4 times or more.....   | 1.3                  | -      | 1.3    | -                            | -            | 1.3               | -        | .6                        | -        | -             | .5                 | .2                  | .7                             | -        | .6         |
| Number of times not reported.....                                      | .7                   | .3     | .4     | -                            | -            | -                 | -        | .7                        | -        | -             | .3                 | .4                  | .7                             | -        | -          |
| Other causes.....  | 19.8                 | 9.6    | 10.2   | .2                           | .8           | .6                | 2.3      | 8.2                       | -        | 2.6           | 5.1                | 6.4                 | 7.3                            | 3.1      | 2.4        |
| Utility interruption.....  | 3.4                  | 2.6    | .8     | -                            | -            | -                 | -        | 1.2                       | -        | .3            | .6                 | .8                  | .8                             | .3       | 1.0        |
| Inadequate heating capacity.....                                       | 6.2                  | 2.8    | 3.4    | -                            | -            | .4                | .8       | 3.8                       | -        | 1.0           | 1.1                | 2.2                 | 3.7                            | 1.7      | 2          |
| Inadequate insulation.....   | 4.2                  | 1.6    | 2.6    | -                            | -            | .2                | .8       | 2.0                       | -        | .3            | 1.3                | 1.5                 | 1.4                            | .6       | .3         |
| Other.....   | 4.5                  | 1.7    | 2.8    | .2                           | .8           | -                 | -        | .9                        | -        | .7            | 1.5                | 1.5                 | 1.2                            | .2       | .8         |
| Not reported.....  | 1.5                  | .9     | .6     | -                            | -            | -                 | .7       | .3                        | -        | .3            | .6                 | .3                  | .3                             | .3       | .3         |
| Reason for discomfort not reported.....                                | 1.9                  | .7     | 1.2    | .3                           | -            | -                 | -        | .7                        | -        | .5            | .2                 | .5                  | .5                             | .5       | .5         |
| Discomfort not reported.....   | 4.7                  | 4.5    | .2     | -                            | -            | -                 | -        | .6                        | -        | 1.8           | .2                 | 1.1                 | .8                             | .4       | 1.3        |
| <b>Electric Fuses and Circuit Breakers</b>                             |                      |        |        |                              |              |                   |          |                           |          |               |                    |                     |                                |          |            |
| With electrical wiring.....  | 1 079.8              | 691.1  | 388.7  | 130.9                        | 39.4         | 15.8              | 38.2     | 256.3                     | 15.9     | 153.8         | 242.5              | 114.2               | 160.3                          | 192.8    | 175.3      |
| No fuses or breakers blown in last 3 mo.....                           | 950.8                | 614.9  | 345.9  | 120.0                        | 35.0         | 12.9              | 29.8     | 227.0                     | 13.1     | 141.9         | 211.4              | 102.5               | 138.7                          | 166.2    | 151.9      |
| With fuses or breakers blown in last 3 mo.....                         | 99.8                 | 68.5   | 31.4   | 9.7                          | 3.6          | 2.3               | 7.3      | 24.6                      | 1.4      | 8.1           | 23.0               | 8.9                 | 16.4                           | 24.8     | 17.9       |
| 1 time.....  | 52.7                 | 40.0   | 12.7   | 6.0                          | 1.1          | 1.0               | 2.6      | 12.3                      | .6       | 5.8           | 11.7               | 4.8                 | 8.6                            | 12.0     | 9.6        |
| 2 times.....   | 20.0                 | 13.1   | 5.9    | 1.6                          | .4           | .9                | 2.8      | 4.6                       | .3       | 1.0           | 3.7                | 1.1                 | 3.2                            | 5.1      | 3.1        |
| 3 times.....   | 7.9                  | 4.7    | 3.2    | .3                           | -            | .4                | .5       | 2.9                       | -        | -             | 1.4                | .9                  | 1.7                            | 2.2      | 1.8        |
| 4 times or more.....   | 11.1                 | 6.0    | 5.1    | .8                           | .9           | -                 | 1.1      | 2.9                       | -        | .4            | 3.4                | 1.5                 | 1.5                            | 2.9      | 3.0        |
| Number of times not reported.....                                      | 8.2                  | 4.7    | 3.5    | 1.0                          | 1.2          | -                 | .2       | 1.8                       | -        | .9            | 2.8                | .6                  | 1.4                            | 2.6      | .4         |
| Problem not reported or don't know.....                                | 19.2                 | 7.8    | 11.5   | 1.2                          | .8           | .6                | 1.1      | 4.7                       | 1.4      | 3.8           | 8.1                | 2.8                 | 5.2                            | 1.8      | 5.5        |

<sup>1</sup>See back cover for details.

<sup>2</sup>Other causes and equipment breakdowns may not add to total as both may be reported.



Table 2-7. Additional Indicators of Housing Quality - Occupied Units

[Numbers in thousands. For meaning of symbols, see text.]

| Characteristics  | Total occupied units | Tenure       |              | Housing unit characteristics |              |                   |             | Household characteristics |             |               |                    |                     | Selected subareas <sup>1</sup> |              |              |
|--|----------------------|--------------|--------------|------------------------------|--------------|-------------------|-------------|---------------------------|-------------|---------------|--------------------|---------------------|--------------------------------|--------------|--------------|
|  |                      | Owner        | Renter       | New construction 4 yrs       | Mobile homes | Physical problems |             | Black                     | Hispanic    | Elderly (65+) | Moved in past year | Below poverty level | Area one                       | Area two     | Area three   |
|  |                      |              |              |                              |              | Severe            | Moderate    |                           |             |               |                    |                     |                                |              |              |
| <b>Total</b> .....   | <b>1 079.8</b>       | <b>691.1</b> | <b>388.7</b> | <b>130.9</b>                 | <b>39.4</b>  | <b>15.8</b>       | <b>38.2</b> | <b>256.3</b>              | <b>15.9</b> | <b>153.8</b>  | <b>242.5</b>       | <b>114.2</b>        | <b>160.3</b>                   | <b>192.8</b> | <b>175.3</b> |
| <b>Selected Amenities<sup>2</sup></b>                      |                      |              |              |                              |              |                   |             |                           |             |               |                    |                     |                                |              |              |
| Porch, deck, balcony, or patio .....                       | 939.2                | 637.8        | 301.4        | 124.1                        | 31.3         | 12.8              | 33.8        | 204.4                     | 12.1        | 128.8         | 198.2              | 81.8                | 114.8                          | 168.4        | 158.9        |
| Not reported .....   | 1.2                  | .6           | .6           | -                            | -            | -                 | -           | .6                        | -           | -             | .4                 | -                   | .4                             | .2           | -            |
| Telephone available .....                                  | 999.2                | 674.2        | 325.0        | 124.5                        | 32.9         | 12.6              | 33.7        | 217.3                     | 13.7        | 145.5         | 200.5              | 89.5                | 133.4                          | 179.9        | 167.6        |
| Usable fireplace .....                                     | 534.8                | 449.4        | 85.4         | 95.5                         | 2.9          | 6.6               | 8.6         | 60.5                      | 4.7         | 63.0          | 86.0               | 21.8                | 33.2                           | 94.3         | 102.0        |
| Separate dining room .....                                 | 609.2                | 452.9        | 156.3        | 88.8                         | 10.7         | 6.9               | 13.4        | 120.2                     | 8.3         | 78.1          | 115.6              | 36.5                | 76.1                           | 122.3        | 101.3        |
| With 2 or more living rooms or recreation rooms, etc. .... | 424.4                | 365.2        | 59.2         | 53.9                         | 4.1          | 4.2               | 9.4         | 70.3                      | 2.5         | 63.9          | 56.8               | 20.4                | 38.6                           | 88.4         | 73.7         |
| Garage or carport included with home .....                 | 584.6                | 520.9        | 63.7         | 87.3                         | 2.4          | 6.4               | 9.4         | 83.0                      | 5.9         | 87.9          | 71.2               | 28.2                | 52.7                           | 100.7        | 96.3         |
| Not included .....   | 488.8                | 168.8        | 320.0        | 42.3                         | 37.0         | 9.4               | 28.8        | 170.8                     | 10.0        | 64.8          | 170.1              | 85.6                | 106.6                          | 90.0         | 78.1         |
| Offstreet parking included .....                           | 446.3                | 154.6        | 291.7        | 40.9                         | 32.9         | 7.6               | 25.3        | 151.9                     | 9.2         | 55.1          | 157.0              | 70.6                | 87.4                           | 87.7         | 72.2         |
| Offstreet parking not reported .....                       | 2.1                  | .9           | 1.1          | .2                           | -            | -                 | -           | -                         | -           | .2            | .7                 | -                   | -                              | .5           | .4           |
| Garage or carport not reported .....                       | 6.4                  | 1.3          | 5.1          | 1.3                          | -            | -                 | -           | 2.5                       | -           | 1.1           | 1.2                | .4                  | 1.1                            | 2.1          | .9           |
| <b>Cars and Trucks Available</b>                           |                      |              |              |                              |              |                   |             |                           |             |               |                    |                     |                                |              |              |
| No cars, trucks, or vans .....                             | 91.7                 | 18.1         | 73.5         | 1.4                          | 3.6          | 3.4               | 9.2         | 61.9                      | .3          | 26.1          | 32.9               | 48.8                | 49.8                           | 14.4         | 4.3          |
| Other households without cars .....                        | 38.6                 | 26.4         | 12.2         | 4.7                          | 1.5          | .6                | 1.0         | 2.9                       | 1.6         | 3.2           | 11.1               | 2.5                 | 3.7                            | 6.1          | 3.2          |
| 1 car with or without trucks or vans .....                 | 501.9                | 302.9        | 199.0        | 61.8                         | 28.0         | 6.7               | 15.9        | 112.0                     | 7.8         | 79.7          | 116.9              | 46.3                | 69.4                           | 87.5         | 82.7         |
| 2 cars .....   | 354.9                | 263.8        | 91.1         | 54.4                         | 6.3          | 3.6               | 9.4         | 64.7                      | 4.9         | 38.3          | 70.3               | 13.4                | 32.0                           | 70.1         | 65.4         |
| 3 or more cars .....                                       | 92.8                 | 79.8         | 13.0         | 8.6                          | -            | 1.4               | 2.7         | 14.9                      | 1.3         | 6.5           | 11.2               | 3.2                 | 5.5                            | 14.7         | 19.6         |
| With cars, no trucks or vans .....                         | 614.4                | 368.4        | 246.0        | 82.8                         | 18.8         | 9.2               | 19.3        | 154.7                     | 9.4         | 88.9          | 154.4              | 50.1                | 88.8                           | 130.8        | 115.8        |
| 1 truck or van with or without cars .....                  | 303.5                | 240.3        | 63.1         | 40.3                         | 14.0         | 2.7               | 8.6         | 34.7                      | 4.8         | 34.1          | 48.7               | 13.9                | 17.1                           | 39.8         | 46.2         |
| 2 or more trucks or vans .....                             | 70.2                 | 64.2         | 6.0          | 6.4                          | 3.1          | .5                | 1.0         | 5.0                       | 1.4         | 4.8           | 6.5                | 1.4                 | 4.6                            | 7.9          | 8.9          |
| <b>Owner or Manager on Property</b>                        |                      |              |              |                              |              |                   |             |                           |             |               |                    |                     |                                |              |              |
| Rental, multiunit <sup>3</sup> .....                       | 278.0                | ...          | 278.0        | 35.2                         | ...          | 5.0               | 11.4        | 118.4                     | 7.0         | 23.9          | 135.0              | 58.2                | 74.5                           | 60.7         | 48.7         |
| Owner or manager lives on property .....                   | 100.0                | ...          | 100.0        | 16.5                         | ...          | 1.4               | 3.2         | 29.0                      | 3.8         | 9.6           | 49.3               | 13.9                | 18.9                           | 24.6         | 23.9         |
| Neither owner nor manager lives on property .....          | 177.9                | ...          | 177.9        | 18.8                         | ...          | 3.6               | 8.2         | 89.4                      | 3.4         | 14.3          | 85.7               | 44.3                | 55.6                           | 36.1         | 24.8         |
| <b>Selected Deficiencies<sup>2</sup></b>                   |                      |              |              |                              |              |                   |             |                           |             |               |                    |                     |                                |              |              |
| Signs of rats in last 3 months .....                       | 44.5                 | 23.4         | 21.1         | 1.7                          | 2.8          | 3.0               | 8.5         | 19.4                      | 2           | 5.8           | 8.7                | 8.0                 | 16.8                           | 5.9          | 8.0          |
| Holes in floors .....                                      | 7.9                  | 4.0          | 3.8          | .3                           | .5           | .6                | 3.5         | 3.3                       | -           | 1.1           | 1.7                | 1.8                 | 3.5                            | .5           | .9           |
| Open cracks or holes (interior) .....                      | 36.0                 | 15.6         | 20.4         | .5                           | -            | 1.9               | 13.9        | 17.0                      | 4           | 4.4           | 7.6                | 7.6                 | 10.5                           | 6.1          | 6.7          |
| Broken plaster or peeling paint (interior) .....           | 25.1                 | 11.9         | 13.2         | .8                           | -            | 1.9               | 10.2        | 12.6                      | 2           | 3.7           | 4.8                | 8.1                 | 10.2                           | 3.9          | 2.7          |
| No electrical wiring .....                                 | -                    | -            | -            | -                            | -            | -                 | -           | -                         | -           | -             | -                  | -                   | -                              | -            | -            |
| Exposed wiring .....                                       | 21.2                 | 11.6         | 9.5          | 1.3                          | 1.4          | 4                 | 1.7         | 6.8                       | -           | 3.1           | 5.1                | 3.7                 | 1.7                            | 6.0          | 4.1          |
| Rooms without electric outlets .....                       | 12.5                 | 7.8          | 4.7          | 1.2                          | -            | 4                 | .9          | 2.9                       | .3          | 1.5           | 3.7                | 1.2                 | 2.9                            | 2.1          | 3.4          |
| <b>Water Leakage During Last 12 Months</b>                 |                      |              |              |                              |              |                   |             |                           |             |               |                    |                     |                                |              |              |
| No leakage from inside structure .....                     | 938.7                | 620.8        | 317.8        | 119.3                        | 33.2         | 12.5              | 25.8        | 208.6                     | 14.5        | 142.7         | 204.4              | 82.6                | 136.3                          | 164.9        | 145.1        |
| With leakage from inside structure <sup>2</sup> .....      | 134.9                | 66.1         | 68.8         | 10.6                         | 5.3          | 3.3               | 12.5        | 46.5                      | 1.0         | 10.8          | 36.4               | 20.4                | 23.5                           | 27.9         | 27.1         |
| Fixtures backed up or overflowed .....                     | 48.0                 | 25.5         | 22.5         | 3.7                          | 1.6          | .9                | 3.4         | 17.5                      | .3          | 3.4           | 13.9               | 7.0                 | 8.4                            | 11.4         | 9.3          |
| Pipes leaked .....   | 65.1                 | 28.1         | 37.0         | 4.8                          | 2.8          | 2.0               | 6.9         | 24.6                      | 1.0         | 5.2           | 17.5               | 10.8                | 11.7                           | 14.3         | 12.7         |
| Other or unknown (includes not reported) .....             | 24.1                 | 12.9         | 11.2         | 2.1                          | .9           | .6                | .8          | 5.1                       | -           | 2.3           | 7.0                | 3.3                 | 4.0                            | 3.3          | 5.1          |
| Interior leakage not reported .....                        | 6.3                  | 4.2          | 2.1          | 1.0                          | .9           | -                 | -           | 1.2                       | .4          | .3            | 1.6                | 1.3                 | .5                             | -            | 3.1          |
| No leakage from outside structure .....                    | 906.1                | 563.7        | 342.4        | 108.7                        | 36.6         | 11.8              | 27.0        | 214.9                     | 13.6        | 138.0         | 212.8              | 98.1                | 138.0                          | 157.3        | 144.7        |
| With leakage from outside structure <sup>2</sup> .....     | 167.6                | 123.2        | 44.4         | 21.7                         | 2.8          | 3.9               | 11.0        | 39.6                      | 1.9         | 15.2          | 28.3               | 14.6                | 22.1                           | 35.0         | 27.6         |
| Roof .....   | 83.9                 | 60.8         | 23.1         | 11.0                         | 2.0          | 2.1               | 6.2         | 19.7                      | 1.0         | 6.6           | 12.2               | 6.6                 | 10.6                           | 16.8         | 13.4         |
| Basement .....   | 38.4                 | 33.2         | 5.2          | 4.2                          | -            | 1.2               | 2.4         | 7.4                       | .7          | 2.5           | 4.9                | 1.7                 | 4.6                            | 8.8          | 6.3          |
| Walls, closed windows, or doors .....                      | 30.2                 | 18.2         | 12.0         | 5.5                          | 1.4          | .5                | 2.3         | 8.2                       | .2          | 2.9           | 7.9                | 3.4                 | 3.9                            | 7.4          | 5.5          |
| Other or unknown (includes not reported) .....             | 22.4                 | 16.3         | 6.1          | 3.2                          | -            | 4                 | 1.3         | 6.1                       | -           | 1.8           | 4.0                | 1.7                 | 3.9                            | 2.9          | 3.2          |
| Exterior leakage not reported .....                        | 6.1                  | 4.2          | 2.0          | .5                           | -            | -                 | .2          | 1.8                       | .4          | .7            | 1.4                | 1.5                 | .2                             | .6           | 2.9          |
| <b>Overall Opinion of Structure</b>                        |                      |              |              |                              |              |                   |             |                           |             |               |                    |                     |                                |              |              |
| 1 (worst) .....  | 6.7                  | 2.3          | 4.5          | -                            | .3           | .5                | 2.1         | 3.1                       | .3          | .8            | 3.4                | 1.5                 | 3.0                            | 1.2          | 1.1          |
| 2 .....  | 5.5                  | 1.1          | 4.4          | -                            | -            | -                 | 1.7         | 3.1                       | .2          | .8            | 3.4                | 2.4                 | 1.8                            | .7           | .4           |
| 3 .....  | 5.4                  | .9           | 4.6          | -                            | .6           | .5                | .9          | 2.0                       | -           | .4            | 2.7                | 1.5                 | 1.3                            | .6           | .6           |
| 4 .....  | 15.1                 | 5.3          | 9.8          | .5                           | .5           | .2                | 2.1         | 3.7                       | .3          | 1.3           | 5.1                | 3.2                 | 1.7                            | 2.9          | 2.4          |
| 5 .....  | 67.0                 | 28.8         | 38.2         | 2.7                          | 5.5          | 1.5               | 8.2         | 23.6                      | 1.4         | 9.6           | 15.9               | 13.6                | 16.6                           | 7.5          | 10.8         |
| 6 .....  | 62.2                 | 30.7         | 31.5         | 3.6                          | 2.9          | -                 | 2.7         | 19.5                      | .8          | 5.4           | 17.6               | 7.8                 | 10.6                           | 10.9         | 8.6          |
| 7 .....  | 144.1                | 75.5         | 67.6         | 12.4                         | 5.4          | 2.4               | 4.4         | 37.4                      | 1.4         | 14.5          | 36.6               | 12.6                | 27.8                           | 28.1         | 19.1         |
| 8 .....  | 289.9                | 168.7        | 101.2        | 31.0                         | 8.8          | 2.7               | 5.2         | 62.4                      | 4.6         | 32.6          | 63.6               | 27.5                | 34.2                           | 51.6         | 47.3         |
| 9 .....  | 166.8                | 117.0        | 49.8         | 27.1                         | 3.4          | 1.9               | 3.4         | 31.0                      | 2.6         | 21.1          | 37.0               | 13.6                | 18.0                           | 34.4         | 32.2         |
| 10 (best) .....  | 322.5                | 252.1        | 70.4         | 51.6                         | 10.5         | 5.4               | 6.0         | 67.9                      | 4.1         | 62.9          | 53.2               | 27.5                | 42.9                           | 53.6         | 50.3         |
| Not reported .....   | 14.7                 | 8.1          | 6.6          | 1.9                          | 1.6          | .6                | 1.4         | 2.7                       | .3          | 4.2           | 3.8                | 3.2                 | 2.5                            | 1.5          | 2.5          |
| <b>Selected Physical Problems</b>                          |                      |              |              |                              |              |                   |             |                           |             |               |                    |                     |                                |              |              |
| Severe physical problems <sup>2</sup> .....                | 15.8                 | 8.2          | 7.5          | 1.3                          | .6           | 15.8              | ...         | 5.7                       | -           | 2.7           | 4.2                | 4.1                 | 4.8                            | 1.2          | 2.8          |
| Plumbing .....   | 12.7                 | 7.7          | 5.0          | 1.3                          | .6           | 12.7              | ...         | 3.8                       | -           | 2.3           | 3.5                | 3.0                 | 2.9                            | .8           | 2.2          |
| Heating .....  | 2.3                  | .5           | 1.8          | -                            | -            | 2.3               | ...         | 1.3                       | -           | .3            | .7                 | .9                  | 1.4                            | .3           | .6           |
| Electric .....   | .2                   | -            | .2           | -                            | -            | .2                | ...         | .2                        | -           | -             | -                  | .2                  | .2                             | -            | .6           |
| Upkeep .....   | .8                   | -            | .8           | -                            | -            | .8                | ...         | .8                        | -           | .2            | -                  | -                   | .8                             | .2           | .6           |
| Hallways .....   | -                    | -            | -            | -                            | -            | -                 | ...         | -                         | -           | -             | -                  | -                   | -                              | -            | -            |
| Moderate physical problems <sup>2</sup> .....              | 38.2                 | 17.3         | 21.0         | .8                           | .4           | ...               | 38.2        | 18.9                      | .3          | 10.4          | 7.9                | 10.7                | 10.5                           | 4.6          | 4.7          |
| Plumbing .....   | 2.6                  | .6           | 2.0          | .5                           | -            | ...               | 2.6         | 1.0                       | -           | 4             | 1.0                | 4                   | 1.0                            | .3           | .8           |
| Heating .....  | 20.5                 | 11.0         | 9.5          | .3                           | .4           | ...               | 20.5        | 9.6                       | -           | 7.9           | 2.9                | 7.2                 | 4.4                            | 1.8          | .8           |
| Upkeep .....   | 13.8                 | 5.9          | 8.0          | -                            | -            | ...               | 13.8        | 8.2                       | -           | 1.8           | 3.1                | 3.6                 | 5.5                            | 1.5          | 2.8          |
| Hallways .....   | 1.1                  | -            | 1.1          | -                            | -            | ...               | 1.1         | .8                        | -           | -             | .4                 | .2                  | .5                             | -            | .2           |
| Kitchen .....  | 2.4                  | .3           | 2.1          | -                            | -            | ...               | 2.4         | 1.0                       | -           | .8            | 1.5                | .4                  | .4                             | .9           | .4           |

<sup>1</sup>See back cover for details.<sup>2</sup>Figures may not add to total because more than one category may apply to a unit.<sup>3</sup>Two or more units of any tenure in the structure.

Table 2-8. Neighborhood - Occupied Units

[Numbers in thousands. For meaning of symbols, see text.]

| Characteristics  | Total occupied units | Tenure       |              | Housing unit characteristics |              |                   |             | Household characteristics |             |               |                    |                     | Selected subareas <sup>1</sup> |              |              |
|--|----------------------|--------------|--------------|------------------------------|--------------|-------------------|-------------|---------------------------|-------------|---------------|--------------------|---------------------|--------------------------------|--------------|--------------|
|  |                      | Owner        | Renter       | New construction 4 yrs       | Mobile homes | Physical problems |             | Black                     | Hispanic    | Elderly (65+) | Moved in past year | Below poverty level | Area one                       | Area two     | Area three   |
|  |                      |              |              |                              |              | Severe            | Moderate    |                           |             |               |                    |                     |                                |              |              |
| <b>Total</b>   | <b>1 079.8</b>       | <b>691.1</b> | <b>388.7</b> | <b>130.9</b>                 | <b>39.4</b>  | <b>15.8</b>       | <b>38.2</b> | <b>256.3</b>              | <b>15.9</b> | <b>153.8</b>  | <b>242.5</b>       | <b>114.2</b>        | <b>160.3</b>                   | <b>192.8</b> | <b>175.3</b> |
| <b>Overall Opinion of Neighborhood</b>                     |                      |              |              |                              |              |                   |             |                           |             |               |                    |                     |                                |              |              |
| 1 (worst)  | 15.0                 | 3.9          | 11.1         | -                            | 1.4          | .8                | 1.5         | 9.0                       | .3          | .3            | 5.6                | 6.0                 | 6.5                            | 2.4          | 1.8          |
| 2  | 12.4                 | 4.1          | 8.4          | .5                           | .8           | .6                | 1.5         | 5.4                       | -           | 2.4           | 4.8                | 2.8                 | 5.3                            | 1.5          | 1.1          |
| 3  | 14.0                 | 3.6          | 10.4         | .3                           | .5           | .3                | .9          | 8.1                       | .3          | .3            | 6.7                | 4.0                 | 5.0                            | 2.7          | 1.2          |
| 4  | 15.7                 | 8.7          | 7.0          | .3                           | -            | .3                | 1.2         | 4.0                       | .6          | 1.6           | 2.6                | 2.7                 | 2.1                            | 4.3          | 2.8          |
| 5  | 74.0                 | 38.4         | 35.6         | 3.6                          | 5.3          | .5                | 3.7         | 23.8                      | .5          | 8.8           | 16.5               | 12.0                | 16.7                           | 15.9         | 10.9         |
| 6  | 69.3                 | 34.8         | 34.5         | 5.6                          | 1.3          | .8                | 2.6         | 18.3                      | .8          | 4.7           | 19.6               | 6.7                 | 10.0                           | 14.4         | 10.6         |
| 7  | 125.0                | 71.9         | 53.2         | 11.7                         | 5.3          | 1.8               | 3.2         | 28.1                      | 1.6         | 12.6          | 29.0               | 10.5                | 20.6                           | 23.8         | 17.8         |
| 8  | 254.0                | 163.6        | 90.4         | 28.5                         | 7.1          | 2.9               | 8.0         | 54.5                      | 5.1         | 33.1          | 54.8               | 25.1                | 32.1                           | 45.7         | 44.3         |
| 9  | 162.5                | 117.6        | 44.9         | 27.1                         | 3.2          | 1.6               | 3.3         | 35.9                      | 2.1         | 23.5          | 35.0               | 11.5                | 17.8                           | 30.2         | 31.3         |
| 10 (best)  | 310.3                | 227.4        | 83.0         | 49.9                         | 13.5         | 5.7               | 9.7         | 64.5                      | 4.1         | 59.8          | 61.2               | 28.1                | 40.3                           | 49.7         | 48.6         |
| No neighborhood  | 6.6                  | 4.5          | 2.1          | .8                           | -            | -                 | 1.0         | 1.0                       | -           | 2.6           | .8                 | .9                  | 1.0                            | .3           | .5           |
| Not reported   | 20.9                 | 12.6         | 8.3          | 2.7                          | .9           | .6                | 1.6         | 3.7                       | .6          | 4.0           | 5.9                | 3.9                 | 2.9                            | 2.0          | 4.2          |
| <b>Neighborhood Conditions</b>                             |                      |              |              |                              |              |                   |             |                           |             |               |                    |                     |                                |              |              |
| With neighborhood  | 1 052.3              | 674.0        | 378.3        | 127.5                        | 38.5         | 15.2              | 35.5        | 251.7                     | 15.3        | 147.2         | 235.7              | 109.4               | 156.5                          | 190.5        | 170.6        |
| No problems  | 639.8                | 420.2        | 219.6        | 83.1                         | 28.3         | 8.5               | 21.6        | 138.1                     | 9.5         | 105.9         | 145.2              | 59.6                | 75.2                           | 115.7        | 98.7         |
| With problems <sup>2</sup>                                 | 394.7                | 239.0        | 155.8        | 39.4                         | 10.2         | 6.7               | 13.7        | 111.2                     | 5.5         | 39.1          | 88.8               | 48.1                | 80.9                           | 73.1         | 71.0         |
| Crime  | 76.5                 | 32.6         | 43.9         | 6.7                          | 1.5          | 1.3               | 3.4         | 35.5                      | 1.2         | 3.7           | 21.3               | 16.3                | 36.5                           | 14.0         | 7.7          |
| Noise  | 65.8                 | 31.8         | 34.0         | 3.2                          | 3.0          | 1.1               | 4.5         | 21.0                      | 2.2         | 9.3           | 16.6               | 10.4                | 13.9                           | 11.9         | 12.1         |
| Traffic  | 71.5                 | 47.5         | 24.0         | 6.1                          | 1.5          | 1.6               | 2.8         | 11.4                      | 4.4         | 9.4           | 15.2               | 5.3                 | 9.7                            | 12.5         | 14.4         |
| Litter or housing deterioration                            | 42.0                 | 31.7         | 10.3         | 3.1                          | .5           | 1.5               | 1.5         | 10.2                      | .3          | 6.4           | 5.8                | 4.1                 | 8.6                            | 9.4          | 7.8          |
| Poor city or county services                               | 21.2                 | 15.3         | 5.9          | 4.0                          | -            | -                 | .6          | 7.4                       | .3          | 2.2           | 4.9                | 1.2                 | 4.6                            | 5.0          | 3.5          |
| Undesirable commercial, institutional, industrial          | 15.9                 | 11.4         | 4.5          | 2.1                          | -            | .3                | .4          | 3.5                       | .2          | 1.0           | 2.8                | .6                  | 3.7                            | 3.9          | 1.0          |
| People   | 135.1                | 74.7         | 60.5         | 9.5                          | 6.5          | 1.6               | 5.6         | 39.7                      | 2.2         | 11.1          | 32.2               | 21.9                | 27.0                           | 27.6         | 24.2         |
| Other  | 76.6                 | 49.6         | 27.1         | 14.2                         | 2.8          | 1.2               | 2.0         | 17.7                      | .8          | 5.2           | 18.7               | 5.4                 | 8.4                            | 12.4         | 17.8         |
| Type of problem not reported                               | 16.0                 | 10.6         | 5.4          | 3.0                          | -            | -                 | .6          | 4.5                       | .5          | 1.0           | 3.9                | .7                  | 1.4                            | 2.0          | 4.3          |
| Presence of problems not reported                          | 17.7                 | 14.8         | 2.9          | 5.0                          | -            | -                 | .2          | 2.4                       | .3          | 2.2           | 1.7                | 1.7                 | .4                             | 1.7          | .9           |
| <b>Description of Area Within 300 Feet<sup>2</sup></b>     |                      |              |              |                              |              |                   |             |                           |             |               |                    |                     |                                |              |              |
| Single-family detached houses                              | 724.5                | 601.5        | 123.0        | 80.3                         | 13.8         | 7.6               | 27.5        | 144.5                     | 7.4         | 117.6         | 98.3               | 54.0                | 96.0                           | 126.7        | 114.0        |
| Only single-family detached                                | 40.3                 | 33.0         | 7.3          | 1.9                          | -            | .3                | 1.9         | 4.3                       | .2          | 10.8          | 3.8                | 6.0                 | 6.4                            | 3.2          | 3.2          |
| Single-family attached or 1 to 3 story multiunit           | 313.1                | 51.4         | 261.7        | 38.5                         | .7           | 6.8               | 13.7        | 119.5                     | 6.7         | 24.0          | 134.2              | 53.3                | 69.1                           | 68.9         | 56.4         |
| 4 to 6 story multiunit                                     | 14.5                 | .3           | 14.3         | 3.5                          | -            | .1                | .3          | 4.4                       | -           | 3.8           | 6.1                | 3.8                 | 10.6                           | 1.0          | .8           |
| 7 stories or more multiunit                                | 9.1                  | 2.1          | 7.1          | .9                           | -            | -                 | -           | 1.6                       | .3          | 5.6           | 1.1                | 3.1                 | 8.0                            | .5           | .6           |
| Mobile homes   | 34.6                 | 24.2         | 10.4         | 1.6                          | 26.3         | -                 | 2.1         | .6                        | .8          | 5.1           | 11.0               | 3.9                 | .3                             | .6           | 4.6          |
| Residential parking lots                                   | 84.1                 | 30.7         | 53.5         | 6.4                          | 2.4          | 3.2               | 5.4         | 27.6                      | 1.7         | 20.6          | 26.3               | 19.2                | 38.9                           | 11.4         | 6.1          |
| Commercial, institutional, or industrial                   | 188.7                | 32.8         | 155.9        | 26.0                         | 1.8          | 1.7               | 7.0         | 63.8                      | 5.4         | 18.4          | 82.4               | 30.7                | 39.2                           | 29.0         | 33.7         |
| Body of water  | 26.3                 | 21.0         | 5.2          | 6.1                          | 1.1          | -                 | .3          | 3.0                       | .2          | 1.2           | 4.2                | 1.1                 | .3                             | 2.2          | 4.7          |
| Open space, park, woods, farm, or ranch                    | 302.7                | 215.5        | 87.2         | 49.2                         | 17.7         | 5.1               | 13.7        | 50.7                      | 3.2         | 44.6          | 64.9               | 34.4                | 29.3                           | 36.9         | 40.1         |
| 4-lane highway, railroad, or airport                       | 72.3                 | 24.7         | 47.6         | 6.3                          | 3.1          | .3                | 1.9         | 20.4                      | 2.1         | 12.3          | 22.8               | 13.6                | 27.9                           | 14.4         | 9.5          |
| Other  | 28.9                 | 22.3         | 6.6          | 5.8                          | -            | .3                | 1.9         | 5.7                       | -           | 3.6           | 5.7                | 3.4                 | 4.5                            | 2.4          | 3.2          |
| Not observed or not reported                               | 33.7                 | 24.0         | 9.7          | 5.8                          | -            | .3                | 1.9         | 6.6                       | .3          | 3.9           | 7.2                | 4.0                 | 4.8                            | 3.8          | 4.5          |
| <b>Age of Other Residential Buildings Within 300 Feet</b>  |                      |              |              |                              |              |                   |             |                           |             |               |                    |                     |                                |              |              |
| Older  | 30.7                 | 23.4         | 7.3          | 10.7                         | 4.8          | -                 | .6          | 4.4                       | -           | 3.4           | 9.2                | 3.0                 | 5.9                            | 4.3          | .9           |
| About the same   | 874.5                | 548.6        | 325.9        | 111.3                        | 19.8         | 10.8              | 28.9        | 221.7                     | 13.7        | 111.0         | 199.6              | 80.7                | 124.9                          | 172.6        | 162.1        |
| Newer  | 34.8                 | 26.5         | 6.3          | .9                           | .6           | 1.2               | 2.9         | 3.7                       | -           | 11.8          | 3.1                | 5.6                 | 2.9                            | 3.0          | 4.2          |
| Very mixed   | 85.8                 | 54.6         | 31.1         | 5.4                          | 12.4         | .2                | 6.0         | 18.6                      | 1.4         | 17.0          | 18.9               | 12.8                | 18.5                           | 13.8         | 6.4          |
| No other residential buildings                             | 40.3                 | 31.7         | 8.6          | 5.7                          | 1.7          | 1.1               | .9          | 6.4                       | 1.1         | 7.1           | 5.6                | 4.4                 | 5.0                            | 1.5          | 1.4          |
| Not reported   | 13.4                 | 8.5          | 4.9          | 1.0                          | -            | -                 | .4          | 1.8                       | .3          | 2.3           | 3.1                | 1.7                 | 1.4                            | 2.0          | 1.7          |
| <b>Mobile Homes in Group</b>                               |                      |              |              |                              |              |                   |             |                           |             |               |                    |                     |                                |              |              |
| Mobile homes   | 39.3                 | 28.5         | 10.8         | 2.7                          | 39.3         | -                 | .6          | -                         | .5          | 4.1           | 13.8               | 2.7                 | .7                             | .6           | 4.1          |
| 1 to 6   | 15.4                 | 12.5         | 2.9          | .9                           | 15.4         | -                 | .6          | -                         | -           | .6            | 3.9                | .7                  | .7                             | .6           | -            |
| 7 to 20  | 3.6                  | 1.1          | 2.5          | 1.1                          | 3.6          | -                 | -           | -                         | -           | -             | 2.1                | 1.0                 | -                              | -            | -            |
| 21 or more   | 20.3                 | 14.9         | 5.4          | .8                           | 20.3         | -                 | -           | -                         | .5          | 3.4           | 7.8                | 1.8                 | -                              | -            | 4.1          |
| <b>Other Buildings Vandalized or With Interior Exposed</b> |                      |              |              |                              |              |                   |             |                           |             |               |                    |                     |                                |              |              |
| None   | 1 006.9              | 649.0        | 357.8        | 126.9                        | 35.8         | 9.8               | 37.3        | 238.5                     | 14.1        | 142.2         | 225.1              | 95.8                | 142.9                          | 192.9        | 171.5        |
| 1 building   | 5.9                  | 2.0          | 3.9          | .6                           | .6           | .6                | .5          | 3.4                       | .8          | .2            | 2.8                | .6                  | 2.8                            | 1.1          | .2           |
| More than 1 building                                       | 10.8                 | 2.3          | 8.5          | -                            | -            | 1.8               | .9          | 7.5                       | -           | 2.6           | 3.4                | 5.8                 | 8.7                            | .5           | .7           |
| No buildings within 300 feet                               | 33.8                 | 29.1         | 4.7          | 5.1                          | 1.7          | 1.1               | .7          | 3.7                       | .7          | 5.6           | 3.8                | 2.9                 | 1.6                            | .5           | .9           |
| Not reported   | 22.1                 | 13.1         | 9.1          | 2.5                          | 1.1          | -                 | .5          | 3.5                       | .9          | 2.0           | 4.6                | 3.0                 | 2.5                            | 2.4          | 3.4          |
| <b>Bars on Windows of Buildings</b>                        |                      |              |              |                              |              |                   |             |                           |             |               |                    |                     |                                |              |              |
| With other buildings within 300 feet                       | 1 023.6              | 653.3        | 370.3        | 127.5                        | 36.4         | 12.2              | 38.6        | 249.4                     | 14.9        | 145.1         | 231.2              | 102.2               | 154.5                          | 194.4        | 172.4        |
| No bars on windows   | 948.7                | 608.2        | 340.5        | 126.3                        | 34.7         | 9.6               | 32.1        | 198.4                     | 14.6        | 132.0         | 218.3              | 87.4                | 112.2                          | 176.1        | 168.8        |
| 1 building with bars                                       | 17.4                 | 10.7         | 6.7          | .5                           | -            | .2                | 2.2         | 12.4                      | -           | 5.3           | 2.6                | 2.7                 | 7.7                            | 4.8          | 1.5          |
| 2 or more buildings with bars                              | 48.5                 | 29.5         | 19.0         | .6                           | -            | 2.4               | 3.6         | 35.1                      | .3          | 6.4           | 9.0                | 11.4                | 31.5                           | 12.1         | 1.9          |
| Not reported   | 9.0                  | 4.9          | 4.1          | -                            | 1.8          | -                 | .8          | 3.4                       | -           | 1.4           | 1.4                | .8                  | 3.1                            | 1.3          | .2           |
| <b>Condition of Streets</b>                                |                      |              |              |                              |              |                   |             |                           |             |               |                    |                     |                                |              |              |
| No repairs needed  | 889.0                | 601.8        | 287.1        | 123.3                        | 26.9         | 10.3              | 26.6        | 196.2                     | 12.2        | 125.2         | 195.7              | 71.3                | 88.1                           | 183.3        | 155.3        |
| Minor repair needed  | 141.9                | 68.4         | 73.5         | 7.3                          | 10.3         | 1.9               | 11.7        | 49.2                      | 2.9         | 20.4          | 33.2               | 27.4                | 61.4                           | 10.2         | 16.2         |
| Major repair needed  | 15.6                 | 6.7          | 8.9          | 1.0                          | 1.2          | .2                | 1.0         | 5.1                       | .3          | 3.5           | 3.6                | 6.5                 | 5.9                            | -            | 1.2          |
| No streets within 300 feet                                 | 24.5                 | 14.9         | 9.6          | 3.2                          | .9           | .9                | .4          | 3.9                       | .7          | 3.1           | 4.7                | 2.3                 | 2.5                            | 1.9          | 2.0          |
| Not reported   | 8.5                  | 3.5          | 5.0          | .3                           | -            | -                 | .2          | 2.2                       | .3          | .5            | 2.3                | .6                  | .6                             | 1.9          | 2.0          |
| <b>Trash, Litter, or Junk on Streets or any Properties</b> |                      |              |              |                              |              |                   |             |                           |             |               |                    |                     |                                |              |              |
| None   | 867.6                | 599.5        | 268.0        | 123.7                        | 26.9         | 6.7               | 20.5        | 185.1                     | 12.9        | 121.5         | 183.0              | 63.8                | 97.0                           | 168.1        | 144.2        |
| Minor accumulation   | 188.6                | 86.6         | 102.1        | 11.1                         | 9.8          | 3.9               | 17.5        | 63.4                      | 3.2         | 28.3          | 50.6               | 36.0                | 53.9                           | 27.1         | 28.2         |
| Major accumulation   | 17.1                 | 7.2          | 9.9          | .3                           | 2.6          | 2.7               | 1.9         | 6.9                       | -           | 2.6           | 3.8                | 7.7                 | 7.4                            | .2           | 2.4          |
| Not reported   | 6.1                  | 2.1          | 4.0          | -                            | -            | -                 | -           | 1.1                       | .3          | .3            | 2.2                | .6                  | .3                             | 1.8          | 1.6          |

<sup>1</sup>See back cover for details.

<sup>2</sup>Figures may not add to total because more than one category may apply to a unit.

Table 2-9. Household Composition - Occupied Units

[Numbers in thousands. For meaning of symbols, see text.]

| Characteristics                                      | Total occupied units | Tenure         |              | Housing unit characteristics |              |                   |              | Household characteristics |             |               |                    |                     | Selected subareas* |              |              |
|--|----------------------|----------------|--------------|------------------------------|--------------|-------------------|--------------|---------------------------|-------------|---------------|--------------------|---------------------|--------------------|--------------|--------------|
|  |                      | Owner          | Renter       | New construction 4 yrs       | Mobile homes | Physical problems |              | Black                     | Hispanic    | Elderly (65+) | Moved in past year | Below poverty level | Area one           | Area two     | Area three   |
|  |                      |                |              |                              |              | Severe            | Moderate     |                           |             |               |                    |                     |                    |              |              |
| <b>Population in housing units</b> .....             | <b>2 815.9</b>       | <b>1 907.6</b> | <b>908.3</b> | <b>340.2</b>                 | <b>93.9</b>  | <b>38.9</b>       | <b>106.1</b> | <b>707.8</b>              | <b>48.6</b> | <b>292.2</b>  | <b>586.9</b>       | <b>290.9</b>        | <b>372.9</b>       | <b>497.2</b> | <b>444.7</b> |
| <b>Total</b> .....                                   | <b>1 079.8</b>       | <b>691.1</b>   | <b>388.7</b> | <b>130.9</b>                 | <b>39.4</b>  | <b>15.8</b>       | <b>38.2</b>  | <b>256.3</b>              | <b>15.9</b> | <b>153.8</b>  | <b>242.5</b>       | <b>114.2</b>        | <b>160.3</b>       | <b>192.8</b> | <b>175.3</b> |
| <b>Persons</b>                                       |                      |                |              |                              |              |                   |              |                           |             |               |                    |                     |                    |              |              |
| 1 person .....                                       | 246.6                | 115.3          | 131.3        | 27.6                         | 10.7         | 5.5               | 9.3          | 58.9                      | 3.2         | 58.1          | 67.9               | 39.0                | 56.4               | 50.2         | 39.3         |
| 2 persons .....                                      | 348.0                | 229.1          | 118.9        | 45.4                         | 11.5         | 5.0               | 10.9         | 70.4                      | 3.8         | 70.9          | 81.5               | 29.8                | 45.1               | 62.4         | 61.2         |
| 3 persons .....                                      | 211.3                | 148.2          | 63.1         | 27.1                         | 10.7         | 2.4               | 7.6          | 53.4                      | 2.7         | 15.0          | 43.7               | 16.5                | 28.1               | 33.5         | 34.3         |
| 4 persons .....                                      | 175.2                | 130.7          | 44.5         | 17.9                         | 4.6          | 1.3               | 5.6          | 40.0                      | 3.9         | 5.6           | 28.9               | 14.1                | 18.8               | 26.7         | 26.4         |
| 5 persons .....                                      | 70.9                 | 50.0           | 20.9         | 9.1                          | 1.9          | .4                | 2.3          | 21.5                      | 1.5         | 2.6           | 15.5               | 9.0                 | 7.8                | 12.4         | 10.8         |
| 6 persons .....                                      | 17.6                 | 11.8           | 5.8          | 3.1                          | -.8          | 1.4               | 7.0          | .7                        | .6          | 3.4           | 3.4                | 2.1                 | 4.6                | 2.4          | 2.4          |
| 7 persons or more .....                              | 10.2                 | 5.9            | 4.3          | .5                           | -.2          | 1.2               | 5.1          | -.1                       | 1.0         | 1.5           | 2.5                | 1.9                 | 3.0                | .8           | .8           |
| Median .....   | 2.3                  | 2.5            | 2.0          | 2.3                          | 2.3          | 2.0               | 2.4          | 2.5                       | 2.8         | 1.8           | 2.2                | 2.1                 | 2.0                | 2.2          | 2.3          |
| <b>Number of Single Children Under 18 Years Old</b>  |                      |                |              |                              |              |                   |              |                           |             |               |                    |                     |                    |              |              |
| None .....   | 667.1                | 415.8          | 251.4        | 77.9                         | 24.8         | 10.9              | 22.6         | 126.7                     | 8.6         | 148.7         | 154.4              | 63.8                | 105.3              | 127.9        | 114.4        |
| 1 .....  | 188.4                | 129.4          | 59.1         | 28.1                         | 7.7          | 2.4               | 5.7          | 60.8                      | 2.7         | 3.0           | 38.9               | 15.3                | 23.8               | 31.3         | 25.8         |
| 2 .....  | 153.2                | 105.4          | 47.9         | 17.4                         | 5.8          | 1.2               | 5.0          | 41.9                      | 3.2         | 1.8           | 28.7               | 17.4                | 19.2               | 21.6         | 24.7         |
| 3 .....  | 52.0                 | 32.6           | 19.4         | 7.9                          | 1.1          | .2                | 2.4          | 16.1                      | 1.2         | 1.3           | 16.2               | 9.8                 | 6.7                | 8.3          | 8.7          |
| 4 .....  | 13.4                 | 5.7            | 7.7          | 1.4                          | -.8          | 1.4               | 7.5          | .3                        | .7          | .3            | 3.3                | 5.3                 | 3.5                | 2.5          | .9           |
| 5 .....  | 3.9                  | 1.8            | 2.3          | .3                           | -.2          | .7                | 2.7          | -.1                       | -.1         | .8            | 1.6                | 1.3                 | .9                 | .8           | .8           |
| 6 or more .....                                      | 1.6                  | .6             | 1.0          | -.1                          | -.1          | .3                | .7           | -.1                       | .3          | .2            | 1.0                | .4                  | .3                 | -.1          | -.1          |
| Median .....   | .5                   | .5             | .5           | .5                           | .5           | .5                | .5           | .5                        | .5          | .5            | .5                 | .5                  | .5                 | .5           | .5           |
| <b>Persons 65 Years Old and Over</b>                 |                      |                |              |                              |              |                   |              |                           |             |               |                    |                     |                    |              |              |
| None .....   | 902.2                | 552.1          | 350.1        | 121.8                        | 35.0         | 12.8              | 27.0         | 223.5                     | 15.2        | ..            | 232.7              | 87.2                | 123.3              | 165.1        | 150.5        |
| 1 person .....                                       | 118.2                | 86.1           | 32.2         | 5.2                          | 3.2          | 1.6               | 7.5          | 24.7                      | .7          | 95.5          | 6.6                | 20.5                | 28.6               | 19.6         | 14.1         |
| 2 persons or more .....                              | 59.4                 | 52.9           | 6.4          | 3.9                          | 1.2          | 1.3               | 3.8          | 8.2                       | ..          | 58.3          | 3.2                | 6.5                 | 8.4                | 8.1          | 10.6         |
| <b>Age of Householder</b>                            |                      |                |              |                              |              |                   |              |                           |             |               |                    |                     |                    |              |              |
| Under 25 years .....                                 | 68.5                 | 9.1            | 59.5         | 10.7                         | 3.6          | 1.1               | 3.0          | 25.2                      | 1.5         | ..            | 48.4               | 17.7                | 14.4               | 11.7         | 12.4         |
| 25 to 29 .....                                       | 120.0                | 43.0           | 77.0         | 26.5                         | 4.8          | 1.7               | 5.2          | 32.4                      | 4.1         | ..            | 58.7               | 13.3                | 18.8               | 23.3         | 25.8         |
| 30 to 34 .....                                       | 153.3                | 81.9           | 71.4         | 24.0                         | 5.3          | 3.0               | 4.3          | 41.3                      | 4.2         | ..            | 44.2               | 14.2                | 22.4               | 26.1         | 28.6         |
| 35 to 44 .....                                       | 284.1                | 194.2          | 89.0         | 37.0                         | 9.7          | 3.8               | 6.7          | 69.7                      | 2.9         | ..            | 56.1               | 19.1                | 33.3               | 51.5         | 42.0         |
| 45 to 54 .....                                       | 182.3                | 143.7          | 38.6         | 19.9                         | 5.5          | 1.8               | 4.7          | 37.9                      | 2.1         | ..            | 20.0               | 12.2                | 22.2               | 35.6         | 28.0         |
| 55 to 64 .....                                       | 117.7                | 99.0           | 18.7         | 5.1                          | 7.0          | 1.5               | 3.9          | 21.4                      | 1.1         | ..            | 7.2                | 12.8                | 14.8               | 21.2         | 17.3         |
| 65 to 74 .....                                       | 98.7                 | 82.6           | 16.1         | 4.8                          | 2.9          | 1.7               | 5.5          | 18.4                      | ..          | 98.7          | 5.8                | 11.9                | 18.9               | 15.9         | 14.0         |
| 75 years and over .....                              | 55.1                 | 37.5           | 17.6         | 2.9                          | .6           | 1.0               | 4.9          | 10.0                      | ..          | 55.1          | 2.1                | 13.0                | 15.5               | 7.6          | 7.2          |
| Median .....   | 42                   | 48             | 34           | 36                           | 41           | 40                | 45           | 39                        | 33          | 73            | 32                 | 41                  | 42                 | 42           | 40           |
| <b>Household Composition by Age of Householder</b>   |                      |                |              |                              |              |                   |              |                           |             |               |                    |                     |                    |              |              |
| 2-or-more person households .....                    | 833.2                | 575.8          | 257.4        | 103.3                        | 28.8         | 10.2              | 29.0         | 197.4                     | 12.7        | 95.7          | 174.6              | 75.2                | 103.9              | 142.6        | 136.0        |
| Married-couple families, no nonrelatives .....       | 573.8                | 457.3          | 116.6        | 83.8                         | 19.8         | 7.5               | 13.7         | 86.3                      | 9.8         | 69.2          | 97.2               | 22.7                | 39.3               | 93.5         | 96.6         |
| Under 25 years .....                                 | 16.2                 | 4.9            | 11.3         | 5.1                          | .6           | .5                | 1.3          | 2.9                       | .4          | ..            | 10.6               | 1.4                 | 1.0                | 2.2          | 2.5          |
| 25 to 29 years .....                                 | 52.4                 | 30.5           | 21.9         | 14.2                         | 1.1          | .3                | 1.5          | 9.3                       | 2.4         | ..            | 22.3               | 1.3                 | 2.5                | 11.9         | 9.7          |
| 30 to 34 years .....                                 | 62.8                 | 60.8           | 22.0         | 15.3                         | 4.9          | 1.6               | 1.6          | 14.7                      | 2.6         | ..            | 21.2               | 1.6                 | 5.8                | 10.5         | 14.5         |
| 35 to 44 years .....                                 | 170.4                | 133.9          | 36.5         | 27.4                         | 6.2          | 1.1               | 2.9          | 28.4                      | 2.2         | ..            | 17.7               | 4.5                 | 9.6                | 26.1         | 26.7         |
| 45 to 64 years .....                                 | 182.9                | 163.4          | 19.5         | 17.5                         | 5.8          | 2.5               | 3.9          | 23.5                      | 2.2         | ..            | 13.1               | 7.7                 | 11.8               | 30.8         | 31.2         |
| 65 years and over .....                              | 69.2                 | 63.6           | 5.4          | 4.3                          | 1.2          | 1.6               | 2.4          | 7.5                       | ..          | 69.2          | 2.3                | 6.1                 | 8.6                | 12.0         | 12.0         |
| Other male householder .....                         | 91.4                 | 49.1           | 42.3         | 7.9                          | 4.1          | .9                | 2.0          | 20.9                      | 1.9         | 9.8           | 27.6               | 6.4                 | 15.4               | 17.9         | 17.8         |
| Under 45 years .....                                 | 62.9                 | 25.2           | 37.7         | 6.9                          | 2.8          | .6                | 1.0          | 13.9                      | 1.9         | ..            | 25.8               | 5.4                 | 10.1               | 12.0         | 12.7         |
| 45 to 64 years .....                                 | 18.7                 | 16.5           | 2.3          | .7                           | -.3          | .7                | 3.8          | ..                        | ..          | ..            | .7                 | .5                  | 3.0                | 4.0          | 3.4          |
| 65 years and over .....                              | 9.8                  | 7.5            | 2.3          | .3                           | 1.4          | ..                | .3           | 3.2                       | ..          | 9.8           | 1.1                | .4                  | 2.3                | 1.9          | 1.7          |
| Other female householder .....                       | 167.9                | 69.4           | 98.6         | 11.7                         | 4.8          | 1.8               | 13.3         | 90.2                      | 1.0         | 16.8          | 49.8               | 46.2                | 49.2               | 31.2         | 21.6         |
| Under 45 years .....                                 | 112.6                | 32.2           | 80.3         | 9.2                          | 2.3          | 1.8               | 7.0          | 65.2                      | .8          | ..            | 45.0               | 34.3                | 34.2               | 19.7         | 17.5         |
| 45 to 64 years .....                                 | 38.5                 | 25.0           | 13.5         | 1.6                          | 2.0          | ..                | 2.8          | 19.0                      | .4          | ..            | 4.0                | 8.1                 | 9.5                | 9.7          | 3.0          |
| 65 years and over .....                              | 16.8                 | 12.1           | 4.7          | .8                           | .4           | ..                | 3.5          | 6.0                       | ..          | 16.8          | .8                 | 3.7                 | 5.6                | 1.8          | 1.1          |
| 1-person households .....                            | 246.6                | 115.3          | 131.3        | 27.6                         | 10.7         | 5.5               | 9.3          | 58.9                      | 3.2         | 58.1          | 67.9               | 39.0                | 56.4               | 50.2         | 39.3         |
| Male householder .....                               | 107.5                | 45.4           | 62.1         | 12.4                         | 3.6          | 2.2               | 3.3          | 26.5                      | 2.3         | 12.4          | 37.5               | 13.6                | 27.6               | 23.2         | 16.5         |
| Under 45 years .....                                 | 69.0                 | 22.6           | 46.4         | 9.7                          | 2.7          | 1.6               | 1.9          | 16.4                      | 1.8         | ..            | 30.6               | 8.8                 | 15.2               | 15.7         | 11.3         |
| 45 to 64 years .....                                 | 26.0                 | 15.2           | 10.9         | 2.1                          | .5           | .3                | .8           | 7.5                       | .8          | ..            | 5.9                | 3.3                 | 7.4                | 5.9          | 3.9          |
| 65 years and over .....                              | 12.4                 | 7.7            | 4.8          | .6                           | .5           | .3                | .5           | 2.6                       | ..          | 12.4          | 1.1                | 1.5                 | 5.1                | 1.6          | 1.3          |
| Female householder .....                             | 139.2                | 69.9           | 69.2         | 15.2                         | 7.1          | 3.3               | 6.0          | 32.4                      | 1.0         | 45.7          | 30.4               | 25.4                | 28.7               | 27.0         | 22.8         |
| Under 45 years .....                                 | 59.6                 | 18.1           | 41.6         | 10.6                         | 2.8          | 2.2               | 1.9          | 17.8                      | 1.0         | ..            | 24.1               | 6.9                 | 10.6               | 14.4         | 14.0         |
| 45 to 64 years .....                                 | 33.8                 | 22.7           | 11.1         | 3.0                          | 4.3          | .3                | .4           | 5.6                       | ..          | ..            | 3.6                | 5.3                 | 5.3                | 6.4          | 3.7          |
| 65 years and over .....                              | 45.7                 | 29.1           | 16.5         | 1.6                          | ..           | .8                | 3.6          | 9.0                       | ..          | 45.7          | 2.6                | 13.2                | 12.9               | 6.1          | 5.1          |
| <b>Adults and Single Children Under 18 Years Old</b> |                      |                |              |                              |              |                   |              |                           |             |               |                    |                     |                    |              |              |
| Total households with children .....                 | 412.7                | 275.3          | 137.4        | 53.0                         | 14.6         | 4.9               | 15.6         | 129.7                     | 7.3         | 7.1           | 88.1               | 50.4                | 55.1               | 64.9         | 60.8         |
| Married couples .....                                | 288.2                | 224.5          | 63.7         | 45.7                         | 11.7         | 3.5               | 7.7          | 55.4                      | 6.7         | 4.2           | 51.6               | 11.1                | 19.1               | 42.5         | 46.0         |
| One child under 6 only .....                         | 50.2                 | 35.5           | 14.7         | 12.2                         | 2.8          | 1.2               | 1.7          | 10.6                      | 1.7         | ..            | 13.5               | .9                  | 4.9                | 7.9          | 8.5          |
| One under 6, one or more 6 to 17 .....               | 46.1                 | 36.1           | 10.0         | 7.1                          | 2.4          | .3                | 1.2          | 10.4                      | .8          | .5            | 7.4                | 1.4                 | 2.6                | 5.7          | 6.9          |
| Two or more under 6 only .....                       | 26.7                 | 18.3           | 8.4          | 4.4                          | .7           | .2                | .6           | 3.6                       | 1.8         | .3            | 7.4                | 2.4                 | 1.3                | 4.1          | 6.4          |
| Two or more under 6, one or more 6 to 17 .....       | 8.1                  | 4.6            | 3.5          | 1.6                          | ..           | ..                | .5           | 2.0                       | .8          | .2            | 2.4                | .9                  | .4                 | 1.8          | 1.0          |
| One or more 6 to 17 only .....                       | 157.1                | 129.9          | 27.2         | 20.6                         | 5.7          | 1.7               | 3.7          | 28.9                      | 2.1         | 3.2           | 20.9               | 5.5                 | 9.9                | 23.0         | 23.2         |
| Other households with two or more adults .....       | 51.4                 | 30.7           | 20.7         | 3.2                          | 1.5          | .5                | 3.2          | 26.9                      | 6.8         | 2.4           | 9.7                | 8.6                 | 11.0               | 10.7         | 5.7          |
| One child under 6 only .....                         | 9.4                  | 5.5            | 3.9          | .5                           | .5           | ..                | .5           | 6.1                       | ..          | .4            | 2.8                | 1.8                 | 2.0                | 2.6          | .9           |
| One under 6, one or more 6 to 17 .....               | 5.9                  | 3.7            | 2.2          | .3                           | ..           | ..                | .3           | 3.5                       | ..          | .5            | 1.6                | 1.3                 | 2.2                | .8           | 1.0          |
| Two or more under 6 only .....                       | 4.2                  | 2.1            | 2.1          | ..                           | .5           | .2                | .4           | 2.0                       | ..          | ..            | .4                 | .8                  | .9                 | .5           | .6           |
| Two or more under 6, one or more 6 to 17 .....       | 2.1                  | .6             | 1.5          | ..                           | ..           | ..                | .3           | 1.8                       | ..          | .3            | .2                 | 1.2                 | .7                 | .6           | .2           |
| One or more 6 to 17 only .....                       | 29.6                 | 18.8           | 10.8         | 2.5                          | .5           | .2                | 1.6          | 13.6                      | .8          | 1.1           | 4.6                | 3.8                 | 5.2                | 6.1          | 3.0          |
| Households with one adult or none .....              | 73.1                 | 20.1           | 53.0         | 4.1                          | 1.4          | 1.0               | 4.7          | 47.3                      | ..          | .5            | 26.8               | 30.7                | 25.0               | 11.7         | 9.1          |
| One child under 6 only .....                         | 12.5                 | 2.0            | 10.5         | .6                           | ..           | .3                | .9           | 8.3                       | ..          | .3            | 5.9                | 5.1                 | 5.7                | 1.2          | 1.7          |
| One under 6, one or more 6 to 17 .....               | 8.9                  | 1.2            | 7.7          | .5                           | ..           | ..                | .6           | 7.3                       | ..          | ..            | 3.7                | 6.1                 | 5.3                | .7           | 1.3          |
| Two or more under 6 only .....                       | 6.8                  | .5             | 6.3          | .3                           | ..           | ..                | .4           | ..                        | ..          | .2            | 4.6                | 5.0                 | 3.6                | 1.2          | .7           |
| Two or more under 6, one or more 6 to 17 .....       | 3.3                  | .2             | 3.1          | ..                           | ..           | .2                | .8           | 3.1                       | ..          | ..            | 2.1                | 2.9                 | 1.5                | .7           | .2           |
| One or more 6 to 17 only .....                       | 41.6                 | 16.2           | 25.4         | 2.7                          | 1.4          | ..                | 2.4          | 24.0                      | ..          | ..            | 10.5               | 11.6                | 8.9                | 8.1          | 5.3          |
| Total households with no children .....              | 667.1                | 415.8          | 251.4        | 77.9                         | 24.8         | 10.9              | 22           |                           |             |               |                    |                     |                    |              |              |

Table 2-9. Household Composition - Occupied Units—Con.

[Numbers in thousands. For meaning of symbols, see text.]

| Characteristics  | Total occupied units | Tenure |        | Housing unit characteristics |              |                   |           | Household characteristics |          |               |                    |                     | Selected subareas <sup>1</sup> |          |            |  |
|--|----------------------|--------|--------|------------------------------|--------------|-------------------|-----------|---------------------------|----------|---------------|--------------------|---------------------|--------------------------------|----------|------------|--|
|  |                      | Owner  | Renter | New construction 4 yrs       | Mobile homes | Physical problems |           | Black                     | Hispanic | Elderly (65+) | Moved in past year | Below poverty level | Area one                       | Area two | Area three |  |
|  |                      |        |        |                              |              | Severe            | Mod-erate |                           |          |               |                    |                     |                                |          |            |  |
| <b>Own Never Married Children Under 18 Years Old</b>     |                      |        |        |                              |              |                   |           |                           |          |               |                    |                     |                                |          |            |  |
| No own children under 18 years                           | 704.5                | 441.3  | 263.2  | 79.7                         | 26.5         | 10.9              | 24.9      | 146.3                     | 8.8      | 152.2         | 158.8              | 71.5                | 113.3                          | 136.9    | 117.3      |  |
| With own child(ren) under 18 years                       | 375.3                | 249.8  | 125.5  | 51.2                         | 12.9         | 4.9               | 13.3      | 110.0                     | 7.1      | 1.6           | 83.7               | 42.7                | 47.0                           | 56.0     | 57.9       |  |
| Under 6 years only                                       | 97.8                 | 54.7   | 43.0   | 17.2                         | 4.5          | 2.4               | 4.0       | 28.8                      | 3.4      | .7            | 33.8               | 14.1                | 16.6                           | 13.9     | 17.6       |  |
| 1  | 62.2                 | 35.0   | 27.2   | 12.5                         | 3.3          | 1.8               | 3.0       | 19.2                      | 1.9      | .4            | 22.0               | 6.3                 | 10.7                           | 9.1      | 10.5       |  |
| 2  | 30.4                 | 17.0   | 13.4   | 3.6                          | 1.2          | .2                | 1.0       | 7.7                       | 1.3      | —             | 9.1                | 5.9                 | 4.6                            | 4.3      | 5.9        |  |
| 3 or more  | 5.2                  | 2.8    | 2.4    | 1.0                          | —            | .4                | —         | 1.9                       | .2       | .3            | 2.7                | 1.9                 | 1.2                            | .5       | 1.2        |  |
| 6 to 17 years only                                       | 215.6                | 155.0  | 60.6   | 25.7                         | 5.9          | 1.9               | 7.4       | 61.6                      | 2.5      | .9            | 35.6               | 19.3                | 22.2                           | 34.0     | 30.8       |  |
| 1  | 107.8                | 80.4   | 27.5   | 12.9                         | 3.4          | .8                | 1.8       | 32.0                      | .8       | .3            | 17.5               | 5.4                 | 6.7                            | 17.9     | 13.7       |  |
| 2  | 82.6                 | 59.7   | 22.9   | 9.6                          | 2.0          | .7                | 4.2       | 22.4                      | 1.3      | .7            | 12.2               | 8.2                 | 9.9                            | 11.9     | 13.4       |  |
| 3 or more  | 25.1                 | 14.9   | 10.2   | 3.2                          | .5           | .4                | 1.4       | 7.2                       | .4       | —             | 5.9                | 5.7                 | 3.7                            | 4.1      | 3.8        |  |
| Both age groups  | 61.9                 | 40.0   | 21.9   | 8.3                          | 2.4          | .6                | 1.9       | 19.6                      | 1.1      | —             | 14.3               | 9.3                 | 8.2                            | 8.1      | 9.5        |  |
| 2  | 32.5                 | 23.5   | 9.0    | 3.7                          | 1.8          | .3                | .7        | 8.3                       | .6       | —             | 5.0                | 3.1                 | 3.4                            | 3.6      | 4.7        |  |
| 3 or more  | 29.4                 | 16.5   | 12.9   | 4.5                          | .6           | .2                | 1.2       | 11.3                      | .6       | —             | 9.3                | 6.2                 | 4.8                            | 4.4      | 4.7        |  |
| <b>Persons Other Than Spouse or Children<sup>2</sup></b> |                      |        |        |                              |              |                   |           |                           |          |               |                    |                     |                                |          |            |  |
| With other relatives                                     | 254.6                | 194.3  | 60.3   | 16.7                         | 10.6         | 1.6               | 11.0      | 73.3                      | 3.2      | 38.7          | 32.5               | 24.1                | 36.9                           | 48.2     | 32.8       |  |
| Single adult offspring 18 to 29                          | 138.9                | 111.7  | 27.2   | 11.3                         | 4.2          | 1.0               | 4.2       | 38.4                      | 1.1      | 5.1           | 16.3               | 10.4                | 16.5                           | 26.5     | 17.1       |  |
| Single adult offspring 30 years of age or over           | 34.7                 | 29.2   | 5.4    | 1.1                          | 1.5          | .2                | 3.2       | 11.0                      | —        | 20.6          | 1.7                | 4.9                 | 6.6                            | 6.9      | 4.8        |  |
| Households with three generations                        | 29.0                 | 20.5   | 8.5    | 1.6                          | .8           | —                 | 3.3       | 14.1                      | .7       | 3.8           | 2.9                | 5.7                 | 4.5                            | 5.8      | 2.6        |  |
| Households with 1 subfamily                              | 29.0                 | 18.9   | 10.1   | 1.0                          | .8           | —                 | 3.4       | 15.2                      | .7       | 4.5           | 6.4                | 5.5                 | 7.6                            | 2.5      | 2.5        |  |
| Subfamily householder age under 30                       | 18.7                 | 9.9    | 6.8    | .5                           | .8           | —                 | 1.4       | 9.4                       | .2       | .5            | 4.9                | 3.9                 | 3.3                            | 4.1      | 2.3        |  |
| 30 to 64   | 10.9                 | 7.8    | 3.1    | .3                           | —            | —                 | 1.6       | 5.8                       | .5       | 3.5           | 1.0                | 1.6                 | 2.2                            | 3.5      | .2         |  |
| 65 and over  | 1.4                  | 1.2    | .2     | .3                           | —            | —                 | .4        | —                         | —        | .4            | —                  | —                   | —                              | —        | —          |  |
| Households with 2 or more subfamilies                    | 1.1                  | .6     | .4     | —                            | —            | —                 | .3        | .7                        | —        | .3            | .4                 | .3                  | —                              | 1.1      | —          |  |
| Households with other types of relatives                 | 103.3                | 72.6   | 30.7   | 5.8                          | 4.9          | 1.0               | 4.2       | 33.7                      | 1.4      | 15.5          | 12.5               | 11.3                | 18.8                           | 21.3     | 12.1       |  |
| With non-relatives                                       | 78.7                 | 23.0   | 53.7   | 10.6                         | 1.0          | 1.0               | 3.8       | 20.9                      | 1.8      | 4.1           | 33.4               | 7.8                 | 16.0                           | 16.8     | 19.2       |  |
| Co-owners or co-renters                                  | 40.6                 | 4.1    | 36.6   | 7.2                          | —            | .5                | 1.4       | 10.1                      | 1.1      | .6            | 22.7               | 5.1                 | 9.9                            | 7.1      | 12.5       |  |
| Lodgers  | 15.4                 | 7.2    | 8.3    | 2.1                          | —            | .2                | 1.1       | 5.3                       | .2       | 1.0           | 5.8                | .3                  | 2.8                            | 4.2      | 4.4        |  |
| Unrelated children, under 18 years old                   | 5.4                  | 1.9    | 3.5    | .8                           | —            | —                 | .2        | .8                        | .2       | .3            | 1.8                | .7                  | .6                             | .5       | 1.8        |  |
| Other non-relatives                                      | 20.7                 | 11.1   | 9.6    | 1.2                          | 1.0          | .3                | 1.2       | 5.9                       | .5       | 2.1           | 5.8                | 2.1                 | 3.3                            | 5.6      | 2.9        |  |
| One or more secondary families                           | 3.5                  | 1.3    | 2.2    | .9                           | .4           | —                 | .2        | .8                        | .2       | —             | .9                 | .4                  | .4                             | .2       | 1.3        |  |
| 2-person households, none related to each other          | 49.5                 | 13.1   | 36.4   | 6.7                          | —            | .7                | 2.5       | 13.4                      | .9       | 3.0           | 22.0               | 5.0                 | 10.1                           | 10.5     | 13.6       |  |
| 3-8 person households, none related to each other        | 9.3                  | 2.1    | 7.2    | 1.6                          | —            | —                 | —         | 1.4                       | .5       | —             | 6.0                | .8                  | 3.2                            | 1.8      | 1.8        |  |
| <b>Years of School Completed by Householder</b>          |                      |        |        |                              |              |                   |           |                           |          |               |                    |                     |                                |          |            |  |
| No school years completed                                | 4.0                  | 2.4    | 1.6    | .3                           | .5           | .5                | —         | 1.9                       | —        | 2.0           | .7                 | 1.9                 | .7                             | .4       | —          |  |
| Elementary:  |                      |        |        |                              |              |                   |           |                           |          |               |                    |                     |                                |          |            |  |
| less than 8 years  | 44.9                 | 30.7   | 14.2   | 2.2                          | 1.5          | 2.0               | 3.5       | 16.3                      | 1.7      | 30.5          | 3.4                | 12.8                | 12.6                           | 4.7      | 5.1        |  |
| 8 years  | 19.0                 | 13.6   | 5.4    | .2                           | 1.8          | —                 | 2.9       | 5.4                       | —        | 9.6           | 2.0                | 5.2                 | 2.8                            | 1.7      | 2.9        |  |
| High School:   |                      |        |        |                              |              |                   |           |                           |          |               |                    |                     |                                |          |            |  |
| 1 to 3 years   | 107.2                | 62.2   | 45.0   | 4.1                          | 12.6         | .7                | 7.9       | 31.1                      | 1.0      | 24.1          | 24.1               | 23.6                | 20.9                           | 10.4     | 16.7       |  |
| 4 years  | 334.9                | 205.5  | 129.4  | 35.1                         | 15.2         | 6.0               | 12.4      | 96.6                      | 5.7      | 40.8          | 79.4               | 40.1                | 50.3                           | 52.9     | 45.2       |  |
| College:   |                      |        |        |                              |              |                   |           |                           |          |               |                    |                     |                                |          |            |  |
| 1 to 3 years   | 226.0                | 139.6  | 86.4   | 32.0                         | 5.5          | 2.8               | 7.0       | 54.7                      | 2.5      | 19.0          | 56.3               | 18.8                | 26.4                           | 40.7     | 39.5       |  |
| 4 years or more  | 343.9                | 237.1  | 106.8  | 57.0                         | 2.2          | 3.7               | 4.6       | 50.4                      | 5.0      | 27.8          | 76.6               | 12.0                | 46.6                           | 82.0     | 65.9       |  |
| Median   | 13.5                 | 13.7   | 13.0   | 14.8                         | 12.2         | 12.8              | 12.4      | 12.8                      | 12.9     | 12.3          | 13.7               | 12.3                | 12.9                           | 14.7     | 14.3       |  |
| <b>Year Householder Moved Into Unit</b>                  |                      |        |        |                              |              |                   |           |                           |          |               |                    |                     |                                |          |            |  |
| 1990 to 1991   | 315.5                | 92.2   | 223.3  | 71.7                         | 16.6         | 5.4               | 10.8      | 93.6                      | 8.7      | 11.6          | 242.5              | 45.1                | 50.5                           | 62.5     | 60.0       |  |
| 1985 to 1989   | 361.5                | 241.2  | 120.2  | 59.2                         | 6.9          | 4.9               | 9.2       | 79.8                      | 6.4      | 27.3          | —                  | 28.6                | 43.9                           | 64.5     | 55.2       |  |
| 1980 to 1984   | 165.6                | 139.1  | 26.5   | —                            | 7.4          | 1.7               | 6.7       | 33.0                      | .5       | 30.4          | —                  | 15.4                | 26.9                           | 30.4     | 28.1       |  |
| 1975 to 1979   | 82.4                 | 74.8   | 7.6    | —                            | 3.7          | 1.4               | 2.4       | 18.2                      | —        | 11.5          | —                  | 6.0                 | 7.6                            | 13.7     | 10.2       |  |
| 1970 to 1974   | 60.5                 | 55.6   | 4.9    | —                            | 3.3          | .7                | 1.9       | 13.2                      | —        | 13.7          | —                  | 6.0                 | 8.3                            | 8.5      | 7.4        |  |
| 1960 to 1969   | 80.6                 | 55.7   | 4.9    | —                            | 1.4          | .7                | 3.9       | 12.9                      | .3       | 29.8          | —                  | 6.0                 | 13.9                           | 9.4      | 8.7        |  |
| 1950 to 1959   | 24.1                 | 23.1   | 1.0    | —                            | —            | .9                | 1.2       | 4.2                       | —        | 20.2          | —                  | 5.4                 | 5.4                            | 3.0      | 3.5        |  |
| 1940 to 1949   | 5.6                  | 5.6    | —      | —                            | —            | —                 | .9        | .7                        | —        | 5.6           | —                  | 1.2                 | .8                             | .6       | .3         |  |
| 1939 or earlier  | 4.0                  | 3.7    | .3     | —                            | —            | —                 | 1.3       | .6                        | —        | 3.7           | —                  | .6                  | .9                             | .3       | .9         |  |
| Median   | 1987                 | 1985   | 1990+  | —                            | 1988         | 1987              | 1985      | 1988                      | 1990+    | 1977          | —                  | 1988                | 1987                           | 1987     | 1987       |  |
| <b>Household Moves and Formation in Last Year</b>        |                      |        |        |                              |              |                   |           |                           |          |               |                    |                     |                                |          |            |  |
| Total with a move in last year                           | 285.1                | 92.0   | 193.1  | 59.4                         | 15.4         | 4.2               | 10.7      | 85.6                      | 7.3      | 13.4          | 242.5              | 39.3                | 46.2                           | 56.1     | 52.5       |  |
| Household still moved here from one unit                 | 208.5                | 56.3   | 152.2  | 49.9                         | 13.3         | 4.0               | 8.2       | 62.9                      | 6.5      | 7.6           | 208.5              | 30.8                | 33.0                           | 39.5     | 36.1       |  |
| Householder of previous unit did not move here           | 33.6                 | 2.0    | 31.6   | 3.4                          | 1.3          | .8                | 1.1       | 16.2                      | .5       | .5            | 33.6               | 10.8                | 7.4                            | 6.4      | 4.0        |  |
| Householder of previous unit moved here                  | 168.1                | 52.3   | 115.7  | 44.8                         | 11.5         | 3.2               | 4.6       | 45.0                      | 6.0      | 6.9           | 168.1              | 19.1                | 24.6                           | 32.1     | 30.7       |  |
| Householder of previous unit not reported                | 6.9                  | 1.9    | 4.9    | 1.8                          | .5           | —                 | .5        | 1.6                       | —        | .2            | 6.9                | 1.0                 | 1.0                            | 1.0      | 1.4        |  |
| Household moved here from two or more units              | 30.8                 | 5.3    | 25.4   | 4.9                          | .8           | —                 | 1.7       | 9.6                       | .2       | —             | 30.8               | 4.0                 | 5.9                            | 6.4      | 8.4        |  |
| No previous householder moved here                       | 9.0                  | 1.0    | 8.1    | 1.3                          | .6           | —                 | .8        | 1.7                       | —        | —             | 9.0                | 2.2                 | 1.4                            | 1.5      | 3.1        |  |
| 1 previous householder moved here                        | 8.1                  | 1.4    | 6.7    | .8                           | —            | —                 | .7        | 3.7                       | —        | —             | 8.1                | .8                  | 1.1                            | 2.2      | 1.9        |  |
| 2 or more previous householders moved here               | 12.5                 | 2.7    | 9.7    | 2.8                          | —            | —                 | .9        | 3.4                       | .2       | —             | 12.5               | .6                  | 3.4                            | 2.4      | 3.0        |  |
| Previous householder(s) not reported                     | 1.2                  | .3     | .9     | —                            | —            | —                 | —         | .7                        | —        | —             | 1.2                | .4                  | —                              | .3       | .4         |  |
| Some already here, rest moved in                         | 44.9                 | 30.3   | 14.6   | 4.5                          | 1.5          | .2                | 2.8       | 12.5                      | .5       | 5.7           | 2.3                | 4.3                 | 6.6                            | 10.2     | 8.0        |  |
| No previous householder moved here                       | 13.1                 | 8.5    | 4.6    | 2.3                          | —            | —                 | .2        | 4.7                       | —        | .8            | .5                 | 1.3                 | 1.9                            | 3.6      | 1.7        |  |
| 1 or more previous householders moved here               | 21.3                 | 13.1   | 8.2    | 1.2                          | 1.5          | .2                | 2.3       | 5.7                       | .3       | 4.4           | 1.5                | 1.8                 | 3.6                            | 4.5      | 4.1        |  |
| Previous householder(s) not reported                     | 10.5                 | 8.7    | 1.8    | 1.0                          | —            | —                 | .3        | 2.1                       | .2       | .5            | .3                 | 1.2                 | 1.1                            | 2.0      | 2.3        |  |
| Number of previous units not reported                    | .9                   | —      | .9     | —                            | —            | —                 | —         | .6                        | —        | —             | .9                 | .3                  | .6                             | —        | —          |  |

<sup>1</sup>See back cover for details.

<sup>2</sup>Figures may not add to total because more than one category may apply.

Table 2-10. Previous Unit of Recent Movers - Occupied Units

[Numbers in thousands. For meaning of symbols, see text.]

| Characteristics  | Total occupied units | Tenure |        | Housing unit characteristics |              |                   |          | Household characteristics |          |               |                    |                     | Selected subareas <sup>1</sup> |          |            |
|--|----------------------|--------|--------|------------------------------|--------------|-------------------|----------|---------------------------|----------|---------------|--------------------|---------------------|--------------------------------|----------|------------|
|  |                      | Owner  | Renter | New construction 4 yrs       | Mobile homes | Physical problems |          | Black                     | Hispanic | Elderly (65+) | Moved in past year | Below poverty level | Area one                       | Area two | Area three |
|  |                      |        |        |                              |              | Severe            | Moderate |                           |          |               |                    |                     |                                |          |            |
| <b>UNITS WHERE HOUSEHOLDER MOVED DURING PAST YEAR</b>          |                      |        |        |                              |              |                   |          |                           |          |               |                    |                     |                                |          |            |
| Total.....   | 242.5                | 62.1   | 180.4  | 54.9                         | 13.9         | 4.2               | 7.9      | 73.8                      | 6.8      | 7.9           | 242.5              | 35.4                | 39.8                           | 46.4     | 45.0       |
| <b>Location of Previous Unit</b>                               |                      |        |        |                              |              |                   |          |                           |          |               |                    |                     |                                |          |            |
| Inside same (P)MSA.....  | 151.6                | 39.9   | 111.7  | 34.2                         | 9.8          | 2.4               | 6.8      | 51.7                      | 3.9      | 5.7           | 151.6              | 21.8                | 26.3                           | 28.0     | 29.3       |
| In central city(s).....  | 29.1                 | 3.9    | 25.2   | 3.4                          | 1.4          | 1.5               | 1.3      | 16.9                      | .6       | 2.1           | 29.1               | 8.9                 | 18.6                           | 2.8      | 1.7        |
| Not in central city(s).....                                    | 122.5                | 36.0   | 86.5   | 30.8                         | 8.5          | .9                | 5.4      | 34.8                      | 3.4      | 3.6           | 122.5              | 12.9                | 7.6                            | 25.3     | 27.6       |
| Inside different (P)MSA in same state.....                     | 30.0                 | 8.1    | 21.9   | 6.0                          | 1.7          | 1.0               | .6       | 9.8                       | .9       | .3            | 30.0               | 5.4                 | 7.6                            | 4.8      | 2.5        |
| In central city(s).....  | 7.4                  | .5     | 6.9    | .7                           | -            | -                 | .3       | 3.6                       | .3       | .3            | 7.4                | 1.7                 | 4.4                            | 1.0      | .3         |
| Not in central city(s).....                                    | 22.7                 | 7.6    | 15.1   | 5.3                          | 1.7          | 1.0               | .3       | 6.2                       | .6       | -             | 22.7               | 3.7                 | 3.2                            | 3.7      | 2.3        |
| Inside different (P)MSA in different state.....                | 44.9                 | 10.6   | 34.3   | 11.9                         | 1.2          | .5                | .3       | 10.1                      | 1.6      | 1.3           | 44.9               | 6.0                 | 5.5                            | 10.8     | 9.8        |
| In central city(s).....  | 24.0                 | 3.9    | 20.1   | 5.3                          | -            | .5                | .3       | 8.1                       | 1.1      | -             | 24.0               | 3.9                 | 3.6                            | 6.9      | 4.8        |
| Not in central city(s).....                                    | 20.9                 | 6.7    | 14.2   | 6.7                          | 1.2          | -                 | -        | 2.1                       | .5       | 1.3           | 20.9               | 2.1                 | 1.9                            | 3.9      | 4.9        |
| Outside any metropolitan area.....                             | 13.8                 | 3.4    | 10.3   | 2.7                          | 1.2          | .3                | .3       | 2.1                       | .3       | .6            | 13.8               | 1.8                 | .5                             | 2.2      | 3.0        |
| Same state.....  | 7.3                  | 1.6    | 5.7    | .8                           | .6           | -                 | .3       | 1.2                       | .3       | .3            | 7.3                | 1.6                 | -                              | 1.2      | 1.0        |
| Different state.....   | 6.4                  | 1.8    | 4.6    | 1.9                          | .5           | .3                | -        | .9                        | -        | .3            | 6.4                | .2                  | .5                             | 1.0      | 2.0        |
| Different nation.....  | 2.1                  | -      | 2.1    | -                            | -            | -                 | -        | -                         | -        | -             | 2.1                | .5                  | -                              | .6       | .4         |
| <b>Structure Type of Previous Residence</b>                    |                      |        |        |                              |              |                   |          |                           |          |               |                    |                     |                                |          |            |
| Moved from within United States.....                           | 240.4                | 62.1   | 178.2  | 54.9                         | 13.9         | 4.2               | 7.9      | 73.8                      | 6.8      | 7.9           | 240.4              | 34.9                | 39.8                           | 45.8     | 44.6       |
| House.....   | 109.7                | 33.9   | 75.7   | 27.3                         | 6.4          | 1.3               | 3.2      | 26.5                      | 1.9      | 3.9           | 109.7              | 14.4                | 13.3                           | 19.4     | 20.6       |
| Apartment.....   | 118.5                | 24.2   | 94.3   | 24.8                         | 3.8          | 2.4               | 3.7      | 45.1                      | 4.8      | 2.6           | 118.5              | 18.6                | 25.8                           | 24.6     | 21.6       |
| Mobile home.....   | 7.8                  | 2.5    | 5.3    | 1.7                          | 3.7          | -                 | .7       | .2                        | -        | 1.5           | 7.8                | .5                  | .2                             | -        | 1.8        |
| Other.....   | 4.4                  | 1.5    | 2.9    | 1.1                          | -            | .5                | .3       | 2.0                       | -        | -             | 4.4                | 1.5                 | .5                             | 1.8      | .6         |
| <b>Tenure of Previous Residence</b>                            |                      |        |        |                              |              |                   |          |                           |          |               |                    |                     |                                |          |            |
| House, apt., mobile home in United States.....                 | 236.0                | 60.6   | 175.4  | 53.8                         | 13.9         | 3.6               | 7.7      | 71.8                      | 6.8      | 7.9           | 236.0              | 33.5                | 39.3                           | 44.0     | 44.0       |
| Owner occupied.....  | 75.8                 | 29.1   | 46.7   | 23.2                         | 6.1          | .5                | 1.3      | 16.1                      | 1.4      | 4.6           | 75.8               | 8.3                 | 8.6                            | 13.0     | 14.5       |
| Renter occupied.....   | 160.2                | 31.6   | 128.6  | 30.6                         | 7.8          | 3.1               | 6.4      | 55.7                      | 5.4      | 3.3           | 160.2              | 25.1                | 30.7                           | 30.9     | 29.5       |
| <b>Persons - Previous Residence</b>                            |                      |        |        |                              |              |                   |          |                           |          |               |                    |                     |                                |          |            |
| House, apt., mobile home in United States.....                 | 236.0                | 60.6   | 175.4  | 53.8                         | 13.9         | 3.6               | 7.7      | 71.8                      | 6.8      | 7.9           | 236.0              | 33.5                | 39.3                           | 44.0     | 44.0       |
| 1 person.....  | 38.5                 | 8.7    | 29.8   | 9.4                          | .9           | .9                | .9       | 10.6                      | .8       | 3.1           | 38.5               | 3.6                 | 9.4                            | 8.7      | 6.6        |
| 2 persons.....   | 74.8                 | 23.8   | 51.1   | 21.2                         | 5.1          | 1.2               | 2.1      | 18.6                      | 1.7      | 3.0           | 74.8               | 5.0                 | 10.4                           | 13.0     | 15.2       |
| 3 persons.....   | 49.4                 | 13.1   | 36.3   | 10.7                         | 3.9          | .8                | 1.7      | 14.9                      | 1.3      | 1.1           | 49.4               | 7.2                 | 6.7                            | 8.9      | 9.3        |
| 4 persons.....   | 35.7                 | 7.2    | 28.5   | 7.3                          | 1.2          | .5                | .5       | 12.7                      | 2.0      | .3            | 35.7               | 7.8                 | 6.0                            | 6.5      | 5.2        |
| 5 persons.....   | 19.6                 | 5.9    | 13.7   | 3.8                          | 1.7          | -                 | .4       | 6.7                       | .8       | .2            | 19.6               | 2.8                 | 2.9                            | 3.0      | 5.2        |
| 6 persons.....   | 6.5                  | .8     | 5.8    | .5                           | -            | -                 | 1.1      | 3.6                       | -        | -             | 6.5                | 2.6                 | 1.4                            | 1.7      | 1.2        |
| 7 persons or more.....   | 4.7                  | .3     | 4.4    | -                            | -            | -                 | .5       | 2.9                       | -        | -             | 4.7                | 2.5                 | 1.2                            | .9       | -          |
| Not reported.....  | 6.7                  | .9     | 5.8    | .9                           | 1.0          | .2                | .5       | 1.8                       | .2       | .2            | 6.7                | 2.1                 | 1.3                            | 1.3      | 1.3        |
| Median.....  | 2.5                  | 2.4    | 2.6    | 2.3                          | 2.6          | ...               | 2.9      | 2.9                       | ...      | 1.8           | 2.5                | 3.5                 | 2.4                            | 2.5      | 2.5        |
| <b>Previous Home Owned or Rented by Someone Who Moved Here</b> |                      |        |        |                              |              |                   |          |                           |          |               |                    |                     |                                |          |            |
| House, apt., mobile home in United States.....                 | 236.0                | 60.6   | 175.4  | 53.8                         | 13.9         | 3.6               | 7.7      | 71.8                      | 6.8      | 7.9           | 236.0              | 33.5                | 39.3                           | 44.0     | 44.0       |
| Owned or rented by a mover.....                                | 187.3                | 56.0   | 131.4  | 47.6                         | 11.5         | 3.4               | 5.5      | 51.9                      | 6.3      | 7.2           | 187.3              | 20.2                | 29.1                           | 35.1     | 35.3       |
| Owned or rented by other.....                                  | 41.1                 | 2.4    | 38.7   | 4.4                          | 1.9          | .3                | 1.7      | 17.8                      | .5       | .5            | 41.1               | 12.1                | 8.8                            | 7.8      | 7.1        |
| By a relative.....   | 33.9                 | 2.0    | 31.9   | 3.9                          | 1.9          | .3                | 1.3      | 14.2                      | .5       | .3            | 33.9               | 10.6                | 7.0                            | 6.0      | 5.7        |
| By a nonrelative.....  | 6.8                  | .4     | 6.3    | .5                           | -            | -                 | .4       | 3.4                       | -        | .2            | 6.8                | 1.5                 | 1.8                            | 1.6      | 1.4        |
| Not reported.....  | .5                   | -      | .5     | -                            | -            | -                 | -        | .2                        | -        | -             | .5                 | -                   | -                              | .2       | -          |
| Not reported.....  | 7.6                  | 2.2    | 5.3    | 1.8                          | .5           | -                 | .5       | 2.1                       | -        | .2            | 7.6                | 1.2                 | 1.3                            | 1.0      | 1.6        |
| <b>Change in Housing Costs</b>                                 |                      |        |        |                              |              |                   |          |                           |          |               |                    |                     |                                |          |            |
| House, apt., mobile home in United States.....                 | 236.0                | 60.6   | 175.4  | 53.8                         | 13.9         | 3.6               | 7.7      | 71.8                      | 6.8      | 7.9           | 236.0              | 33.5                | 39.3                           | 44.0     | 44.0       |
| Increased with move.....                                       | 126.6                | 40.4   | 86.2   | 36.3                         | 6.0          | 1.7               | 2.6      | 36.6                      | 2.3      | 4.4           | 126.6              | 14.9                | 19.5                           | 27.9     | 22.0       |
| Stayed about the same.....                                     | 49.6                 | 11.0   | 38.6   | 9.1                          | 4.1          | .8                | 2.2      | 14.1                      | 2.5      | 1.0           | 49.6               | 5.8                 | 9.2                            | 5.8      | 10.3       |
| Decreased.....   | 51.8                 | 7.7    | 44.1   | 7.4                          | 3.3          | 1.1               | 2.3      | 18.5                      | 1.3      | 2.1           | 51.8               | 11.4                | 9.7                            | 9.0      | 10.0       |
| Don't know.....  | 3.2                  | .5     | 2.6    | .5                           | -            | -                 | -        | 1.0                       | .5       | .2            | 3.2                | .4                  | .2                             | .2       | .5         |
| Not reported.....  | 4.8                  | .9     | 3.9    | .5                           | .5           | -                 | .5       | 1.7                       | -        | .2            | 4.8                | .9                  | .7                             | 1.0      | 1.3        |

<sup>1</sup>See back cover for details.

Table 2-11. Reasons for Move and Choice of Current Residence - Occupied Units

[Numbers in thousands. For meaning of symbols, see text.]

| Characteristics   | Total occupied units | Tenure |        | Housing unit characteristics |              |                   |          | Household characteristics |          |               |                    |                     | Selected subareas <sup>1</sup> |          |            |  |
|---|----------------------|--------|--------|------------------------------|--------------|-------------------|----------|---------------------------|----------|---------------|--------------------|---------------------|--------------------------------|----------|------------|--|
|   |                      | Owner  | Renter | New construction 4 yrs       | Mobile homes | Physical problems |          | Black                     | Hispanic | Elderly (65+) | Moved in past year | Below poverty level | Area one                       | Area two | Area three |  |
|   |                      |        |        |                              |              | Severe            | Moderate |                           |          |               |                    |                     |                                |          |            |  |
| <b>RESPONDENT MOVED DURING PAST YEAR</b>                |                      |        |        |                              |              |                   |          |                           |          |               |                    |                     |                                |          |            |  |
| Total   | 246.5                | 64.0   | 182.5  | 55.1                         | 13.9         | 4.2               | 8.3      | 74.7                      | 7.0      | 8.8           | 242.2              | 35.4                | 40.1                           | 46.6     | 45.3       |  |
| <b>Reasons for Leaving Previous Unit<sup>2</sup></b>    |                      |        |        |                              |              |                   |          |                           |          |               |                    |                     |                                |          |            |  |
| Private displacement                                    | 6.0                  | 2.3    | 3.6    | .9                           | 1.4          | -                 | -        | 1.2                       | -        | .3            | 6.0                | .4                  | .9                             | 1.2      | .7         |  |
| Owner to move into unit                                 | 1.8                  | .2     | 1.6    | -                            | .5           | -                 | -        | .2                        | -        | -             | 1.8                | -                   | .2                             | .6       | -          |  |
| To be converted to condominium or cooperative           | -                    | -      | -      | -                            | -            | -                 | -        | -                         | -        | -             | -                  | -                   | -                              | -        | -          |  |
| Closed for repairs                                      | .3                   | .3     | .3     | -                            | -            | -                 | -        | .3                        | -        | .3            | .3                 | -                   | .2                             | .3       | .7         |  |
| Other   | 1.5                  | .3     | 1.3    | .3                           | -            | -                 | -        | .2                        | -        | 1.5           | .4                 | -                   | .4                             | .3       | -          |  |
| Not reported  | 2.3                  | 1.9    | .4     | .6                           | .9           | -                 | -        | .4                        | -        | 2.3           | .7                 | -                   | .1                             | .5       | -          |  |
| Government displacement                                 | 1.4                  | .5     | .9     | .3                           | .3           | -                 | .3       | .4                        | -        | 1.4           | .3                 | -                   | -                              | -        | -          |  |
| Government wanted building or land                      | .3                   | -      | .3     | -                            | .3           | -                 | -        | -                         | -        | .3            | .3                 | -                   | -                              | -        | -          |  |
| Unit unfit for occupancy                                | -                    | -      | -      | -                            | -            | -                 | -        | -                         | -        | -             | -                  | -                   | -                              | -        | -          |  |
| Other   | .5                   | .2     | .3     | -                            | -            | -                 | .3       | -                         | -        | .5            | .3                 | -                   | .1                             | .5       | -          |  |
| Not reported  | .6                   | .3     | .3     | .3                           | -            | -                 | -        | .4                        | -        | .6            | .6                 | -                   | -                              | -        | .2         |  |
| Disaster loss (fire, flood, etc.)                       | .8                   | -      | .8     | -                            | .3           | -                 | -        | -                         | -        | .8            | .8                 | -                   | -                              | -        | -          |  |
| New job or job transfer                                 | 39.9                 | 11.4   | 28.5   | 14.4                         | 1.3          | .8                | .5       | 5.6                       | 1.2      | -             | 39.3               | 2.6                 | 3.4                            | 8.1      | 10.4       |  |
| To be closer to work/school/other                       | 30.4                 | 4.7    | 25.7   | 6.4                          | -            | .3                | .5       | 7.7                       | .4       | -             | 30.4               | 3.2                 | 5.3                            | 7.3      | 3.6        |  |
| Other, financial/employment related                     | 15.0                 | 3.0    | 12.1   | 2.1                          | .3           | -                 | .5       | 4.4                       | -        | 1.5           | 14.7               | 2.9                 | 2.9                            | 2.9      | 2.3        |  |
| To establish own household                              | 35.2                 | 7.7    | 27.5   | 7.2                          | 3.3          | -                 | 1.3      | 14.1                      | .3       | .2            | 35.2               | 6.3                 | 6.7                            | 6.9      | 4.9        |  |
| Needed larger house or apartment                        | 26.4                 | 10.3   | 16.1   | 6.3                          | 1.1          | .2                | .6       | 8.8                       | 1.0      | .3            | 26.4               | 3.4                 | 3.7                            | 7.8      | 3.3        |  |
| Married   | 8.1                  | 2.6    | 5.6    | 1.8                          | -            | .6                | .4       | 1.2                       | .2       | .4            | 7.8                | .5                  | 1.3                            | 1.0      | 2.4        |  |
| Widowed, divorced or separated                          | 9.1                  | 1.5    | 7.5    | 1.8                          | .3           | -                 | -        | 2.9                       | .3       | .2            | 9.1                | .5                  | 3.8                            | 2.4      | 4.3        |  |
| Other, family/person related                            | 21.0                 | 2.5    | 18.5   | 3.7                          | 1.2          | .3                | .7       | 7.1                       | .7       | 2.5           | 19.9               | 5.4                 | 3.8                            | 6.4      | 3.8        |  |
| Wanted better home                                      | 32.3                 | 9.4    | 22.9   | 8.3                          | 1.7          | -                 | 1.0      | 11.3                      | 1.7      | 1.2           | 32.1               | 2.9                 | 6.6                            | 1.0      | .8         |  |
| Change from owner to renter                             | 5.0                  | -      | 5.0    | 1.6                          | .8           | -                 | .2       | 1.6                       | -        | 1.6           | 5.0                | .2                  | .3                             | 3.1      | 1.9        |  |
| Change from renter to owner                             | 19.3                 | 19.3   | -      | 6.6                          | 2.5          | .6                | .3       | 3.8                       | .3       | .6            | 19.3               | -                   | 1.3                            | 2.4      | 3.3        |  |
| Wanted lower rent or maintenance                        | 16.8                 | 2.7    | 14.1   | 1.2                          | .8           | .3                | 1.9      | 5.6                       | .5       | 1.5           | 16.1               | 2.9                 | 2.1                            | 2.4      | 1.1        |  |
| Other housing related reasons                           | 16.1                 | 2.1    | 14.1   | 3.1                          | .8           | .8                | .9       | 5.4                       | 1.0      | .4            | 16.1               | 4.3                 | 4.2                            | 2.8      | 3.9        |  |
| Other   | 21.7                 | 4.9    | 16.9   | 5.4                          | .5           | .3                | 1.3      | 8.6                       | 1.0      | .8            | 21.1               | 3.5                 | 3.6                            | 2.8      | .8         |  |
| Not reported  | 5.1                  | 1.4    | 3.7    | 1.1                          | .5           | -                 | .2       | 2.4                       | -        | .8            | 4.2                | 1.1                 | 1.4                            | 1.4      | -          |  |
| <b>Choice of Present Neighborhood<sup>2</sup></b>       |                      |        |        |                              |              |                   |          |                           |          |               |                    |                     |                                |          |            |  |
| Convenient to job                                       | 75.6                 | 15.9   | 59.6   | 18.2                         | 2.8          | 1.7               | 2.0      | 20.0                      | 1.5      | -             | 74.8               | 5.6                 | 13.0                           | 17.0     | 14.2       |  |
| Convenient to friends or relatives                      | 40.1                 | 9.9    | 30.3   | 6.8                          | 2.9          | .4                | 1.1      | 9.4                       | 1.7      | 2.7           | 39.0               | 4.9                 | 8.2                            | 7.7      | 7.0        |  |
| Convenient to leisure activities                        | 11.9                 | 3.2    | 8.7    | 4.5                          | -            | -                 | -        | 3.4                       | -        | -             | 11.9               | .4                  | 4.8                            | 2.6      | 1.4        |  |
| Convenient to public transportation                     | 8.5                  | .8     | 7.6    | 1.1                          | -            | -                 | -        | 4.4                       | -        | -             | 8.5                | 1.1                 | 2.2                            | 4.4      | .4         |  |
| Good schools  | 18.4                 | 5.2    | 13.2   | 4.1                          | -            | -                 | -        | 6.1                       | .6       | -             | 18.4               | 2.8                 | 1.9                            | 4.8      | 3.0        |  |
| Other public services                                   | 6.2                  | 1.1    | 5.1    | .3                           | .7           | -                 | -        | 2.5                       | .4       | .2            | 6.2                | 1.4                 | 2.4                            | 1.0      | .6         |  |
| Looks/design of neighborhood                            | 51.3                 | 20.7   | 30.6   | 17.1                         | 1.7          | .6                | 1.5      | 16.6                      | .9       | 2.1           | 51.3               | 5.1                 | 5.6                            | 11.4     | 7.4        |  |
| House was most important consideration                  | 49.2                 | 19.4   | 29.8   | 12.7                         | 3.5          | 1.0               | 3.1      | 12.4                      | 1.7      | 2.2           | 48.3               | 6.1                 | 5.1                            | 7.1      | 7.9        |  |
| Other   | 60.5                 | 10.7   | 49.8   | 8.2                          | 2.9          | 1.7               | 1.3      | 20.1                      | 1.8      | 2.1           | 59.0               | 12.7                | 11.7                           | 7.4      | 17.1       |  |
| Not reported  | 11.3                 | 3.0    | 8.3    | 2.9                          | 1.5          | -                 | .5       | 4.0                       | .4       | .6            | 10.3               | 2.6                 | 1.8                            | 2.4      | 1.4        |  |
| <b>Neighborhood Search</b>                              |                      |        |        |                              |              |                   |          |                           |          |               |                    |                     |                                |          |            |  |
| Looked at just this neighborhood                        | 103.7                | 18.3   | 85.3   | 19.2                         | 8.8          | .9                | 3.0      | 29.1                      | 3.7      | 4.5           | 101.9              | 15.0                | 20.7                           | 19.0     | 18.8       |  |
| Looked at other neighborhood(s)                         | 133.9                | 43.2   | 90.7   | 33.8                         | 4.6          | 3.0               | 4.8      | 42.8                      | 3.1      | 3.7           | 132.4              | 18.6                | 18.1                           | 25.5     | 25.5       |  |
| Not reported  | 9.0                  | 2.5    | 6.4    | 2.1                          | .5           | .3                | .5       | 2.8                       | .2       | .6            | 8.0                | 1.8                 | 1.4                            | 2.2      | 1.1        |  |
| <b>Choice of Present Home<sup>2</sup></b>               |                      |        |        |                              |              |                   |          |                           |          |               |                    |                     |                                |          |            |  |
| Financial reasons                                       | 117.3                | 33.9   | 83.4   | 20.9                         | 9.0          | 1.7               | 5.3      | 36.2                      | 3.5      | 2.5           | 116.3              | 18.1                | 16.8                           | 22.7     | 19.6       |  |
| Room layout/design                                      | 68.1                 | 25.3   | 42.8   | 25.3                         | .9           | 1.1               | 1.1      | 13.5                      | 2.5      | 2.0           | 68.1               | 4.1                 | 5.6                            | 14.9     | 10.1       |  |
| Kitchen   | 8.2                  | 4.4    | 3.9    | 4.0                          | -            | -                 | -        | 1.4                       | .6       | .3            | 8.2                | .6                  | .5                             | 1.9      | .9         |  |
| Size  | 35.0                 | 11.4   | 23.6   | 9.4                          | .8           | .2                | .6       | 6.7                       | 1.1      | 1.2           | 34.8               | 3.2                 | 3.7                            | 8.2      | 3.1        |  |
| Exterior appearance                                     | 28.0                 | 13.0   | 15.1   | 10.7                         | .9           | .4                | .5       | 5.4                       | .5       | 1.3           | 28.0               | 2.5                 | 4.5                            | 5.1      | 3.2        |  |
| Yard/trees/view   | 22.2                 | 9.5    | 12.7   | 5.4                          | .8           | -                 | .2       | 3.1                       | .6       | .8            | 22.2               | .9                  | 1.1                            | 2.7      | 4.5        |  |
| Quality of construction                                 | 19.2                 | 9.2    | 10.0   | 7.7                          | -            | .4                | -        | 4.9                       | .5       | 1.1           | 19.2               | 2.2                 | 1.4                            | 7.9      | 1.4        |  |
| Only one available                                      | 21.2                 | .3     | 20.9   | 3.1                          | 1.9          | 1.1               | 1.4      | 9.1                       | .8       | 1.8           | 21.0               | 5.5                 | 6.9                            | 2.1      | 3.2        |  |
| Other   | 48.4                 | 8.1    | 40.3   | 8.9                          | 3.3          | .7                | .8       | 13.9                      | 1.1      | 1.9           | 46.6               | 7.6                 | 10.4                           | 5.9      | 13.3       |  |
| <b>Home Search</b>                                      |                      |        |        |                              |              |                   |          |                           |          |               |                    |                     |                                |          |            |  |
| Now in house  | 93.3                 | 55.3   | 38.0   | 28.9                         | -            | 1.6               | 3.4      | 19.5                      | 2.8      | 3.3           | 91.0               | 7.0                 | 7.5                            | 17.4     | 17.3       |  |
| Looked at only this unit                                | 1.7                  | .8     | .9     | .8                           | -            | .2                | -        | .9                        | -        | .3            | 1.7                | .9                  | .3                             | .9       | -          |  |
| Looked at houses or mobile homes only                   | 63.7                 | 41.9   | 21.7   | 21.6                         | -            | .9                | 1.7      | 9.7                       | 2.5      | 2.7           | 62.6               | 3.1                 | 4.3                            | 9.8      | 11.4       |  |
| Looked at apartments too                                | 22.6                 | 9.8    | 12.8   | 5.1                          | -            | .5                | 1.3      | 7.4                       | .3       | .3            | 22.0               | 2.5                 | 2.9                            | 5.4      | 4.9        |  |
| Search not reported                                     | 5.4                  | 2.8    | 2.6    | 1.3                          | -            | -                 | .3       | 1.5                       | -        | -             | 4.8                | .5                  | -                              | 1.3      | .9         |  |
| Now in mobile home                                      | 13.9                 | 5.8    | 8.3    | 1.2                          | 13.9         | .6                | -        | -                         | .4       | 1.5           | 13.9               | 2.0                 | .7                             | -        | .7         |  |
| Looked at only this unit                                | -                    | -      | -      | -                            | -            | -                 | -        | -                         | -        | -             | -                  | -                   | -                              | -        | -          |  |
| Looked at houses or mobile homes only                   | 8.9                  | 3.9    | 5.0    | 1.2                          | 8.9          | .8                | -        | -                         | .4       | .7            | 8.9                | .8                  | .7                             | -        | .7         |  |
| Looked at apartments too                                | 4.2                  | 1.7    | 2.5    | -                            | 4.2          | -                 | -        | -                         | -        | .8            | 4.2                | .9                  | -                              | -        | -          |  |
| Search not reported                                     | .8                   | -      | .8     | .8                           | .8           | -                 | -        | -                         | -        | .8            | .8                 | .3                  | -                              | -        | -          |  |
| Now in apartment  | 139.4                | 3.1    | 136.2  | 25.0                         | -            | 2.0               | 5.0      | 55.2                      | 3.8      | 4.1           | 137.3              | 26.4                | 32.0                           | 29.3     | 27.4       |  |
| Looked at only this unit                                | 6.0                  | .2     | 5.8    | 1.0                          | -            | -                 | .3       | 1.0                       | .2       | .5            | 6.0                | 1.2                 | .9                             | 1.0      | 1.9        |  |
| Looked at apartments only                               | 91.1                 | 1.2    | 89.9   | 17.3                         | -            | 1.1               | 2.7      | 34.2                      | 2.7      | 1.9           | 89.8               | 17.3                | 21.8                           | 17.3     | 17.6       |  |
| Looked at houses or mobile homes too                    | 35.1                 | 1.8    | 33.4   | 5.9                          | -            | 1.0               | 1.5      | 17.2                      | .8       | .5            | 34.7               | 6.7                 | 7.4                            | 9.9      | 5.7        |  |
| Search not reported                                     | 7.2                  | -      | 7.2    | .8                           | -            | -                 | .5       | 2.9                       | .3       | 1.1           | 6.8                | 1.1                 | 1.8                            | 1.0      | 2.2        |  |
| <b>Recent Mover Comparison to Previous Home</b>         |                      |        |        |                              |              |                   |          |                           |          |               |                    |                     |                                |          |            |  |
| Better home   | 127.4                | 45.4   | 82.0   | 38.4                         | 4.9          | 3.3               | 2.6      | 39.3                      | 4.3      | 3.2           | 126.2              | 17.1                | 20.5                           | 23.5     | 21.7       |  |
| Worse home  | 47.9                 | 5.4    | 42.6   | 3.8                          | 4.9          | .6                | 2.9      | 11.6                      | 1.1      | 2.4           | 46.4               | 8.9                 | 6.1                            | 9.9      | 10.5       |  |
| About the same  | 64.4                 | 11.9   | 52.6   | 11.9                         | 3.2          | .3                | 2.4      | 21.6                      | 1.2      | 2.6           | 63.8               | 8.5                 | 12.3                           | 11.8     | 12.2       |  |
| Not reported  | 6.8                  | 1.4    | 5.4    | 1.1                          | 1.0          | -                 | .5       | 2.2                       | .4       | .6            | 5.8                | 1.0                 | 1.2                            | 1.5      | 1.0        |  |
| <b>Recent Mover Comparison to Previous Neighborhood</b> |                      |        |        |                              |              |                   |          |                           |          |               |                    |                     |                                |          |            |  |
| Better neighborhood                                     | 108.5                | 39.2   | 69.3   | 32.1                         | 4.2          | 3.3               | 3.3      | 30.4                      | 2.9      | 4.9           | 107.0              | 13.3                | 14.0                           | 20.3     | 18.8       |  |
| Worse neighborhood                                      | 37.7                 | 2.4    | 35.3   | 2.4                          | 3.0          | .6                | 2.2      | 13.1                      | .9       | 1.0           | 37.0               | 8.9                 | 7.8                            | 8.4      | 8.3        |  |
| About the same  | 78.7                 | 16.6   | 62.2   | 16.9                         | 3.2          | .3                | 1.5      | 24.6                      | 2.2      | 2.3           | 77.5               | 10.1                | 13.8                           | 14.7     | 14.6       |  |
| Same neighborhood                                       | 13.8                 | 3.7    | 10.0   | 2.7                          | 2.6          | -                 | .7       | 3.9                       | 1.0      | -             | 13.8               | 1.9                 | 3.1                            | 1.5      | 2.4        |  |
| Not reported  | 7.9                  | 2.2    | 5.8    | 1.1                          | 1.0          | -                 | .5       | 2.7                       | -        | .8            | 6.9                | 1.2                 | 1.5                            | 1.7      | 1.2        |  |

<sup>1</sup>See back cover for details.<sup>2</sup>Figures may not add to total because more than one category may apply to a unit.

**Table 2-12. Income Characteristics - Occupied Units**

[Numbers in thousands. For meaning of symbols, see text.]

| Characteristics   | Total occupied units | Tenure        |               | Housing unit characteristics |               |                   |               | Household characteristics |               |               |                    |                     | Selected subareas <sup>1</sup> |               |               |
|---|----------------------|---------------|---------------|------------------------------|---------------|-------------------|---------------|---------------------------|---------------|---------------|--------------------|---------------------|--------------------------------|---------------|---------------|
|   |                      | Owner         | Renter        | New construction 4 yrs       | Mobile homes  | Physical problems |               | Black                     | Hispanic      | Elderly (65+) | Moved in past year | Below poverty level | Area one                       | Area two      | Area three    |
|   |                      |               |               |                              |               | Severe            | Moderate      |                           |               |               |                    |                     |                                |               |               |
| <b>Total</b>  | <b>1 079.8</b>       | <b>691.1</b>  | <b>388.7</b>  | <b>130.9</b>                 | <b>39.4</b>   | <b>15.8</b>       | <b>38.2</b>   | <b>256.3</b>              | <b>15.9</b>   | <b>153.8</b>  | <b>242.5</b>       | <b>114.2</b>        | <b>160.3</b>                   | <b>192.8</b>  | <b>175.3</b>  |
| <b>Household Income</b>                                     |                      |               |               |                              |               |                   |               |                           |               |               |                    |                     |                                |               |               |
| Less than \$5,000   | 56.0                 | 13.4          | 42.6          | 2.0                          | 2.1           | 1.6               | 4.5           | 31.0                      | -             | 9.0           | 20.0               | 56.0                | 23.0                           | 8.8           | 4.9           |
| \$5,000 to \$9,999  | 74.0                 | 33.3          | 40.7          | 3.7                          | 2.3           | 3.7               | 7.2           | 31.7                      | .5            | 34.4          | 15.8               | 45.7                | 26.5                           | 10.8          | 6.8           |
| \$10,000 to \$14,999  | 75.4                 | 35.7          | 39.7          | 4.2                          | 6.4           | 1.7               | 6.3           | 27.0                      | 1.6           | 27.9          | 20.4               | 8.9                 | 17.6                           | 12.3          | 8.0           |
| \$15,000 to \$19,999  | 65.2                 | 31.0          | 34.2          | 4.3                          | 4.6           | .6                | 2.9           | 21.5                      | .7            | 13.5          | 20.3               | 2.6                 | 10.9                           | 12.5          | 8.8           |
| \$20,000 to \$24,999  | 82.1                 | 41.1          | 41.0          | 7.6                          | 4.6           | .4                | 4.3           | 24.6                      | 2.8           | 18.2          | 21.9               | .6                  | 13.1                           | 12.0          | 14.6          |
| \$25,000 to \$29,999  | 102.0                | 56.3          | 45.7          | 11.5                         | 6.9           | .6                | 3.7           | 26.7                      | 1.2           | 15.0          | 31.3               | .3                  | 13.4                           | 22.2          | 16.5          |
| \$30,000 to \$34,999  | 70.2                 | 41.4          | 28.9          | 7.4                          | 1.8           | .6                | 1.5           | 15.3                      | .8            | 8.5           | 18.0               | -                   | 9.3                            | 12.2          | 9.6           |
| \$35,000 to \$39,999  | 75.9                 | 46.4          | 29.5          | 9.5                          | 3.9           | 1.1               | 1.2           | 12.6                      | .9            | 7.3           | 18.5               | -                   | 8.9                            | 13.8          | 13.3          |
| \$40,000 to \$49,999  | 131.8                | 92.8          | 39.0          | 22.0                         | 4.5           | .9                | 3.1           | 28.7                      | 2.7           | 7.6           | 27.5               | -                   | 12.0                           | 29.8          | 23.2          |
| \$50,000 to \$59,999  | 100.0                | 78.2          | 21.8          | 16.9                         | 1.2           | 2.6               | 1.3           | 16.3                      | 1.6           | 2.3           | 17.3               | -                   | 5.3                            | 17.2          | 20.2          |
| \$60,000 to \$79,999  | 132.6                | 114.9         | 17.7          | 21.8                         | 1.2           | 1.2               | 1.1           | 14.4                      | .9            | 6.3           | 19.2               | -                   | 8.8                            | 21.2          | 26.0          |
| \$80,000 to \$99,999  | 55.1                 | 49.9          | 5.2           | 9.5                          | -             | .8                | .5            | 3.5                       | .8            | 2.1           | 5.8                | -                   | 4.2                            | 7.0           | 11.2          |
| \$100,000 to \$119,999                                      | 24.9                 | 23.3          | 1.5           | 4.9                          | -             | -                 | .3            | 1.3                       | .2            | .5            | 3.3                | -                   | 3.2                            | 6.3           | 4.6           |
| \$120,000 or more   | 34.6                 | 33.3          | 1.4           | 5.5                          | -             | -                 | .4            | 1.8                       | 1.1           | 1.3           | 3.8                | -                   | 3.3                            | 6.6           | 7.6           |
| <b>Median</b>   | <b>35 983</b>        | <b>45 053</b> | <b>24 535</b> | <b>46 888</b>                | <b>24 743</b> | <b>23 040</b>     | <b>16 836</b> | <b>23 462</b>             | <b>36 464</b> | <b>17 074</b> | <b>28 726</b>      | <b>5 121</b>        | <b>20 844</b>                  | <b>36 986</b> | <b>42 233</b> |
| As percent of poverty level:                                |                      |               |               |                              |               |                   |               |                           |               |               |                    |                     |                                |               |               |
| Less than 50 percent  | 51.3                 | 13.1          | 38.2          | 2.3                          | 1.0           | 1.7               | 4.3           | 28.5                      | .3            | 5.9           | 17.7               | 51.3                | 21.4                           | 8.6           | 3.9           |
| 50 to 99  | 62.9                 | 23.5          | 39.4          | 2.5                          | 1.9           | 2.5               | 6.4           | 33.0                      | 1.4           | 19.0          | 17.7               | 62.9                | 20.0                           | 10.5          | 6.9           |
| 100 to 149  | 77.3                 | 35.2          | 42.2          | 5.1                          | 5.3           | 1.9               | 7.3           | 28.8                      | 1.2           | 28.8          | 20.8               | ...                 | 21.8                           | 13.2          | 6.1           |
| 150 to 199  | 86.0                 | 47.3          | 38.7          | 5.7                          | 7.0           | 1.2               | 4.8           | 25.4                      | 1.1           | 24.5          | 22.9               | ...                 | 15.5                           | 12.9          | 10.1          |
| 200 percent or more   | 802.3                | 572.0         | 230.2         | 115.3                        | 24.2          | 8.5               | 15.4          | 140.6                     | 11.9          | 75.7          | 163.4              | ...                 | 81.7                           | 147.6         | 148.3         |
| <b>Income of Families and Primary Individuals</b>           |                      |               |               |                              |               |                   |               |                           |               |               |                    |                     |                                |               |               |
| Less than \$5,000   | 60.7                 | 13.4          | 47.2          | 3.0                          | 2.1           | 1.6               | 4.7           | 32.4                      | -             | 9.0           | 22.6               | 57.9                | 24.0                           | 10.0          | 6.0           |
| \$5,000 to \$9,999  | 77.1                 | 33.6          | 43.5          | 3.0                          | 2.3           | 4.0               | 8.1           | 33.5                      | .8            | 35.4          | 16.5               | 44.2                | 27.9                           | 11.1          | 7.1           |
| \$10,000 to \$14,999  | 80.1                 | 36.2          | 43.8          | 4.8                          | 6.4           | 1.9               | 5.8           | 28.6                      | 2.3           | 27.5          | 22.8               | 8.5                 | 18.8                           | 12.6          | 9.8           |
| \$15,000 to \$19,999  | 71.1                 | 33.5          | 37.7          | 5.5                          | 5.6           | .4                | 2.9           | 24.2                      | .7            | 14.4          | 21.9               | 2.6                 | 12.1                           | 14.2          | 10.5          |
| \$20,000 to \$24,999  | 83.2                 | 41.2          | 42.0          | 9.2                          | 4.0           | .3                | 4.2           | 23.8                      | 2.0           | 17.0          | 22.2               | .6                  | 11.9                           | 12.9          | 14.3          |
| \$25,000 to \$29,999  | 107.2                | 57.8          | 49.4          | 12.5                         | 6.9           | .8                | 4.7           | 26.7                      | 1.7           | 15.0          | 34.1               | .3                  | 13.4                           | 22.4          | 19.2          |
| \$30,000 to \$34,999  | 71.9                 | 42.8          | 29.2          | 8.0                          | 1.8           | .4                | 1.2           | 14.4                      | .8            | 8.2           | 17.1               | -                   | 9.5                            | 11.9          | 10.4          |
| \$35,000 to \$39,999  | 75.1                 | 47.5          | 27.6          | 8.9                          | 3.5           | 1.1               | .9            | 11.5                      | .5            | 7.3           | 16.3               | -                   | 8.4                            | 14.2          | 13.7          |
| \$40,000 to \$49,999  | 124.7                | 93.4          | 31.3          | 19.1                         | 4.5           | .7                | 2.8           | 26.7                      | 2.7           | 7.6           | 23.7               | -                   | 11.6                           | 28.8          | 20.8          |
| \$50,000 to \$59,999  | 93.7                 | 76.8          | 16.9          | 15.8                         | 1.2           | 2.6               | .8            | 14.6                      | 1.4           | 2.8           | 15.3               | -                   | 5.6                            | 15.5          | 18.0          |
| \$60,000 to \$79,999  | 124.9                | 110.8         | 14.1          | 21.3                         | 1.2           | 1.1               | 1.3           | 13.8                      | .9            | 5.9           | 16.6               | -                   | 7.7                            | 20.2          | 23.4          |
| \$80,000 to \$99,999  | 52.2                 | 48.3          | 3.9           | 9.0                          | -             | .8                | -             | 3.0                       | .8            | 2.1           | 4.9                | -                   | 3.1                            | 6.4           | 10.9          |
| \$100,000 to \$119,999                                      | 24.3                 | 23.4          | .9            | 5.5                          | -             | -                 | .3            | 1.3                       | .2            | .5            | 2.9                | -                   | 3.6                            | 6.3           | 3.6           |
| \$120,000 or more   | 33.6                 | 32.4          | 1.2           | 4.5                          | -             | .4                | .4            | 1.8                       | 1.1           | 1.3           | 3.8                | -                   | 2.9                            | 6.3           | 7.6           |
| <b>Median</b>   | <b>34 204</b>        | <b>44 229</b> | <b>22 630</b> | <b>44 958</b>                | <b>24 163</b> | <b>19 625</b>     | <b>15 811</b> | <b>21 996</b>             | <b>32 750</b> | <b>16 722</b> | <b>26 934</b>      | <b>5000-</b>        | <b>18 955</b>                  | <b>35 483</b> | <b>38 806</b> |
| <b>Income Sources of Families and Primary Individuals</b>   |                      |               |               |                              |               |                   |               |                           |               |               |                    |                     |                                |               |               |
| Wages and salaries  | 925.7                | 597.2         | 328.5         | 124.9                        | 36.9          | 11.8              | 27.1          | 210.0                     | 15.9          | 62.5          | 219.6              | 52.4                | 114.1                          | 170.0         | 157.0         |
| Wages and salaries were majority of income                  | 873.2                | 558.6         | 314.6         | 120.7                        | 34.0          | 10.7              | 25.1          | 199.5                     | 15.0          | 41.9          | 212.0              | 44.4                | 107.9                          | 161.9         | 143.4         |
| 2 or more people each earned over 20% of wages and salaries | 348.9                | 260.5         | 88.5          | 50.4                         | 11.4          | 4.0               | 9.4           | 76.8                      | 5.4           | 14.0          | 67.0               | 3.6                 | 29.3                           | 67.6          | 51.6          |
| Business, farm, or ranch                                    | 86.8                 | 73.3          | 13.5          | 8.3                          | 2.4           | .7                | 2.2           | 6.4                       | 2.2           | 4.9           | 10.5               | 4.4                 | 5.2                            | 10.8          | 17.1          |
| Social security or pensions                                 | 219.6                | 170.7         | 48.9          | 8.9                          | 7.8           | 4.7               | 14.4          | 47.9                      | .3            | 137.8         | 17.6               | 34.7                | 44.1                           | 35.9          | 31.0          |
| Interest or dividend(s)                                     | 153.5                | 133.3         | 20.2          | 16.4                         | .7            | 2.2               | 2.6           | 9.8                       | .5            | 40.9          | 15.6               | 4.5                 | 14.6                           | 34.9          | 35.2          |
| Rental income   | 67.1                 | 53.1          | 14.0          | 8.0                          | -             | .5                | 2.2           | 10.2                      | .5            | 9.5           | 14.0               | 2.4                 | 7.2                            | 13.8          | 16.9          |
| With lodger(s)  | 15.4                 | 7.2           | 8.3           | 2.1                          | -             | .2                | 1.1           | 5.3                       | .2            | 1.0           | 5.8                | .3                  | 2.8                            | 4.2           | 4.4           |
| Welfare or SSI  | 49.0                 | 13.0          | 36.0          | .9                           | 1.0           | 1.7               | 4.5           | 31.7                      | -             | 8.6           | 17.8               | 26.1                | 20.0                           | 7.1           | 2.9           |
| Alimony or child support                                    | 37.7                 | 19.1          | 18.7          | 3.0                          | 1.5           | .4                | 3.9           | 12.9                      | .4            | .8            | 8.6                | 5.9                 | 6.3                            | 7.7           | 5.3           |
| Other   | 77.8                 | 49.5          | 28.3          | 9.2                          | 3.5           | 1.2               | 4.9           | 21.3                      | 1.0           | 5.8           | 17.8               | 10.4                | 9.2                            | 14.3          | 9.7           |
| <b>Amount of Savings and Investments</b>                    |                      |               |               |                              |               |                   |               |                           |               |               |                    |                     |                                |               |               |
| Income of \$25,000 or less                                  | 394.5                | 171.2         | 223.3         | 27.7                         | 20.8          | 8.2               | 27.1          | 145.6                     | 5.8           | 106.5         | 114.4              | 113.9               | 96.7                           | 65.3          | 54.5          |
| No savings or investments                                   | 241.3                | 84.9          | 156.4         | 13.7                         | 15.4          | 5.6               | 17.7          | 108.1                     | 4.6           | 53.7          | 81.3               | 87.1                | 73.1                           | 33.2          | 26.3          |
| \$25,000 or less  | 80.2                 | 43.3          | 37.0          | 5.7                          | 4.0           | 2.3               | 5.8           | 24.0                      | 1.0           | 27.8          | 19.9               | 11.2                | 13.1                           | 16.5          | 13.5          |
| More than \$25,000  | 19.4                 | 13.4          | 6.0           | 1.3                          | -             | -                 | 1.2           | 2.1                       | -             | 11.6          | 2.0                | 3.8                 | 1.9                            | 3.6           | 3.7           |
| Not reported  | 53.6                 | 29.7          | 23.9          | 7.0                          | 1.5           | .3                | 2.3           | 11.4                      | .2            | 13.4          | 11.2               | 11.8                | 8.7                            | 12.0          | 10.9          |
| <b>Food Stamps</b>  |                      |               |               |                              |               |                   |               |                           |               |               |                    |                     |                                |               |               |
| Income of \$25,000 or less                                  | 394.5                | 171.2         | 223.3         | 27.7                         | 20.8          | 8.2               | 27.1          | 145.6                     | 5.8           | 106.5         | 114.4              | 113.9               | 96.7                           | 65.3          | 54.5          |
| Family members received food stamps                         | 49.9                 | 8.9           | 41.0          | .9                           | 1.4           | 1.9               | 5.6           | 38.3                      | -             | 6.8           | 18.1               | 37.8                | 24.9                           | 5.2           | 2.6           |
| Did not receive food stamps                                 | 301.5                | 139.8         | 161.7         | 20.5                         | 17.5          | 6.2               | 20.2          | 99.1                      | 5.6           | 91.4          | 86.7               | 66.4                | 65.6                           | 51.5          | 42.5          |
| Not reported  | 43.1                 | 22.5          | 20.6          | 6.3                          | 1.9           | .2                | 1.3           | 8.2                       | .2            | 8.6           | 9.5                | 9.7                 | 6.2                            | 8.7           | 9.4           |
| <b>Rent Reductions</b>                                      |                      |               |               |                              |               |                   |               |                           |               |               |                    |                     |                                |               |               |
| No subsidy or income reporting                              | 342.5                | ...           | 342.5         | 38.0                         | 11.4          | 6.7               | 18.8          | 113.0                     | 9.0           | 25.9          | 166.8              | 49.2                | 64.8                           | 72.5          | 64.8          |
| Rent control  | ...                  | ...           | ...           | ...                          | ...           | ...               | ...           | ...                       | ...           | ...           | ...                | ...                 | ...                            | ...           | ...           |
| No rent control   | 341.6                | ...           | 341.6         | 38.0                         | 11.4          | 6.7               | 18.8          | 112.8                     | 9.0           | 25.9          | 166.4              | 49.2                | 64.6                           | 72.5          | 64.1          |
| Reduced by owner  | 13.3                 | ...           | 13.3          | .7                           | 1.9           | .6                | 2.0           | 3.4                       | -             | 2.2           | 4.4                | 3.8                 | 2.0                            | 2.1           | .7            |
| Not reduced by owner  | 324.6                | ...           | 324.6         | 37.0                         | 8.8           | 6.0               | 16.8          | 108.8                     | 8.5           | 23.7          | 159.5              | 44.9                | 62.3                           | 68.8          | 62.9          |
| Owner reduction not reported                                | 3.7                  | ...           | 3.7           | .3                           | .7            | -                 | -             | .6                        | -             | .4            | -                  | .5                  | .3                             | 1.6           | .5            |
| Rent control not reported                                   | .9                   | ...           | .9            | -                            | -             | -                 | -             | .2                        | -             | -             | .4                 | -                   | .2                             | -             | .7            |
| Owned by public housing authority                           | 22.0                 | ...           | 22.0          | .4                           | -             | .4                | 1.4           | 19.5                      | -             | 4.4           | 5.7                | 17.2                | 14.1                           | 1.7           | .2            |
| Other, Federal subsidy                                      | 10.7                 | ...           | 10.7          | .8                           | -             | .4                | .2            | 6.9                       | -             | 2.2           | 3.1                | 7.5                 | 5.1                            | 2.2           | .5            |
| Other, State or local subsidy                               | 4.5                  | ...           | 4.5           | .2                           | -             | -                 | -             | 3.7                       | -             | -             | 2.6                | 2.2                 | 3.2                            | .5            | .4            |
| Other, income verification                                  | 1.7                  | ...           | 1.7           | -                            | -             | -                 | -             | 1.2                       | .2            | .2            | .6                 | 1.1                 | .6                             | .4            | .2            |
| Subsidy or income verification not reported                 | 7.2                  | ...           | 7.2           | .5                           | -             | -                 | -             | 3.4                       | -             | .8            | 1.6                | .4                  | 2.3                            | 1.1           | 1.6           |

<sup>1</sup>See back cover for details.







**Table 2-13. Selected Housing Costs - Occupied Units—Con.**

(Numbers in thousands. For meaning of symbols, see text.)

| Characteristics                      | Total occupied units | Tenure |        | Housing unit characteristics |              |                   |          | Household characteristics |          |               |                    |                     | Selected subareas <sup>1</sup> |          |            |
|--------------------------------------|----------------------|--------|--------|------------------------------|--------------|-------------------|----------|---------------------------|----------|---------------|--------------------|---------------------|--------------------------------|----------|------------|
|                                      |                      | Owner  | Renter | New construction 4 yrs       | Mobile homes | Physical problems |          | Black                     | Hispanic | Elderly (65+) | Moved in past year | Below poverty level | Area one                       | Area two | Area three |
|                                      |                      |        |        |                              |              | Severe            | Moderate |                           |          |               |                    |                     |                                |          |            |
| <b>OWNER OCCUPIED UNITS—Con.</b>     |                      |        |        |                              |              |                   |          |                           |          |               |                    |                     |                                |          |            |
| <b>Other Housing Costs Per Month</b> |                      |        |        |                              |              |                   |          |                           |          |               |                    |                     |                                |          |            |
| Homeowner association fee paid ..... | 17.0                 | 17.0   | ---    | 1.6                          | ---          | -                 | .2       | 1.9                       | .4       | 3.0           | 1.7                | -                   | 4.5                            | 3.9      | 3.1        |
| Median.....                          | 130                  | 130    | ---    | ---                          | ---          | ---               | ---      | ---                       | ---      | ---           | ---                | ---                 | ---                            | ---      | ---        |
| Mobile home park fee paid .....      | .5                   | .5     | ---    | ---                          | .5           | -                 | -        | -                         | -        | -             | -                  | -                   | -                              | -        | -          |
| Median.....                          | ---                  | ---    | ---    | ---                          | ---          | ---               | ---      | ---                       | ---      | ---           | ---                | ---                 | ---                            | ---      | ---        |
| Land rent fee paid .....             | -                    | -      | ---    | -                            | -            | -                 | -        | -                         | -        | -             | -                  | -                   | -                              | -        | -          |
| Median.....                          | ---                  | ---    | ---    | ---                          | ---          | ---               | ---      | ---                       | ---      | ---           | ---                | ---                 | ---                            | ---      | ---        |

<sup>1</sup>See back cover for details.

<sup>2</sup>May reflect a temporary situation, living off savings, or response error.

<sup>3</sup>Beginning with 1989 this item uses current income in its calculation. See appendix A.

Table 2-17. Rooms in Unit by Household and Unit Size, Income, and Costs - Occupied Units

[Numbers in thousands. For meaning of symbols, see text.]

| Characteristics   | Occupied units |               |               |               |                 |            |            |              |              |              |                 |            |        |
|---|----------------|---------------|---------------|---------------|-----------------|------------|------------|--------------|--------------|--------------|-----------------|------------|--------|
|   | Total          | Rooms         |               |               |                 |            | Median     | Bedrooms     |              |              |                 |            | Median |
|   |                | 1 and 2 rooms | 3 and 4 rooms | 5 and 6 rooms | 7 rooms or more | No rooms   |            | 1 room       | 2 rooms      | 3 rooms      | 4 rooms or more |            |        |
| <b>Total</b> .....  | <b>1 079.8</b> | <b>9.7</b>    | <b>231.6</b>  | <b>495.0</b>  | <b>343.5</b>    | <b>5.7</b> | <b>7.8</b> | <b>102.8</b> | <b>311.6</b> | <b>465.7</b> | <b>191.9</b>    | <b>2.8</b> |        |
| <b>Persons</b>  |                |               |               |               |                 |            |            |              |              |              |                 |            |        |
| 1 person.....   | 246.6          | 9.5           | 108.4         | 96.2          | 32.6            | 4.6        | 7.7        | 75.1         | 92.8         | 60.1         | 10.9            | 1.9        |        |
| 2 persons.....  | 348.0          | -             | 72.9          | 172.9         | 102.2           | 5.7        | -          | 23.0         | 129.3        | 152.6        | 43.1            | 2.6        |        |
| 3 persons.....  | 211.3          | .3            | 28.2          | 105.7         | 77.1            | 6.0        | -          | 3.5          | 53.0         | 108.9        | 45.8            | 3.0        |        |
| 4 persons.....  | 175.2          | -             | 16.7          | 76.7          | 81.7            | 6.3        | -          | .6           | 28.3         | 95.6         | 50.6            | 3.1        |        |
| 5 persons.....  | 70.9           | -             | 4.4           | 30.5          | 36.0            | 6.5+       | -          | .7           | 5.7          | 35.5         | 29.0            | 3.3        |        |
| 6 persons.....  | 17.6           | -             | 1.1           | 8.4           | 8.1             | 6.3        | -          | -            | 1.9          | 8.4          | 7.3             | 3.3        |        |
| 7 persons or more.....  | 10.2           | -             | -             | 4.6           | 5.6             | 6.5+       | -          | -            | .5           | 4.6          | 5.2             | 3.5+       |        |
| Median.....   | 2.3            | 1.5-          | 1.6           | 2.4           | 3.0             | ---        | 1.5-       | 1.5-         | 2.0          | 2.7          | 3.4             | ---        |        |
| <b>Rooms</b>  |                |               |               |               |                 |            |            |              |              |              |                 |            |        |
| 1 room.....   | 3.7            | ---           | ---           | ---           | ---             | ---        | 3.7        | -            | -            | -            | -               | ---        |        |
| 2 rooms.....  | 6.1            | ---           | ---           | ---           | ---             | ---        | 3.8        | 2.3          | -            | -            | -               | ---        |        |
| 3 rooms.....  | 65.4           | ---           | ---           | ---           | ---             | ---        | ---        | 64.3         | 1.1          | -            | -               | 1.0        |        |
| 4 rooms.....  | 166.2          | ---           | ---           | ---           | ---             | ---        | ---        | 29.4         | 135.7        | 1.1          | -               | 1.9        |        |
| 5 rooms.....  | 250.5          | ---           | ---           | ---           | ---             | ---        | ---        | 4.9          | 123.8        | 121.4        | .3              | 2.5        |        |
| 6 rooms.....  | 244.5          | ---           | ---           | ---           | ---             | ---        | ---        | .3           | 1.1          | 40.0         | 188.7           | 14.4       |        |
| 7 rooms.....  | 152.6          | ---           | ---           | ---           | ---             | ---        | ---        | -            | .2           | 8.1          | 112.2           | 32.1       |        |
| 8 rooms.....  | 108.2          | ---           | ---           | ---           | ---             | ---        | ---        | -            | -            | 1.4          | 32.4            | 74.4       |        |
| 9 rooms.....  | 51.6           | ---           | ---           | ---           | ---             | ---        | ---        | -            | -            | 1.3          | 7.3             | 42.8       |        |
| 10 rooms or more.....   | 31.1           | ---           | ---           | ---           | ---             | ---        | ---        | -            | -            | .3           | 2.8             | 27.9       |        |
| Median.....   | 5.7            | ---           | ---           | ---           | ---             | ---        | 1.6        | 3.3          | 4.7          | 6.1          | 8.2             | ---        |        |
| <b>Bedrooms</b>   |                |               |               |               |                 |            |            |              |              |              |                 |            |        |
| None.....   | 7.8            | 7.5           | -             | .3            | -               | 2.5-       | ---        | ---          | ---          | ---          | ---             | ---        |        |
| 1.....  | 102.8          | 2.3           | 93.7          | 6.0           | .8              | 3.5        | ---        | ---          | ---          | ---          | ---             | ---        |        |
| 2.....  | 311.6          | -             | 136.9         | 163.8         | 10.9            | 4.7        | ---        | ---          | ---          | ---          | ---             | ---        |        |
| 3.....  | 465.7          | -             | 1.1           | 310.1         | 154.6           | 6.0        | ---        | ---          | ---          | ---          | ---             | ---        |        |
| 4 or more.....  | 191.9          | -             | -             | 14.8          | 177.2           | 6.5+       | ---        | ---          | ---          | ---          | ---             | ---        |        |
| Median.....   | 2.8            | .5-           | 1.7           | 2.7           | 3.5+            | ---        | ---        | ---          | ---          | ---          | ---             | ---        |        |
| <b>Complete Bathrooms</b>   |                |               |               |               |                 |            |            |              |              |              |                 |            |        |
| None.....   | 4.2            | 2.2           | 1.1           | .9            | -               | ---        | 2.2        | .7           | .6           | .6           | -               | ---        |        |
| 1.....  | 347.2          | 7.5           | 168.6         | 148.9         | 22.2            | 4.5        | 5.5        | 96.7         | 156.7        | 79.5         | 8.8             | 2.0        |        |
| 1 and one-half.....   | 122.6          | -             | 20.5          | 75.8          | 28.3            | 5.8        | -          | 4.1          | 43.4         | 62.1         | 13.1            | 2.7        |        |
| 2 or more.....  | 605.8          | -             | 41.4          | 269.4         | 295.0           | 6.4        | -          | 1.3          | 110.8        | 323.6        | 170.1           | 3.1        |        |
| <b>Lot Size</b>   |                |               |               |               |                 |            |            |              |              |              |                 |            |        |
| Less than one-eighth acre.....  | 18.8           | -             | 2.4           | 12.8          | 3.7             | 5.8        | .3         | .2           | 10.8         | 5.6          | 1.9             | 2.3        |        |
| One-eighth up to one-quarter acre.....  | 42.3           | -             | 9.5           | 19.8          | 13.0            | 5.7        | -          | 1.1          | 15.3         | 19.1         | 6.7             | 2.7        |        |
| One-quarter up to one-half acre.....  | 139.6          | .6            | 7.0           | 66.4          | 65.6            | 6.4        | .6         | .7           | 24.5         | 77.1         | 36.7            | 3.1        |        |
| One-half up to one acre.....  | 229.7          | -             | 6.0           | 100.2         | 123.5           | 6.5+       | -          | .5           | 17.5         | 138.4        | 73.3            | 3.2        |        |
| 1 to 4 acres.....   | 167.1          | .6            | 11.9          | 80.0          | 74.7            | 6.3        | -          | 2.4          | 27.9         | 98.2         | 38.6            | 3.0        |        |
| 5 to 9 acres.....   | 22.8           | -             | 1.0           | 9.1           | 12.7            | 6.5+       | -          | -            | 2.3          | 11.9         | 8.6             | 3.3        |        |
| 10 acres or more.....   | 26.3           | -             | 1.4           | 12.9          | 12.0            | 6.3        | -          | .3           | 5.1          | 14.5         | 6.3             | 3.0        |        |
| Don't know.....   | 111.0          | -             | 17.5          | 68.2          | 25.3            | 5.6        | -          | 3.0          | 36.3         | 60.2         | 11.5            | 2.8        |        |
| Not reported.....   | 18.1           | -             | 4.7           | 7.3           | 6.1             | 5.7        | -          | 2.4          | 7.3          | 6.2          | 2.2             | 2.4        |        |
| Median.....   | .77            | ---           | .56           | .76           | .76             | ---        | ---        | 1.19         | .53          | .79          | .78             | ---        |        |
| <b>Income of Families and Primary Individuals</b>                               |                |               |               |               |                 |            |            |              |              |              |                 |            |        |
| Less than \$5,000.....  | 60.7           | 1.5           | 26.6          | 26.6          | 6.0             | 4.7        | 1.5        | 12.5         | 26.8         | 15.8         | 4.1             | 2.1        |        |
| \$5,000 to \$9,999.....   | 77.1           | 4.1           | 30.5          | 33.8          | 8.7             | 4.7        | 3.9        | 12.6         | 33.3         | 22.7         | 4.6             | 2.2        |        |
| \$10,000 to \$14,999.....   | 80.1           | 1.3           | 32.7          | 36.3          | 9.8             | 4.8        | .8         | 13.2         | 36.4         | 22.8         | 6.8             | 2.2        |        |
| \$15,000 to \$19,999.....   | 71.1           | .8            | 24.1          | 35.7          | 10.6            | 5.1        | .8         | 11.9         | 27.2         | 27.6         | 3.8             | 2.3        |        |
| \$20,000 to \$24,999.....   | 83.2           | .5            | 26.2          | 42.7          | 13.5            | 5.2        | -          | 13.0         | 34.4         | 29.9         | 5.9             | 2.3        |        |
| \$25,000 to \$29,999.....   | 107.2          | .2            | 30.4          | 55.1          | 21.5            | 5.3        | -          | 14.2         | 37.9         | 46.4         | 8.7             | 2.5        |        |
| \$30,000 to \$34,999.....   | 71.9           | .5            | 13.1          | 39.5          | 18.8            | 5.8        | .5         | 7.0          | 21.5         | 36.1         | 6.8             | 2.7        |        |
| \$35,000 to \$39,999.....   | 75.1           | -             | 13.4          | 39.4          | 22.3            | 5.7        | -          | 4.5          | 24.2         | 34.8         | 11.6            | 2.8        |        |
| \$40,000 to \$49,999.....   | 124.7          | .5            | 18.8          | 64.3          | 41.1            | 6.3        | .4         | 6.9          | 29.8         | 66.6         | 21.1            | 2.9        |        |
| \$50,000 to \$59,999.....   | 93.7           | -             | 6.0           | 44.6          | 43.1            | 6.3        | -          | 2.0          | 14.6         | 58.1         | 19.0            | 3.0        |        |
| \$60,000 to \$79,999.....   | 124.9          | .4            | 5.7           | 47.2          | 71.6            | 6.5+       | -          | 3.8          | 14.6         | 61.4         | 45.1            | 3.2        |        |
| \$80,000 to \$99,999.....   | 52.2           | -             | 1.9           | 5.8           | 33.7            | 6.5+       | -          | 4            | 4.9          | 22.5         | 24.4            | 3.4        |        |
| \$100,000 to \$119,999.....   | 24.3           | -             | 1.2           | 5.6           | 17.3            | 6.5+       | -          | .3           | 3.4          | 6.9          | 13.4            | 3.5+       |        |
| \$120,000 or more.....  | 33.6           | -             | 1.2           | 7.1           | 25.2            | 6.5+       | -          | .3           | 2.5          | 14.2         | 16.6            | 3.5        |        |
| Median.....   | 34 204         | 9 158         | 20 371        | 32 157        | 54 479          | ---        | 8 091      | 20 466       | 24 663       | 39 542       | 61 548          | ---        |        |
| <b>Monthly Housing Costs</b>  |                |               |               |               |                 |            |            |              |              |              |                 |            |        |
| Less than \$100.....  | 19.8           | .8            | 11.7          | 6.5           | .9              | 4.1        | .6         | 3.8          | 11.4         | 3.7          | .4              | 2.0        |        |
| \$100 to \$199.....   | 88.7           | 1.7           | 23.2          | 50.3          | 13.4            | 5.3        | 1.7        | 7.9          | 37.3         | 36.6         | 5.1             | 2.4        |        |
| \$200 to \$249.....   | 42.0           | 1.0           | 8.3           | 24.1          | 8.6             | 5.5        | 1.0        | 2.2          | 15.1         | 20.3         | 3.5             | 2.6        |        |
| \$250 to \$299.....   | 42.4           | 1.5           | 10.6          | 18.6          | 11.7            | 5.5        | 1.3        | 4.5          | 10.5         | 20.6         | 5.4             | 2.7        |        |
| \$300 to \$349.....   | 39.4           | .4            | 11.4          | 15.1          | 12.5            | 5.6        | .4         | 5.1          | 12.6         | 14.9         | 6.4             | 2.6        |        |
| \$350 to \$399.....   | 44.1           | 1.6           | 16.6          | 13.5          | 12.4            | 5.1        | 1.3        | 8.9          | 13.4         | 13.4         | 7.2             | 2.4        |        |
| \$400 to \$449.....   | 52.1           | .9            | 24.9          | 18.0          | 8.2             | 4.5        | .3         | 14.1         | 17.8         | 13.0         | 7.0             | 2.2        |        |
| \$450 to \$499.....   | 65.2           | .2            | 30.3          | 25.7          | 9.0             | 4.7        | -          | 17.0         | 27.2         | 17.5         | 3.6             | 2.1        |        |
| \$500 to \$599.....   | 122.2          | .2            | 38.4          | 62.1          | 21.5            | 5.2        | .2         | 19.8         | 53.0         | 38.8         | 10.5            | 2.3        |        |
| \$600 to \$699.....   | 104.7          | .3            | 26.0          | 63.5          | 14.8            | 5.3        | .3         | 10.3         | 42.3         | 43.6         | 8.1             | 2.5        |        |
| \$700 to \$799.....   | 82.9           | -             | 12.0          | 49.3          | 21.6            | 5.7        | -          | 4.4          | 26.8         | 43.5         | 8.2             | 2.7        |        |
| \$800 to \$899.....   | 126.7          | .4            | 5.2           | 67.4          | 53.8            | 6.2        | .4         | .6           | 16.8         | 87.5         | 21.4            | 3.0        |        |
| \$1,000 to \$1,249.....   | 76.0           | .4            | 1.5           | 29.4          | 44.7            | 6.5+       | -          | 1.6          | 6.2          | 40.7         | 27.5            | 3.2        |        |
| \$1,250 to \$1,499.....   | 38.0           | -             | .8            | 6.2           | 31.0            | 6.5+       | -          | -            | 2.1          | 12.6         | 23.3            | 3.5+       |        |
| \$1,500 or more.....  | 44.4           | -             | .4            | 4.9           | 39.0            | 6.5+       | -          | -            | 2.9          | 9.3          | 32.1            | 3.5+       |        |
| No cash rent.....   | 17.7           | -             | 5.3           | 9.5           | 2.8             | 5.2        | .3         | 1.2          | 6.9          | 7.1          | 2.2             | 2.6        |        |
| Mortgage payment not reported.....  | 73.7           | .3            | 5.1           | 30.8          | 37.6            | 6.5+       | -          | 1.6          | 9.4          | 42.6         | 20.1            | 3.1        |        |
| Median (excludes no cash rent).....   | 582            | 290           | 457           | 589           | 883             | ---        | 267        | 460          | 505          | 667          | 982             | ---        |        |
| <b>Median Monthly Housing Costs For Owners</b>                                  |                |               |               |               |                 |            |            |              |              |              |                 |            |        |
| Monthly costs including all mortgages plus maintenance costs.....               | 695            | ---           | 265           | 617           | 903             | ---        | ---        | 294          | 324          | 698          | 1 067           | ---        |        |
| Monthly costs excluding 2nd and subsequent mortgages and maintenance costs..... | 633            | ---           | 259           | 559           | 822             | ---        | ---        | 294          | 302          | 639          | 948             | ---        |        |

Table 2-17. **Rooms in Unit by Household and Unit Size, Income, and Costs - Occupied Units—**  
**Con.**

(Numbers in thousands. For meaning of symbols, see text.)

| Characteristics              | Occupied units |               |               |               |                 |        |          |        |         |         |                 |        |
|------------------------------|----------------|---------------|---------------|---------------|-----------------|--------|----------|--------|---------|---------|-----------------|--------|
|                              | Total          | Rooms         |               |               |                 |        | Bedrooms |        |         |         |                 |        |
|                              |                | 1 and 2 rooms | 3 and 4 rooms | 5 and 6 rooms | 7 rooms or more | Median | No rooms | 1 room | 2 rooms | 3 rooms | 4 rooms or more | Median |
| <b>OWNER OCCUPIED UNITS</b>  |                |               |               |               |                 |        |          |        |         |         |                 |        |
| <b>Total</b> .....           | 691.1          | 1.8           | 49.1          | 325.7         | 314.5           | 6.3    | .9       | 10.1   | 123.2   | 383.7   | 173.2           | 3.1    |
| <b>Value</b>                 |                |               |               |               |                 |        |          |        |         |         |                 |        |
| Less than \$10,000 .....     | 15.5           | --            | 9.7           | 5.0           | .8              | 4.1    | --       | .9     | 9.8     | 4.2     | .5              | 2.2    |
| \$10,000 to \$19,999 .....   | 16.0           | .2            | 4.1           | 8.7           | 3.1             | 5.4    | --       | .5     | 9.4     | 4.9     | 1.1             | 2.3    |
| \$20,000 to \$29,999 .....   | 11.3           | --            | 1.8           | 7.8           | 1.7             | 5.5    | --       | 1.1    | 6.4     | 2.7     | 1.2             | 2.2    |
| \$30,000 to \$39,999 .....   | 16.1           | --            | 3.5           | 9.8           | 2.8             | 5.4    | --       | .3     | 6.9     | 7.6     | 1.2             | 2.6    |
| \$40,000 to \$49,999 .....   | 25.0           | --            | 3.4           | 17.5          | 4.1             | 5.5    | --       | .5     | 11.2    | 10.6    | 2.7             | 2.6    |
| \$50,000 to \$59,999 .....   | 45.3           | .3            | 5.8           | 30.1          | 9.1             | 5.6    | --       | 1.4    | 14.7    | 24.5    | 4.8             | 2.8    |
| \$60,000 to \$69,999 .....   | 73.5           | .3            | 6.6           | 45.2          | 19.4            | 5.7    | .3       | 1.2    | 20.5    | 44.9    | 6.7             | 2.8    |
| \$70,000 to \$79,999 .....   | 91.3           | .7            | 4.0           | 58.0          | 28.6            | 5.9    | .4       | 1.5    | 10.9    | 68.0    | 10.6            | 3.0    |
| \$80,000 to \$89,999 .....   | 126.1          | --            | 4.2           | 63.2          | 58.8            | 6.4    | --       | 1.1    | 9.5     | 92.4    | 23.1            | 3.1    |
| \$100,000 to \$119,999 ..... | 74.9           | --            | .3            | 33.4          | 41.3            | 6.5+   | --       | .3     | 8.1     | 47.8    | 18.7            | 3.1    |
| \$120,000 to \$149,999 ..... | 76.5           | --            | 2.3           | 22.8          | 51.5            | 6.5+   | --       | .3     | 5.7     | 37.7    | 32.9            | 3.4    |
| \$150,000 to \$199,999 ..... | 67.0           | .2            | 1.1           | 14.0          | 51.7            | 6.5+   | .2       | .6     | 5.5     | 23.2    | 37.5            | 3.5+   |
| \$200,000 to \$249,999 ..... | 23.6           | --            | --            | 4.7           | 18.8            | 6.5+   | --       | .3     | 3.0     | 5.5     | 14.7            | 3.5+   |
| \$250,000 to \$299,999 ..... | 9.2            | --            | --            | 2.2           | 7.0             | 6.5+   | --       | --     | 4       | 3.6     | 5.2             | 3.5+   |
| \$300,000 or more .....      | 19.7           | --            | .4            | 3.4           | 16.0            | 6.5+   | --       | --     | 1.3     | 6.0     | 12.4            | 3.5+   |
| <b>Median</b> .....          | 88 178         | --            | 53 594        | 76 688        | 114 069         | --     | --       | 62 445 | 61 571  | 85 296  | 134 667         | --     |

Table 2-18. Square Footage by Household and Unit Size, Income, and Costs - Occupied Units

[Numbers in thousands. For meaning of symbols, see text.]

| Characteristics   | Size of occupied detached 1-family homes and 1-family mobile homes |                           |                        |                          |                          |                          |                          |              | Median       |
|---|--|---------------------------|------------------------|--------------------------|--------------------------|--------------------------|--------------------------|--------------|--------------|
|   | Total  | Less than 500 square feet | 500 to 999 square feet | 1000 to 1499 square feet | 1500 to 1999 square feet | 2000 to 2499 square feet | 2500 square feet or more | Not reported |              |
| <b>Total</b> .....  | <b>747.6</b>   | <b>3.7</b>                | <b>58.0</b>            | <b>150.5</b>             | <b>184.7</b>             | <b>116.1</b>             | <b>170.4</b>             | <b>64.1</b>  | <b>1 851</b> |
| <b>Persons</b>  |  |                           |                        |                          |                          |                          |                          |              |              |
| 1 person.....   | 111.7  | 1.4                       | 20.1                   | 28.7                     | 25.6                     | 13.7                     | 11.8                     | 10.4         | 1 510        |
| 2 persons.....  | 242.5  | 1.3                       | 18.2                   | 51.0                     | 63.2                     | 33.6                     | 53.2                     | 21.9         | 1 815        |
| 3 persons.....  | 164.9  | 1.1                       | 11.1                   | 30.1                     | 41.0                     | 25.3                     | 41.2                     | 15.2         | 1 898        |
| 4 persons.....  | 147.4  | —                         | 4.4                    | 27.0                     | 38.4                     | 28.0                     | 40.0                     | 9.6          | 1 988        |
| 5 persons.....  | 59.4   | —                         | 3.8                    | 10.2                     | 11.5                     | 11.9                     | 17.8                     | 4.2          | 2 088        |
| 6 persons.....  | 13.3   | —                         | .4                     | 1.7                      | 2.9                      | 2.4                      | 3.3                      | 2.5          | 2 084        |
| 7 persons or more.....  | 8.3  | —                         | —                      | 1.7                      | 2.0                      | 1.2                      | 3.1                      | .3           | 2 104        |
| Median.....   | 2.6  | —                         | 2.0                    | 2.4                      | 2.6                      | 2.9                      | 3.0                      | 2.5          | —            |
| <b>Rooms</b>  |  |                           |                        |                          |                          |                          |                          |              |              |
| 1 room.....   | —  | —                         | —                      | —                        | —                        | —                        | —                        | —            | —            |
| 2 rooms.....  | 1.1  | —                         | .8                     | —                        | —                        | —                        | —                        | —            | —            |
| 3 rooms.....  | 4.7  | 1.1                       | 2.6                    | .7                       | —                        | —                        | —                        | .3           | —            |
| 4 rooms.....  | 45.7   | .6                        | 20.6                   | 11.6                     | 3.6                      | .9                       | .7                       | 7.6          | 947          |
| 5 rooms.....  | 153.8  | .6                        | 22.4                   | 59.3                     | 38.8                     | 8.7                      | 7.7                      | 16.6         | 1 386        |
| 6 rooms.....  | 209.9  | 1.2                       | 6.4                    | 52.6                     | 74.2                     | 31.5                     | 25.3                     | 18.8         | 1 739        |
| 7 rooms.....  | 146.1  | —                         | 4.6                    | 20.2                     | 48.3                     | 32.9                     | 29.8                     | 10.4         | 1 947        |
| 8 rooms.....  | 105.5  | —                         | —                      | 5.2                      | 14.9                     | 29.8                     | 49.4                     | 6.4          | 2 497        |
| 9 rooms.....  | 50.2   | —                         | .6                     | 1.0                      | 3.0                      | 9.4                      | 33.4                     | 2.8          | 2500+        |
| 10 rooms or more.....   | 30.4   | —                         | —                      | —                        | 2.0                      | 2.9                      | 24.2                     | 1.3          | 2500+        |
| Median.....   | 6.3  | —                         | 4.7                    | 5.6                      | 6.2                      | 7.0                      | 7.9                      | 5.9          | —            |
| <b>Bedrooms</b>   |  |                           |                        |                          |                          |                          |                          |              |              |
| None.....   | .9   | .3                        | .6                     | —                        | —                        | —                        | —                        | —            | —            |
| 1.....  | 8.3  | 1.4                       | 3.0                    | 1.5                      | —                        | —                        | .9                       | 1.4          | 839          |
| 2.....  | 127.9  | 1.7                       | 33.9                   | 36.8                     | 22.3                     | 7.3                      | 7.2                      | 18.8         | 1 258        |
| 3.....  | 426.0  | —                         | 18.2                   | 101.5                    | 141.4                    | 71.8                     | 60.8                     | 32.4         | 1 773        |
| 4 or more.....  | 164.4  | .3                        | 2.4                    | 10.7                     | 21.0                     | 37.0                     | 101.5                    | 11.6         | 2500+        |
| Median.....   | 3.1  | —                         | 2.2                    | 2.9                      | 3.0                      | 3.2                      | 3.5+                     | 2.9          | —            |
| <b>Complete Bathrooms</b>   |  |                           |                        |                          |                          |                          |                          |              |              |
| None.....   | 1.9  | .2                        | 1.2                    | .2                       | —                        | —                        | —                        | .2           | —            |
| 1.....  | 171.5  | 3.0                       | 43.0                   | 60.7                     | 23.0                     | 7.2                      | 7.0                      | 27.5         | 1 214        |
| 1 and one-half.....   | 85.4   | .5                        | 4.0                    | 28.1                     | 27.2                     | 6.4                      | 9.5                      | 9.7          | 1 597        |
| 2 or more.....  | 488.8  | —                         | 9.8                    | 61.5                     | 134.4                    | 102.6                    | 153.9                    | 26.6         | 2 124        |
| <b>Lot Size</b>   |  |                           |                        |                          |                          |                          |                          |              |              |
| Less than one-eighth acre.....  | 13.7   | .5                        | 5.6                    | 1.4                      | 2.3                      | 1.4                      | 1.5                      | 1.1          | 1 086        |
| One-eighth up to one-quarter acre.....  | 40.5   | .5                        | 6.7                    | 9.4                      | 9.5                      | 5.4                      | 5.7                      | 3.3          | 1 605        |
| One-quarter up to one-half acre.....  | 138.2  | .3                        | 8.3                    | 30.2                     | 40.2                     | 20.9                     | 29.7                     | 8.6          | 1 823        |
| One-half up to one acre.....  | 229.5  | —                         | 6.4                    | 36.4                     | 70.4                     | 42.1                     | 60.7                     | 13.4         | 1 963        |
| 1 to 4 acres.....   | 166.5  | 1.1                       | 12.2                   | 38.8                     | 31.1                     | 26.9                     | 44.2                     | 12.1         | 1 902        |
| 5 to 9 acres.....   | 22.5   | —                         | —                      | 4.6                      | 4.1                      | 5.5                      | 6.9                      | 1.5          | 2 170        |
| 10 acres or more.....   | 25.9   | —                         | .6                     | 4.8                      | 7.8                      | 2.5                      | 9.3                      | 1.0          | 1 955        |
| Don't know.....   | 103.5  | 1.0                       | 16.3                   | 24.7                     | 18.3                     | 10.8                     | 10.0                     | 22.3         | 1 471        |
| Not reported.....   | 7.2  | .3                        | 2.0                    | .2                       | 1.0                      | .5                       | 2.5                      | .8           | 1 867        |
| Median.....   | .77  | —                         | .48                    | .80                      | .72                      | .79                      | .85                      | .78          | —            |
| <b>Income of Families and Primary Individuals</b>                               |  |                           |                        |                          |                          |                          |                          |              |              |
| Less than \$5,000.....  | 22.0   | .7                        | 3.5                    | 6.1                      | 4.0                      | 2.1                      | 3.2                      | 2.4          | 1 456        |
| \$5,000 to \$9,999.....   | 40.5   | .9                        | 10.3                   | 9.1                      | 9.2                      | 3.9                      | 2.2                      | 4.9          | 1 361        |
| \$10,000 to \$14,999.....   | 47.0   | 1.1                       | 9.7                    | 14.3                     | 5.7                      | 4.9                      | 3.7                      | 7.6          | 1 311        |
| \$15,000 to \$19,999.....   | 37.2   | —                         | 7.0                    | 9.9                      | 9.7                      | 2.7                      | 4.2                      | 3.8          | 1 492        |
| \$20,000 to \$24,999.....   | 46.8   | —                         | 7.5                    | 15.0                     | 8.6                      | 3.9                      | 5.0                      | 6.7          | 1 417        |
| \$25,000 to \$29,999.....   | 63.8   | .4                        | 5.9                    | 16.6                     | 16.0                     | 6.3                      | 8.6                      | 9.9          | 1 624        |
| \$30,000 to \$34,999.....   | 47.9   | —                         | 1.3                    | 11.4                     | 17.1                     | 7.1                      | 8.0                      | 3.0          | 1 785        |
| \$35,000 to \$39,999.....   | 52.7   | —                         | 3.3                    | 13.0                     | 15.7                     | 6.1                      | 9.4                      | 5.2          | 1 737        |
| \$40,000 to \$49,999.....   | 96.0   | —                         | 5.3                    | 19.8                     | 31.8                     | 16.0                     | 16.6                     | 6.5          | 1 809        |
| \$50,000 to \$59,999.....   | 81.3   | —                         | 1.5                    | 15.9                     | 25.5                     | 17.6                     | 16.4                     | 4.4          | 1 912        |
| \$60,000 to \$79,999.....   | 110.9  | .6                        | 1.0                    | 12.8                     | 28.1                     | 26.0                     | 38.3                     | 4.1          | 2 210        |
| \$80,000 to \$99,999.....   | 47.2   | —                         | .4                     | 4.5                      | 8.2                      | 8.4                      | 22.1                     | 3.5          | 2500+        |
| \$100,000 to \$119,999.....   | 22.2   | —                         | —                      | 1.0                      | 2.2                      | 6.3                      | 12.0                     | .6           | 2500+        |
| \$120,000 or more.....  | 32.0   | —                         | 1.2                    | 1.1                      | 2.9                      | 4.7                      | 20.8                     | 1.4          | 2500+        |
| Median.....   | 41 644   | —                         | 18 863                 | 31 870                   | 42 004                   | 52 807                   | 64 208                   | 28 382       | —            |
| <b>Monthly Housing Costs</b>  |  |                           |                        |                          |                          |                          |                          |              |              |
| Less than \$100.....  | 10.0   | —                         | 4.5                    | 2.9                      | 1.3                      | .7                       | —                        | .5           | 1 033        |
| \$100 to \$199.....   | 69.5   | .6                        | 14.4                   | 24.4                     | 11.9                     | 5.8                      | 4.0                      | 8.4          | 1 319        |
| \$200 to \$249.....   | 33.7   | .4                        | 4.6                    | 8.5                      | 8.3                      | 3.5                      | 2.4                      | 6.1          | 1 519        |
| \$250 to \$299.....   | 33.0   | —                         | 4.2                    | 7.7                      | 8.7                      | 5.2                      | 3.5                      | 3.6          | 1 659        |
| \$300 to \$349.....   | 28.6   | .5                        | 2.8                    | 5.7                      | 7.9                      | 3.1                      | 5.5                      | 3.2          | 1 739        |
| \$350 to \$399.....   | 26.3   | .8                        | 3.4                    | 4.0                      | 6.2                      | 4.4                      | 5.4                      | 2.1          | 1 815        |
| \$400 to \$449.....   | 25.1   | .6                        | 2.9                    | 7.7                      | 3.4                      | 3.0                      | 3.7                      | 3.8          | 1 465        |
| \$450 to \$499.....   | 28.3   | .3                        | 2.4                    | 6.4                      | 7.1                      | 2.4                      | 5.3                      | 4.4          | 1 704        |
| \$500 to \$599.....   | 55.3   | —                         | 4.7                    | 17.3                     | 14.3                     | 6.6                      | 5.7                      | 6.9          | 1 580        |
| \$600 to \$699.....   | 51.5   | —                         | 4.5                    | 17.0                     | 13.8                     | 5.2                      | 7.2                      | 3.8          | 1 583        |
| \$700 to \$799.....   | 51.1   | .2                        | 1.7                    | 12.6                     | 21.6                     | 7.5                      | 5.7                      | 1.8          | 1 735        |
| \$800 to \$999.....   | 108.0  | —                         | .6                     | 16.8                     | 41.8                     | 23.8                     | 18.0                     | 7.2          | 1 898        |
| \$1,000 to \$1,249.....   | 70.9   | —                         | .4                     | 3.4                      | 18.6                     | 20.6                     | 24.4                     | 3.6          | 2 274        |
| \$1,250 to \$1,499.....   | 36.0   | —                         | .3                     | .3                       | 4.6                      | 8.3                      | 21.9                     | .6           | 2500+        |
| \$1,500 or more.....  | 42.4   | —                         | —                      | .6                       | 1.1                      | 4.0                      | 34.8                     | 1.8          | 2500+        |
| No cash rent.....   | 10.5   | .3                        | 2.9                    | 2.4                      | 1.8                      | 1.1                      | 1.3                      | .8           | 1 343        |
| Mortgage payment not reported.....  | 67.3   | —                         | 3.6                    | 12.9                     | 12.6                     | 10.9                     | 21.7                     | 5.5          | 2 081        |
| Median (excludes no cash rent).....   | 649  | —                         | 276                    | 502                      | 711                      | 839                      | 1 076                    | 464          | —            |
| <b>Median Monthly Housing Costs For Owners</b>                                  |  |                           |                        |                          |                          |                          |                          |              |              |
| Monthly costs including all mortgages plus maintenance costs.....               | 692  | —                         | 204                    | 490                      | 720                      | 882                      | 1 145                    | 460          | —            |
| Monthly costs excluding 2nd and subsequent mortgages and maintenance costs..... | 824  | —                         | 199                    | 429                      | 667                      | 801                      | 1 028                    | 419          | —            |

**Table 2-18. Square Footage by Household and Unit Size, Income, and Costs - Occupied Units**  
 — Con.

[Numbers in thousands. For meaning of symbols, see text.]

| Characteristics              | Size of occupied detached 1-family homes and 1-family mobile homes |                                 |                           |                             |                             |                             |                             |               | Median       |
|------------------------------|--|---------------------------------|---------------------------|-----------------------------|-----------------------------|-----------------------------|-----------------------------|---------------|--------------|
|                              | Total  | Less than<br>500 square<br>feet | 500 to 999<br>square feet | 1000 to 1499<br>square feet | 1500 to 1999<br>square feet | 2000 to 2499<br>square feet | 2500 square<br>feet or more | Not reported  |              |
| <b>OWNER OCCUPIED UNITS</b>  |  |                                 |                           |                             |                             |                             |                             |               |              |
| <b>Total</b> .....           | <b>648.0</b>   | <b>.8</b>                       | <b>40.3</b>               | <b>124.0</b>                | <b>164.9</b>                | <b>109.0</b>                | <b>159.2</b>                | <b>49.7</b>   | <b>1 906</b> |
| <b>Value</b>                 |  |                                 |                           |                             |                             |                             |                             |               |              |
| Less than \$10,000 .....     | 15.2   | -                               | 10.0                      | .8                          | .5                          | 1.1                         | .5                          | 2.4           | 821          |
| \$10,000 to \$19,999 .....   | 15.3   | .6                              | 5.5                       | 3.8                         | 1.1                         | 1.1                         | 1.1                         | 2.1           | 1 070        |
| \$20,000 to \$29,999 .....   | 10.6   | -                               | 2.3                       | 2.4                         | 2.4                         | .6                          | 1.2                         | 1.8           | 1 449        |
| \$30,000 to \$39,999 .....   | 14.3   | -                               | 3.4                       | 3.5                         | 2.9                         | .7                          | .9                          | 2.9           | 1 322        |
| \$40,000 to \$49,999 .....   | 23.8   | -                               | 4.0                       | 7.5                         | 5.1                         | .8                          | 2.3                         | 4.2           | 1 390        |
| \$50,000 to \$59,999 .....   | 37.3   | .3                              | 3.7                       | 16.7                        | 8.6                         | 2.1                         | 2.4                         | 3.5           | 1 387        |
| \$60,000 to \$69,999 .....   | 64.1   | -                               | 4.4                       | 26.2                        | 19.1                        | 4.5                         | 4.1                         | 5.8           | 1 472        |
| \$70,000 to \$79,999 .....   | 84.0   | -                               | 1.5                       | 28.3                        | 32.2                        | 10.0                        | 6.5                         | 5.5           | 1 647        |
| \$80,000 to \$89,999 .....   | 121.6  | -                               | 2.4                       | 19.9                        | 48.6                        | 25.7                        | 17.6                        | 7.5           | 1 858        |
| \$100,000 to \$19,999 .....  | 73.0   | -                               | 1.6                       | 6.2                         | 23.3                        | 23.2                        | 15.6                        | 4.1           | 2 082        |
| \$120,000 to \$149,999 ..... | 72.3   | -                               | .7                        | 4.7                         | 11.1                        | 22.4                        | 29.2                        | 4.1           | 2 390        |
| \$150,000 to \$199,999 ..... | 65.8   | -                               | .4                        | 2.0                         | 6.3                         | 13.2                        | 41.0                        | 2.9           | 2500+        |
| \$200,000 to \$249,999 ..... | 22.6   | -                               | -                         | .2                          | 1.2                         | 3.1                         | 16.4                        | 1.6           | 2500+        |
| \$250,000 to \$299,999 ..... | 8.8  | -                               | -                         | .3                          | 1.1                         | -                           | 7.2                         | .2            | 2500+        |
| \$300,000 or more .....      | 19.0   | -                               | .3                        | 1.5                         | 1.4                         | .6                          | 13.2                        | 2.1           | 2500+        |
| <b>Median</b> .....          | <b>89 734</b>  | <b>---</b>                      | <b>36 879</b>             | <b>70 410</b>               | <b>84 338</b>               | <b>106 889</b>              | <b>148 106</b>              | <b>74 062</b> | <b>---</b>   |

Table 2-19. Income, Costs, and Mortgage - Occupied Units

[Numbers in thousands. For meaning of symbols, see text.]

| Characteristics   | Owner occupied |                        |               |        |                  |                        |               |        | Renter occupied        |       |                                   |       |
|---|----------------|------------------------|---------------|--------|------------------|------------------------|---------------|--------|------------------------|-------|-----------------------------------|-------|
|   | With mortgage  |                        |               |        | With no mortgage |                        |               |        | All renters            |       | Unsubsidized renters <sup>1</sup> |       |
|   | Total          | Specified <sup>2</sup> | Not specified |        | Total            | Specified <sup>2</sup> | Not specified |        | Specified <sup>3</sup> | Other | Specified <sup>3</sup>            | Other |
|   |                |                        | Condo or Coop | Other  |                  |                        | Condo or Coop | Other  |                        |       |                                   |       |
| <b>Total</b> .....  | 518.5          | 468.8                  | 18.6          | 31.1   | 172.6            | 134.7                  | 4.1           | 33.8   | 388.3                  | 2.4   | 347.3                             | 2.4   |
| <b>Income of Families and Primary Individuals</b>                               |                |                        |               |        |                  |                        |               |        |                        |       |                                   |       |
| Less than \$5,000.....  | 3.6            | 3.6                    | -             | -      | 9.8              | 7.4                    | -             | 2.4    | 47.0                   | .2    | 30.1                              | .2    |
| \$5,000 to \$9,999.....   | 10.3           | 7.9                    | .3            | 2.2    | 23.3             | 20.1                   | .7            | 2.5    | 43.3                   | .2    | 31.9                              | .2    |
| \$10,000 to \$14,999.....   | 13.4           | 11.6                   | -             | 1.9    | 22.8             | 17.5                   | -             | 5.3    | 43.8                   | -     | 40.2                              | -     |
| \$15,000 to \$19,999.....   | 21.6           | 16.0                   | 1.2           | 4.4    | 11.9             | 8.2                    | .6            | 3.0    | 37.7                   | -     | 34.9                              | -     |
| \$20,000 to \$24,999.....   | 24.3           | 20.5                   | 1.6           | 2.2    | 16.9             | 12.7                   | .6            | 3.6    | 41.7                   | .3    | 40.1                              | .3    |
| \$25,000 to \$29,999.....   | 39.0           | 32.5                   | 2.8           | 3.7    | 18.9             | 15.2                   | -             | 3.6    | 49.4                   | -     | 47.1                              | -     |
| \$30,000 to \$34,999.....   | 32.4           | 28.0                   | 1.5           | 2.9    | 10.4             | 9.7                    | .3            | .4     | 29.2                   | -     | 29.2                              | -     |
| \$35,000 to \$39,999.....   | 37.7           | 34.8                   | .8            | 2.1    | 9.8              | 6.4                    | .9            | 2.4    | 27.6                   | -     | 27.6                              | -     |
| \$40,000 to \$49,999.....   | 81.3           | 73.1                   | 3.7           | 4.5    | 12.0             | 8.0                    | .7            | 3.4    | 30.5                   | .8    | 30.2                              | .8    |
| \$50,000 to \$59,999.....   | 68.5           | 65.4                   | 1.3           | 1.8    | 8.3              | 7.4                    | -             | .9     | 16.4                   | .6    | 16.4                              | .6    |
| \$60,000 to \$79,999.....   | 93.8           | 88.8                   | 2.1           | 2.9    | 17.0             | 12.5                   | -             | 4.5    | 13.7                   | .3    | 13.7                              | .3    |
| \$80,000 to \$99,999.....   | 42.7           | 39.9                   | 1.7           | 1.1    | 5.6              | 4.8                    | -             | .8     | 3.9                    | -     | 3.9                               | -     |
| \$100,000 to \$119,999.....   | 20.8           | 19.1                   | 1.1           | .6     | 2.6              | 2.0                    | -             | .5     | .9                     | -     | .9                                | -     |
| \$120,000 or more.....  | 29.0           | 27.6                   | .5            | .9     | 3.4              | 2.7                    | .3            | .3     | 1.2                    | -     | 1.2                               | -     |
| <b>Median</b> .....   | 49 461         | 50 982                 | 43 058        | 32 230 | 25 420           | 25 443                 | ...           | 25 134 | 22 555                 | ...   | 24 570                            | ...   |
| <b>Monthly Housing Costs</b>  |                |                        |               |        |                  |                        |               |        |                        |       |                                   |       |
| Less than \$100.....  | -              | -                      | -             | -      | 10.4             | 8.0                    | -             | 2.4    | 9.5                    | -     | 1.3                               | -     |
| \$100 to \$199.....   | 1.0            | 1.0                    | -             | -      | 69.3             | 54.5                   | .5            | 13.3   | 19.4                   | -     | 6.0                               | -     |
| \$200 to \$249.....   | 2.6            | 2.6                    | -             | -      | 31.8             | 24.4                   | 2.3           | 5.1    | 7.5                    | -     | 5.3                               | -     |
| \$250 to \$299.....   | 6.7            | 5.1                    | -             | 1.6    | 25.0             | 19.5                   | .3            | 5.1    | 10.7                   | -     | 8.0                               | -     |
| \$300 to \$349.....   | 8.3            | 7.4                    | -             | .9     | 14.8             | 12.1                   | -             | 2.7    | 15.8                   | .5    | 13.7                              | .5    |
| \$350 to \$399.....   | 11.7           | 9.9                    | .3            | 1.4    | 8.7              | 6.6                    | .2            | 1.9    | 23.7                   | -     | 21.7                              | -     |
| \$400 to \$449.....   | 15.1           | 14.1                   | -             | 1.1    | 3.8              | 2.9                    | .7            | 1.1    | 33.3                   | -     | 31.6                              | -     |
| \$450 to \$499.....   | 20.7           | 18.5                   | .4            | 1.8    | 1.9              | 1.0                    | -             | 1.0    | 42.6                   | -     | 41.4                              | -     |
| \$500 to \$599.....   | 40.8           | 35.2                   | 2.3           | 3.3    | 5.0              | 3.9                    | -             | 1.2    | 75.9                   | .4    | 75.5                              | .4    |
| \$600 to \$699.....   | 44.0           | 37.7                   | 3.2           | 3.1    | .5               | -                      | -             | .5     | 59.8                   | .3    | 59.5                              | .3    |
| \$700 to \$799.....   | 47.1           | 42.1                   | 2.5           | 2.5    | .6               | .3                     | -             | .3     | 34.9                   | .3    | 34.7                              | .3    |
| \$800 to \$999.....   | 99.2           | 93.1                   | 4.3           | 1.8    | .7               | .7                     | -             | .7     | 26.3                   | .5    | 26.3                              | .5    |
| \$1,000 to \$1,249.....   | 69.0           | 65.4                   | 2.0           | 1.6    | .8               | .5                     | -             | .3     | 6.2                    | -     | 6.2                               | -     |
| \$1,250 to \$1,499.....   | 36.0           | 33.1                   | .6            | 2.3    | -                | -                      | -             | -      | 2.0                    | -     | 2.0                               | -     |
| \$1,500 or more.....  | 42.6           | 40.6                   | .4            | 1.6    | .3               | .3                     | -             | -      | 1.4                    | -     | 1.4                               | -     |
| No cash rent.....   | ...            | ...                    | ...           | ...    | ...              | ...                    | ...           | ...    | 17.3                   | ...   | 12.9                              | ...   |
| Mortgage payment not reported.....  | 73.7           | 63.1                   | 2.4           | 8.1    | ...              | ...                    | ...           | ...    | ...                    | ...   | ...                               | ...   |
| <b>Median (excludes no cash rent)</b> .....                                     | 849            | 883                    | 771           | 647    | 212              | 210                    | ...           | 212    | 529                    | ...   | 551                               | ...   |
| <b>Median Monthly Housing Costs For Owners</b>                                  |                |                        |               |        |                  |                        |               |        |                        |       |                                   |       |
| Monthly costs including all mortgages plus maintenance costs.....               | 875            | 889                    | 788           | 660    | 224              | 225                    | ...           | 219    | ...                    | ...   | ...                               | ...   |
| Monthly costs excluding 2nd and subsequent mortgages and maintenance costs..... | 808            | 819                    | 771           | 642    | 212              | 210                    | ...           | 212    | ...                    | ...   | ...                               | ...   |
| <b>Monthly Housing Costs as Percent of Current Income<sup>5</sup></b>           |                |                        |               |        |                  |                        |               |        |                        |       |                                   |       |
| Less than 5 percent.....  | 2.9            | 2.9                    | -             | -      | 23.0             | 16.3                   | .3            | 6.4    | 3.8                    | -     | 1.8                               | -     |
| 5 to 9 percent.....   | 33.9           | 30.7                   | 1.2           | 2.0    | 54.3             | 43.6                   | 1.2           | 9.5    | 8.4                    | -     | 7.6                               | -     |
| 10 to 14 percent.....   | 59.5           | 53.1                   | 2.1           | 4.4    | 34.3             | 27.1                   | 1.1           | 6.1    | 30.1                   | .5    | 28.7                              | .5    |
| 15 to 19 percent.....   | 97.5           | 90.5                   | 4.2           | 2.8    | 18.4             | 14.4                   | .9            | 3.1    | 51.1                   | 1.1   | 47.7                              | 1.1   |
| 20 to 24 percent.....   | 87.0           | 80.4                   | 3.2           | 3.4    | 14.7             | 11.4                   | -             | 3.4    | 60.0                   | -     | 55.1                              | -     |
| 25 to 29 percent.....   | 58.2           | 55.6                   | 1.2           | 1.4    | 9.1              | 7.3                    | .2            | 1.6    | 51.1                   | -     | 46.5                              | -     |
| 30 to 34 percent.....   | 35.0           | 31.5                   | 1.1           | 2.4    | 2.6              | 2.2                    | .2            | .2     | 33.8                   | -     | 27.7                              | -     |
| 35 to 39 percent.....   | 22.3           | 18.6                   | 1.6           | 2.1    | 2.8              | 1.7                    | .2            | .9     | 28.3                   | -     | 26.3                              | -     |
| 40 to 49 percent.....   | 20.1           | 16.9                   | .9            | 2.4    | 3.6              | 2.9                    | -             | .7     | 35.0                   | -     | 33.3                              | -     |
| 50 to 59 percent.....   | 9.2            | 8.0                    | .2            | 1.0    | 1.9              | 1.9                    | -             | -      | 16.5                   | -     | 14.5                              | -     |
| 60 to 69 percent.....   | 5.1            | 4.8                    | -             | .3     | .3               | .3                     | -             | -      | 8.2                    | -     | 7.4                               | -     |
| 70 to 99 percent.....   | 6.7            | 6.1                    | .4            | .3     | 1.5              | 1.5                    | -             | -      | 14.0                   | -     | 12.3                              | -     |
| 100 percent or more <sup>4</sup> .....  | 6.9            | 6.3                    | -             | .6     | 2.0              | 1.4                    | -             | .6     | 22.5                   | .2    | 19.4                              | .2    |
| Zero or negative income.....  | .4             | .4                     | -             | -      | 4.0              | 2.8                    | -             | 1.2    | 6.2                    | .2    | 6.2                               | .2    |
| No cash rent.....   | ...            | ...                    | ...           | ...    | ...              | ...                    | ...           | ...    | 17.3                   | ...   | 12.9                              | ...   |
| Mortgage payment not reported.....  | 73.7           | 63.1                   | 2.4           | 8.1    | ...              | ...                    | ...           | ...    | ...                    | ...   | ...                               | ...   |
| <b>Median (excludes 3 previous lines)</b> .....                                 | 22             | 22                     | 21            | 23     | 11               | 11                     | ...           | 10     | 28                     | ...   | 28                                | ...   |
| <b>Median (excludes 4 lines before medians)</b> .....                           | 21             | 21                     | 21            | 23     | 11               | 11                     | ...           | 10     | 27                     | ...   | 26                                | ...   |
| <b>OWNER OCCUPIED UNITS</b>   |                |                        |               |        |                  |                        |               |        |                        |       |                                   |       |
| <b>Total</b> .....  | 518.5          | 468.8                  | 18.6          | 31.1   | 172.6            | 134.7                  | 4.1           | 33.8   | ...                    | ...   | ...                               | ...   |
| <b>Value</b>  |                |                        |               |        |                  |                        |               |        |                        |       |                                   |       |
| Less than \$10,000.....   | 5.2            | 1.2                    | -             | 4.0    | 10.3             | 2.0                    | -             | 8.2    | ...                    | ...   | ...                               | ...   |
| \$10,000 to \$19,999.....   | 8.0            | 2.3                    | -             | 5.8    | 8.0              | 1.6                    | -             | 6.3    | ...                    | ...   | ...                               | ...   |
| \$20,000 to \$29,999.....   | 4.6            | 2.8                    | .4            | 1.4    | 6.7              | 4.9                    | -             | 1.8    | ...                    | ...   | ...                               | ...   |
| \$30,000 to \$39,999.....   | 6.7            | 4.1                    | 1.1           | 1.5    | 9.4              | 7.2                    | .2            | 2.0    | ...                    | ...   | ...                               | ...   |
| \$40,000 to \$49,999.....   | 14.7           | 13.1                   | .7            | .8     | 10.3             | 8.3                    | -             | .8     | ...                    | ...   | ...                               | ...   |
| \$50,000 to \$59,999.....   | 31.6           | 25.7                   | 3.1           | 2.8    | 13.7             | 12.4                   | 1.1           | 1.2    | ...                    | ...   | ...                               | ...   |
| \$60,000 to \$69,999.....   | 50.3           | 44.1                   | 3.9           | 2.3    | 23.2             | 19.9                   | .3            | 3.0    | ...                    | ...   | ...                               | ...   |
| \$70,000 to \$79,999.....   | 78.6           | 72.9                   | 3.4           | 2.3    | 12.7             | 10.9                   | 1.3           | 1.3    | ...                    | ...   | ...                               | ...   |
| \$80,000 to \$99,999.....   | 103.9          | 99.1                   | 2.6           | 2.6    | 22.2             | 20.6                   | -             | 1.6    | ...                    | ...   | ...                               | ...   |
| \$100,000 to \$119,999.....   | 58.3           | 56.3                   | .5            | 1.5    | 16.6             | 14.4                   | -             | 2.3    | ...                    | ...   | ...                               | ...   |
| \$120,000 to \$149,999.....   | 62.7           | 57.7                   | 2.2           | 2.8    | 13.8             | 11.9                   | .3            | 1.7    | ...                    | ...   | ...                               | ...   |
| \$150,000 to \$199,999.....   | 55.4           | 54.1                   | .3            | 1.0    | 11.8             | 9.0                    | .2            | 2.4    | ...                    | ...   | ...                               | ...   |
| \$200,000 to \$249,999.....   | 17.6           | 15.9                   | .5            | 1.2    | 6.0              | 4.5                    | -             | 1.5    | ...                    | ...   | ...                               | ...   |
| \$250,000 to \$299,999.....   | 7.0            | 6.7                    | -             | .3     | 2.2              | 1.1                    | -             | .3     | ...                    | ...   | ...                               | ...   |
| \$300,000 or more.....  | 13.8           | 12.8                   | .4            | .7     | 5.9              | 5.2                    | .4            | 1.2    | ...                    | ...   | ...                               | ...   |
| <b>Median</b> .....   | 91 450         | 93 773                 | 70 144        | 57 037 | 73 766           | 79 224                 | ...           | 32 583 | ...                    | ...   | ...                               | ...   |





**Table 2-19. Income, Costs, and Mortgage - Occupied Units—Con.**

[Numbers in thousands. For meaning of symbols, see text.]

| Characteristics                                   | Owner occupied |                        |               |       |                  |                        |               |       | Renter occupied        |       |                                   |       |
|---|----------------|------------------------|---------------|-------|------------------|------------------------|---------------|-------|------------------------|-------|-----------------------------------|-------|
|   | With mortgage  |                        |               |       | With no mortgage |                        |               |       | All renters            |       | Unsubsidized renters <sup>1</sup> |       |
|   | Total          | Specified <sup>2</sup> | Not specified |       | Total            | Specified <sup>2</sup> | Not specified |       | Specified <sup>3</sup> | Other | Specified <sup>3</sup>            | Other |
|   |                |                        | Condo or Coop | Other |                  |                        | Condo or Coop | Other |                        |       |                                   |       |
| <b>OWNERS WITH ONE OR MORE MORTGAGES—Con.</b>     |                |                        |               |       |                  |                        |               |       |                        |       |                                   |       |
| <b>Lenders of Primary and Secondary Mortgages</b> |                |                        |               |       |                  |                        |               |       |                        |       |                                   |       |
| Only borrowed from firm(s) .....                  | 455.3          | 416.6                  | 16.3          | 22.5  | ...              | ...                    | ...           | ...   | ...                    | ...   | ...                               | ...   |
| Only borrowed from seller .....                   | 7.6            | 5.7                    | -             | 1.9   | ...              | ...                    | ...           | ...   | ...                    | ...   | ...                               | ...   |
| Only borrowed from other individual(s) .....      | 6.2            | 3.8                    | .4            | 2.0   | ...              | ...                    | ...           | ...   | ...                    | ...   | ...                               | ...   |
| Borrowed from a firm and seller .....             | 2.6            | 2.3                    | .3            | -     | ...              | ...                    | ...           | ...   | ...                    | ...   | ...                               | ...   |
| Borrowed from a firm and other individual .....   | 2.6            | 2.6                    | -             | -     | ...              | ...                    | ...           | ...   | ...                    | ...   | ...                               | ...   |
| Borrowed from seller and other individual .....   | -              | -                      | -             | -     | ...              | ...                    | ...           | ...   | ...                    | ...   | ...                               | ...   |
| One or both sources not reported .....            | 44.2           | 37.8                   | 1.7           | 4.7   | ...              | ...                    | ...           | ...   | ...                    | ...   | ...                               | ...   |

<sup>1</sup>Excludes units in public housing projects, and housing units with government rent subsidies.

<sup>2</sup>Limited to one-unit structures on less than 10 acres and no business on property.

<sup>3</sup>Excludes one-unit structures on 10 acres or more.

<sup>4</sup>May reflect a temporary situation, living off savings, or response error.

<sup>5</sup>Beginning with 1989 this item uses current income in its calculation. See appendix A.

**Table 2-20. Income of Families and Primary Individuals by Selected Characteristics - Occupied Units**

(Numbers in thousands. For meaning of symbols, see text.)

| Characteristics   | Total          | Zero to negative | \$1 to \$4,999 | \$5,000 to \$9,999 | \$10,000 to \$14,999 | \$15,000 to \$19,999 | \$20,000 to \$29,999 | \$30,000 to \$39,999 | \$40,000 to \$59,999 | \$60,000 to \$79,999 | \$80,000 to \$99,999 | \$100,000 to \$119,999 | \$120,000 or more | Median        |
|---|----------------|------------------|----------------|--------------------|----------------------|----------------------|----------------------|----------------------|----------------------|----------------------|----------------------|------------------------|-------------------|---------------|
| <b>Total</b> .....  | <b>1 079.8</b> | <b>14.8</b>      | <b>45.9</b>    | <b>77.1</b>        | <b>80.1</b>          | <b>71.1</b>          | <b>190.4</b>         | <b>147.1</b>         | <b>218.4</b>         | <b>124.9</b>         | <b>52.2</b>          | <b>24.3</b>            | <b>33.6</b>       | <b>34 112</b> |
| <b>Units in Structure</b>                                       |                |                  |                |                    |                      |                      |                      |                      |                      |                      |                      |                        |                   |               |
| 1, detached.....  | 708.8          | 8.2              | 11.8           | 38.2               | 40.8                 | 31.7                 | 99.7                 | 96.0                 | 171.8                | 109.7                | 47.2                 | 22.2                   | 32.0              | 43 297        |
| 1, attached.....  | 28.2           | .6               | 1.4            | 1.1                | 1.0                  | 3.0                  | 4.9                  | 4.7                  | 6.5                  | 2.4                  | 1.0                  | 1.5                    | .5                | 34 323        |
| 2 to 4.....   | 73.6           | 1.3              | 8.6            | 9.0                | 7.1                  | 9.6                  | 15.5                 | 9.7                  | 8.2                  | 2.7                  | 1.5                  | -.                     | .5                | 20 771        |
| 5 to 9.....   | 82.7           | 1.5              | 10.0           | 9.5                | 9.8                  | 8.2                  | 20.6                 | 10.0                 | 9.9                  | 2.3                  | .4                   | -.                     | .5                | 21 144        |
| 10 to 19.....   | 88.3           | 1.5              | 8.0            | 10.1               | 9.9                  | 6.3                  | 24.8                 | 12.1                 | 9.9                  | 3.6                  | 1.2                  | .6                     | .5                | 23 419        |
| 20 to 49.....   | 40.2           | .8               | 2.3            | .9                 | 3.6                  | 4.8                  | 12.4                 | 7.6                  | 4.9                  | 2.3                  | .5                   | -.                     | -.                | 26 207        |
| 50 or more.....   | 18.6           | .4               | 2.2            | 6.0                | 1.7                  | 2.0                  | 1.7                  | 1.8                  | 1.8                  | .4                   | -.                   | -.                     | -.                | 12 080        |
| Mobile home or trailer.....                                     | 39.4           | .5               | 1.6            | 2.3                | 6.4                  | 5.6                  | 10.9                 | 5.3                  | 5.7                  | 1.2                  | -.                   | -.                     | -.                | 23 076        |
| <b>Year Structure Built<sup>1</sup></b>                         |                |                  |                |                    |                      |                      |                      |                      |                      |                      |                      |                        |                   |               |
| 1990 to 1994.....   | 41.3           | -.               | .7             | .8                 | .8                   | 1.7                  | 7.2                  | 5.8                  | 12.8                 | 5.8                  | 2.1                  | 1.8                    | 1.9               | 45 808        |
| 1985 to 1989.....   | 210.5          | 2.5              | 2.5            | 4.3                | 7.2                  | 11.5                 | 34.6                 | 33.2                 | 52.5                 | 32.8                 | 14.6                 | 6.7                    | 6.3               | 43 656        |
| 1980 to 1984.....   | 134.1          | 1.5              | 3.8            | 3.2                | 6.1                  | 6.3                  | 18.3                 | 20.2                 | 32.4                 | 20.7                 | 11.0                 | 5.5                    | 5.2               | 44 777        |
| 1975 to 1979.....   | 103.5          | 1.8              | 2.6            | 3.0                | 6.7                  | 5.7                  | 14.8                 | 17.4                 | 26.3                 | 10.8                 | 7.6                  | 1.6                    | 5.2               | 39 863        |
| 1970 to 1974.....   | 154.5          | 2.8              | 7.6            | 8.9                | 11.1                 | 14.7                 | 27.9                 | 20.9                 | 31.3                 | 19.6                 | 5.7                  | 1.8                    | 2.2               | 32 054        |
| 1960 to 1969.....   | 230.5          | 3.9              | 12.3           | 24.9               | 23.8                 | 14.5                 | 49.1                 | 24.3                 | 35.8                 | 22.2                 | 8.9                  | 4.9                    | 5.8               | 27 305        |
| 1950 to 1959.....   | 96.3           | .9               | 8.2            | 13.8               | 10.2                 | 7.2                  | 19.8                 | 12.1                 | 14.3                 | 6.6                  | .7                   | -.                     | 1.8               | 23 865        |
| 1940 to 1949.....   | 50.8           | .8               | 4.3            | 8.4                | 6.8                  | 6.1                  | 10.0                 | 4.0                  | 6.0                  | 3.3                  | .4                   | .6                     | .2                | 19 234        |
| 1930 to 1939.....   | 27.6           | .6               | 2.9            | 4.2                | 3.6                  | 2.4                  | 4.4                  | 3.7                  | 3.5                  | .9                   | -.                   | -.                     | 1.2               | 20 325        |
| 1920 to 1929.....   | 12.5           | .2               | .4             | 2.3                | 2.3                  | .5                   | 1.5                  | 1.3                  | 1.4                  | .8                   | -.                   | .2                     | .4                | 22 676        |
| 1919 or earlier.....  | 18.3           | -.               | .7             | 3.3                | 1.5                  | .5                   | 3.0                  | 4.3                  | 2.1                  | 1.2                  | .3                   | -.                     | 1.3               | 30 407        |
| Median.....   | 1973           | 1972             | 1965           | 1963               | 1967                 | 1971                 | 1971                 | 1976                 | 1978                 | 1979                 | 1981                 | 1982                   | 1979              | ...           |
| <b>Rooms</b>  |                |                  |                |                    |                      |                      |                      |                      |                      |                      |                      |                        |                   |               |
| 1 room.....   | 3.7            | -.               | .5             | 1.8                | .6                   | .5                   | -.                   | -.                   | .4                   | -.                   | -.                   | -.                     | -.                | ...           |
| 2 rooms.....  | 6.1            | .2               | .8             | 2.3                | .8                   | .2                   | .7                   | .5                   | .1                   | .4                   | -.                   | -.                     | -.                | 16 333        |
| 3 rooms.....  | 65.4           | 2.3              | 9.5            | 9.6                | 9.1                  | 8.4                  | 12.4                 | 6.9                  | 5.8                  | 1.3                  | -.                   | -.                     | .9                | 21 838        |
| 4 rooms.....  | 166.2          | 1.7              | 13.1           | 20.8               | 23.6                 | 15.7                 | 44.2                 | 19.6                 | 19.0                 | 4.5                  | 1.9                  | 1.2                    | 1.0               | 28 176        |
| 5 rooms.....  | 250.5          | 3.9              | 12.6           | 19.1               | 21.0                 | 19.5                 | 60.3                 | 42.2                 | 48.4                 | 14.9                 | 5.8                  | 1.9                    | 1.0               | 37 640        |
| 6 rooms.....  | 244.5          | 4.1              | 6.1            | 14.7               | 15.3                 | 16.2                 | 37.8                 | 36.7                 | 60.6                 | 32.3                 | 10.8                 | 3.9                    | 6.1               | 37 640        |
| 7 rooms.....  | 152.6          | 1.7              | 2.8            | 5.8                | 4.6                  | 7.0                  | 21.1                 | 22.8                 | 44.3                 | 23.4                 | 7.8                  | 3.3                    | 7.8               | 44 681        |
| 8 rooms.....  | 108.2          | .3               | .3             | 1.8                | 3.3                  | 3.1                  | 9.4                  | 10.0                 | 24.7                 | 27.4                 | 14.7                 | 7.4                    | 5.8               | 60 839        |
| 9 rooms.....  | 51.6           | .7               | .2             | .9                 | 1.6                  | .3                   | 2.9                  | 4.4                  | 10.5                 | 14.0                 | 5.7                  | 3.9                    | 6.4               | 66 065        |
| 10 rooms or more.....   | 31.1           | -.               | .2             | .2                 | .2                   | .2                   | 1.6                  | 3.9                  | 4.7                  | 6.8                  | 5.5                  | 2.8                    | 5.2               | 73 761        |
| Median.....   | 5.7            | 5.3              | 4.4            | 4.7                | 4.8                  | 5.0                  | 5.1                  | 5.6                  | 6.1                  | 6.9                  | 7.5                  | 7.8                    | 7.6               | ...           |
| <b>Bedrooms</b>   |                |                  |                |                    |                      |                      |                      |                      |                      |                      |                      |                        |                   |               |
| None.....   | 7.8            | .2               | 1.2            | 3.9                | .8                   | .8                   | -.                   | .5                   | .4                   | -.                   | -.                   | -.                     | -.                | 8 091         |
| 1.....  | 102.8          | 2.3              | 10.3           | 12.6               | 13.2                 | 11.9                 | 27.3                 | 11.5                 | 8.9                  | 3.8                  | .4                   | -.                     | .3                | 20 445        |
| 2.....  | 311.6          | 6.6              | 20.2           | 33.3               | 36.4                 | 27.2                 | 72.3                 | 45.8                 | 44.3                 | 14.6                 | 4.9                  | 3.4                    | 2.5               | 24 436        |
| 3.....  | 465.7          | 4.5              | 11.2           | 22.7               | 22.8                 | 27.6                 | 76.3                 | 70.9                 | 124.7                | 61.4                 | 22.5                 | 6.9                    | 14.2              | 39 551        |
| 4 or more.....  | 191.9          | 1.2              | 2.9            | 4.6                | 6.8                  | 3.8                  | 14.6                 | 18.4                 | 40.2                 | 45.1                 | 24.4                 | 13.4                   | 16.6              | 61 548        |
| Median.....   | 2.8            | 2.3              | 2.1            | 2.2                | 2.2                  | 2.3                  | 2.4                  | 2.7                  | 2.9                  | 3.2                  | 3.4                  | 3.5+                   | 3.5               | ...           |
| <b>Complete Bathrooms</b>                                       |                |                  |                |                    |                      |                      |                      |                      |                      |                      |                      |                        |                   |               |
| None.....   | 4.2            | .2               | 1.2            | 1.0                | .7                   | .2                   | .3                   | .4                   | -.                   | .2                   | -.                   | -.                     | -.                | ...           |
| 1.....  | 347.2          | 5.4              | 31.3           | 57.1               | 47.8                 | 39.5                 | 82.9                 | 40.3                 | 30.3                 | 12.9                 | 2.2                  | 1.2                    | 2.3               | 19 764        |
| 1 and one-half.....   | 122.6          | 2.5              | 7.1            | 6.0                | 11.0                 | 13.8                 | 23.1                 | 20.7                 | 23.9                 | 7.4                  | 3.4                  | 2.3                    | 1.4               | 29 053        |
| 2 or more.....  | 605.8          | 6.6              | 6.3            | 13.0               | 20.6                 | 23.6                 | 84.2                 | 85.7                 | 164.2                | 104.3                | 46.6                 | 20.9                   | 29.8              | 47 665        |
| <b>Main Heating Equipment</b>                                   |                |                  |                |                    |                      |                      |                      |                      |                      |                      |                      |                        |                   |               |
| Warm-air furnace.....   | 856.4          | 12.0             | 28.5           | 46.0               | 57.5                 | 54.5                 | 151.7                | 117.9                | 182.3                | 108.6                | 46.6                 | 22.1                   | 28.7              | 36 618        |
| Steam or hot water system.....                                  | 5.0            | .7               | 1.1            | .8                 | .8                   | -.                   | .2                   | .7                   | .7                   | .8                   | -.                   | -.                     | -.                | ...           |
| Electric heat pump.....   | 79.8           | .5               | 2.0            | 2.9                | 4.7                  | 5.4                  | 13.6                 | 13.7                 | 19.5                 | 9.6                  | 4.2                  | 1.7                    | 2.2               | 37 897        |
| Built-in electric units.....                                    | 25.1           | .2               | 3.1            | 3.5                | 3.9                  | 2.7                  | 3.4                  | 3.5                  | 2.9                  | 1.0                  | .3                   | -.                     | .3                | 18 200        |
| Floor, wall, or other built-in hot air units without ducts..... | 41.3           | .8               | 6.3            | 8.1                | 5.5                  | 3.8                  | 7.0                  | 4.0                  | 4.0                  | 1.7                  | -.                   | .2                     | -.                | 15 107        |
| Room heaters with flue.....                                     | 28.1           | .3               | 2.4            | 6.8                | 3.9                  | 1.4                  | 5.6                  | 3.9                  | 2.6                  | .3                   | -.                   | -.                     | .7                | 17 384        |
| Room heaters without flue.....                                  | 21.7           | 1.0              | 1.9            | 6.4                | 3.0                  | 1.2                  | 4.4                  | 1.4                  | 2.1                  | -.                   | -.                   | -.                     | -.                | 12 588        |
| Portable electric heaters.....                                  | 2.8            | .7               | .7             | .7                 | .3                   | .5                   | .3                   | .3                   | -.                   | -.                   | -.                   | -.                     | -.                | ...           |
| Stoves.....   | 9.2            | .2               | .7             | -.                 | -.                   | 1.1                  | 2.8                  | 1.6                  | 2.2                  | .6                   | .7                   | -.                     | .3                | 29 056        |
| Fireplaces with inserts.....                                    | 3.4            | -.               | -.             | -.                 | -.                   | -.                   | .7                   | -.                   | 1.1                  | -.                   | -.                   | -.                     | -.                | ...           |
| Fireplaces without inserts.....                                 | 4.1            | -.               | .3             | .2                 | .2                   | -.                   | .6                   | -.                   | .3                   | 1.3                  | .4                   | -.                     | 1.0               | ...           |
| Other.....  | 2.2            | -.               | .2             | .3                 | -.                   | .2                   | -.                   | .3                   | .7                   | -.                   | -.                   | -.                     | .4                | ...           |
| None.....   | 1.0            | -.               | .3             | .3                 | .3                   | .4                   | -.                   | -.                   | -.                   | -.                   | -.                   | -.                     | -.                | ...           |
| <b>Source of Water</b>  |                |                  |                |                    |                      |                      |                      |                      |                      |                      |                      |                        |                   |               |
| Public system or private company.....                           | 1 003.8        | 13.0             | 43.2           | 70.9               | 73.6                 | 67.1                 | 177.0                | 135.4                | 202.2                | 117.1                | 50.2                 | 22.8                   | 31.4              | 34 215        |
| Well serving 1 to 5 units.....                                  | 75.5           | 1.8              | 2.5            | 6.2                | 6.5                  | 4.0                  | 13.1                 | 11.7                 | 16.2                 | 7.6                  | 2.0                  | 1.5                    | 2.2               | 33 157        |
| Drilled.....  | 51.7           | .5               | 1.9            | 4.8                | 3.5                  | 2.1                  | 8.8                  | 8.1                  | 11.5                 | 6.4                  | 1.5                  | .9                     | 1.8               | 35 356        |
| Dug.....  | 19.8           | 1.0              | .4             | 1.4                | 3.0                  | 1.6                  | 3.3                  | 2.7                  | 3.5                  | 1.4                  | .6                   | .6                     | .3                | 27 576        |
| Not reported.....   | 4.0            | .3               | .2             | -.                 | -.                   | .3                   | 1.0                  | .9                   | 1.2                  | -.                   | -.                   | -.                     | -.                | ...           |
| Other.....  | .5             | -.               | .2             | -.                 | -.                   | -.                   | .3                   | -.                   | -.                   | -.                   | -.                   | -.                     | -.                | ...           |
| <b>Means of Sewage Disposal</b>                                 |                |                  |                |                    |                      |                      |                      |                      |                      |                      |                      |                        |                   |               |
| Public sewer.....   | 779.9          | 10.4             | 39.0           | 59.7               | 59.3                 | 55.8                 | 148.4                | 106.3                | 150.7                | 78.5                 | 32.4                 | 17.3                   | 22.2              | 31 633        |
| Septic tank, cesspool, chemical toilet.....                     | 299.3          | 4.4              | 6.7            | 17.4               | 20.8                 | 15.1                 | 42.0                 | 40.8                 | 67.7                 | 46.2                 | 19.8                 | 7.0                    | 11.4              | 40 719        |
| Other.....  | .6             | -.               | .2             | -.                 | -.                   | .2                   | -.                   | -.                   | -.                   | .2                   | -.                   | -.                     | -.                | ...           |
| <b>Main House Heating Fuel</b>                                  |                |                  |                |                    |                      |                      |                      |                      |                      |                      |                      |                        |                   |               |
| Housing units with heating fuel.....                            | 1 078.8        | 14.8             | 45.9           | 76.8               | 79.8                 | 70.8                 | 190.4                | 147.1                | 218.4                | 124.9                | 52.2                 | 24.3                   | 33.6              | 34 145        |
| Electricity.....  | 223.6          | 4.0              | 13.3           | 16.3               | 19.7                 | 19.7                 | 46.1                 | 32.4                 | 38.7                 | 18.5                 | 8.2                  | 2.7                    | 3.9               | 28 407        |
| Piped gas.....  | 782.4          | 9.3              | 29.8           | 54.0               | 52.2                 | 47.0                 | 127.6                | 106.0                | 167.0                | 100.6                | 41.6                 | 20.7                   | 26.8              | 38 744        |
| Bottled gas.....  | 41.6           | .9               | 1.7            | 3.9                | 5.7                  | 2.3                  | 10.6                 | 4.2                  | 6.8                  | 2.6                  | 1.3                  | .9                     | .6                | 25 863        |
| Fuel oil.....   | 6.7            | .2               | .9             | .8                 | 1.3                  | .3                   | .2                   | 1.1                  | .9                   | .3                   | -.                   | -.                     | .7                | ...           |
| Kerosene or other liquid fuel.....                              | 3.4            | -.               | .7             | .4                 | .4                   | .3                   | .6                   | .8                   | .3                   | .4                   | -.                   | -.                     | -.                | ...           |
| Coal or coke.....   | -.             | -.               | -.             | -.                 | -.                   | -.                   | -.                   | -.                   | -.                   | -.                   | -.                   | -.                     | -.                | ...           |
| Wood.....   | 19.9           | .5               | .2             | 1.1                | .2                   | 1.1                  | 5.4                  | 2.3                  | 3.9                  | 2.5                  | 1.1                  | 1.6                    | 1.6               | 36 473        |
| Solar energy.....   | -.             | -.               | -.             | -.                 | -.                   | -.                   | -.                   | -.                   | -.                   | -.                   | -.                   | -.                     | -.                | ...           |
| Other.....  | 1.3            | -.               | -.             | -.                 | .3                   | -.                   | -.                   | .2                   | .8                   | -.                   | -.                   | -.                     | -.                | ...           |

Table 2-20. Income of Families and Primary Individuals by Selected Characteristics - Occupied Units—Con.

[Numbers in thousands. For meaning of symbols, see text.]

| Characteristics  | Total   | Zero to negative | \$1 to \$4,999 | \$5,000 to \$9,999 | \$10,000 to \$14,999 | \$15,000 to \$19,999 | \$20,000 to \$29,999 | \$30,000 to \$39,999 | \$40,000 to \$59,999 | \$60,000 to \$79,999 | \$80,000 to \$99,999 | \$100,000 to \$119,999 | \$120,000 or more | Median |
|--|---------|------------------|----------------|--------------------|----------------------|----------------------|----------------------|----------------------|----------------------|----------------------|----------------------|------------------------|-------------------|--------|
| <b>Cooking Fuel</b>  |         |                  |                |                    |                      |                      |                      |                      |                      |                      |                      |                        |                   |        |
| With cooking fuel .....  | 1 077.3 | 14.8             | 44.9           | 76.5               | 79.5                 | 71.1                 | 190.0                | 147.1                | 218.4                | 124.9                | 52.2                 | 24.3                   | 33.6              | 34 197 |
| Electricity .....  | 624.6   | 8.3              | 17.1           | 34.2               | 39.6                 | 40.1                 | 104.3                | 88.6                 | 129.4                | 84.0                 | 36.8                 | 16.3                   | 25.9              | 37 749 |
| Piped gas .....  | 426.9   | 6.0              | 26.6           | 40.8               | 36.0                 | 30.1                 | 79.5                 | 53.9                 | 85.4                 | 40.1                 | 14.1                 | 7.7                    | 6.7               | 29 301 |
| Bottled gas .....  | 25.5    | .5               | 1.2            | 1.5                | 3.9                  | .9                   | 6.2                  | 4.6                  | 3.7                  | .8                   | 1.1                  | .3                     | .9                | 27 642 |
| Kerosene or other liquid fuel .....  | 2       | -                | -              | -                  | -                    | -                    | -                    | -                    | -                    | -                    | .2                   | -                      | -                 | ...    |
| Coal or coke .....   | -       | -                | -              | -                  | -                    | -                    | -                    | -                    | -                    | -                    | -                    | -                      | -                 | ...    |
| Wood .....   | -       | -                | -              | -                  | -                    | -                    | -                    | -                    | -                    | -                    | -                    | -                      | -                 | ...    |
| Other .....  | -       | -                | -              | -                  | -                    | -                    | -                    | -                    | -                    | -                    | -                    | -                      | -                 | ...    |
| <b>Persons</b>   |         |                  |                |                    |                      |                      |                      |                      |                      |                      |                      |                        |                   |        |
| 1 person .....   | 246.6   | 8.0              | 15.6           | 38.3               | 29.6                 | 22.6                 | 59.1                 | 31.6                 | 26.4                 | 9.6                  | 2.1                  | 1.4                    | 2.4               | 21 573 |
| 2 persons .....  | 348.0   | 4.7              | 14.1           | 20.7               | 29.2                 | 22.5                 | 68.4                 | 51.0                 | 68.5                 | 35.4                 | 14.3                 | 6.8                    | 10.4              | 32 819 |
| 3 persons .....  | 211.3   | 1.2              | 7.6            | 9.0                | 11.3                 | 15.5                 | 30.4                 | 25.4                 | 52.9                 | 32.9                 | 13.7                 | 4.1                    | 7.0               | 41 928 |
| 4 persons .....  | 175.2   | .5               | 4.2            | 5.7                | 6.5                  | 4.7                  | 21.9                 | 20.7                 | 47.2                 | 32.5                 | 15.8                 | 6.8                    | 8.6               | 49 881 |
| 5 persons .....  | 70.9    | .2               | 3.4            | 2.2                | 2.7                  | 3.7                  | 6.8                  | 13.4                 | 16.7                 | 9.8                  | 5.5                  | 2.4                    | 4.3               | 43 813 |
| 6 persons .....  | 17.6    | -                | .8             | 1.3                | .3                   | 1.1                  | 2.4                  | 2.7                  | 4.9                  | 2.5                  | .5                   | .5                     | .8                | 41 400 |
| 7 persons or more .....  | 10.2    | -                | .2             | -                  | .5                   | 1.1                  | 1.5                  | 2.3                  | 1.9                  | 2.2                  | .3                   | .3                     | -                 | 37 699 |
| Median .....   | 2.3     | 1.5              | 2.0            | 1.5                | 1.9                  | 2.1                  | 2.0                  | 2.3                  | 2.8                  | 3.0                  | 3.2                  | 3.0                    | 3.1               | ...    |
| <b>Household Composition by Age of Householder</b>                               |         |                  |                |                    |                      |                      |                      |                      |                      |                      |                      |                        |                   |        |
| 2-or-more person households .....  | 833.2   | 6.8              | 30.3           | 38.9               | 50.5                 | 48.6                 | 131.3                | 115.4                | 192.1                | 115.2                | 50.0                 | 22.9                   | 31.1              | 39 550 |
| Married-couple families, no nonrelatives .....                                   | 573.8   | 3.1              | 4.4            | 13.1               | 25.1                 | 19.4                 | 75.3                 | 79.3                 | 159.7                | 102.1                | 45.9                 | 19.5                   | 27.0              | 48 427 |
| Under 25 years .....   | 16.2    | -                | .8             | .4                 | .7                   | .9                   | 3.9                  | 5.3                  | 3.6                  | .5                   | .3                   | -                      | -                 | 32 808 |
| 25 to 29 years .....   | 52.4    | -                | .3             | .4                 | 1.5                  | 2.3                  | 9.0                  | 10.2                 | 17.1                 | 6.4                  | 2.6                  | .9                     | 1.7               | 42 950 |
| 30 to 34 years .....   | 82.8    | .3               | .4             | -                  | 2.4                  | 2.0                  | 10.3                 | 12.6                 | 31.5                 | 14.2                 | 5.1                  | 1.1                    | 2.8               | 48 509 |
| 35 to 44 years .....   | 170.4   | -                | .2             | 1.1                | 4.0                  | 3.6                  | 15.0                 | 22.3                 | 51.4                 | 38.5                 | 16.5                 | 7.6                    | 10.4              | 55 240 |
| 45 to 64 years .....   | 182.9   | 1.8              | 1.7            | 3.8                | 4.1                  | 4.6                  | 20.0                 | 19.2                 | 49.4                 | 37.9                 | 19.9                 | 9.4                    | 11.2              | 54 681 |
| 65 years and over .....  | 69.2    | 1.0              | 1.0            | 7.5                | 12.4                 | 6.0                  | 17.2                 | 9.8                  | 6.7                  | 4.6                  | 1.5                  | .5                     | .9                | 23 896 |
| Other male householder .....   | 91.4    | 2.3              | 1.7            | 5.3                | 7.4                  | 8.8                  | 22.5                 | 14.2                 | 16.1                 | 5.8                  | 1.9                  | 2.2                    | 3.2               | 28 973 |
| Under 45 years .....   | 62.9    | 2.3              | 1.7            | 3.4                | 6.1                  | 5.8                  | 16.1                 | 11.4                 | 10.7                 | 2.8                  | .2                   | .5                     | 1.9               | 27 529 |
| 45 to 64 years .....   | 18.7    | -                | -              | .8                 | -                    | 1.8                  | 2.1                  | 2.5                  | 4.0                  | 2.7                  | 1.7                  | 1.7                    | 1.3               | 50 284 |
| 65 years and over .....  | 8.8     | -                | -              | 1.0                | 1.3                  | 1.2                  | 4.3                  | .3                   | 1.5                  | .2                   | -                    | -                      | -                 | 23 220 |
| Other female householder .....   | 167.9   | 1.4              | 24.2           | 20.4               | 18.1                 | 20.4                 | 33.6                 | 22.0                 | 16.3                 | 7.4                  | 2.2                  | 1.2                    | .9                | 19 901 |
| Under 45 years .....   | 112.6   | 1.4              | 21.5           | 13.8               | 10.8                 | 13.3                 | 22.9                 | 11.8                 | 10.3                 | 4.0                  | 1.6                  | .6                     | .6                | 18 331 |
| 45 to 64 years .....   | 38.5    | -                | 1.9            | 3.0                | 4.8                  | 4.0                  | 7.8                  | 7.7                  | 5.1                  | 2.6                  | .6                   | .6                     | .3                | 27 018 |
| 65 years and over .....  | 16.8    | -                | .8             | 3.6                | 2.4                  | 3.0                  | 2.9                  | 2.4                  | .9                   | .8                   | -                    | -                      | -                 | 17 621 |
| 1-person households .....  | 246.6   | 8.0              | 15.6           | 38.3               | 29.6                 | 22.6                 | 59.1                 | 31.6                 | 26.4                 | 9.6                  | 2.1                  | 1.4                    | 2.4               | 21 573 |
| Male householder .....   | 107.5   | 4.7              | 4.6            | 10.9               | 11.9                 | 9.9                  | 25.2                 | 17.7                 | 12.5                 | 6.4                  | 1.2                  | .8                     | 1.6               | 24 639 |
| Under 45 years .....   | 69.0    | 4.0              | 3.1            | 4.2                | 6.8                  | 6.0                  | 18.3                 | 13.0                 | 8.3                  | 3.9                  | -                    | .8                     | .7                | 25 719 |
| 45 to 64 years .....   | 26.0    | .7               | 1.1            | 2.8                | 2.0                  | 2.3                  | 5.5                  | 3.6                  | 4.0                  | 2.5                  | .6                   | .9                     | .9                | 27 691 |
| 65 years and over .....  | 12.4    | -                | .4             | 4.0                | 3.2                  | 1.6                  | 1.4                  | 1.0                  | .2                   | -                    | .6                   | -                      | -                 | 12 796 |
| Female householder .....   | 139.2   | 3.3              | 11.0           | 27.3               | 17.6                 | 12.7                 | 33.9                 | 14.0                 | 13.8                 | 3.2                  | .9                   | .6                     | .8                | 19 062 |
| Under 45 years .....   | 59.6    | 1.6              | 3.9            | 3.2                | 5.5                  | 5.6                  | 21.1                 | 7.6                  | 8.7                  | 1.6                  | .6                   | -                      | .3                | 24 780 |
| 45 to 64 years .....   | 33.8    | 1.0              | 2.0            | 4.8                | 4.0                  | 4.6                  | 6.6                  | 4.4                  | 4.0                  | 1.4                  | .3                   | .6                     | .2                | 20 832 |
| 65 years and over .....  | 45.7    | .8               | 5.1            | 19.3               | 8.2                  | 2.5                  | 6.2                  | 2.0                  | 1.1                  | .2                   | -                    | -                      | .3                | 9 401  |
| <b>Own Never Married Children Under 18 Years Old</b>                             |         |                  |                |                    |                      |                      |                      |                      |                      |                      |                      |                        |                   |        |
| No own children under 18 years .....   | 704.5   | 13.8             | 26.4           | 62.7               | 62.7                 | 52.9                 | 141.5                | 96.3                 | 120.0                | 64.7                 | 28.8                 | 14.6                   | 20.2              | 29 459 |
| With own children under 18 years .....   | 375.3   | 1.0              | 19.5           | 14.4               | 17.4                 | 18.3                 | 48.9                 | 50.8                 | 98.4                 | 60.1                 | 23.4                 | 9.7                    | 13.4              | 43 528 |
| Under 6 years only .....   | 97.8    | .5               | 8.3            | 4.5                | 5.7                  | 5.3                  | 14.3                 | 10.0                 | 26.3                 | 13.0                 | 4.3                  | 2.4                    | 3.1               | 40 213 |
| 1 .....  | 62.2    | .5               | 4.3            | 2.2                | 3.3                  | 3.4                  | 11.0                 | 6.4                  | 17.8                 | 8.5                  | 1.9                  | 1.4                    | 1.5               | 40 070 |
| 2 .....  | 30.4    | -                | 3.2            | 1.4                | 2.1                  | 1.7                  | 2.8                  | 3.1                  | 7.6                  | 4.5                  | 1.9                  | 1.0                    | 1.3               | 42 735 |
| 3 or more .....  | 5.2     | -                | .8             | .9                 | .2                   | .2                   | .8                   | .5                   | .9                   | -                    | .6                   | -                      | .3                | ...    |
| 6 to 17 years only .....   | 215.6   | .5               | 6.8            | 6.9                | 9.8                  | 10.2                 | 27.5                 | 28.7                 | 55.7                 | 40.4                 | 16.1                 | 4.9                    | 8.0               | 46 231 |
| 1 .....  | 107.8   | .3               | 1.9            | 2.8                | 4.3                  | 4.7                  | 13.4                 | 17.6                 | 29.9                 | 18.9                 | 8.3                  | 2.7                    | 3.2               | 46 003 |
| 2 .....  | 82.6    | -                | 2.6            | 2.8                | 4.0                  | 4.8                  | 10.1                 | 8.2                  | 22.2                 | 16.0                 | 5.9                  | 1.9                    | 4.1               | 47 898 |
| 3 or more .....  | 25.1    | .2               | 2.2            | 1.3                | 1.5                  | .6                   | 4.0                  | 3.0                  | 3.6                  | 5.6                  | 1.8                  | .3                     | .8                | 38 753 |
| Both age groups .....  | 61.9    | -                | 4.4            | 3.0                | 1.9                  | 2.8                  | 7.1                  | 12.0                 | 16.4                 | 6.7                  | 2.9                  | 2.4                    | 2.3               | 39 771 |
| 2 .....  | 32.5    | -                | 1.1            | 1.5                | 1.0                  | 1.3                  | 3.8                  | 4.6                  | 11.2                 | 3.9                  | 2.0                  | 1.4                    | .8                | 45 354 |
| 3 or more .....  | 29.4    | -                | 3.3            | 1.5                | .9                   | 1.5                  | 3.3                  | 7.4                  | 5.2                  | 2.8                  | 1.0                  | 1.0                    | 1.5               | 35 553 |
| <b>Monthly Housing Costs</b>   |         |                  |                |                    |                      |                      |                      |                      |                      |                      |                      |                        |                   |        |
| Less than \$100 .....  | 19.8    | 1.0              | 6.5            | 5.3                | 1.9                  | .7                   | 3.1                  | .4                   | .3                   | .7                   | -                    | -                      | -                 | 7 299  |
| \$100 to \$199 .....   | 88.7    | .8               | 9.4            | 20.1               | 13.6                 | 5.4                  | 17.7                 | 10.3                 | 6.2                  | 3.9                  | .3                   | .6                     | .4                | 15 375 |
| \$200 to \$249 .....   | 42.0    | 1.4              | 2.4            | 6.7                | 6.2                  | 3.8                  | 9.3                  | 3.3                  | 4.5                  | 3.1                  | .5                   | .5                     | .3                | 20 627 |
| \$250 to \$299 .....   | 42.4    | .7               | 2.9            | 5.8                | 4.5                  | 4.9                  | 9.2                  | 3.9                  | 5.3                  | 3.0                  | 1.3                  | .3                     | .7                | 22 724 |
| \$300 to \$349 .....   | 39.4    | .9               | 2.2            | 4.5                | 7.2                  | 2.6                  | 5.0                  | 4.5                  | 7.0                  | 3.3                  | 1.8                  | .3                     | -                 | 24 336 |
| \$350 to \$399 .....   | 44.1    | .9               | 3.1            | 5.4                | 7.8                  | 4.4                  | 6.4                  | 6.4                  | 4.0                  | 2.9                  | 1.2                  | .3                     | 1.2               | 20 733 |
| \$400 to \$449 .....   | 52.1    | .7               | 1.7            | 5.7                | 4.6                  | 6.4                  | 14.4                 | 6.3                  | 8.0                  | 1.7                  | 1.5                  | .3                     | .6                | 24 758 |
| \$450 to \$499 .....   | 65.2    | 1.2              | 2.5            | 4.1                | 8.4                  | 7.3                  | 15.9                 | 10.6                 | 8.1                  | 4.0                  | 1.3                  | .9                     | .9                | 25 695 |
| \$500 to \$599 .....   | 122.2   | 1.4              | 6.7            | 4.6                | 9.2                  | 10.5                 | 34.8                 | 19.0                 | 22.8                 | 9.0                  | 2.5                  | 1.1                    | .8                | 28 281 |
| \$600 to \$699 .....   | 104.7   | .7               | 1.8            | 3.5                | 5.3                  | 10.1                 | 25.8                 | 21.2                 | 23.1                 | 7.2                  | 2.5                  | 2.5                    | .9                | 32 425 |
| \$700 to \$799 .....   | 82.9    | .9               | 2.2            | 1.8                | 2.2                  | 3.4                  | 18.0                 | 17.3                 | 25.7                 | 6.7                  | 3.0                  | .9                     | .7                | 37 499 |
| \$800 to \$999 .....   | 126.7   | 2.1              | .6             | 1.1                | 2.4                  | 4.7                  | 11.9                 | 20.1                 | 49.2                 | 23.6                 | 6.9                  | 1.2                    | 2.9               | 48 318 |
| \$1,000 to \$1,249 .....   | 76.0    | .3               | .3             | .8                 | 1.4                  | .9                   | 4.5                  | 7.6                  | 23.2                 | 20.4                 | 7.5                  | 3.0                    | 6.1               | 59 117 |
| \$1,250 to \$1,499 .....   | 38.0    | -                | -              | -                  | 1.0                  | .3                   | 1.2                  | 3.3                  | 6.3                  | 12.3                 | 7.1                  | 4.0                    | 2.5               | 71 270 |
| \$1,500 or more .....  | 44.4    | -                | -              | .4                 | .4                   | .5                   | .8                   | 2.0                  | 5.3                  | 9.6                  | 7.9                  | 6.4                    | 11.2              | 88 447 |
| No cash rent .....   | 17.7    | .9               | 3.8            | 3.7                | 1.0                  | 1.0                  | 3.9                  | 1.7                  | 1.0                  | .8                   | -                    | -                      | -                 | 13 002 |
| Mortgage payment not reported .....  | 73.7    | .9               | -              | 3.7                | 2.9                  | 4.3                  | 8.7                  | 9.0                  | 18.3                 | 12.8                 | 6.9                  | 2.0                    | 4.2               | 48 044 |
| Median (excludes no cash rent) .....   | 582     | 455              | 300            | 274                | 380                  | 483                  | 522                  | 616                  | 740                  | 886                  | 996                  | 1 187                  | 1 213             | ...    |
| <b>Median Monthly Housing Costs For Owners</b>                                   |         |                  |                |                    |                      |                      |                      |                      |                      |                      |                      |                        |                   |        |
| Monthly costs including all mortgages plus maintenance costs .....               | 695     | -                | 212            | 194                | 265                  | 393                  | 462                  | 656                  | 808                  | 941                  | 1 082                | 1 252                  | 1 357             | ...    |
| Monthly costs excluding 2nd and subsequent mortgages and maintenance costs ..... | 633     | -                | 189            | 185                | 240                  | 382                  | 426                  | 620                  | 743                  | 867                  | 926                  | 1 201                  | 1 206             | ...    |

**Table 2-20. Income of Families and Primary Individuals by Selected Characteristics - Occupied Units—Con.**

[Numbers in thousands. For meaning of symbols, see text.]

| Characteristics   | Total  | Zero to negative | \$1 to \$4,999 | \$5,000 to \$9,999 | \$10,000 to \$14,999 | \$15,000 to \$19,999 | \$20,000 to \$29,999 | \$30,000 to \$39,999 | \$40,000 to \$59,999 | \$60,000 to \$79,999 | \$80,000 to \$99,999 | \$100,000 to \$119,999 | \$120,000 or more | Median  |
|---|--------|------------------|----------------|--------------------|----------------------|----------------------|----------------------|----------------------|----------------------|----------------------|----------------------|------------------------|-------------------|---------|
| <b>Monthly Housing Costs as Percent of Current Income<sup>3</sup></b> |        |                  |                |                    |                      |                      |                      |                      |                      |                      |                      |                        |                   |         |
| Less than 5 percent   | 29.7   | -                | -              | .2                 | -                    | -                    | 3.0                  | 2.2                  | 5.2                  | 7.7                  | 3.7                  | 1.7                    | 6.1               | 71 148  |
| 5 to 9 percent  | 98.6   | -                | .3             | 2                  | 1.8                  | 2.2                  | 17.1                 | 13.6                 | 21.7                 | 17.5                 | 8.3                  | 5.4                    | 8.5               | 52 047  |
| 10 to 14 percent  | 124.4  | -                | .4             | 3.4                | 5.7                  | 4.8                  | 19.4                 | 17.3                 | 30.8                 | 21.4                 | 11.1                 | 4.0                    | 6.1               | 47 305  |
| 15 to 19 percent  | 168.0  | -                | 1.4            | 4.8                | 9.0                  | 5.5                  | 15.2                 | 24.9                 | 54.8                 | 29.6                 | 12.0                 | 5.2                    | 5.7               | 48 502  |
| 20 to 24 percent  | 181.8  | .6               | 1.7            | 7.8                | 6.4                  | 7.0                  | 32.7                 | 28.1                 | 47.6                 | 20.1                 | 5.9                  | 3.1                    | .8                | 38 778  |
| 25 to 29 percent  | 118.4  | .4               | 4.1            | 7.0                | 6.7                  | 8.4                  | 31.7                 | 23.5                 | 23.2                 | 8.7                  | 1.6                  | 1.8                    | 1.2               | 30 318  |
| 30 to 34 percent  | 71.4   | -                | 3.0            | 6.4                | 5.5                  | 6.8                  | 23.8                 | 11.6                 | 8.0                  | 3.9                  | 1.5                  | .3                     | .6                | 25 890  |
| 35 to 39 percent  | 53.4   | -                | 1.1            | 5.3                | 7.0                  | 9.2                  | 16.6                 | 7.3                  | 4.1                  | 1.4                  | .8                   | .5                     | -                 | 22 484  |
| 40 to 49 percent  | 58.6   | .6               | 3.9            | 9.0                | 11.7                 | 12.5                 | 14.4                 | 3.4                  | 1.9                  | .8                   | .3                   | -                      | .3                | 18 671  |
| 50 to 59 percent  | 27.7   | .3               | 2.2            | 5.3                | 9.6                  | 4.5                  | 1.4                  | 2.6                  | 1.4                  | -                    | .3                   | -                      | -                 | 13 110  |
| 60 to 69 percent  | 13.6   | -                | 1.2            | 4.5                | 3.6                  | 2.2                  | 1.2                  | .6                   | .3                   | -                    | -                    | -                      | -                 | 11 515  |
| 70 to 99 percent  | 22.2   | -                | 3.1            | 9.3                | 6.3                  | 2.1                  | .6                   | .6                   | -                    | .3                   | -                    | -                      | -                 | 9 345   |
| 100 percent or more <sup>2</sup>                                      | 31.7   | .2               | 20.0           | 6.7                | 2.5                  | .5                   | .6                   | .8                   | -                    | -                    | -                    | .3                     | -                 | 3 916   |
| Zero or negative income   | 10.8   | 10.8             | -              | -                  | -                    | -                    | -                    | -                    | -                    | -                    | -                    | -                      | -                 | 1-      |
| No cash rent  | 17.7   | .9               | 3.6            | 3.7                | 1.0                  | 1.0                  | 3.9                  | 1.7                  | 1.0                  | .8                   | -                    | -                      | -                 | 13 002  |
| Mortgage payment not reported   | 73.7   | .9               | -              | 3.7                | 2.9                  | 4.3                  | 6.7                  | 9.0                  | 18.3                 | 12.8                 | 6.9                  | 2.0                    | 4.2               | 48 044  |
| Median (excludes 3 previous lines)                                    | 22     | 41               | 88             | 40                 | 37                   | 34                   | 25                   | 22                   | 19                   | 17                   | 15                   | 15                     | 10                | -       |
| Median (excludes 4 lines before medians)                              | 22     | 29               | 36             | 37                 | 36                   | 33                   | 25                   | 22                   | 19                   | 17                   | 15                   | 15                     | 10                | -       |
| <b>OWNER OCCUPIED UNITS</b>   |        |                  |                |                    |                      |                      |                      |                      |                      |                      |                      |                        |                   |         |
| Total   | 691.1  | 6.5              | 7.0            | 33.6               | 36.2                 | 33.5                 | 99.0                 | 90.3                 | 170.2                | 110.8                | 48.3                 | 23.4                   | 32.4              | 44 641  |
| <b>Value</b>  |        |                  |                |                    |                      |                      |                      |                      |                      |                      |                      |                        |                   |         |
| Less than \$10,000  | 15.5   | -                | -              | 1.4                | 2.0                  | 1.5                  | 4.8                  | 2.8                  | 2.7                  | .3                   | -                    | -                      | -                 | 25 960  |
| \$10,000 to \$19,999  | 16.0   | .7               | -              | 2.1                | 1.7                  | 1.4                  | 4.1                  | 1.3                  | 2.4                  | 1.1                  | 1.0                  | .3                     | -                 | 25 193  |
| \$20,000 to \$29,999  | 11.3   | -                | .6             | 1.3                | 2.3                  | 1.4                  | 2.5                  | .8                   | .9                   | -                    | -                    | .6                     | -                 | 20 304  |
| \$30,000 to \$39,999  | 16.1   | .3               | 1.3            | 3.1                | 1.2                  | 1.8                  | 3.6                  | 1.4                  | 1.7                  | .7                   | .4                   | -                      | .7                | 20 665  |
| \$40,000 to \$49,999  | 25.0   | .8               | -              | 4.3                | 4.4                  | 2.3                  | 5.2                  | 3.0                  | 3.6                  | .3                   | .2                   | -                      | .8                | 21 189  |
| \$50,000 to \$59,999  | 45.3   | .5               | .6             | 5.3                | 3.8                  | 4.0                  | 9.7                  | 6.3                  | 10.6                 | 2.6                  | .6                   | .6                     | .8                | 28 712  |
| \$60,000 to \$69,999  | 73.5   | .7               | .7             | 2.9                | 4.5                  | 5.5                  | 17.8                 | 14.3                 | 16.6                 | 7.5                  | 1.9                  | .5                     | .6                | 33 274  |
| \$70,000 to \$79,999  | 91.3   | -                | 1.0            | 3.8                | 2.8                  | 3.0                  | 15.1                 | 17.1                 | 30.5                 | 11.0                 | 4.7                  | .2                     | 2.1               | 41 843  |
| \$80,000 to \$99,999  | 126.1  | 1.2              | 1.4            | 2.8                | 3.4                  | 5.1                  | 15.5                 | 17.1                 | 44.1                 | 25.7                 | 7.0                  | .8                     | 2.0               | 47 513  |
| \$100,000 to \$119,999  | 74.9   | 1.1              | 1.2            | 2.3                | 1.4                  | 2.2                  | 9.9                  | 9.0                  | 20.2                 | 16.7                 | 7.8                  | 1.7                    | 1.5               | 50 339  |
| \$120,000 to \$149,999  | 76.5   | .5               | .3             | 1.6                | 3.3                  | 1.8                  | 3.8                  | 9.7                  | 18.1                 | 17.1                 | 8.5                  | 6.3                    | 5.5               | 58 997  |
| \$150,000 to \$199,999  | 67.0   | .2               | -              | 1.1                | 2.5                  | 1.8                  | 3.3                  | 4.1                  | 12.3                 | 17.7                 | 8.8                  | 6.9                    | 8.2               | 69 099  |
| \$200,000 to \$249,999  | 23.6   | -                | -              | .5                 | 1.4                  | 1.4                  | 1.6                  | .6                   | 4.1                  | 3.4                  | 3.7                  | 3.3                    | 3.4               | 72 128  |
| \$250,000 to \$299,999  | 9.2    | .4               | -              | -                  | .3                   | -                    | .6                   | 1.2                  | -                    | 2.9                  | 1.7                  | .3                     | 1.9               | 74 492  |
| \$300,000 or more   | 19.7   | -                | -              | .9                 | 1.0                  | .3                   | 1.6                  | 1.7                  | 2.4                  | 2.9                  | 2.1                  | 1.9                    | 5.0               | 73 820  |
| Median  | 88 178 | -                | 73 706         | 58 609             | 65 841               | 67 847               | 71 229               | 78 984               | 87 330               | 106 312              | 122 130              | 154 472                | 164 369           | -       |
| <b>Ratio of Value to Current Income<sup>3</sup></b>                   |        |                  |                |                    |                      |                      |                      |                      |                      |                      |                      |                        |                   |         |
| Less than 1.5   | 203.0  | -                | .2             | 2.7                | 3.7                  | 4.0                  | 14.3                 | 11.4                 | 51.2                 | 52.8                 | 26.6                 | 12.1                   | 23.8              | 65 276  |
| 1.5 to 1.9  | 123.2  | -                | .3             | .9                 | .8                   | .8                   | 7.4                  | 16.9                 | 53.7                 | 22.2                 | 10.1                 | 6.2                    | 4.6               | 53 117  |
| 2.0 to 2.4  | 97.6   | .3               | -              | .9                 | 1.6                  | 2.2                  | 13.5                 | 22.1                 | 28.8                 | 19.1                 | 5.4                  | 2.4                    | 1.2               | 45 511  |
| 2.5 to 2.9  | 68.5   | -                | -              | .3                 | .4                   | 2.3                  | 21.0                 | 15.3                 | 15.9                 | 7.3                  | 3.4                  | 1.0                    | 1.6               | 38 691  |
| 3.0 to 3.9  | 72.0   | .3               | -              | 1.1                | 5.3                  | 8.5                  | 21.6                 | 12.9                 | 13.5                 | 5.2                  | 1.8                  | .8                     | 1.1               | 29 545  |
| 4.0 to 4.9  | 35.2   | -                | -              | 3.1                | 6.7                  | 4.9                  | 10.3                 | 5.0                  | 3.2                  | 1.6                  | .5                   | -                      | -                 | 22 879  |
| 5.0 or more   | 86.4   | .7               | 6.7            | 25.1               | 17.6                 | 10.8                 | 10.9                 | 6.6                  | 4.0                  | 2.6                  | .6                   | .8                     | -                 | 13 026  |
| Zero or negative income   | 5.3    | 5.3              | -              | -                  | -                    | -                    | -                    | -                    | -                    | -                    | -                    | -                      | -                 | -       |
| Median  | 2.1    | -                | 5.0+           | 5.0+               | 4.9                  | 3.9                  | 2.8                  | 2.4                  | 1.8                  | 1.6                  | 1.5-                 | 1.5-                   | 1.5-              | -       |
| <b>Monthly Payment for Principal and Interest</b>                     |        |                  |                |                    |                      |                      |                      |                      |                      |                      |                      |                        |                   |         |
| Less than \$100   | 9.7    | -                | -              | .3                 | .6                   | 1.0                  | 2.7                  | 1.1                  | 2.7                  | .6                   | .4                   | .3                     | -                 | 32 334  |
| \$100 to \$199  | 31.8   | .3               | -              | 1.1                | 2.0                  | 2.4                  | 5.5                  | 4.3                  | 8.7                  | 4.0                  | 1.6                  | 1.6                    | .3                | 40 694  |
| \$200 to \$249  | 21.3   | -                | -              | .7                 | .8                   | 1.5                  | 3.9                  | 4.6                  | 6.2                  | 1.9                  | .9                   | .9                     | .6                | 38 412  |
| \$250 to \$299  | 22.4   | .2               | .3             | .6                 | .8                   | 1.0                  | 6.9                  | 3.2                  | 6.3                  | 1.5                  | 1.2                  | .3                     | -                 | 34 371  |
| \$300 to \$349  | 22.0   | .2               | .3             | .8                 | .5                   | 2.2                  | 4.5                  | 3.4                  | 4.4                  | 3.3                  | 1.4                  | .4                     | .6                | 37 263  |
| \$350 to \$399  | 18.8   | -                | -              | -                  | .3                   | 1.2                  | 3.4                  | 3.4                  | 5.8                  | 2.1                  | .6                   | 1.6                    | .7                | 44 006  |
| \$400 to \$449  | 17.9   | -                | -              | -                  | .9                   | .5                   | 3.5                  | 3.1                  | 7.3                  | 1.2                  | 1.1                  | -                      | .3                | 42 707  |
| \$450 to \$499  | 18.9   | -                | -              | -                  | 1.7                  | 2.6                  | 5.4                  | 7.7                  | 2.6                  | .8                   | .8                   | -                      | .3                | 38 967  |
| \$500 to \$599  | 24.0   | -                | .5             | 1.5                | 1.3                  | 2.5                  | 10.5                 | 8.8                  | 22.8                 | 10.8                 | 3.0                  | .6                     | 2.2               | 46 744  |
| \$600 to \$699  | 63.4   | .3               | -              | .8                 | .9                   | 1.4                  | 4.2                  | 11.3                 | 23.2                 | 11.2                 | 4.0                  | .9                     | 2.9               | 50 399  |
| \$700 to \$799  | 60.4   | .3               | .3             | .2                 | .7                   | 1.0                  | 3.3                  | 6.1                  | 14.9                 | 10.6                 | 2.9                  | 1.2                    | 2.8               | 54 439  |
| \$800 to \$999  | 43.3   | .3               | .3             | -                  | .5                   | .5                   | 2.5                  | 3.2                  | 14.0                 | 16.9                 | 7.1                  | 3.1                    | 1.4               | 63 879  |
| \$1,000 to \$1,249  | 50.6   | -                | -              | .6                 | 1.2                  | .5                   | 2.5                  | 3.2                  | 1.8                  | 5.0                  | 5.8                  | 3.7                    | 3.7               | 75 925  |
| \$1,250 to \$1,499  | 30.2   | -                | -              | -                  | -                    | .3                   | -                    | .2                   | .8                   | 3.0                  | 2.6                  | 1.7                    | 3.2               | 92 393  |
| \$1,500 or more   | 11.7   | -                | -              | -                  | .4                   | .3                   | .3                   | 1.3                  | 1.7                  | 2.2                  | 2.4                  | 3.0                    | 5.9               | 102 032 |
| Not reported  | 73.7   | .9               | -              | -                  | 2.9                  | 4.3                  | 8.7                  | 9.0                  | 18.3                 | 12.8                 | 6.9                  | 2.0                    | 4.2               | 48 044  |
| Median  | 586    | -                | -              | 338                | 410                  | 377                  | 406                  | 525                  | 573                  | 712                  | 798                  | 936                    | 1 025             | -       |
| <b>Average Monthly Cost Paid for Real Estate Tax<sup>3</sup></b>      |        |                  |                |                    |                      |                      |                      |                      |                      |                      |                      |                        |                   |         |
| Less than \$25  | 92.6   | 1.7              | 2.0            | 14.6               | 13.7                 | 9.4                  | 21.2                 | 9.5                  | 14.3                 | 4.6                  | .3                   | 1.0                    | .3                | 22 327  |
| \$25 to \$49  | 112.3  | .2               | 1.0            | 7.0                | 8.3                  | 7.3                  | 28.3                 | 16.2                 | 25.9                 | 10.7                 | 2.6                  | 1.0                    | 3.8               | 32 493  |
| \$50 to \$74  | 151.8  | 1.6              | 2.0            | 6.3                | 5.7                  | 5.3                  | 23.4                 | 22.9                 | 50.3                 | 22.6                 | 8.5                  | .9                     | 2.4               | 43 485  |
| \$75 to \$99  | 110.1  | 1.7              | .3             | 2.7                | 1.3                  | 4.1                  | 12.5                 | 16.7                 | 35.2                 | 20.2                 | 9.3                  | 2.6                    | 3.6               | 48 972  |
| \$100 to \$149  | 115.1  | .9               | .7             | .9                 | 1.6                  | 3.5                  | 9.0                  | 15.1                 | 27.1                 | 26.7                 | 14.5                 | 7.2                    | 7.9               | 59 103  |
| \$150 to \$199  | 52.6   | -                | .3             | 1.5                | 3.4                  | 2.4                  | 2.3                  | 5.2                  | 9.0                  | 14.2                 | 5.3                  | 4.0                    | 5.0               | 63 062  |
| \$200 or more   | 56.7   | .4               | .6             | .6                 | 2.3                  | 1.5                  | 2.4                  | 4.7                  | 8.4                  | 11.9                 | 7.8                  | 6.7                    | 9.4               | 72 452  |
| Median  | 73     | -                | 57             | 33                 | 38                   | 50                   | 50                   | 71                   | 72                   | 97                   | 112                  | 143                    | 138               | -       |

Table 2-20. **Income of Families and Primary Individuals by Selected Characteristics - Occupied Units—Con.**

[Numbers in thousands. For meaning of symbols, see text.]

| Characteristics                                   | Total  | Zero to negative | \$1 to \$4,999 | \$5,000 to \$9,999 | \$10,000 to \$14,999 | \$15,000 to \$19,999 | \$20,000 to \$29,999 | \$30,000 to \$39,999 | \$40,000 to \$59,999 | \$60,000 to \$79,999 | \$80,000 to \$99,999 | \$100,000 to \$119,999 | \$120,000 or more | Median |
|---|--------|------------------|----------------|--------------------|----------------------|----------------------|----------------------|----------------------|----------------------|----------------------|----------------------|------------------------|-------------------|--------|
| <b>OWNER OCCUPIED UNITS—Con.</b>                  |        |                  |                |                    |                      |                      |                      |                      |                      |                      |                      |                        |                   |        |
| <b>Purchase Price</b>                             |        |                  |                |                    |                      |                      |                      |                      |                      |                      |                      |                        |                   |        |
| Home purchased or built .....                     | 658.9  | 4.5              | 6.1            | 29.6               | 33.1                 | 31.2                 | 94.7                 | 85.9                 | 166.2                | 105.9                | 47.0                 | 23.0                   | 31.8              | 45 347 |
| Less than \$10,000 .....                          | 31.9   | .4               | 1.5            | 5.9                | 6.3                  | 2.6                  | 6.6                  | 2.9                  | 3.4                  | .9                   | .9                   | .5                     | -                 | 18 605 |
| \$10,000 to \$19,999 .....                        | 67.8   | 1.0              | 1.1            | 6.7                | 8.0                  | 6.8                  | 15.7                 | 7.7                  | 14.8                 | 3.3                  | 1.4                  | 1.5                    | -                 | 26 690 |
| \$20,000 to \$29,999 .....                        | 44.2   | -                | -              | 3.3                | 2.9                  | 3.8                  | 10.5                 | 7.9                  | 7.1                  | 5.7                  | 1.7                  | .6                     | .6                | 31 922 |
| \$30,000 to \$39,999 .....                        | 56.3   | .3               | .6             | .7                 | 1.8                  | 4.1                  | 12.4                 | 9.0                  | 13.6                 | 9.0                  | 2.7                  | .6                     | 1.6               | 39 153 |
| \$40,000 to \$49,999 .....                        | 45.5   | -                | -              | 1.0                | 2.0                  | 1.2                  | 8.0                  | 7.6                  | 15.1                 | 6.3                  | 1.7                  | 1.6                    | .8                | 43 704 |
| \$50,000 to \$59,999 .....                        | 46.1   | -                | .3             | .9                 | 1.5                  | 4.2                  | 7.6                  | 6.9                  | 13.9                 | 5.6                  | 3.2                  | .8                     | 1.1               | 42 275 |
| \$60,000 to \$69,999 .....                        | 65.4   | -                | .3             | 1.1                | 2.4                  | 2.1                  | 6.7                  | 12.2                 | 21.4                 | 10.0                 | 4.9                  | 1.3                    | 1.0               | 45 462 |
| \$70,000 to \$79,999 .....                        | 55.0   | .2               | -              | .5                 | .6                   | 1.7                  | 4.7                  | 9.1                  | 22.6                 | 9.0                  | 3.8                  | .6                     | 2.1               | 49 454 |
| \$80,000 to \$99,999 .....                        | 64.9   | .5               | .5             | .3                 | .2                   | 2.3                  | 5.4                  | 7.8                  | 20.6                 | 16.9                 | 5.9                  | 2.1                    | 2.5               | 55 020 |
| \$100,000 to \$119,999 .....                      | 35.2   | -                | -              | .7                 | 1.6                  | .5                   | 1.8                  | 2.8                  | 8.4                  | 10.7                 | 4.2                  | 2.5                    | 1.9               | 63 322 |
| \$120,000 to \$149,999 .....                      | 35.3   | -                | -              | -                  | -                    | -                    | 1.0                  | 1.5                  | 2.1                  | 8.2                  | 9.7                  | 6.6                    | 2.6               | 70 216 |
| \$150,000 to \$199,999 .....                      | 26.9   | .4               | -              | -                  | .6                   | -                    | .6                   | 1.1                  | 3.7                  | 5.1                  | 4.1                  | 5.4                    | 5.9               | 89 093 |
| \$200,000 to \$249,999 .....                      | 8.9    | -                | -              | -                  | -                    | -                    | .3                   | .6                   | 1.2                  | 2.3                  | 1.8                  | .5                     | 2.0               | 79 214 |
| \$250,000 to \$299,999 .....                      | 3.9    | -                | -              | -                  | -                    | -                    | -                    | -                    | -                    | .9                   | .9                   | .3                     | 1.8               | ...    |
| \$300,000 or more .....                           | 6.5    | -                | -              | -                  | -                    | -                    | .5                   | .8                   | .3                   | .8                   | .3                   | 1.0                    | 2.8               | ...    |
| Not reported .....                                | 65.2   | 1.5              | 1.9            | 8.4                | 5.1                  | 1.2                  | 10.3                 | 7.3                  | 11.8                 | 9.7                  | 2.9                  | 1.2                    | 3.9               | 35 700 |
| Median .....                                      | 60 786 | -                | 16 085         | 16 978             | 19 601               | 34 919               | 37 588               | 56 106               | 64 334               | 78 152               | 85 819               | 110 168                | 138 888           | ...    |
| Received as inheritance or gift .....             | 13.5   | .7               | .6             | 2.6                | 1.7                  | .3                   | 3.2                  | 1.6                  | 1.2                  | 1.3                  | -                    | -                      | .3                | 22 793 |
| Not reported .....                                | 18.7   | 1.3              | .3             | 1.5                | 1.5                  | 1.9                  | 1.2                  | 2.8                  | 2.9                  | 3.6                  | 1.3                  | .4                     | .3                | 36 374 |
| <b>RENTER OCCUPIED UNITS</b>                      |        |                  |                |                    |                      |                      |                      |                      |                      |                      |                      |                        |                   |        |
| Total .....                                       | 388.7  | 8.3              | 38.9           | 43.5               | 43.8                 | 37.7                 | 91.4                 | 56.8                 | 48.2                 | 14.1                 | 3.9                  | .9                     | 1.2               | 22 418 |
| <b>Rent Reductions</b>                            |        |                  |                |                    |                      |                      |                      |                      |                      |                      |                      |                        |                   |        |
| No subsidy or income reporting .....              | 342.5  | 7.9              | 22.0           | 31.7               | 39.3                 | 34.2                 | 84.8                 | 56.0                 | 46.6                 | 14.1                 | 3.9                  | .9                     | 1.2               | 24 266 |
| Rent control .....                                | -      | -                | -              | -                  | -                    | -                    | -                    | -                    | -                    | -                    | -                    | -                      | -                 | ...    |
| No rent control .....                             | 341.6  | 7.9              | 22.0           | 31.7               | 39.1                 | 34.0                 | 84.5                 | 56.0                 | 46.4                 | 14.1                 | 3.9                  | .9                     | 1.2               | 24 277 |
| Reduced by owner .....                            | 13.3   | .9               | 1.3            | 2.4                | 1.2                  | 1.1                  | 3.8                  | 1.4                  | .9                   | .3                   | -                    | -                      | -                 | 19 134 |
| Not reduced by owner .....                        | 324.6  | 7.0              | 20.4           | 29.0               | 37.9                 | 32.6                 | 79.1                 | 53.8                 | 45.3                 | 13.8                 | 3.7                  | .9                     | 1.2               | 24 465 |
| Owner reduction not reported .....                | 3.7    | -                | .3             | .2                 | -                    | .3                   | 1.6                  | .8                   | .3                   | -                    | .2                   | -                      | -                 | ...    |
| Rent control not reported .....                   | .9     | -                | -              | -                  | .2                   | .2                   | .3                   | -                    | .2                   | -                    | -                    | -                      | -                 | ...    |
| Owned by public housing authority .....           | 22.0   | .4               | 11.1           | 5.6                | 2.2                  | 1.2                  | 1.5                  | -                    | -                    | -                    | -                    | -                      | -                 | 4 777  |
| Other, Federal subsidy .....                      | 10.7   | -                | 4.0            | 4.0                | .9                   | .9                   | .7                   | -                    | .3                   | -                    | -                    | -                      | -                 | 6 760  |
| Other, State or local subsidy .....               | 4.5    | -                | .9             | 1.3                | .4                   | .4                   | 1.6                  | -                    | -                    | -                    | -                    | -                      | -                 | ...    |
| Other, income verification .....                  | 1.7    | -                | .6             | .5                 | .2                   | .2                   | .2                   | -                    | -                    | -                    | -                    | -                      | -                 | ...    |
| Subsidy or income verification not reported ..... | 7.2    | -                | .4             | .4                 | .8                   | .7                   | 2.7                  | .8                   | 1.3                  | -                    | -                    | -                      | -                 | 24 549 |

\*For mobile home, oldest category is 1939 or earlier.

\*May reflect a temporary situation, living off savings, or response error.

\*Beginning with 1989 this item uses current income in its calculation. See appendix A.

Table 2-21. Housing Costs by Selected Characteristics - Occupied Units

[Numbers in thousands. For meaning of symbols, see text.]

| Characteristics  | Total          | Less than \$100 | \$100 to \$199 | \$200 to \$299 | \$300 to \$399 | \$400 to \$499 | \$500 to \$599 | \$600 to \$699 | \$700 to \$799 | \$800 to \$899 | \$1,000 to \$1,499 | \$1,500 or more | No cash rent | Mortgage payment not reported | Median excluding no cash rent |
|--|----------------|-----------------|----------------|----------------|----------------|----------------|----------------|----------------|----------------|----------------|--------------------|-----------------|--------------|-------------------------------|-------------------------------|
| <b>Total</b> .....   | <b>1 079.8</b> | <b>19.8</b>     | <b>88.7</b>    | <b>84.4</b>    | <b>83.5</b>    | <b>117.3</b>   | <b>122.2</b>   | <b>104.7</b>   | <b>82.9</b>    | <b>126.7</b>   | <b>114.0</b>       | <b>44.4</b>     | <b>17.7</b>  | <b>73.7</b>                   | <b>582</b>                    |
| <b>Units in Structure</b>  |                |                 |                |                |                |                |                |                |                |                |                    |                 |              |                               |                               |
| 1, detached .....  | 708.8          | 8.9             | 60.9           | 59.2           | 50.7           | 48.2           | 51.4           | 48.7           | 50.1           | 108.0          | 106.9              | 42.4            | 9.4          | 64.1                          | 679                           |
| 1, attached .....  | 28.2           | .2              | .6             | 1.0            | 2.0            | 2.0            | 3.6            | 6.3            | 3.6            | 4.1            | 1.5                | .9              | .7           | 1.6                           | 655                           |
| 2 to 4 .....   | 73.6           | 2.5             | 4.8            | 5.7            | 8.7            | 12.5           | 13.2           | 11.9           | 5.7            | 2.6            | 1.9                | .3              | 2.1          | 1.9                           | 506                           |
| 5 to 9 .....   | 82.7           | 3.0             | 4.5            | 5.0            | 7.0            | 20.2           | 15.9           | 10.8           | 6.2            | 5.6            | 1.0                | -               | 2.4          | 1.2                           | 489                           |
| 10 to 19 .....   | 88.3           | 3.0             | 4.0            | 3.2            | 7.4            | 17.8           | 20.1           | 16.2           | 8.7            | 4.5            | .5                 | -               | 1.7          | 1.0                           | 537                           |
| 20 to 49 .....   | 40.2           | -               | .7             | .9             | 1.9            | 9.0            | 12.8           | 7.5            | 6.0            | .7             | -                  | .4              | .3           | .2                            | 558                           |
| 50 or more .....   | 18.6           | 1.1             | 4.6            | 1.9            | 1.5            | 2.5            | 1.2            | .4             | 1.0            | 1.2            | 2.2                | .4              | -            | .5                            | 392                           |
| Mobile home or trailer .....                                     | 39.4           | 1.1             | 8.7            | 7.5            | 4.2            | 5.1            | 4.0            | 2.8            | 1.7            | -              | -                  | -               | 1.1          | 3.2                           | 306                           |
| <b>Year Structure Built<sup>1</sup></b>                          |                |                 |                |                |                |                |                |                |                |                |                    |                 |              |                               |                               |
| 1990 to 1994 .....   | 41.3           | .3              | .8             | -              | .3             | 1.0            | 4.7            | 5.3            | 5.9            | 8.2            | 8.3                | 4.2             | -            | 2.4                           | 830                           |
| 1985 to 1989 .....   | 210.5          | .8              | 3.0            | 3.9            | 3.6            | 11.0           | 17.1           | 31.3           | 22.3           | 39.1           | 38.3               | 21.9            | 1.3          | 17.0                          | 816                           |
| 1980 to 1984 .....   | 134.1          | .9              | 6.1            | 4.8            | 4.6            | 7.7            | 12.7           | 16.7           | 17.7           | 24.1           | 23.3               | 5.6             | .6           | 9.4                           | 749                           |
| 1975 to 1979 .....   | 103.5          | .6              | 7.1            | 6.8            | 7.0            | 10.4           | 11.5           | 8.3            | 7.5            | 16.7           | 12.3               | 2.4             | .4           | 12.6                          | 622                           |
| 1970 to 1974 .....   | 154.5          | 2.6             | 9.3            | 10.4           | 14.1           | 27.6           | 26.4           | 13.1           | 9.2            | 15.0           | 10.8               | 2.1             | 3.8          | 10.1                          | 524                           |
| 1960 to 1969 .....   | 230.5          | 4.0             | 22.7           | 29.3           | 27.7           | 37.3           | 32.1           | 15.9           | 10.8           | 13.5           | 13.1               | 4.0             | 7.2          | 12.9                          | 458                           |
| 1950 to 1959 .....   | 96.3           | 5.2             | 18.5           | 15.1           | 9.1            | 10.6           | 9.1            | 7.4            | 5.2            | 4.4            | 4.9                | .8              | .5           | 5.5                           | 389                           |
| 1940 to 1949 .....   | 50.8           | 2.4             | 8.9            | 7.4            | 9.3            | 5.8            | 4.2            | 2.7            | 1.6            | 2.6            | .9                 | 1.6             | 1.5          | 2.1                           | 354                           |
| 1930 to 1939 .....   | 27.6           | 1.5             | 5.1            | 2.7            | 3.5            | 4.7            | 3.1            | 2.3            | 1.6            | 1.4            | .4                 | .3              | .4           | .8                            | 411                           |
| 1920 to 1929 .....   | 12.5           | 1.4             | 1.3            | 2.3            | 3.0            | .6             | .4             | .8             | .3             | .6             | .3                 | 1.1             | .3           | .2                            | 333                           |
| 1919 or earlier .....  | 18.3           | .3              | 5.9            | 1.8            | 1.5            | .8             | .8             | .9             | .8             | 1.2            | 1.5                | .6              | 1.7          | .7                            | 300                           |
| <b>Median</b> .....  | <b>1973</b>    | <b>1958</b>     | <b>1962</b>    | <b>1964</b>    | <b>1966</b>    | <b>1970</b>    | <b>1972</b>    | <b>1980</b>    | <b>1981</b>    | <b>1982</b>    | <b>1983</b>        | <b>1986</b>     | <b>1966</b>  | <b>1977</b>                   | <b>...</b>                    |
| <b>Rooms</b>   |                |                 |                |                |                |                |                |                |                |                |                    |                 |              |                               |                               |
| 1 room .....   | 3.7            | .2              | .4             | 1.6            | .7             | .3             | -              | -              | -              | .4             | -                  | -               | -            | -                             | ...                           |
| 2 rooms .....  | 6.1            | .5              | 1.3            | .9             | 1.4            | .8             | .2             | .3             | -              | -              | .4                 | -               | -            | .3                            | ...                           |
| 3 rooms .....  | 65.4           | 3.0             | 6.9            | 4.0            | 10.3           | 20.9           | 11.9           | 4.8            | 1.4            | 4.4            | .5                 | -               | .7           | 4.6                           | 438                           |
| 4 rooms .....  | 166.2          | 8.6             | 16.4           | 14.8           | 17.6           | 34.3           | 26.5           | 21.1           | 10.6           | 4.8            | 1.8                | .4              | 4.7          | 4.5                           | 461                           |
| 5 rooms .....  | 250.5          | 5.0             | 31.9           | 19.6           | 14.4           | 26.9           | 40.1           | 37.9           | 26.5           | 21.8           | 10.1               | .6              | 4.0          | 11.7                          | 549                           |
| 6 rooms .....  | 244.5          | 1.5             | 18.4           | 23.1           | 14.1           | 16.8           | 22.0           | 25.6           | 22.8           | 45.7           | 25.5               | 4.4             | 5.5          | 19.1                          | 655                           |
| 7 rooms .....  | 152.6          | .9              | 10.1           | 14.0           | 11.1           | 8.9            | 11.3           | 6.3            | 12.7           | 28.7           | 25.7               | 5.1             | 1.5          | 16.4                          | 738                           |
| 8 rooms .....  | 108.2          | -               | 1.5            | 5.0            | 7.1            | 6.0            | 5.7            | 6.2            | 7.0            | 16.6           | 27.9               | 13.0            | .3           | 11.8                          | 914                           |
| 9 rooms .....  | 51.6           | -               | 1.0            | .3             | 4.6            | 1.7            | 2.7            | 2.0            | 1.5            | 5.6            | 14.6               | 10.9            | .4           | 6.2                           | 1 103                         |
| 10 rooms or more .....   | 31.1           | -               | .8             | 1.0            | 2.1            | .6             | 1.8            | .3             | .3             | 2.8            | 7.5                | 10.0            | .6           | 3.2                           | 1 257                         |
| <b>Median</b> .....  | <b>5.7</b>     | <b>4.2</b>      | <b>5.1</b>     | <b>5.6</b>     | <b>5.3</b>     | <b>4.6</b>     | <b>5.1</b>     | <b>5.2</b>     | <b>5.6</b>     | <b>6.3</b>     | <b>7.2</b>         | <b>8.4</b>      | <b>5.4</b>   | <b>6.5</b>                    | <b>...</b>                    |
| <b>Bedrooms</b>  |                |                 |                |                |                |                |                |                |                |                |                    |                 |              |                               |                               |
| None .....   | 7.8            | .6              | 1.7            | 2.3            | 1.7            | .3             | .2             | .3             | -              | .4             | -                  | -               | .3           | -                             | 282                           |
| 1 .....  | 102.8          | 3.8             | 7.9            | 6.7            | 13.9           | 31.0           | 19.8           | 10.3           | 4.4            | .6             | 1.6                | -               | 1.2          | 1.6                           | 457                           |
| 2 .....  | 311.6          | 11.4            | 37.3           | 25.5           | 26.0           | 44.9           | 53.0           | 42.3           | 26.8           | 16.8           | 8.3                | 2.9             | 6.9          | 9.4                           | 505                           |
| 3 .....  | 465.7          | 3.7             | 36.6           | 41.0           | 28.3           | 30.5           | 38.8           | 43.6           | 43.5           | 87.5           | 53.3               | 9.3             | 7.1          | 42.6                          | 667                           |
| 4 or more .....  | 191.9          | .4              | 5.1            | 8.9            | 13.6           | 10.5           | 10.5           | 8.1            | 8.2            | 21.4           | 50.8               | 32.1            | 2.2          | 20.1                          | 982                           |
| <b>Median</b> .....  | <b>2.8</b>     | <b>2.0</b>      | <b>2.4</b>     | <b>2.7</b>     | <b>2.5</b>     | <b>2.1</b>     | <b>2.3</b>     | <b>2.5</b>     | <b>2.7</b>     | <b>3.0</b>     | <b>3.4</b>         | <b>3.5+</b>     | <b>2.6</b>   | <b>3.1</b>                    | <b>...</b>                    |
| <b>Complete Bathrooms</b>  |                |                 |                |                |                |                |                |                |                |                |                    |                 |              |                               |                               |
| None .....   | 4.2            | .7              | .7             | 1.1            | .9             | -              | .4             | .5             | -              | -              | -                  | -               | -            | -                             | ...                           |
| 1 .....  | 347.2          | 17.0            | 57.9           | 37.4           | 42.9           | 73.6           | 51.7           | 27.2           | 12.0           | 7.0            | 2.6                | -               | 9.2          | 8.7                           | 413                           |
| 1 and one-half .....   | 122.6          | .8              | 10.3           | 14.5           | 10.8           | 15.4           | 19.8           | 14.1           | 10.6           | 10.0           | 2.9                | 1.4             | 2.7          | 9.3                           | 518                           |
| 2 or more .....  | 605.8          | 1.4             | 19.8           | 31.4           | 28.9           | 28.3           | 50.3           | 62.9           | 60.2           | 109.8          | 108.5              | 42.9            | 5.8          | 55.7                          | 782                           |
| <b>Main Heating Equipment</b>                                    |                |                 |                |                |                |                |                |                |                |                |                    |                 |              |                               |                               |
| Warm-air furnace .....   | 856.4          | 8.4             | 54.4           | 59.8           | 57.7           | 89.3           | 100.2          | 89.5           | 70.4           | 108.4          | 103.0              | 40.3            | 12.1         | 62.9                          | 623                           |
| Steam or hot water system .....                                  | 5.0            | .3              | 1.7            | -              | .2             | .9             | .2             | .3             | -              | .6             | -                  | .3              | .4           | -                             | ...                           |
| Electric heat pump .....   | 79.8           | .4              | 3.4            | 2.8            | 5.8            | 9.0            | 11.3           | 7.2            | 9.4            | 12.6           | 8.3                | 3.8             | .7           | 5.0                           | 661                           |
| Built-in electric units .....                                    | 25.1           | 1.6             | 3.2            | 2.2            | 5.3            | 4.8            | 1.5            | 1.8            | .8             | .9             | .3                 | -               | .2           | 2.2                           | 379                           |
| Floor, wall, or other built-in hot air units without ducts ..... | 41.3           | 2.4             | 9.1            | 8.6            | 5.3            | 5.1            | 4.0            | 1.7            | .9             | 1.8            | -                  | -               | 1.3          | 1.0                           | 292                           |
| Room heaters with flue .....                                     | 28.1           | 3.4             | 8.7            | 2.0            | 4.2            | 4.8            | 1.2            | 1.2            | .5             | .3             | .3                 | -               | 1.2          | .3                            | 257                           |
| Room heaters without flue .....                                  | 21.7           | 2.3             | 3.1            | 5.7            | 2.8            | 2.2            | 2.3            | .5             | -              | .5             | -                  | -               | 1.6          | .6                            | 276                           |
| Portable electric heaters .....                                  | 2.8            | -               | 1.0            | .2             | .6             | -              | .3             | .3             | -              | -              | -                  | -               | -            | .3                            | ...                           |
| Stoves .....   | 9.2            | .2              | 1.8            | 2.2            | .9             | .3             | .6             | 1.1            | .2             | .6             | .2                 | -               | -            | 1.1                           | 295                           |
| Fireplaces with inserts .....                                    | 3.4            | -               | .5             | .3             | .2             | .7             | -              | .6             | .5             | .3             | .3                 | -               | -            | -                             | ...                           |
| Fireplaces without inserts .....                                 | 4.1            | .3              | .2             | .3             | .4             | .2             | -              | .5             | -              | .7             | 1.2                | -               | -            | .2                            | ...                           |
| Other .....  | 2.2            | .2              | 1.1            | .3             | -              | -              | -              | -              | -              | -              | .3                 | -               | .2           | -                             | ...                           |
| None .....   | 1.0            | .3              | .3             | -              | -              | -              | .4             | -              | -              | -              | -                  | -               | -            | -                             | ...                           |
| <b>Source of Water</b>   |                |                 |                |                |                |                |                |                |                |                |                    |                 |              |                               |                               |
| Public system or private company .....                           | 1 003.8        | 16.8            | 70.5           | 74.9           | 75.2           | 112.3          | 114.7          | 100.2          | 79.1           | 122.5          | 108.1              | 41.9            | 16.3         | 71.3                          | 594                           |
| Well serving 1 to 5 units .....                                  | 75.5           | 3.1             | 17.9           | 9.5            | 8.2            | 5.0            | 7.4            | 4.5            | 3.8            | 4.2            | 5.6                | 2.5             | 1.4          | 2.4                           | 366                           |
| Drilled .....  | 51.7           | 1.3             | 11.9           | 6.2            | 6.4            | 3.6            | 5.5            | 3.0            | 2.3            | 3.7            | 3.8                | 1.7             | 1.0          | 1.3                           | 384                           |
| Dug .....  | 19.8           | 1.5             | 5.7            | 2.0            | 1.8            | 1.3            | 1.3            | 1.5            | .8             | .5             | 1.8                | .5              | .2           | .8                            | 312                           |
| Not reported .....   | 4.0            | .3              | .3             | 1.3            | -              | -              | .7             | -              | .6             | -              | -                  | .3              | .2           | .3                            | ...                           |
| Other .....  | .5             | -               | .2             | -              | -              | -              | -              | -              | -              | -              | .3                 | -               | -            | -                             | ...                           |
| <b>Means of Sewage Disposal</b>                                  |                |                 |                |                |                |                |                |                |                |                |                    |                 |              |                               |                               |
| Public sewer .....   | 779.9          | 13.3            | 48.7           | 56.6           | 60.2           | 98.2           | 100.0          | 86.1           | 60.9           | 85.0           | 75.1               | 31.9            | 12.1         | 51.8                          | 581                           |
| Septic tank, cess pool, chemical toilet .....                    | 299.3          | 6.3             | 39.5           | 27.7           | 23.3           | 19.2           | 22.2           | 18.6           | 21.9           | 41.7           | 38.9               | 12.5            | 5.6          | 21.9                          | 589                           |
| Other .....  | .6             | .2              | .4             | -              | -              | -              | -              | -              | -              | -              | -                  | -               | -            | -                             | ...                           |
| <b>Main House Heating Fuel</b>                                   |                |                 |                |                |                |                |                |                |                |                |                    |                 |              |                               |                               |
| Housing units with heating fuel .....                            |                |                 |                |                |                |                |                |                |                |                |                    |                 |              |                               |                               |
| Electricity .....  | 223.6          | 3.2             | 15.1           | 10.7           | 21.3           | 39.5           | 35.4           | 24.1           | 22.3           | 20.5           | 11.4               | 5.2             | 2.6          | 12.2                          | 541                           |
| Piped gas .....  | 782.4          | 13.9            | 56.4           | 61.6           | 57.5           | 72.0           | 81.0           | 72.9           | 57.9           | 103.6          | 97.5               | 38.1            | 12.4         | 57.7                          | 619                           |
| Bottled gas .....  | 41.6           | 1.4             | 11.3           | 6.6            | 1.7            | 2.3            | 3.8            | 4.7            | 1.6            | .8             | 2.2                | 1.1             | 2.0          | 2.2                           | 291                           |
| Fuel oil .....   | 6.7            | -               | 1.2            | .9             | .6             | 1.5            | .5             | .3             | .3             | .2             | .6                 | -               | .2           | .3                            | ...                           |
| Kerosene or other liquid fuel .....                              | 3.4            | -               | 1.0            | .9             | .8             | .4             | .4             | -              | -              | -              | -                  | -               | -            | -                             | ...                           |
| Coal or coke .....   | -              | -               | -              | -              | -              | -              | -              | -              | -              | -              | -                  | -               | -            | -                             | ...                           |
| Wood .....   | 19.9           | 1.0             | 3.4            | 3.6            | 1.6            | 1.2            | .8             | 2.1            | .8             | 1.6            | 2.0                | -               | .5           | 1.3                           | 365                           |
| Solar energy .....   | -              | -               | -              | -              | -              | -              | -              | -              | -              | -              | -                  | -               | -            | -                             | ...                           |
| Other .....  | 1.3            | -               | -              | -              | -              | .5             | -              | .5             | -              | -              | .3                 | -               | -            | -                             | ...                           |

Table 2-21. Housing Costs by Selected Characteristics - Occupied Units—Con.

[Numbers in thousands. For meaning of symbols, see text.]

| Characteristics                                      | Total   | Less than \$100 | \$100 to \$199 | \$200 to \$299 | \$300 to \$399 | \$400 to \$499 | \$500 to \$599 | \$600 to \$699 | \$700 to \$799 | \$800 to \$999 | \$1,000 to \$1,499 | \$1,500 or more | No cash rent | Mortgage payment not reported | Median excluding no cash rent |
|--|---------|-----------------|----------------|----------------|----------------|----------------|----------------|----------------|----------------|----------------|--------------------|-----------------|--------------|-------------------------------|-------------------------------|
| <b>Cooking Fuel</b>                                  |         |                 |                |                |                |                |                |                |                |                |                    |                 |              |                               |                               |
| With cooking fuel .....                              | 1 077.3 | 19.6            | 89.2           | 83.3           | 83.5           | 116.8          | 122.0          | 104.7          | 82.9           | 126.7          | 114.0              | 44.4            | 17.7         | 73.7                          | 583                           |
| Electricity .....                                    | 624.8   | 8.2             | 42.7           | 39.4           | 43.3           | 73.6           | 74.2           | 60.8           | 44.2           | 74.5           | 74.6               | 34.3            | 9.7          | 45.0                          | 606                           |
| Piped gas .....                                      | 428.9   | 10.2            | 38.6           | 39.2           | 38.7           | 42.7           | 46.0           | 41.4           | 37.4           | 51.5           | 38.0               | 9.8             | 7.0          | 26.3                          | 559                           |
| Bottled gas .....                                    | 25.5    | 1.2             | 6.8            | 4.7            | 1.5            | .5             | 1.8            | 2.5            | 1.3            | .6             | 1.4                | .3              | .9           | 2.2                           | 269                           |
| Kerosene or other liquid fuel .....                  | .2      | -               | -              | -              | -              | -              | -              | -              | -              | -              | -                  | -               | -            | .2                            | ...                           |
| Coal or coke .....                                   | -       | -               | -              | -              | -              | -              | -              | -              | -              | -              | -                  | -               | -            | -                             | ...                           |
| Wood .....   | -       | -               | -              | -              | -              | -              | -              | -              | -              | -              | -                  | -               | -            | -                             | ...                           |
| Other .....  | -       | -               | -              | -              | -              | -              | -              | -              | -              | -              | -                  | -               | -            | -                             | ...                           |
| <b>Persons</b>                                       |         |                 |                |                |                |                |                |                |                |                |                    |                 |              |                               |                               |
| 1 person .....                                       | 246.6   | 7.3             | 31.9           | 21.5           | 26.6           | 41.8           | 34.0           | 22.1           | 17.5           | 17.4           | 8.5                | 3.1             | 4.1          | 10.9                          | 468                           |
| 2 persons .....                                      | 348.0   | 6.5             | 39.4           | 33.5           | 26.7           | 32.3           | 45.9           | 33.4           | 28.3           | 37.1           | 31.4               | 12.7            | 5.1          | 21.6                          | 561                           |
| 3 persons .....                                      | 211.3   | 3.5             | 11.5           | 16.3           | 14.5           | 19.5           | 19.8           | 23.0           | 14.3           | 30.8           | 26.9               | 9.5             | 3.1          | 18.6                          | 643                           |
| 4 persons .....                                      | 175.2   | .4              | 7.0            | 7.3            | 10.1           | 16.8           | 16.5           | 17.2           | 15.4           | 25.6           | 30.2               | 11.9            | 3.0          | 13.9                          | 726                           |
| 5 persons .....                                      | 70.9    | .7              | 4.4            | 2.6            | 4.9            | 5.7            | 3.3            | 7.1            | 5.1            | 11.4           | 11.9               | 5.4             | 1.9          | 6.5                           | 749                           |
| 6 persons .....                                      | 17.6    | 1.4             | -              | 1.5            | .5             | .7             | 1.9            | 1.3            | 1.6            | 2.2            | 2.9                | 1.6             | .4           | 1.7                           | 735                           |
| 7 persons or more .....                              | 10.2    | -               | .4             | 1.7            | .2             | .4             | .8             | .7             | .6             | 2.2            | 2.2                | .2              | -            | .7                            | 777                           |
| Median .....   | 2.3     | 1.9             | 1.9            | 2.1            | 2.1            | 2.0            | 2.1            | 2.4            | 2.3            | 2.8            | 3.1                | 3.2             | 2.4          | 2.7                           | ...                           |
| <b>Household Composition by Age of Householder</b>   |         |                 |                |                |                |                |                |                |                |                |                    |                 |              |                               |                               |
| 2-or-more person households .....                    | 833.2   | 12.5            | 56.7           | 62.9           | 56.9           | 75.5           | 89.1           | 82.6           | 65.4           | 109.4          | 105.5              | 41.3            | 13.6         | 62.9                          | 631                           |
| Married-couple families, no nonrelatives .....       | 573.8   | 3.5             | 34.3           | 40.6           | 36.1           | 45.0           | 52.8           | 47.7           | 43.0           | 86.7           | 90.9               | 37.4            | 6.3          | 49.7                          | 698                           |
| Under 25 years .....                                 | 18.2    | -               | -              | .5             | 1.5            | 2.4            | 5.2            | 2.4            | 1.3            | 1.4            | .2                 | -               | .4           | .8                            | 560                           |
| 25 to 29 years .....                                 | 52.4    | -               | 7              | 6              | 8              | 7.4            | 6.6            | 7.8            | 4.9            | 10.9           | 6.6                | 1.8             | 7            | 3.5                           | 704                           |
| 30 to 34 years .....                                 | 82.8    | .2              | 2.6            | 2.1            | 2.7            | 3.3            | 7.7            | 10.7           | 8.4            | 22.2           | 12.3               | 5.5             | 1.2          | 3.8                           | 811                           |
| 35 to 44 years .....                                 | 170.4   | 1.2             | 2.4            | 4.5            | 8.1            | 10.6           | 13.8           | 14.1           | 14.6           | 28.3           | 36.6               | 17.0            | 1.8          | 17.5                          | 845                           |
| 45 to 64 years .....                                 | 182.9   | .6              | 13.0           | 15.0           | 13.8           | 16.5           | 15.3           | 9.7            | 12.1           | 20.5           | 33.6               | 11.7            | 1.7          | 19.5                          | 669                           |
| 65 years and over .....                              | 69.2    | 1.5             | 15.6           | 17.8           | 9.2            | 4.7            | 4.3            | 3.1            | 1.6            | 3.3            | 1.5                | 1.4             | .5           | 4.6                           | 284                           |
| Other male householder .....                         | 91.4    | 1.2             | 5.2            | 6.1            | 8.0            | 10.7           | 10.8           | 13.5           | 8.9            | 11.9           | 7.0                | 2.3             | 1.7          | 4.1                           | 605                           |
| Under 45 years .....                                 | 62.9    | .3              | 1.3            | 2.5            | 4.6            | 9.1            | 9.0            | 10.9           | 7.1            | 8.7            | 5.8                | 7               | 1.4          | 1.4                           | 630                           |
| 45 to 64 years .....                                 | 18.7    | .5              | 2.3            | 1.8            | 2.4            | 1.1            | .8             | 1.8            | 1.5            | 2.4            | 1.1                | 1.5             | .3           | 1.2                           | 565                           |
| 65 years and over .....                              | 9.8     | .5              | 1.7            | 1.8            | .9             | .5             | 1.0            | .8             | .3             | .8             | -                  | -               | -            | 1.5                           | 319                           |
| Other female householder .....                       | 167.9   | 7.8             | 17.2           | 16.2           | 12.8           | 19.8           | 24.6           | 21.4           | 13.5           | 10.8           | 7.7                | 1.7             | 5.5          | 9.0                           | 512                           |
| Under 45 years .....                                 | 112.6   | 6.8             | 8.6            | 7.4            | 7.6            | 14.6           | 18.8           | 16.9           | 10.0           | 7.6            | 4.9                | 1.4             | 4.4          | 3.5                           | 539                           |
| 45 to 64 years .....                                 | 38.5    | .3              | 3.4            | 5.0            | 4.2            | 3.1            | 4.9            | 3.7            | 3.1            | 3.2            | 2.8                | .2              | .9           | 3.9                           | 517                           |
| 65 years and over .....                              | 16.8    | .6              | 5.2            | 3.8            | 1.0            | 2.1            | .9             | .8             | .5             | -              | -                  | -               | .2           | 1.7                           | 243                           |
| 1-person households .....                            | 246.6   | 7.3             | 31.9           | 21.5           | 26.6           | 41.8           | 34.0           | 22.1           | 17.5           | 17.4           | 8.5                | 3.1             | 4.1          | 10.9                          | 468                           |
| Male householder .....                               | 107.5   | 2.4             | 11.7           | 6.1            | 13.7           | 18.9           | 15.9           | 10.5           | 9.1            | 8.9            | 3.4                | 1.4             | .9           | 4.6                           | 490                           |
| Under 45 years .....                                 | 69.0    | .7              | 3.1            | 2.9            | 10.1           | 15.0           | 12.7           | 6.9            | 6.4            | 6.1            | 2.1                | 2               | .3           | 2.6                           | 510                           |
| 45 to 64 years .....                                 | 26.0    | .5              | 4.0            | 1.9            | 2.2            | 3.1            | 2.7            | 3.1            | 2.4            | 2.4            | 1.3                | .9              | -            | 1.5                           | 521                           |
| 65 years and over .....                              | 12.4    | 1.3             | 4.6            | 1.3            | 1.3            | .8             | .5             | .3             | .3             | .3             | -                  | .3              | .6           | 1.95                          | 195                           |
| Female householder .....                             | 139.2   | 4.9             | 20.3           | 15.3           | 12.9           | 23.0           | 18.1           | 11.6           | 8.4            | 8.5            | 5.1                | 1.7             | 3.2          | 6.2                           | 450                           |
| Under 45 years .....                                 | 59.6    | -               | .7             | 1.8            | 4.9            | 15.5           | 11.6           | 8.0            | 5.6            | 4.0            | 2.7                | 1.0             | 1.3          | 2.6                           | 544                           |
| 45 to 64 years .....                                 | 33.8    | .2              | 6.6            | 4.4            | 3.8            | 2.6            | 3.9            | 2.6            | 1.9            | 2.9            | 1.9                | .3              | .4           | 2.4                           | 422                           |
| 65 years and over .....                              | 45.7    | 4.7             | 13.0           | 9.2            | 4.1            | 4.9            | 2.6            | 1.0            | .8             | 1.6            | .5                 | .4              | 1.5          | 1.2                           | 241                           |
| <b>Own Never Married Children Under 18 Years Old</b> |         |                 |                |                |                |                |                |                |                |                |                    |                 |              |                               |                               |
| No own children under 18 years .....                 | 704.5   | 12.1            | 74.9           | 67.1           | 62.8           | 84.0           | 83.6           | 68.9           | 53.2           | 68.0           | 53.0               | 20.4            | 9.3          | 47.2                          | 528                           |
| With own children under 18 years .....               | 375.3   | 7.7             | 13.8           | 17.2           | 20.7           | 33.3           | 38.6           | 35.8           | 29.7           | 58.7           | 61.0               | 24.0            | 8.4          | 26.5                          | 711                           |
| Under 6 years only .....                             | 97.8    | 3.8             | 3.4            | 4.7            | 5.0            | 9.0            | 10.2           | 10.7           | 6.2            | 18.1           | 12.7               | 4.7             | 3.1          | 6.1                           | 676                           |
| 1 .....  | 62.2    | 2.8             | 2.1            | 3.7            | 2.3            | 5.6            | 7.7            | 6.9            | 3.8            | 11.8           | 6.8                | 3.9             | 1.0          | 3.8                           | 665                           |
| 2 .....  | 30.4    | .6              | .9             | 1.1            | 2.7            | 2.8            | 2.4            | 3.3            | 2.0            | 5.6            | 4.8                | .5              | 1.3          | 2.3                           | 686                           |
| 3 or more .....                                      | 5.2     | .5              | .4             | -              | -              | .8             | -              | .5             | .5             | .8             | 1.1                | .3              | .7           | -                             | ...                           |
| 6 to 17 years only .....                             | 215.6   | 2.2             | 7.3            | 9.6            | 13.9           | 20.2           | 22.5           | 18.6           | 18.1           | 30.1           | 38.7               | 13.4            | 3.2          | 17.6                          | 716                           |
| 1 .....  | 107.8   | 1.5             | 3.5            | 5.4            | 8.5            | 9.9            | 14.1           | 8.8            | 10.2           | 14.1           | 18.5               | 4.8             | .5           | 8.2                           | 678                           |
| 2 .....  | 82.6    | .6              | 2.5            | 2.9            | 3.5            | 8.9            | 6.4            | 9.1            | 6.2            | 12.4           | 14.9               | 6.4             | 1.8          | 7.1                           | 748                           |
| 3 or more .....                                      | 25.1    | .2              | 1.3            | 1.4            | 1.9            | 1.5            | 2.1            | .7             | 1.8            | 3.6            | 5.2                | 2.3             | .9           | 2.4                           | 808                           |
| Both age groups .....                                | 61.9    | 1.7             | 3.0            | 2.9            | 1.8            | 4.0            | 5.9            | 6.4            | 5.4            | 10.4           | 9.5                | 5.9             | 2.1          | 2.7                           | 753                           |
| 2 .....  | 32.5    | .7              | 1.0            | 1.6            | .7             | 3.0            | 3.8            | 2.6            | 4.1            | 5.1            | 4.7                | 2.9             | .6           | 1.9                           | 743                           |
| 3 or more .....                                      | 29.4    | 1.0             | 2.0            | 1.3            | 1.1            | 1.1            | 2.1            | 3.8            | 1.3            | 5.4            | 5.0                | 3.0             | 1.6          | .8                            | 786                           |
| <b>Income of Families and Primary Individuals</b>    |         |                 |                |                |                |                |                |                |                |                |                    |                 |              |                               |                               |
| Less than \$5,000 .....                              | 60.7    | 7.5             | 10.2           | 7.3            | 7.2            | 6.1            | 8.1            | 2.5            | 3.1            | 2.7            | .5                 | -               | 4.5          | .9                            | 337                           |
| \$5,000 to \$9,999 .....                             | 77.1    | 5.3             | 20.1           | 12.4           | 9.9            | 9.9            | 4.6            | 3.5            | 1.8            | 1.1            | .8                 | .4              | 3.7          | 3.7                           | 276                           |
| \$10,000 to \$14,999 .....                           | 80.1    | 1.9             | 13.6           | 10.6           | 15.0           | 13.1           | 9.2            | 5.3            | 2.2            | 2.4            | 2.4                | .4              | 1.0          | 2.9                           | 379                           |
| \$15,000 to \$19,999 .....                           | 71.1    | .7              | 5.4            | 8.7            | 7.0            | 13.7           | 10.5           | 10.1           | 3.4            | 4.7            | 1.2                | .5              | 1.0          | 4.3                           | 482                           |
| \$20,000 to \$24,999 .....                           | 83.2    | 1.4             | 6.7            | 7.4            | 6.5            | 15.7           | 15.1           | 12.0           | 6.9            | 4.6            | 1.1                | .3              | 1.0          | 2.4                           | 501                           |
| \$25,000 to \$29,999 .....                           | 107.2   | 1.7             | 9.0            | 11.1           | 5.0            | 14.6           | 19.5           | 13.8           | 11.1           | 7.3            | 4.6                | .3              | 2.9          | 6.3                           | 539                           |
| \$30,000 to \$34,999 .....                           | 71.9    | .4              | 5.1            | 4.3            | 5.1            | 8.9            | 10.2           | 9.9            | 9.1            | 8.4            | 5.2                | .5              | .9           | 3.8                           | 596                           |
| \$35,000 to \$39,999 .....                           | 75.1    | -               | 5.3            | 2.9            | 5.8            | 8.1            | 8.8            | 11.3           | 8.1            | 11.8           | 5.8                | 1.5             | .8           | 5.2                           | 634                           |
| \$40,000 to \$49,999 .....                           | 124.7   | .3              | 5.0            | 4.6            | 7.6            | 9.4            | 16.3           | 15.0           | 14.6           | 26.8           | 12.6               | 2.0             | 1.0          | 9.5                           | 693                           |
| \$50,000 to \$59,999 .....                           | 93.7    | -               | 1.2            | 5.2            | 3.4            | 6.7            | 6.5            | 8.2            | 11.1           | 22.4           | 16.9               | 3.3             | -            | 8.8                           | 801                           |
| \$60,000 to \$69,999 .....                           | 124.9   | .7              | 3.9            | 6.1            | 6.2            | 5.6            | 9.0            | 7.2            | 6.7            | 23.6           | 32.6               | 9.6             | .8           | 12.8                          | 886                           |
| \$80,000 to \$99,999 .....                           | 52.2    | -               | .3             | 1.9            | 3.0            | 2.8            | 2.5            | 2.5            | 3.0            | 6.9            | 14.6               | 7.9             | -            | 6.9                           | 996                           |
| \$100,000 to \$119,999 .....                         | 24.3    | -               | .6             | .8             | .6             | 1.2            | 1.1            | 2.5            | .9             | 1.2            | 7.0                | 6.4             | -            | 2.0                           | 1 161                         |
| \$120,000 or more .....                              | 33.6    | -               | .4             | 1.0            | 1.2            | 1.5            | .8             | .9             | .7             | 2.9            | 8.6                | 11.2            | -            | 4.2                           | 1 301                         |
| Median .....   | 34 204  | 7 299           | 15 375         | 22 088         | 22 033         | 25 073         | 26 473         | 32 593         | 37 339         | 47 629         | 63 608             | 88 447          | 13 002       | 47 775                        | ...                           |

Table 2-21. Housing Costs by Selected Characteristics - Occupied Units—Con.

(Numbers in thousands. For meaning of symbols, see text.)

| Characteristics  | Total  | Less than \$100 | \$100 to \$199 | \$200 to \$299 | \$300 to \$399 | \$400 to \$499 | \$500 to \$599 | \$600 to \$699 | \$700 to \$799 | \$800 to \$899 | \$1,000 to \$1,499 | \$1,500 or more | No cash rent | Mortgage payment not reported | Median excluding no cash rent |
|--|--------|-----------------|----------------|----------------|----------------|----------------|----------------|----------------|----------------|----------------|--------------------|-----------------|--------------|-------------------------------|-------------------------------|
| <b>OWNER OCCUPIED UNITS</b>                            |        |                 |                |                |                |                |                |                |                |                |                    |                 |              |                               |                               |
| Total  | 691.1  | 10.4            | 69.3           | 66.2           | 43.5           | 41.4           | 45.8           | 44.5           | 47.7           | 99.9           | 105.8              | 42.9            | ...          | 73.7                          | 672                           |
| <b>Value</b>   |        |                 |                |                |                |                |                |                |                |                |                    |                 |              |                               |                               |
| Less than \$10,000                                     | 15.5   | .9              | 6.1            | 3.4            | 1.5            | .8             | 1.1            | -              | .3             | .3             | -                  | -               | ...          | 1.0                           | 205                           |
| \$10,000 to \$19,999                                   | 16.0   | 1.1             | 4.1            | 2.6            | .2             | 1.9            | .6             | 1.5            | -              | .6             | .7                 | -               | ...          | 2.8                           | 255                           |
| \$20,000 to \$29,999                                   | 11.3   | 1.0             | 4.5            | .8             | 1.3            | 1.6            | .6             | -              | .3             | -              | .2                 | .3              | ...          | .7                            | 195                           |
| \$30,000 to \$39,999                                   | 16.1   | 1.6             | 5.2            | 3.4            | .2             | .8             | 1.4            | 1.0            | .5             | .5             | -                  | .4              | ...          | 1.2                           | 220                           |
| \$40,000 to \$49,999                                   | 25.0   | 2.3             | 5.6            | 2.5            | 2.9            | 2.9            | 2.7            | 1.8            | .7             | -              | .5                 | -               | ...          | 3.1                           | 322                           |
| \$50,000 to \$59,999                                   | 45.3   | 1.3             | 9.0            | 7.1            | 3.0            | 4.3            | 5.3            | 3.0            | 2.9            | 3.8            | 1.1                | -               | ...          | 4.6                           | 399                           |
| \$60,000 to \$69,999                                   | 73.5   | .9              | 12.0           | 8.6            | 6.7            | 6.1            | 7.4            | 8.5            | 8.9            | 5.5            | 1.2                | -               | ...          | 7.4                           | 475                           |
| \$70,000 to \$79,999                                   | 91.3   | .6              | 5.1            | 7.1            | 2.9            | 7.3            | 6.5            | 11.3           | 16.0           | 22.6           | 3.0                | -               | ...          | 8.9                           | 702                           |
| \$80,000 to \$99,999                                   | 126.1  | -               | 7.2            | 11.4           | 6.0            | 5.6            | 8.2            | 5.5            | 8.8            | 39.3           | 20.8               | .9              | ...          | 12.5                          | 821                           |
| \$100,000 to \$119,999                                 | 74.9   | -               | 5.1            | 7.5            | 4.9            | 4.4            | 3.8            | 4.1            | 3.4            | 12.8           | 22.0               | .3              | ...          | 6.7                           | 815                           |
| \$120,000 to \$139,999                                 | 76.5   | -               | 2.1            | 6.4            | 5.7            | 2.5            | 3.6            | 3.6            | 2.4            | 10.1           | 27.0               | 4.6             | ...          | 8.5                           | 952                           |
| \$150,000 to \$199,999                                 | 67.0   | .7              | 1.9            | 2.6            | 4.2            | 2.6            | .7             | 3.0            | 2.4            | 3.2            | 22.3               | 14.3            | ...          | 9.1                           | 1 172                         |
| \$200,000 to \$249,999                                 | 23.6   | -               | .3             | 1.6            | 2.7            | -              | 1.6            | .5             | .6             | .6             | 4.5                | 8.8             | ...          | 2.3                           | 1 295                         |
| \$250,000 to \$299,999                                 | 9.2    | -               | .4             | .6             | .2             | -              | .7             | .3             | -              | .3             | .6                 | 4.8             | ...          | 1.3                           | 1500+                         |
| \$300,000 or more                                      | 19.7   | -               | .7             | .3             | 1.0            | .8             | 1.6            | .4             | .6             | .5             | 1.8                | 8.6             | ...          | 3.6                           | 1500+                         |
| Median   | 88 178 | 42 517          | 60 166         | 76 273         | 89 664         | 73 262         | 75 938         | 75 878         | 76 455         | 88 506         | 123 788            | 204 310         | ...          | 91 407                        | ...                           |
| <b>Ratio of Value to Current Income<sup>2</sup></b>    |        |                 |                |                |                |                |                |                |                |                |                    |                 |              |                               |                               |
| Less than 1.5  | 203.0  | 2.0             | 19.3           | 18.3           | 10.4           | 17.4           | 14.4           | 14.3           | 14.1           | 29.9           | 29.6               | 8.5             | ...          | 24.8                          | 651                           |
| 1.5 to 1.9   | 123.2  | -               | 5.3            | 5.0            | 7.1            | 6.1            | 8.1            | 8.6            | 10.2           | 27.4           | 27.4               | 6.3             | ...          | 11.7                          | 839                           |
| 2.0 to 2.4   | 97.6   | .9              | 7.5            | 6.5            | 4.4            | 3.8            | 8.1            | 8.6            | 9.2            | 15.9           | 18.0               | 6.8             | ...          | 9.9                           | 765                           |
| 2.5 to 2.9   | 68.5   | .9              | 4.8            | 6.4            | 5.7            | 4.4            | 4.3            | 3.5            | 4.6            | 9.7            | 9.3                | 7.4             | ...          | 7.5                           | 710                           |
| 3.0 to 3.9   | 72.0   | 1.3             | 6.7            | 9.7            | 6.0            | 2.8            | 4.9            | 5.1            | 5.1            | 9.6            | 9.9                | 6.6             | ...          | 4.4                           | 648                           |
| 4.0 to 4.9   | 35.2   | .3              | 8.0            | 3.9            | 2.0            | 2.3            | .9             | 1.7            | .9             | 2.7            | 4.6                | 2.3             | ...          | 5.6                           | 430                           |
| 5.0 or more  | 86.4   | 4.2             | 17.4           | 14.4           | 7.4            | 4.5            | 4.7            | 4.6            | 3.5            | 4.8            | 7.0                | 5.0             | ...          | 8.9                           | 337                           |
| Zero or negative income                                | 5.3    | .7              | .3             | 2.1            | .5             | .2             | .4             | .2             | -              | -              | -                  | -               | ...          | .9                            | ...                           |
| Median   | 2.1    | 3.8             | 2.8            | 2.7            | 2.5            | 1.8            | 2.0            | 2.0            | 2.0            | 1.9            | 1.9                | 2.5             | ...          | 2.0                           | ...                           |
| <b>Monthly Payment for Principal and Interest</b>      |        |                 |                |                |                |                |                |                |                |                |                    |                 |              |                               |                               |
| Less than \$100  | 9.7    | -               | 1.0            | 4.5            | 3.4            | .9             | -              | -              | -              | -              | -                  | -               | ...          | ...                           | 287                           |
| \$100 to \$199   | 31.8   | -               | -              | 4.6            | 13.4           | 9.3            | 2.6            | 1.3            | .6             | -              | -                  | -               | ...          | ...                           | 384                           |
| \$200 to \$249   | 21.3   | -               | -              | .3             | 2.9            | 10.9           | 5.5            | 1.3            | .4             | -              | -                  | -               | ...          | ...                           | 469                           |
| \$250 to \$299   | 22.4   | -               | -              | -              | .3             | 7.6            | 10.1           | 3.5            | .3             | .3             | .3                 | -               | ...          | ...                           | 533                           |
| \$300 to \$349   | 22.0   | -               | -              | -              | -              | 5.7            | 10.1           | 4.5            | 1.1            | .6             | -                  | -               | ...          | ...                           | 553                           |
| \$350 to \$399   | 18.8   | -               | -              | -              | -              | 1.5            | 7.5            | 6.9            | 1.4            | 1.2            | .3                 | -               | ...          | ...                           | 607                           |
| \$400 to \$449   | 17.9   | -               | -              | -              | -              | -              | 4.7            | 8.9            | 3.0            | 1.0            | .3                 | -               | ...          | ...                           | 648                           |
| \$450 to \$499   | 24.0   | -               | -              | -              | -              | -              | .3             | 12.0           | 9.4            | 2.4            | -                  | -               | ...          | ...                           | 698                           |
| \$500 to \$599   | 63.4   | -               | -              | -              | -              | -              | -              | 5.5            | 28.1           | 26.7           | 3.2                | -               | ...          | ...                           | 793                           |
| \$600 to \$699   | 60.4   | -               | -              | -              | -              | -              | -              | -              | 2.8            | 48.5           | 9.1                | -               | ...          | ...                           | 913                           |
| \$700 to \$799   | 43.3   | -               | -              | -              | -              | -              | -              | -              | -              | 17.3           | 25.6               | .4              | ...          | ...                           | 1 085                         |
| \$800 to \$999   | 50.6   | -               | -              | -              | -              | -              | -              | -              | -              | 1.2            | 48.7               | .6              | ...          | ...                           | 1 247                         |
| \$1,000 to \$1,249                                     | 30.2   | -               | -              | -              | -              | -              | -              | -              | -              | -              | 17.0               | 13.2            | ...          | ...                           | 1 445                         |
| \$1,250 to \$1,499                                     | 11.7   | -               | -              | -              | -              | -              | -              | -              | -              | -              | .8                 | 10.9            | ...          | ...                           | 1500+                         |
| \$1,500 or more  | 17.2   | -               | -              | -              | -              | -              | -              | -              | -              | -              | -                  | 17.2            | ...          | ...                           | 1500+                         |
| Not reported   | 73.7   | -               | -              | -              | -              | -              | -              | -              | -              | -              | -                  | -               | ...          | ...                           | ...                           |
| Median   | 586    | ...             | ...            | 105            | 149            | 235            | 311            | 425            | 526            | 636            | 858                | 1 405           | ...          | 73.7                          | ...                           |
| <b>Average Monthly Cost Paid for Real Estate Taxes</b> |        |                 |                |                |                |                |                |                |                |                |                    |                 |              |                               |                               |
| Less than \$25   | 92.6   | 10.0            | 32.1           | 17.6           | 4.9            | 5.4            | 5.0            | 2.4            | 2.5            | 3.2            | 2.6                | .8              | ...          | 6.2                           | 206                           |
| \$25 to \$49   | 112.3  | .3              | 24.1           | 11.7           | 8.9            | 10.9           | 11.8           | 12.3           | 8.1            | 10.3           | 2.0                | .5              | ...          | 11.4                          | 450                           |
| \$50 to \$74   | 151.8  | -               | 9.2            | 14.3           | 6.9            | 12.6           | 12.5           | 15.8           | 19.1           | 33.3           | 13.3               | .3              | ...          | 14.3                          | 683                           |
| \$75 to \$99   | 110.1  | -               | 2.3            | 11.6           | 4.4            | 3.1            | 5.3            | 6.7            | 8.8            | 29.8           | 22.3               | .3              | ...          | 15.4                          | 835                           |
| \$100 to \$149   | 115.1  | -               | 1.6            | 9.5            | 7.9            | 4.4            | 5.5            | 4.1            | 5.3            | 16.2           | 41.9               | 8.5             | ...          | 10.1                          | 976                           |
| \$150 to \$199   | 52.6   | -               | -              | 1.3            | 7.9            | 1.6            | 1.7            | 2.3            | 1.9            | 5.2            | 14.3               | 11.0            | ...          | 5.4                           | 1 060                         |
| \$200 or more  | 56.7   | -               | -              | .2             | 2.5            | 3.4            | 3.9            | 1.0            | 2.1            | 1.9            | 9.4                | 21.4            | ...          | 10.9                          | 1 422                         |
| Median   | 73     | 25-             | 28             | 57             | 81             | 59             | 62             | 62             | 67             | 78             | 115                | 200             | ...          | 83                            | ...                           |
| <b>Purchase Price</b>                                  |        |                 |                |                |                |                |                |                |                |                |                    |                 |              |                               |                               |
| Home purchased or built                                | 658.9  | 9.2             | 61.5           | 61.0           | 41.4           | 40.1           | 45.0           | 43.9           | 47.2           | 99.1           | 104.0              | 42.4            | ...          | 64.2                          | 689                           |
| Less than \$10,000                                     | 31.9   | 3.1             | 15.3           | 7.1            | .3             | .2             | 1.1            | 1.2            | .9             | .7             | .2                 | .3              | ...          | 1.4                           | 179                           |
| \$10,000 to \$19,999                                   | 67.8   | 1.2             | 17.0           | 19.6           | 8.7            | 3.5            | 3.3            | 3.2            | .8             | 2.2            | 1.8                | .6              | ...          | 5.8                           | 265                           |
| \$20,000 to \$29,999                                   | 44.2   | -               | 6.0            | 5.5            | 7.1            | 10.1           | 5.2            | 1.3            | .8             | 2.2            | 1.1                | .2              | ...          | 4.6                           | 412                           |
| \$30,000 to \$39,999                                   | 56.3   | .2              | 4.2            | 4.6            | 7.5            | 13.6           | 10.8           | 3.0            | 3.0            | 3.2            | 3.7                | -               | ...          | 2.5                           | 472                           |
| \$40,000 to \$49,999                                   | 45.5   | -               | .9             | 4.9            | 3.4            | 3.5            | 11.5           | 6.0            | 3.7            | 4.5            | 3.5                | -               | ...          | 3.6                           | 572                           |
| \$50,000 to \$59,999                                   | 46.1   | .3              | 3.5            | 3.3            | 1.0            | 1.5            | 4.2            | 10.7           | 10.0           | 6.3            | 3.6                | .9              | ...          | 3.9                           | 697                           |
| \$60,000 to \$69,999                                   | 65.4   | -               | 1.7            | 2.9            | 2.5            | 1.8            | 3.9            | 8.3            | 17.8           | 16.9           | 5.6                | -               | ...          | 4.0                           | 754                           |
| \$70,000 to \$79,999                                   | 55.0   | -               | .8             | .9             | .6             | .3             | 1.1            | 4.7            | 5.6            | 28.8           | 7.8                | .6              | ...          | 3.7                           | 860                           |
| \$80,000 to \$99,999                                   | 64.9   | -               | .5             | 2.5            | .5             | .8             | .5             | 2.3            | 3.5            | 26.3           | 23.3               | 1.2             | ...          | 3.4                           | 952                           |
| \$100,000 to \$119,999                                 | 35.2   | -               | -              | 1.1            | .8             | .6             | .3             | 1.1            | .6             | 3.6            | 20.5               | 2.9             | ...          | 3.9                           | 1 189                         |
| \$120,000 to \$149,999                                 | 35.3   | -               | -              | -              | .2             | .6             | -              | -              | -              | 1.7            | 23.4               | 6.2             | ...          | 3.2                           | 1 289                         |
| \$150,000 to \$199,999                                 | 26.9   | -               | -              | .3             | 1.1            | .4             | .3             | .3             | -              | .6             | 15.2               | 2.7             | ...          | 2.7                           | 1500+                         |
| \$200,000 to \$249,999                                 | 8.9    | -               | -              | -              | .7             | .8             | .3             | .3             | -              | .3             | 5.8                | .5              | ...          | .5                            | 1500+                         |
| \$250,000 to \$299,999                                 | 3.9    | -               | -              | -              | -              | -              | -              | -              | -              | -              | 3.2                | .7              | ...          | .7                            | ...                           |
| \$300,000 or more                                      | 6.5    | -               | .5             | -              | -              | -              | -              | -              | -              | .2             | 3                  | 4.8             | ...          | 2.1                           | ...                           |
| Not reported   | 65.2   | 4.4             | 11.0           | 11.2           | 7.0            | 2.7            | 2.4            | 1.7            | 2.2            | 2.2            | 2.0                | .5              | ...          | 2.0                           | 264                           |
| Median   | 60 788 | 10000-          | 15 851         | 19 051         | 31 482         | 33 547         | 40 602         | 55 891         | 62 465         | 74 325         | 100 602            | 176 289         | ...          | 60 491                        | ...                           |
| Received as inheritance or gift                        | 13.5   | .7              | 4.6            | 3.1            | .9             | 1.0            | .5             | .3             | .5             | .5             | .8                 | .3              | ...          | .3                            | 243                           |
| Not reported   | 18.7   | .5              | 3.2            | 2.1            | 1.2            | .3             | .3             | .3             | .3             | .3             | 1.1                | .3              | ...          | 9.2                           | 249                           |



Table 2-21. Housing Costs by Selected Characteristics - Occupied Units—Con.

[Numbers in thousands. For meaning of symbols, see text.]

| Characteristics                                   | Total | Less than \$100 | \$100 to \$199 | \$200 to \$299 | \$300 to \$399 | \$400 to \$499 | \$500 to \$599 | \$600 to \$699 | \$700 to \$799 | \$800 to \$899 | \$1,000 to \$1,499 | \$1,500 or more | No cash rent | Mortgage payment not reported | Median excluding no cash rent |
|---|-------|-----------------|----------------|----------------|----------------|----------------|----------------|----------------|----------------|----------------|--------------------|-----------------|--------------|-------------------------------|-------------------------------|
| <b>RENTER OCCUPIED UNITS</b>                      |       |                 |                |                |                |                |                |                |                |                |                    |                 |              |                               |                               |
| Total .....                                       | 388.7 | 9.5             | 19.4           | 18.2           | 40.0           | 75.9           | 76.4           | 60.2           | 35.2           | 26.8           | 8.2                | 1.4             | 17.7         | ...                           | 530                           |
| <b>Rent Reductions</b>                            |       |                 |                |                |                |                |                |                |                |                |                    |                 |              |                               |                               |
| No subsidy or income reporting .....              | 342.5 | 1.3             | 5.8            | 12.9           | 35.3           | 71.6           | 74.1           | 58.3           | 34.1           | 26.6           | 8.2                | 1.4             | 13.0         | ...                           | 551                           |
| Rent control .....                                | -     | -               | -              | -              | -              | -              | -              | -              | -              | -              | -                  | -               | -            | ...                           | ...                           |
| No rent control .....                             | 341.6 | 1.3             | 5.8            | 12.9           | 35.1           | 71.6           | 73.9           | 58.3           | 33.6           | 26.6           | 8.2                | 1.4             | 13.0         | ...                           | 551                           |
| Reduced by owner .....                            | 13.3  | -               | .4             | .8             | 1.9            | .5             | 2.4            | .3             | .2             | .3             | -                  | -               | 6.4          | ...                           | 451                           |
| Not reduced by owner .....                        | 324.6 | 1.3             | 4.9            | 12.1           | 33.1           | 70.1           | 70.4           | 57.6           | 32.8           | 26.3           | 8.0                | 1.4             | 6.6          | ...                           | 553                           |
| Owner reduction not reported .....                | 3.7   | -               | .4             | -              | -              | 1.1            | 1.1            | .4             | .5             | -              | .2                 | -               | -            | ...                           | ...                           |
| Rent control not reported .....                   | .9    | -               | -              | -              | .2             | -              | .2             | -              | .5             | -              | -                  | -               | -            | ...                           | ...                           |
| Owned by public housing authority .....           | 22.0  | 5.1             | 9.2            | 2.8            | 1.8            | 1.4            | -              | .3             | -              | -              | -                  | -               | 1.4          | ...                           | 156                           |
| Other, Federal subsidy .....                      | 10.7  | 1.6             | 2.9            | 2.1            | 1.1            | .9             | .2             | -              | .2             | -              | -                  | -               | 1.5          | ...                           | 202                           |
| Other, State or local subsidy .....               | 4.5   | 1.4             | .6             | -              | .7             | -              | .2             | -              | -              | -              | -                  | -               | 1.5          | ...                           | ...                           |
| Other, income verification .....                  | 1.7   | -               | .6             | -              | .4             | .7             | -              | -              | -              | -              | -                  | -               | -            | ...                           | ...                           |
| Subsidy or income verification not reported ..... | 7.2   | -               | .2             | .3             | .7             | 1.4            | 1.9            | 1.5            | .9             | .2             | -                  | -               | .2           | ...                           | 553                           |

<sup>1</sup>For mobile home, oldest category is 1939 or earlier.<sup>2</sup>Beginning with 1989 this item uses current income in its calculation. See appendix A.

Table 3-1. **Introductory Characteristics - Owner Occupied Units**

[Numbers in thousands. For meaning of symbols, see text.]

| Characteristics                                 | Total occupied units | Housing unit characteristics |              |                   |             | Household characteristics |            |               |                    |                     | Selected subareas <sup>1</sup> |              |              |
|---|----------------------|------------------------------|--------------|-------------------|-------------|---------------------------|------------|---------------|--------------------|---------------------|--------------------------------|--------------|--------------|
|   |                      | New construction 4 yrs       | Mobile homes | Physical problems |             | Black                     | Hispanic   | Elderly (65+) | Moved in past year | Below poverty level | Area one                       | Area two     | Area three   |
|   |                      |                              |              | Severe            | Mod-erate   |                           |            |               |                    |                     |                                |              |              |
| <b>Total</b> .....                              | <b>691.1</b>         | <b>91.0</b>                  | <b>28.0</b>  | <b>8.2</b>        | <b>17.3</b> | <b>108.6</b>              | <b>6.8</b> | <b>120.1</b>  | <b>62.1</b>        | <b>36.6</b>         | <b>70.2</b>                    | <b>114.4</b> | <b>107.6</b> |
| <b>Tenure</b>                                   |                      |                              |              |                   |             |                           |            |               |                    |                     |                                |              |              |
| Owner occupied .....                            | 691.1                | 91.0                         | 28.0         | 8.2               | 17.3        | 108.6                     | 6.8        | 120.1         | 62.1               | 36.6                | 70.2                           | 114.4        | 107.6        |
| Percent of all occupied .....                   | 100.0                | 100.0                        | 100.0        | 100.0             | 100.0       | 100.0                     | 100.0      | 100.0         | 100.0              | 100.0               | 100.0                          | 100.0        | 100.0        |
| Renter occupied .....                           | ...                  | ...                          | ...          | ...               | ...         | ...                       | ...        | ...           | ...                | ...                 | ...                            | ...          | ...          |
| <b>Race and Origin</b>                          |                      |                              |              |                   |             |                           |            |               |                    |                     |                                |              |              |
| White .....                                     | 573.8                | 77.5                         | 27.6         | 7.3               | 10.4        | -                         | 5.9        | 101.0         | 48.2               | 23.2                | 32.7                           | 74.9         | 102.5        |
| Non-Hispanic .....                              | 567.9                | 76.2                         | 27.6         | 7.3               | 10.4        | -                         | -          | 101.0         | 46.9               | 22.5                | 32.4                           | 74.4         | 101.3        |
| Hispanic .....                                  | 5.9                  | 1.3                          | -            | -                 | -           | -                         | 5.9        | -             | 1.3                | .7                  | .3                             | .5           | 1.2          |
| Black .....                                     | 108.6                | 12.2                         | -            | .7                | 6.8         | 108.6                     | -          | 18.8          | 10.6               | 12.3                | 36.2                           | 38.1         | 3.6          |
| Other .....                                     | 8.7                  | 1.3                          | .4           | .3                | -           | -                         | .9         | .3            | 3.3                | 1.1                 | 1.2                            | 1.4          | 1.4          |
| Total Hispanic .....                            | 6.8                  | 1.3                          | -            | -                 | -           | -                         | 6.8        | -             | 1.3                | 1.2                 | .7                             | .8           | 1.2          |
| <b>Units in Structure</b>                       |                      |                              |              |                   |             |                           |            |               |                    |                     |                                |              |              |
| 1, detached .....                               | 619.9                | 86.3                         | ...          | 7.4               | 15.3        | 101.1                     | 6.1        | 111.4         | 50.2               | 33.6                | 61.2                           | 103.0        | 95.1         |
| 1, attached .....                               | 17.0                 | 1.5                          | ...          | -                 | .5          | 2.0                       | .3         | 1.2           | 3.3                | -                   | 3.1                            | 4.0          | 3.8          |
| 2 to 4 .....                                    | 10.8                 | .8                           | ...          | -                 | .9          | 2.8                       | -          | 2.6           | 1.9                | 1.1                 | 1.8                            | 2.0          | 2.1          |
| 5 to 9 .....                                    | 6.4                  | .3                           | ...          | .2                | .2          | .7                        | -          | .6            | -                  | .5                  | .8                             | 1.8          | 2.0          |
| 10 to 19 .....                                  | 3.5                  | -                            | ...          | -                 | -           | .5                        | -          | 1.6           | .5                 | -                   | .2                             | 2.4          | .6           |
| 20 to 49 .....                                  | 2.7                  | .6                           | ...          | -                 | -           | 1.3                       | -          | -             | .5                 | .2                  | .3                             | 1.1          | .3           |
| 50 or more .....                                | 2.7                  | .5                           | ...          | -                 | -           | .3                        | .4         | .8            | -                  | .3                  | 2.7                            | -            | -            |
| Mobile home or trailer .....                    | 28.0                 | 1.0                          | 28.0         | .6                | .4          | -                         | -          | 2.0           | 5.6                | 1.0                 | -                              | -            | 3.6          |
| <b>Cooperatives and Condominiums</b>            |                      |                              |              |                   |             |                           |            |               |                    |                     |                                |              |              |
| Cooperatives .....                              | .6                   | -                            | -            | -                 | -           | .2                        | -          | -             | .2                 | -                   | .2                             | .4           | -            |
| Condominiums .....                              | 22.1                 | 2.1                          | -            | -                 | .2          | 2.5                       | .4         | 3.4           | 2.0                | .2                  | 5.3                            | 6.1          | 3.7          |
| <b>Year Structure Built<sup>2</sup></b>         |                      |                              |              |                   |             |                           |            |               |                    |                     |                                |              |              |
| 1990 to 1994 .....                              | 26.8                 | 26.8                         | -            | .5                | .3          | 5.1                       | .5         | .3            | 21.1               | -                   | .5                             | 5.2          | 3.0          |
| 1985 to 1989 .....                              | 143.5                | 64.2                         | 3.2          | 1.8               | 1.0         | 14.6                      | 1.6        | 8.2           | 15.5               | 3.4                 | 2.2                            | 19.1         | 23.4         |
| 1980 to 1984 .....                              | 94.9                 | ...                          | 5.8          | .9                | .2          | 8.6                       | 1.3        | 5.7           | 4.1                | 2.7                 | 3.8                            | 12.5         | 20.2         |
| 1975 to 1979 .....                              | 75.1                 | ...                          | 7.0          | 1.5               | 1.2         | 5.4                       | -          | 9.1           | 6.0                | 2.3                 | .4                             | 5.3          | 12.3         |
| 1970 to 1974 .....                              | 86.4                 | ...                          | 6.9          | .6                | .9          | 11.5                      | 1.0        | 12.0          | 5.6                | 3.6                 | 3.1                            | 10.5         | 16.8         |
| 1960 to 1969 .....                              | 140.5                | ...                          | 4.6          | .8                | 5.2         | 35.0                      | 1.2        | 33.0          | 5.6                | 10.6                | 20.4                           | 39.5         | 17.2         |
| 1950 to 1959 .....                              | 61.3                 | ...                          | .5           | .4                | 2.8         | 15.7                      | .9         | 25.0          | 1.9                | 7.4                 | 16.1                           | 12.7         | 9.0          |
| 1940 to 1949 .....                              | 28.6                 | ...                          | -            | .6                | 1.9         | 5.6                       | -          | 12.6          | 1.3                | 3.8                 | 9.7                            | 6.8          | 2.4          |
| 1930 to 1939 .....                              | 14.4                 | ...                          | -            | .9                | 2.2         | 5.2                       | -          | 5.7           | .5                 | 1.8                 | 8.2                            | 1.5          | .9           |
| 1920 to 1929 .....                              | 7.0                  | ...                          | -            | .3                | .3          | .8                        | -          | 3.3           | -                  | -                   | 3.0                            | .9           | .6           |
| 1919 or earlier .....                           | 12.6                 | ...                          | -            | -                 | 1.3         | 1.1                       | .3         | 5.3           | .4                 | 1.0                 | 2.5                            | .3           | 1.8          |
| <b>Median</b> .....                             | <b>1975</b>          | ...                          | <b>1976</b>  | <b>1977</b>       | <b>1960</b> | <b>1967</b>               | ...        | <b>1962</b>   | <b>1987</b>        | <b>1964</b>         | <b>1957</b>                    | <b>1969</b>  | <b>1977</b>  |
| <b>Statistical Areas</b>                        |                      |                              |              |                   |             |                           |            |               |                    |                     |                                |              |              |
| Current units, in 1970 boundaries of SMSA ..... | 506.2                | 60.2                         | 9.6          | 5.5               | 11.8        | 100.4                     | 4.7        | 85.8          | 45.2               | 25.6                | 70.2                           | 114.4        | 107.6        |
| 1970 central city(s) .....                      | 70.2                 | 1.9                          | -            | .7                | 4.9         | 36.2                      | .7         | 22.1          | 3.0                | 6.9                 | 70.2                           | -            | -            |
| 1970 balance of SMSA .....                      | 436.0                | 58.3                         | 9.6          | 4.8               | 6.9         | 64.1                      | 4.1        | 63.6          | 42.2               | 18.7                | -                              | 114.4        | 107.6        |
| Current units, in 1983 boundaries of MSA .....  | 691.1                | 91.0                         | 28.0         | 8.2               | 17.3        | 108.6                     | 6.8        | 120.1         | 62.1               | 36.6                | 70.2                           | 114.4        | 107.6        |
| 1983 central city(s) .....                      | 70.2                 | 1.9                          | -            | .7                | 4.9         | 36.2                      | .7         | 22.1          | 3.0                | 6.9                 | 70.2                           | -            | -            |
| 1983 balance of MSA .....                       | 620.9                | 89.1                         | 28.0         | 7.6               | 12.3        | 72.4                      | 6.1        | 98.0          | 59.1               | 29.7                | -                              | 114.4        | 107.6        |

<sup>1</sup>See back cover for details.<sup>2</sup>For mobile home, oldest category is 1939 or earlier.

Table 3-2. Height and Condition of Building - Owner Occupied Units

[Numbers in thousands. For meaning of symbols, see text.]

| Characteristics  | Total occupied units | Housing unit characteristics |              |                   |          | Household characteristics |          |               |                    |                     | Selected subareas <sup>1</sup> |          |            |
|--|----------------------|------------------------------|--------------|-------------------|----------|---------------------------|----------|---------------|--------------------|---------------------|--------------------------------|----------|------------|
|  |                      | New construction 4 yrs       | Mobile homes | Physical problems |          | Black                     | Hispanic | Elderly (65+) | Moved in past year | Below poverty level | Area one                       | Area two | Area three |
|  |                      |                              |              | Severe            | Moderate |                           |          |               |                    |                     |                                |          |            |
| <b>Total</b> .....                                       | 691.1                | 91.0                         | 28.0         | 6.2               | 17.3     | 108.6                     | 6.8      | 120.1         | 62.1               | 36.6                | 70.2                           | 114.4    | 107.6      |
| <b>Stories in Structure</b>                              |                      |                              |              |                   |          |                           |          |               |                    |                     |                                |          |            |
| 1.....   | 331.7                | 29.1                         | 28.5         | 1.4               | 12.4     | 60.8                      | 3.4      | 79.0          | 25.4               | 25.0                | 45.9                           | 45.7     | 35.1       |
| 2.....   | 265.9                | 41.6                         | -            | 2.7               | 4.5      | 42.4                      | 2.5      | 33.4          | 25.3               | 8.7                 | 19.2                           | 50.8     | 48.8       |
| 3.....   | 94.4                 | 22.7                         | -            | .7                | 1.1      | 9.4                       | .9       | 5.7           | 11.5               | .9                  | 3.7                            | 21.5     | 24.2       |
| 4 to 6.....  | .6                   | .3                           | -            | -                 | -        | -                         | -        | -             | -                  | -                   | .3                             | -        | -          |
| 7 or more.....   | 2.8                  | .6                           | -            | -                 | -        | .3                        | .4       | .9            | -                  | .3                  | 2.8                            | -        | -          |
| <b>Stories Between Main and Apartment Entrances</b>      |                      |                              |              |                   |          |                           |          |               |                    |                     |                                |          |            |
| Multiunits, 2 or more floors.....                        | 21.1                 | 1.4                          | -            | .2                | 1.1      | 4.2                       | .4       | 4.0           | 2.7                | 2.0                 | 5.5                            | 6.1      | 4.1        |
| None (on same floor).....                                | 9.4                  | .3                           | -            | .2                | 1.1      | 1.7                       | .4       | 1.3           | 1.2                | 1.5                 | 2.4                            | 2.7      | .8         |
| 1 (up or down).....                                      | 5.8                  | -                            | -            | -                 | -        | 1.8                       | -        | 1.0           | .9                 | -                   | .2                             | 1.9      | 2.6        |
| 2 or more (up or down).....                              | 5.1                  | 1.1                          | -            | -                 | -        | .8                        | -        | 1.1           | .5                 | .5                  | 2.3                            | 1.4      | .7         |
| Not reported.....  | .9                   | -                            | -            | -                 | -        | -                         | -        | .5            | -                  | -                   | .6                             | -        | -          |
| <b>Common Stairways</b>                                  |                      |                              |              |                   |          |                           |          |               |                    |                     |                                |          |            |
| Multiunits, 2 or more floors.....                        | 21.1                 | 1.4                          | -            | .2                | 1.1      | 4.2                       | .4       | 4.0           | 2.7                | 2.0                 | 5.5                            | 6.1      | 4.1        |
| No common stairways.....                                 | 7.0                  | .3                           | -            | -                 | .9       | 1.8                       | -        | .6            | 1.2                | 1.1                 | 1.3                            | 1.6      | 1.7        |
| With common stairways.....                               | 13.2                 | 1.1                          | -            | .2                | .2       | 2.4                       | .4       | 3.1           | 1.2                | .9                  | 3.6                            | 4.4      | 2.5        |
| No loose steps.....                                      | 12.2                 | 1.1                          | -            | .2                | .2       | 2.2                       | -        | 3.1           | 1.2                | .9                  | 3.3                            | 4.4      | 1.8        |
| Railings not loose.....                                  | 10.7                 | 1.1                          | -            | .2                | .2       | 1.9                       | -        | 2.4           | 1.2                | .5                  | 2.0                            | 4.4      | 1.8        |
| Railings loose.....                                      | -                    | -                            | -            | -                 | -        | -                         | -        | -             | -                  | -                   | -                              | -        | -          |
| No railings.....   | .9                   | -                            | -            | .2                | -        | .2                        | -        | .4            | -                  | .5                  | .9                             | -        | -          |
| Status of railings not reported.....                     | .6                   | -                            | -            | -                 | -        | -                         | -        | .3            | -                  | -                   | .4                             | -        | -          |
| Loose steps.....   | .8                   | -                            | -            | -                 | -        | -                         | .4       | -             | -                  | -                   | .4                             | -        | .5         |
| Railings not loose.....                                  | .8                   | -                            | -            | -                 | -        | -                         | .4       | -             | -                  | -                   | .4                             | -        | .5         |
| Railings loose.....                                      | -                    | -                            | -            | -                 | -        | -                         | -        | -             | -                  | -                   | -                              | -        | -          |
| No railings.....   | -                    | -                            | -            | -                 | -        | -                         | -        | -             | -                  | -                   | -                              | -        | -          |
| Status of railings not reported.....                     | -                    | -                            | -            | -                 | -        | -                         | -        | -             | -                  | -                   | -                              | -        | -          |
| Status of steps not reported.....                        | .2                   | -                            | -            | -                 | -        | .2                        | -        | -             | -                  | -                   | -                              | -        | .2         |
| Status of stairways not reported.....                    | .9                   | -                            | -            | -                 | -        | -                         | -        | .3            | .3                 | -                   | .6                             | -        | -          |
| <b>Light Fixtures in Public Halls</b>                    |                      |                              |              |                   |          |                           |          |               |                    |                     |                                |          |            |
| 2 or more units in structure.....                        | 26.1                 | 2.3                          | -            | .2                | 1.1      | 5.5                       | .4       | 5.5           | 2.9                | 2.0                 | 5.8                            | 7.3      | 5.1        |
| No public halls.....                                     | 13.7                 | 1.4                          | -            | .2                | .5       | 3.6                       | -        | 2.2           | 2.2                | 1.5                 | 2.2                            | 3.4      | 2.6        |
| No light fixtures in public halls.....                   | -                    | -                            | -            | -                 | -        | -                         | -        | -             | -                  | -                   | -                              | -        | -          |
| All in working order.....                                | 7.3                  | .8                           | -            | -                 | .6       | 1.7                       | .4       | .8            | .7                 | .3                  | 3.0                            | 1.6      | .8         |
| Some in working order.....                               | -                    | -                            | -            | -                 | -        | -                         | -        | -             | -                  | -                   | -                              | -        | -          |
| None in working order.....                               | -                    | -                            | -            | -                 | -        | -                         | -        | -             | -                  | -                   | -                              | -        | -          |
| Unable to determine if working.....                      | 4.4                  | -                            | -            | -                 | -        | .2                        | -        | 2.0           | -                  | .2                  | .3                             | 2.3      | 1.5        |
| Not reported.....  | .7                   | -                            | -            | -                 | -        | -                         | -        | .5            | -                  | -                   | .3                             | -        | .2         |
| <b>Elevator on Floor</b>                                 |                      |                              |              |                   |          |                           |          |               |                    |                     |                                |          |            |
| Multiunits, 2 or more floors.....                        | 21.1                 | 1.4                          | -            | .2                | 1.1      | 4.2                       | .4       | 4.0           | 2.7                | 2.0                 | 5.5                            | 6.1      | 4.1        |
| With 1 or more elevators working.....                    | 2.7                  | .5                           | -            | -                 | -        | .3                        | .4       | .8            | -                  | .3                  | 2.7                            | -        | -          |
| With elevator, none in working condition.....            | -                    | -                            | -            | -                 | -        | -                         | -        | -             | -                  | -                   | -                              | -        | -          |
| No elevator.....   | 17.9                 | .8                           | -            | .2                | 1.1      | 3.9                       | -        | 2.7           | 2.7                | 1.7                 | 2.5                            | 6.1      | 4.1        |
| Units 3 or more floors from main entrance.....           | .2                   | -                            | -            | -                 | -        | .2                        | -        | -             | -                  | .2                  | -                              | -        | -          |
| <b>Foundation</b>  |                      |                              |              |                   |          |                           |          |               |                    |                     |                                |          |            |
| 1 unit bldg. excl. mobile homes.....                     | 636.9                | 87.8                         | -            | 7.4               | 15.8     | 103.1                     | 6.4      | 112.6         | 53.6               | 33.6                | 64.4                           | 107.0    | 98.9       |
| With basement under all of building.....                 | 155.9                | 29.3                         | -            | 2.2               | 1.2      | 19.9                      | 1.8      | 23.8          | 12.8               | 5.0                 | 15.6                           | 25.8     | 33.6       |
| With basement under part of building.....                | 122.3                | 12.7                         | -            | 2.0               | 2.8      | 19.2                      | 2.1      | 22.3          | 7.5                | 6.8                 | 18.1                           | 18.9     | 21.4       |
| With crawl space.....                                    | 240.5                | 21.7                         | -            | 1.8               | 10.8     | 44.6                      | 1.3      | 50.1          | 18.5               | 17.0                | 24.5                           | 43.0     | 27.3       |
| On concrete slab.....                                    | 116.1                | 25.1                         | -            | 1.4               | 1.1      | 19.2                      | 1.1      | 15.4          | 14.7               | 3.9                 | 5.6                            | 19.3     | 16.0       |
| Other.....   | 2.3                  | -                            | -            | -                 | -        | -                         | -        | .9            | -                  | .9                  | .6                             | -        | .6         |
| <b>External Building Conditions<sup>2</sup></b>          |                      |                              |              |                   |          |                           |          |               |                    |                     |                                |          |            |
| Sagging roof.....  | 1.1                  | -                            | -            | -                 | -        | .8                        | -        | -             | -                  | .3                  | -                              | .4       | -          |
| Missing roofing material.....                            | .4                   | -                            | -            | -                 | .4       | .4                        | -        | .4            | -                  | -                   | .4                             | -        | -          |
| Hole in roof.....  | .3                   | .3                           | -            | -                 | -        | .3                        | -        | -             | .3                 | -                   | -                              | .3       | -          |
| Could not see roof.....                                  | 7.0                  | .6                           | -            | .2                | 1.0      | 4.5                       | -        | 2.3           | .3                 | 2.3                 | 5.6                            | -        | .4         |
| Missing bricks, siding, other outside wall material..... | 3.9                  | -                            | -            | -                 | -        | 1.5                       | -        | .4            | .6                 | .6                  | 1.4                            | -        | 1.7        |
| Sloping outside walls.....                               | .8                   | -                            | -            | -                 | -        | .4                        | -        | .8            | -                  | .4                  | -                              | -        | .4         |
| Boarded up windows.....                                  | .7                   | -                            | -            | .2                | -        | -                         | -        | .2            | -                  | .5                  | .2                             | -        | -          |
| Broken windows.....                                      | 1.6                  | -                            | -            | .2                | .4       | .7                        | -        | 1.0           | -                  | .2                  | 1.0                            | .3       | -          |
| Bars on windows.....                                     | 6.5                  | .3                           | -            | -                 | .8       | 5.3                       | -        | 1.1           | 2.2                | .4                  | 1.1                            | 4.9      | -          |
| Foundation crumbling or has open crack or hole.....      | 3.3                  | -                            | -            | -                 | -        | 1.1                       | -        | 1.5           | -                  | 1.0                 | -                              | -        | 2.2        |
| Could not see foundation.....                            | 3.3                  | -                            | -            | -                 | 1.1      | 2.8                       | -        | .4            | .4                 | .7                  | 2.9                            | .4       | -          |
| None of the above.....                                   | 654.2                | 87.6                         | 27.8         | 4.5               | 15.3     | 99.3                      | 7.3      | 110.3         | 58.9               | 30.9                | 62.6                           | 112.4    | 104.6      |
| Could not observe or not reported.....                   | 21.0                 | 5.7                          | .8           | -                 | -        | 1.2                       | -        | 3.6           | .6                 | .7                  | .3                             | .8       | .7         |
| <b>Site Placement</b>                                    |                      |                              |              |                   |          |                           |          |               |                    |                     |                                |          |            |
| Mobile homes.....  | 28.0                 | 1.0                          | 28.0         | .6                | .4       | -                         | -        | 2.0           | 5.6                | 1.0                 | -                              | -        | 3.6        |
| First site.....  | 16.0                 | -                            | 16.0         | .6                | -        | -                         | -        | .9            | 3.7                | -                   | -                              | -        | 2.5        |
| Moved from another site.....                             | 5.9                  | 1.0                          | 5.9          | -                 | -        | -                         | -        | .6            | .5                 | .5                  | -                              | -        | -          |
| Don't know.....  | 4.6                  | -                            | 4.6          | -                 | .4       | -                         | -        | .8            | 1.4                | .5                  | -                              | -        | 1.1        |
| Not reported.....  | 1.5                  | -                            | 1.5          | -                 | -        | -                         | -        | -             | -                  | -                   | -                              | -        | -          |
| <b>Previous Occupancy</b>                                |                      |                              |              |                   |          |                           |          |               |                    |                     |                                |          |            |
| Unit built 1980 or later.....                            | 265.2                | 91.0                         | 9.1          | 3.1               | 1.5      | 28.3                      | 3.4      | 14.1          | 40.7               | 6.2                 | 6.6                            | 36.8     | 46.6       |
| Not previously occupied.....                             | 182.5                | 80.7                         | 4.8          | 2.0               | 1.0      | 18.2                      | 2.0      | 10.5          | 23.5               | 3.0                 | 4.6                            | 24.5     | 27.4       |
| Not reported.....  | 14.8                 | 2.7                          | 1.6          | .2                | -        | 2.0                       | -        | .8            | .5                 | 1.4                 | .6                             | .8       | 3.6        |

<sup>1</sup>See back cover for details.<sup>2</sup>Figures may not add to total because more than one category may apply to a unit.

Table 3-3. Size of Unit and Lot - Owner Occupied Units

[Numbers in thousands. For meaning of symbols, see text.]

| Characteristics                         | Total occupied units | Housing unit characteristics |              |                   |              | Household characteristics |            |               |                    |                     | Selected subareas <sup>1</sup> |              |              |
|---|----------------------|------------------------------|--------------|-------------------|--------------|---------------------------|------------|---------------|--------------------|---------------------|--------------------------------|--------------|--------------|
|   |                      | New construction 4 yrs       | Mobile homes | Physical problems |              | Black                     | Hispanic   | Elderly (65+) | Moved in past year | Below poverty level | Area one                       | Area two     | Area three   |
|   |                      |                              |              | Severe            | Moderate     |                           |            |               |                    |                     |                                |              |              |
| <b>Total</b> .....                      | <b>691.1</b>         | <b>91.0</b>                  | <b>28.0</b>  | <b>8.2</b>        | <b>17.3</b>  | <b>108.6</b>              | <b>6.8</b> | <b>120.1</b>  | <b>62.1</b>        | <b>36.6</b>         | <b>70.2</b>                    | <b>114.4</b> | <b>107.6</b> |
| <b>Rooms</b>                            |                      |                              |              |                   |              |                           |            |               |                    |                     |                                |              |              |
| 1 room.....                             | .4                   | -                            | -            | -                 | -            | -                         | -          | -             | -                  | -                   | .4                             | -            | -            |
| 2 rooms.....                            | 1.4                  | .5                           | -            | -                 | .3           | .6                        | .4         | .6            | -                  | .6                  | 1.2                            | -            | -            |
| 3 rooms.....                            | 5.1                  | .3                           | .9           | -                 | -            | -                         | -          | 1.5           | .8                 | .5                  | 1.0                            | 1.0          | .8           |
| 4 rooms.....                            | 44.0                 | 2.5                          | 12.8         | 2.0               | 2.6          | 4.7                       | .3         | 14.1          | 3.6                | 4.5                 | 5.1                            | 2.7          | 8.7          |
| 5 rooms.....                            | 135.8                | 14.7                         | 10.7         | 1.0               | 6.1          | 27.3                      | 1.2        | 28.9          | 12.1               | 10.5                | 15.5                           | 16.6         | 17.1         |
| 6 rooms.....                            | 190.0                | 23.5                         | 2.5          | 1.6               | 4.4          | 30.5                      | 2.2        | 33.9          | 18.2               | 9.7                 | 23.4                           | 27.8         | 26.2         |
| 7 rooms.....                            | 135.1                | 14.8                         | .7           | 1.4               | 2.3          | 25.5                      | 1.3        | 23.9          | 13.2               | 6.7                 | 15.0                           | 24.4         | 23.0         |
| 8 rooms.....                            | 102.7                | 18.6                         | -            | .6                | 1.3          | 12.3                      | .8         | 12.2          | 8.4                | 3.2                 | 5.5                            | 23.1         | 16.7         |
| 9 rooms.....                            | 47.4                 | 8.1                          | .5           | .5                | .3           | 4.3                       | .5         | 3.2           | 5.5                | 1.0                 | 2.3                            | 11.5         | 10.0         |
| 10 rooms or more.....                   | 29.3                 | 8.0                          | -            | 1.1               | -            | 3.4                       | -          | 1.7           | 2.5                | -                   | .9                             | 7.4          | 5.1          |
| <b>Median</b> .....                     | <b>6.3</b>           | <b>6.8</b>                   | <b>4.5</b>   | <b>6.2</b>        | <b>5.4</b>   | <b>6.2</b>                | <b>-</b>   | <b>5.9</b>    | <b>6.4</b>         | <b>5.7</b>          | <b>6.0</b>                     | <b>6.9</b>   | <b>6.5</b>   |
| <b>Bedrooms</b>                         |                      |                              |              |                   |              |                           |            |               |                    |                     |                                |              |              |
| None.....                               | .9                   | -                            | -            | -                 | .3           | .3                        | -          | .3            | -                  | .3                  | .9                             | -            | -            |
| 1.....                                  | 10.1                 | 1.6                          | .9           | -                 | .3           | .5                        | .4         | 3.0           | 1.3                | .8                  | 2.6                            | 1.1          | 1.3          |
| 2.....                                  | 123.2                | 5.6                          | 18.9         | 2.8               | 8.0          | 21.7                      | 1.1        | 40.7          | 9.6                | 11.8                | 21.7                           | 19.6         | 17.6         |
| 3.....                                  | 383.7                | 53.2                         | 7.7          | 3.6               | 6.4          | 65.6                      | 4.0        | 60.5          | 36.3               | 17.6                | 35.4                           | 56.3         | 55.0         |
| 4 or more.....                          | 173.2                | 30.6                         | .5           | 1.9               | 2.2          | 20.5                      | 1.3        | 15.6          | 15.0               | 6.2                 | 9.6                            | 37.4         | 33.6         |
| <b>Median</b> .....                     | <b>3.1</b>           | <b>3.2</b>                   | <b>2.2</b>   | <b>2.9</b>        | <b>2.5</b>   | <b>3.0</b>                | <b>-</b>   | <b>2.8</b>    | <b>3.1</b>         | <b>2.8</b>          | <b>2.8</b>                     | <b>3.1</b>   | <b>3.1</b>   |
| <b>Complete Bathrooms</b>               |                      |                              |              |                   |              |                           |            |               |                    |                     |                                |              |              |
| None.....                               | .2                   | -                            | -            | .2                | -            | -                         | -          | .2            | -                  | .2                  | -                              | -            | -            |
| 1.....                                  | 128.6                | 3.3                          | 15.6         | 2.4               | 10.2         | 34.2                      | 1.0        | 46.6          | 7.6                | 19.6                | 30.3                           | 14.6         | 15.6         |
| 1 and one-half.....                     | 78.0                 | 2.2                          | .9           | .3                | 2.7          | 20.0                      | 1.6        | 17.5          | 3.9                | 5.0                 | 12.0                           | 14.7         | 11.4         |
| 2 or more.....                          | 484.3                | 85.5                         | 11.5         | 5.4               | 4.3          | 54.4                      | 4.2        | 55.8          | 50.6               | 12.9                | 27.8                           | 85.0         | 80.5         |
| <b>Square Footage of Unit</b>           |                      |                              |              |                   |              |                           |            |               |                    |                     |                                |              |              |
| Single detached and mobile homes.....   | 648.0                | 87.3                         | 28.0         | 8.0               | 15.7         | 101.1                     | 6.1        | 113.4         | 55.9               | 34.6                | 61.2                           | 103.0        | 98.7         |
| Less than 500.....                      | .8                   | -                            | .6           | -                 | -            | -                         | -          | .3            | .6                 | .3                  | -                              | -            | -            |
| 500 to 749.....                         | 14.0                 | .2                           | 6.5          | .2                | 1.2          | 2.9                       | .3         | 6.1           | .9                 | 2.4                 | 2.2                            | .9           | 2.7          |
| 750 to 999.....                         | 26.4                 | .8                           | 8.4          | .9                | 1.7          | 6.4                       | -          | 10.0          | .9                 | 2.4                 | 5.5                            | 1.8          | 3.3          |
| 1,000 to 1,499.....                     | 124.0                | 13.1                         | 4.2          | 2.2               | 4.3          | 24.3                      | 1.7        | 25.5          | 7.5                | 9.7                 | 11.8                           | 13.6         | 15.1         |
| 1,500 to 1,999.....                     | 164.9                | 23.7                         | 1.7          | 2.0               | 2.9          | 26.2                      | 1.8        | 26.7          | 16.4               | 6.0                 | 9.6                            | 28.4         | 24.4         |
| 2,000 to 2,499.....                     | 109.0                | 16.6                         | .5           | .3                | 1.2          | 11.5                      | 1.3        | 13.4          | 9.5                | 5.2                 | 6.7                            | 21.9         | 17.3         |
| 2,500 to 2,999.....                     | 53.8                 | 8.9                          | -            | .6                | .9           | 4.3                       | .2         | 5.9           | 6.3                | 1.7                 | 2.8                            | 11.4         | 11.0         |
| 3,000 to 3,999.....                     | 63.7                 | 11.6                         | .8           | .3                | .7           | 6.6                       | -          | 6.3           | 6.0                | 1.2                 | 3.9                            | 12.4         | 9.4          |
| 4,000 or more.....                      | 41.7                 | 9.8                          | .5           | .7                | -            | 4.5                       | .3         | 5.6           | 3.2                | 1.4                 | 5.0                            | 5.5          | 8.5          |
| Not reported (includes don't know)..... | 49.7                 | 2.6                          | 4.9          | .9                | 2.6          | 14.4                      | .6         | 13.5          | 4.5                | 4.2                 | 13.7                           | 6.9          | 6.8          |
| <b>Median</b> .....                     | <b>1 906</b>         | <b>2 136</b>                 | <b>684</b>   | <b>1 573</b>      | <b>1 413</b> | <b>1 686</b>              | <b>-</b>   | <b>1 650</b>  | <b>1 983</b>       | <b>1 538</b>        | <b>1 723</b>                   | <b>2 073</b> | <b>2 012</b> |
| <b>Lot Size</b>                         |                      |                              |              |                   |              |                           |            |               |                    |                     |                                |              |              |
| Less than one-eighth acre.....          | 14.6                 | .9                           | 2.2          | .4                | .8           | 2.5                       | .3         | 3.3           | 2.3                | 1.0                 | 2.2                            | 4.1          | 1.5          |
| One-eighth up to one-quarter acre.....  | 36.6                 | 4.2                          | 3.0          | .9                | 1.5          | 10.9                      | .6         | 8.2           | 3.3                | 1.6                 | 9.6                            | 10.6         | 2.9          |
| One-quarter up to one-half acre.....    | 122.5                | 21.0                         | 1.4          | .9                | 2.5          | 20.4                      | 2.2        | 21.3          | 11.7               | 6.2                 | 11.6                           | 31.4         | 19.3         |
| One-half up to one acre.....            | 208.7                | 26.7                         | 3.6          | 3.7               | 2.8          | 21.5                      | 2.0        | 26.1          | 19.2               | 6.4                 | 8.4                            | 31.6         | 45.9         |
| 1 to 4 acres.....                       | 153.9                | 24.4                         | 9.5          | 1.0               | 3.6          | 15.2                      | .8         | 27.1          | 13.9               | 10.2                | 6.7                            | 10.4         | 19.2         |
| 5 to 9 acres.....                       | 21.2                 | 2.5                          | .5           | -                 | .3           | .3                        | .3         | 4.0           | 1.7                | 1.1                 | .3                             | .8           | 1.2          |
| 10 acres or more.....                   | 23.2                 | 2.7                          | -            | .6                | 1.7          | .6                        | -          | 8.5           | .3                 | 2.3                 | .2                             | .9           | .3           |
| Don't know.....                         | 71.2                 | 4.8                          | 6.9          | 4                 | 3.4          | 30.3                      | .2         | 15.0          | 4.7                | 5.5                 | 22.0                           | 14.7         | 10.1         |
| Not reported.....                       | 13.1                 | 1.6                          | .9           | -                 | -            | 1.4                       | -          | 1.3           | 2.2                | .3                  | 3.3                            | 2.7          | 2.1          |
| <b>Median</b> .....                     | <b>.78</b>           | <b>.78</b>                   | <b>.99</b>   | <b>.71</b>        | <b>.80</b>   | <b>.54</b>                | <b>-</b>   | <b>.81</b>    | <b>.73</b>         | <b>.94</b>          | <b>.42</b>                     | <b>.49</b>   | <b>.73</b>   |
| <b>Persons Per Room</b>                 |                      |                              |              |                   |              |                           |            |               |                    |                     |                                |              |              |
| 0.50 or less.....                       | 505.9                | 67.3                         | 15.4         | 6.6               | 12.1         | 72.2                      | 4.5        | 107.3         | 45.2               | 28.5                | 53.0                           | 90.7         | 81.5         |
| 0.51 to 1.00.....                       | 179.2                | 22.6                         | 12.6         | 1.7               | 4.5          | 34.6                      | 2.2        | 11.7          | 17.0               | 6.2                 | 16.2                           | 22.1         | 25.8         |
| 1.01 to 1.50.....                       | 5.6                  | 1.0                          | -            | -                 | .7           | 1.8                       | -          | 1.1           | -                  | 1.8                 | 1.0                            | 1.2          | .3           |
| 1.51 or more.....                       | .3                   | -                            | -            | -                 | -            | -                         | -          | -             | -                  | .3                  | -                              | .3           | -            |
| <b>Square Feet Per Person</b>           |                      |                              |              |                   |              |                           |            |               |                    |                     |                                |              |              |
| Single detached and mobile homes.....   | 648.0                | 87.3                         | 28.0         | 8.0               | 15.7         | 101.1                     | 6.1        | 113.4         | 55.9               | 34.6                | 61.2                           | 103.0        | 98.7         |
| Less than 200.....                      | 5.8                  | .2                           | 1.7          | -                 | .3           | .9                        | .3         | 1.5           | .6                 | 1.9                 | .3                             | 1.3          | .6           |
| 200 to 299.....                         | 27.6                 | 1.4                          | 3.1          | .2                | 2.0          | 9.1                       | .3         | 3.1           | 1.6                | 1.9                 | 4.9                            | 4.1          | 3.0          |
| 300 to 399.....                         | 49.4                 | 4.9                          | 5.9          | 1.1               | 1.3          | 10.8                      | .8         | 5.4           | 3.2                | 1.7                 | 3.4                            | 6.2          | 6.1          |
| 400 to 499.....                         | 62.3                 | 7.6                          | 2.5          | 1.0               | 1.0          | 9.8                       | .7         | 5.4           | 5.2                | 1.6                 | 5.4                            | 7.2          | 7.2          |
| 500 to 599.....                         | 60.1                 | 9.5                          | 1.2          | .3                | 1.8          | 12.1                      | 1.1        | 7.8           | 4.9                | 2.4                 | 1.7                            | 10.2         | 11.7         |
| 600 to 699.....                         | 63.3                 | 9.1                          | .9           | -                 | .9           | 7.7                       | .8         | 8.5           | 6.0                | 1.8                 | 2.9                            | 8.3          | 10.7         |
| 700 to 799.....                         | 52.8                 | 6.7                          | 3.7          | .6                | 1.1          | 6.9                       | .6         | 9.2           | 3.2                | 1.3                 | 5.6                            | 7.7          | 8.7          |
| 800 to 899.....                         | 45.1                 | 7.8                          | .5           | .3                | .6           | 2.4                       | -          | 8.1           | 2.4                | 1.8                 | 1.1                            | 7.3          | 9.2          |
| 900 to 999.....                         | 39.6                 | 6.4                          | 1.3          | 1.0               | 1.2          | 5.6                       | .3         | 9.7           | 4.8                | 3.1                 | 3.3                            | 7.0          | 5.3          |
| 1,000 to 1,499.....                     | 105.2                | 18.1                         | .9           | 2.0               | 1.8          | 10.9                      | .8         | 22.0          | 11.4               | 7.3                 | 7.9                            | 21.8         | 14.3         |
| 1,500 or more.....                      | 87.1                 | 13.0                         | 1.5          | .6                | .8           | 10.4                      | -          | 19.2          | 8.0                | 5.8                 | 11.0                           | 14.9         | 15.0         |
| Not reported.....                       | 49.7                 | 2.6                          | 4.9          | .9                | 2.6          | 14.4                      | .6         | 13.5          | 4.5                | 4.2                 | 13.7                           | 6.9          | 6.8          |
| <b>Median</b> .....                     | <b>758</b>           | <b>838</b>                   | <b>435</b>   | <b>900</b>        | <b>602</b>   | <b>609</b>                | <b>-</b>   | <b>910</b>    | <b>839</b>         | <b>932</b>          | <b>792</b>                     | <b>841</b>   | <b>775</b>   |

<sup>1</sup>See back cover for details.

Table 3-4. Selected Equipment and Plumbing - Owner Occupied Units

(Numbers in thousands. For meaning of symbols, see text.)

| Characteristics   | Housing unit characteristics |                        |              |                   |             | Household characteristics |            |               |                    |                     | Selected subareas <sup>1</sup> |              |              |
|---|------------------------------|------------------------|--------------|-------------------|-------------|---------------------------|------------|---------------|--------------------|---------------------|--------------------------------|--------------|--------------|
|   | Total occupied units         | New construction 4 yrs | Mobile homes | Physical problems |             | Black                     | Hispanic   | Elderly (65+) | Moved in past year | Below poverty level | Area one                       | Area two     | Area three   |
|   |                              |                        |              | Severe            | Moderate    |                           |            |               |                    |                     |                                |              |              |
| <b>Total</b> .....  | <b>691.1</b>                 | <b>91.0</b>            | <b>28.0</b>  | <b>8.2</b>        | <b>17.3</b> | <b>108.6</b>              | <b>6.8</b> | <b>120.1</b>  | <b>62.1</b>        | <b>38.6</b>         | <b>70.2</b>                    | <b>114.4</b> | <b>107.6</b> |
| <b>Equipment<sup>2</sup></b>                                    |                              |                        |              |                   |             |                           |            |               |                    |                     |                                |              |              |
| Lacking complete kitchen facilities.....                        | .3                           | -                      | -            | -                 | .3          | .3                        | -          | -             | .3                 | -                   | -                              | .3           | -            |
| With complete kitchen (sink, refrigerator and burners).....     | 690.8                        | 91.0                   | 28.0         | 8.2               | 16.9        | 108.3                     | 6.8        | 120.1         | 61.8               | 38.6                | 70.2                           | 114.0        | 107.6        |
| Kitchen sink.....   | 677.7                        | 90.7                   | 28.0         | 8.2               | 16.7        | 106.7                     | 6.5        | 117.4         | 60.7               | 38.0                | 69.9                           | 110.2        | 102.3        |
| Refrigerator.....   | 690.8                        | 91.0                   | 28.0         | 8.2               | 16.9        | 108.3                     | 6.8        | 120.1         | 61.8               | 38.6                | 70.2                           | 114.0        | 107.6        |
| Less than 5 years old.....                                      | 264.1                        | 67.7                   | 10.4         | 3.6               | 5.2         | 42.6                      | 3.0        | 34.1          | 41.9               | 10.3                | 22.3                           | 43.7         | 39.7         |
| Age not reported.....   | 5.9                          | .3                     | .6           | -                 | -           | 1.2                       | -          | 1.0           | .3                 | .6                  | -                              | 1.6          | 1.4          |
| Burners and oven.....   | 690.6                        | 91.0                   | 28.0         | 8.2               | 17.3        | 108.6                     | 6.8        | 120.1         | 62.1               | 38.6                | 70.2                           | 114.4        | 107.6        |
| Less than 5 years old.....                                      | 234.4                        | 87.0                   | 5.3          | 2.8               | 5.9         | 44.4                      | 3.1        | 28.7          | 40.4               | 10.8                | 19.8                           | 41.0         | 26.9         |
| Age not reported.....   | 7.3                          | .8                     | .5           | -                 | .3          | .7                        | .3         | 1.2           | .9                 | 1.0                 | .2                             | 1.1          | 1.7          |
| Burners only.....   | .4                           | -                      | -            | -                 | -           | -                         | -          | -             | -                  | -                   | -                              | -            | -            |
| Less than 5 years old.....                                      | -                            | -                      | -            | -                 | -           | -                         | -          | -             | -                  | -                   | -                              | -            | -            |
| Age not reported.....   | -                            | -                      | -            | -                 | -           | -                         | -          | -             | -                  | -                   | -                              | -            | -            |
| Oven only.....  | -                            | -                      | -            | -                 | -           | -                         | -          | -             | -                  | -                   | -                              | -            | -            |
| Less than 5 years old.....                                      | -                            | -                      | -            | -                 | -           | -                         | -          | -             | -                  | -                   | -                              | -            | -            |
| Age not reported.....   | -                            | -                      | -            | -                 | -           | -                         | -          | -             | -                  | -                   | -                              | -            | -            |
| Neither burners nor oven.....                                   | -                            | -                      | -            | -                 | -           | -                         | -          | -             | -                  | -                   | -                              | -            | -            |
| Dishwasher.....   | 537.2                        | 88.4                   | 5.5          | 6.1               | 5.4         | 61.1                      | 5.8        | 69.0          | 53.6               | 14.7                | 38.3                           | 96.4         | 92.9         |
| Less than 5 years old.....                                      | 223.3                        | 83.4                   | 3.4          | 2.5               | 2.1         | 27.0                      | 2.9        | 20.6          | 35.8               | 4.4                 | 8.8                            | 39.3         | 33.4         |
| Age not reported.....   | 6.9                          | .5                     | -            | .7                | -           | .7                        | -          | 1.0           | .3                 | .2                  | .2                             | .8           | 1.9          |
| Washing machine.....  | 684.5                        | 88.5                   | 24.5         | 8.2               | 18.0        | 97.8                      | 6.8        | 112.4         | 58.9               | 31.4                | 63.9                           | 108.4        | 104.6        |
| Less than 5 years old.....                                      | 251.0                        | 53.8                   | 9.8          | 1.9               | 5.3         | 36.5                      | 3.1        | 31.8          | 30.4               | 10.9                | 19.3                           | 38.7         | 37.0         |
| Age not reported.....   | 6.5                          | .5                     | -            | .2                | -           | 1.5                       | -          | 2.8           | .6                 | 1.3                 | 1.9                            | .7           | 1.5          |
| Clothes dryer.....  | 648.5                        | 88.8                   | 25.4         | 7.0               | 13.2        | 89.8                      | 6.2        | 102.8         | 56.7               | 28.1                | 57.4                           | 105.7        | 104.0        |
| Less than 5 years old.....                                      | 231.8                        | 52.8                   | 10.3         | 1.6               | 5.2         | 31.4                      | 2.9        | 27.3          | 30.2               | 10.3                | 14.6                           | 37.3         | 33.2         |
| Age not reported.....   | 6.5                          | .5                     | .9           | .3                | -           | .5                        | -          | 1.8           | .8                 | .9                  | .9                             | 1.4          | 1.7          |
| Disposal in kitchen sink.....                                   | 282.3                        | 51.5                   | 2.0          | 2.9               | 2.7         | 32.8                      | 3.2        | 34.5          | 29.1               | 6.5                 | 25.3                           | 67.5         | 61.5         |
| Less than 5 years old.....                                      | 128.8                        | 49.6                   | .7           | 1.1               | 1.6         | 16.2                      | 1.4        | 15.4          | 19.6               | 2.3                 | 9.4                            | 28.2         | 27.0         |
| Age not reported.....   | 5.2                          | 1.1                    | .9           | -                 | .2          | .2                        | -          | -             | 1.0                | .2                  | .2                             | .6           | 1.6          |
| <b>Air conditioning:</b>  |                              |                        |              |                   |             |                           |            |               |                    |                     |                                |              |              |
| Central.....  | 538.3                        | 88.3                   | 11.8         | 6.3               | 3.8         | 62.7                      | 4.5        | 69.8          | 55.8               | 14.1                | 38.6                           | 91.4         | 89.9         |
| 1 room unit.....  | 49.7                         | 1.3                    | 5.9          | -                 | 4.9         | 15.0                      | .3         | 15.5          | 2.1                | 6.5                 | 10.6                           | 7.2          | 6.5          |
| 2 room units.....   | 37.0                         | -                      | 5.8          | .3                | 1.1         | 8.1                       | .8         | 9.5           | 2.0                | 3.5                 | 8.0                            | 5.3          | 5.5          |
| 3 room units or more.....                                       | 16.7                         | -                      | 1.7          | .4                | .9          | 3.5                       | .5         | 5.0           | -                  | 1.0                 | 2.7                            | 3.5          | 1.8          |
| <b>Main Heating Equipment</b>                                   |                              |                        |              |                   |             |                           |            |               |                    |                     |                                |              |              |
| Warm-air furnace.....   | 565.0                        | 74.5                   | 24.3         | 6.4               | 5.9         | 89.0                      | 5.1        | 85.9          | 55.7               | 21.8                | 53.2                           | 104.9        | 95.0         |
| Steam or hot water system.....                                  | 2.2                          | .2                     | -            | -                 | -           | -                         | -          | .9            | -                  | -                   | .4                             | .3           | .7           |
| Electric heat pump.....   | 49.1                         | 12.5                   | .5           | .9                | -           | 2.0                       | .8         | 5.1           | 5.0                | .6                  | 1.0                            | 4.3          | 3.4          |
| Built-in electric units.....                                    | 9.3                          | .6                     | -            | -                 | -           | .7                        | .3         | 1.9           | -                  | .8                  | .4                             | .2           | 1.0          |
| Floor, wall, or other built-in hot air units without ducts..... | 18.7                         | -                      | -            | .4                | -           | 9.2                       | -          | 8.7           | -                  | 2.4                 | 10.8                           | 2.6          | 1.2          |
| Room heaters with flue.....                                     | 17.1                         | .2                     | 1.3          | -                 | .3          | 3.3                       | .8         | 9.6           | .3                 | 4.9                 | 1.6                            | 1.0          | 2.8          |
| Room heaters without flue.....                                  | 11.2                         | .3                     | .4           | .2                | 11.0        | 4.2                       | -          | 6.2           | -                  | 4.1                 | 2.8                            | .5           | .3           |
| Portable electric heaters.....                                  | 1.5                          | -                      | -            | -                 | -           | .3                        | -          | .3            | .3                 | .6                  | -                              | -            | .3           |
| Stoves.....   | 8.2                          | .8                     | 1.5          | -                 | -           | -                         | -          | .6            | .5                 | .7                  | -                              | -            | .9           |
| Fireplaces with inserts.....                                    | 3.2                          | .5                     | -            | -                 | -           | -                         | -          | -             | -                  | -                   | -                              | .4           | -            |
| Fireplaces without inserts.....                                 | 3.7                          | 1.1                    | -            | -                 | -           | -                         | -          | .6            | .3                 | .3                  | -                              | .2           | 1.1          |
| Other.....  | 1.6                          | .3                     | -            | -                 | -           | -                         | -          | -             | -                  | -                   | -                              | -            | .7           |
| None.....   | .3                           | -                      | -            | .3                | -           | -                         | -          | .3            | -                  | .3                  | -                              | -            | -            |
| <b>Other Heating Equipment</b>                                  |                              |                        |              |                   |             |                           |            |               |                    |                     |                                |              |              |
| With other heating equipment <sup>2</sup> .....                 | 297.3                        | 47.1                   | 4.2          | 3.6               | 3.7         | 32.7                      | 3.0        | 38.7          | 27.8               | 11.9                | 12.4                           | 45.8         | 57.1         |
| Warm-air furnace.....   | 7.3                          | 2.1                    | 1.0          | .3                | -           | -                         | -          | .3            | .8                 | -                   | -                              | .4           | .5           |
| Steam or hot water system.....                                  | -                            | -                      | -            | -                 | -           | -                         | -          | -             | -                  | -                   | -                              | -            | -            |
| Electric heat pump.....   | 1.7                          | .3                     | -            | .4                | -           | -                         | -          | -             | -                  | -                   | -                              | -            | .4           |
| Built-in electric units.....                                    | 5.8                          | .3                     | -            | -                 | -           | 1.0                       | -          | 1.1           | .3                 | 1.1                 | .7                             | 1.4          | -            |
| Floor, wall, or other built-in hot-air units without ducts..... | 4.0                          | -                      | .4           | -                 | .7          | .7                        | -          | .9            | -                  | .3                  | -                              | 1.8          | .7           |
| Room heaters with flue.....                                     | 5.3                          | -                      | .8           | -                 | -           | .8                        | -          | .8            | -                  | -                   | .3                             | 1.0          | 1.2          |
| Room heaters without flue.....                                  | 12.5                         | .7                     | 1.0          | .3                | -           | 2.4                       | -          | 2.3           | .2                 | 2.2                 | .3                             | 1.6          | 1.9          |
| Portable electric heaters.....                                  | 28.1                         | 1.8                    | -            | .3                | 1.3         | 5.7                       | .6         | 5.2           | .3                 | 1.0                 | 3.0                            | 5.2          | 5.9          |
| Stoves.....   | 20.0                         | .8                     | .5           | .7                | .2          | 1.6                       | .2         | 2.8           | 1.9                | 1.4                 | .3                             | 1.4          | 2.9          |
| Fireplaces with inserts.....                                    | 42.6                         | 7.5                    | 1.0          | .8                | .3          | 3.3                       | .3         | 6.9           | 2.6                | .4                  | .9                             | 2.9          | 8.2          |
| Fireplaces with no inserts.....                                 | 189.2                        | 35.9                   | -            | 1.4               | 1.1         | 17.5                      | 2.3        | 21.5          | 21.4               | 6.5                 | 5.7                            | 32.7         | 41.2         |
| Other.....  | 5.6                          | .3                     | -            | .3                | .5          | .9                        | -          | .6            | .3                 | -                   | 1.3                            | .4           | .9           |
| <b>Plumbing</b>   |                              |                        |              |                   |             |                           |            |               |                    |                     |                                |              |              |
| With all plumbing facilities.....                               | 683.4                        | 89.9                   | 27.5         | .5                | 17.3        | 108.2                     | 6.8        | 118.4         | 60.7               | 35.8                | 69.7                           | 113.6        | 105.8        |
| Lacking some plumbing facilities.....                           | .2                           | -                      | -            | .2                | -           | -                         | -          | .2            | -                  | .2                  | -                              | -            | -            |
| No hot piped water.....   | -                            | -                      | -            | -                 | -           | -                         | -          | -             | -                  | -                   | -                              | -            | -            |
| No bathtub nor shower.....                                      | .2                           | -                      | -            | .2                | -           | -                         | -          | .2            | -                  | .2                  | -                              | -            | -            |
| No flush toilet.....  | -                            | -                      | -            | -                 | -           | -                         | -          | -             | -                  | -                   | -                              | -            | -            |
| No plumbing facilities for exclusive use.....                   | 7.5                          | 1.0                    | .6           | 7.5               | -           | .4                        | -          | 1.5           | 1.4                | .6                  | .4                             | .8           | 1.8          |
| <b>Source of Water</b>  |                              |                        |              |                   |             |                           |            |               |                    |                     |                                |              |              |
| Public system or private company.....                           | 627.2                        | 85.9                   | 20.2         | 6.8               | 14.8        | 106.8                     | 6.2        | 105.9         | 59.7               | 30.0                | 70.2                           | 113.8        | 106.3        |
| Well serving 1 to 5 units.....                                  | 63.5                         | 5.1                    | 7.8          | 1.5               | 2.5         | 1.8                       | .5         | 14.2          | 2.5                | 6.6                 | -                              | .6           | 1.3          |
| Drilled.....  | 44.7                         | 3.8                    | 4.9          | 1.5               | .9          | 1.5                       | .5         | 9.0           | 2.1                | 4.3                 | -                              | -            | .7           |
| Dug.....  | 15.7                         | 1.1                    | 2.9          | -                 | 1.2         | -                         | -          | 4.3           | .3                 | 2.0                 | -                              | .3           | .3           |
| Not reported.....   | 3.1                          | .3                     | -            | -                 | .4          | .3                        | -          | .9            | -                  | .3                  | -                              | .3           | .3           |
| Other.....  | .3                           | -                      | -            | -                 | -           | -                         | -          | -             | -                  | -                   | -                              | -            | -            |
| <b>Means of Sewage Disposal</b>                                 |                              |                        |              |                   |             |                           |            |               |                    |                     |                                |              |              |
| Public sewer.....   | 426.2                        | 55.1                   | 11.4         | 3.6               | 10.0        | 96.7                      | 4.9        | 73.1          | 42.7               | 19.3                | 65.8                           | 104.7        | 85.0         |
| Septic tank, cesspool, chemical toilet.....                     | 264.9                        | 35.8                   | 16.6         | 4.7               | 7.3         | 11.9                      | 1.9        | 47.0          | 19.4               | 17.3                | 4.3                            | 9.7          | 22.5         |
| Other.....  | -                            | -                      | -            | -                 | -           | -                         | -          | -             | -                  | -                   | -                              | -            | -            |

<sup>1</sup>See back cover for details.<sup>2</sup>Figures may not add to total because more than one category may apply to a unit.

Table 3-5. Fuels - Owner Occupied Units

[Numbers in thousands. For meaning of symbols, see text.]

| Characteristics                             | Total occupied units | Housing unit characteristics |              |                   |             | Household characteristics |            |               |                    |                     | Selected subareas <sup>1</sup> |              |              |
|---|----------------------|------------------------------|--------------|-------------------|-------------|---------------------------|------------|---------------|--------------------|---------------------|--------------------------------|--------------|--------------|
|   |                      | New construction 4 yrs       | Mobile homes | Physical problems |             | Black                     | Hispanic   | Elderly (65+) | Moved in past year | Below poverty level | Area one                       | Area two     | Area three   |
|   |                      |                              |              | Severe            | Moderate    |                           |            |               |                    |                     |                                |              |              |
| <b>Total</b> .....                          | <b>691.1</b>         | <b>91.0</b>                  | <b>28.0</b>  | <b>8.2</b>        | <b>17.3</b> | <b>108.6</b>              | <b>6.8</b> | <b>120.1</b>  | <b>62.1</b>        | <b>36.6</b>         | <b>70.2</b>                    | <b>114.4</b> | <b>107.6</b> |
| <b>Main House Heating Fuel</b>              |                      |                              |              |                   |             |                           |            |               |                    |                     |                                |              |              |
| Housing units with heating fuel.....        | 690.8                | 91.0                         | 28.0         | 7.9               | 17.3        | 108.6                     | 6.8        | 119.8         | 62.1               | 36.3                | 70.2                           | 114.4        | 107.6        |
| Electricity.....                            | 98.4                 | 16.2                         | 4.3          | 1.6               | .3          | 12.3                      | 1.8        | 14.3          | 10.2               | 5.7                 | 4.1                            | 12.0         | 9.8          |
| Piped gas.....                              | 538.4                | 69.3                         | 13.9         | 6.4               | 12.8        | 93.3                      | 4.7        | 93.9          | 48.6               | 24.7                | 65.7                           | 100.9        | 93.0         |
| Bottled gas.....                            | 31.9                 | 2.9                          | 7.0          | -                 | 3.4         | 1.8                       | .3         | 9.1           | 1.9                | 3.7                 | -                              | .3           | 1.4          |
| Fuel oil.....                               | 3.5                  | -                            | -            | -                 | -           | .8                        | -          | 1.0           | .2                 | .3                  | .3                             | .3           | .3           |
| Kerosene or other liquid fuel.....          | 2.5                  | -                            | .8           | -                 | .7          | .3                        | -          | .3            | -                  | .3                  | -                              | .3           | -            |
| Coal or coke.....                           | -                    | -                            | -            | -                 | -           | -                         | -          | -             | -                  | -                   | -                              | -            | -            |
| Wood.....                                   | 17.3                 | 2.7                          | 2.0          | -                 | -           | -                         | -          | 1.2           | .8                 | 1.5                 | -                              | .6           | 2.7          |
| Solar energy.....                           | -                    | -                            | -            | -                 | -           | -                         | -          | -             | -                  | -                   | -                              | -            | -            |
| Other.....                                  | .8                   | -                            | -            | -                 | -           | -                         | -          | -             | .5                 | -                   | -                              | -            | .3           |
| <b>Other House Heating Fuels</b>            |                      |                              |              |                   |             |                           |            |               |                    |                     |                                |              |              |
| With other heating fuels <sup>2</sup> ..... | 144.4                | 20.7                         | 4.7          | 2.9               | 1.9         | 20.6                      | .5         | 16.7          | 13.1               | 4.7                 | 6.5                            | 23.7         | 24.4         |
| Electricity.....                            | 28.4                 | 1.3                          | 1.3          | .7                | 1.1         | 4.8                       | .3         | 4.3           | .2                 | 1.7                 | 3.2                            | 5.7          | 4.5          |
| Piped gas.....                              | 5.8                  | .8                           | -            | -                 | .3          | .9                        | -          | .9            | .3                 | .3                  | .3                             | 1.2          | 1.8          |
| Bottled gas.....                            | 4.1                  | 1.1                          | 1.1          | .3                | -           | -                         | -          | -             | .5                 | -                   | -                              | -            | -            |
| Fuel oil.....                               | -                    | -                            | -            | -                 | -           | -                         | -          | -             | -                  | -                   | -                              | -            | -            |
| Kerosene or other liquid fuel.....          | 6.3                  | .7                           | 1.3          | .3                | -           | 1.2                       | -          | -             | 1.3                | .5                  | .6                             | .6           | .7           |
| Coal or coke.....                           | -                    | -                            | -            | -                 | -           | -                         | -          | -             | -                  | -                   | -                              | -            | -            |
| Wood.....                                   | 106.3                | 17.5                         | 1.5          | 2.3               | .5          | 14.6                      | .2         | 12.4          | 10.8               | 2.5                 | 2.8                            | 17.7         | 17.7         |
| Solar energy.....                           | .8                   | -                            | -            | -                 | -           | -                         | -          | .3            | -                  | -                   | -                              | -            | .3           |
| Other.....                                  | .7                   | -                            | -            | -                 | -           | -                         | -          | -             | -                  | -                   | -                              | -            | .3           |
| Not reported.....                           | 6.0                  | .8                           | -            | -                 | -           | .2                        | -          | .6            | .5                 | .2                  | -                              | -            | 2.3          |
| <b>Cooking Fuel</b>                         |                      |                              |              |                   |             |                           |            |               |                    |                     |                                |              |              |
| With cooking fuel.....                      | 691.1                | 91.0                         | 28.0         | 8.2               | 17.3        | 108.6                     | 6.8        | 120.1         | 62.1               | 36.6                | 70.2                           | 114.4        | 107.6        |
| Electricity.....                            | 418.1                | 54.4                         | 8.3          | 4.8               | 9.9         | 43.0                      | 3.0        | 69.5          | 33.0               | 18.9                | 23.0                           | 68.8         | 66.9         |
| Piped gas.....                              | 255.2                | 34.6                         | 13.3         | 3.1               | 6.2         | 64.6                      | 3.5        | 47.1          | 27.3               | 15.9                | 47.2                           | 45.6         | 39.9         |
| Bottled gas.....                            | 19.6                 | 2.1                          | 8.4          | .3                | 1.2         | 1.0                       | .3         | 3.5           | 1.7                | 1.8                 | -                              | -            | .8           |
| Fuel oil.....                               | .2                   | -                            | -            | -                 | -           | -                         | -          | -             | -                  | -                   | -                              | -            | -            |
| Kerosene or other liquid fuel.....          | -                    | -                            | -            | -                 | -           | -                         | -          | -             | -                  | -                   | -                              | -            | -            |
| Coal or coke.....                           | -                    | -                            | -            | -                 | -           | -                         | -          | -             | -                  | -                   | -                              | -            | -            |
| Wood.....                                   | -                    | -                            | -            | -                 | -           | -                         | -          | -             | -                  | -                   | -                              | -            | -            |
| Solar energy.....                           | -                    | -                            | -            | -                 | -           | -                         | -          | -             | -                  | -                   | -                              | -            | -            |
| Other.....                                  | -                    | -                            | -            | -                 | -           | -                         | -          | -             | -                  | -                   | -                              | -            | -            |
| <b>Water Heating Fuel</b>                   |                      |                              |              |                   |             |                           |            |               |                    |                     |                                |              |              |
| With hot piped water.....                   | 691.1                | 91.0                         | 28.0         | 8.2               | 17.3        | 108.6                     | 6.8        | 120.1         | 62.1               | 36.6                | 70.2                           | 114.4        | 107.6        |
| Electricity.....                            | 146.4                | 14.8                         | 21.3         | 2.1               | 3.7         | 13.2                      | 1.3        | 26.5          | 13.6               | 10.0                | 5.6                            | 12.0         | 13.5         |
| Piped gas.....                              | 525.0                | 73.1                         | 4.3          | 5.9               | 12.1        | 94.6                      | 5.1        | 87.9          | 47.1               | 25.4                | 64.6                           | 102.1        | 93.6         |
| Bottled gas.....                            | 18.9                 | 3.1                          | 2.4          | .3                | 1.5         | .9                        | .3         | 3.7           | 1.4                | 1.2                 | -                              | -            | .5           |
| Fuel oil.....                               | .3                   | -                            | -            | -                 | -           | -                         | -          | -             | -                  | -                   | -                              | -            | -            |
| Kerosene or other liquid fuel.....          | -                    | -                            | -            | -                 | -           | -                         | -          | -             | -                  | -                   | -                              | -            | -            |
| Coal or coke.....                           | -                    | -                            | -            | -                 | -           | -                         | -          | -             | -                  | -                   | -                              | -            | -            |
| Wood.....                                   | -                    | -                            | -            | -                 | -           | -                         | -          | -             | -                  | -                   | -                              | -            | -            |
| Solar energy.....                           | .5                   | -                            | -            | -                 | -           | -                         | -          | -             | -                  | -                   | -                              | .3           | -            |
| Other.....                                  | -                    | -                            | -            | -                 | -           | -                         | -          | -             | -                  | -                   | -                              | -            | -            |
| <b>Central Air Conditioning Fuel</b>        |                      |                              |              |                   |             |                           |            |               |                    |                     |                                |              |              |
| With central air conditioning.....          | 538.3                | 88.3                         | 11.8         | 6.3               | 3.8         | 62.7                      | 4.5        | 69.8          | 55.8               | 14.1                | 36.6                           | 91.4         | 89.9         |
| Electricity.....                            | 514.3                | 84.6                         | 11.8         | 5.9               | 3.8         | 59.2                      | 3.7        | 65.2          | 52.7               | 13.4                | 33.5                           | 84.5         | 85.1         |
| Piped gas.....                              | 23.7                 | 3.6                          | -            | .4                | -           | 3.5                       | .8         | 4.6           | 3.1                | .7                  | 3.0                            | 6.9          | 4.4          |
| Other.....                                  | .3                   | -                            | -            | -                 | -           | -                         | -          | -             | -                  | -                   | -                              | -            | .3           |
| <b>Clothes Dryer Fuel</b>                   |                      |                              |              |                   |             |                           |            |               |                    |                     |                                |              |              |
| With clothes dryer.....                     | 648.5                | 88.8                         | 25.4         | 7.0               | 13.2        | 89.8                      | 6.2        | 102.8         | 56.7               | 28.1                | 57.4                           | 105.7        | 104.0        |
| Electricity.....                            | 558.1                | 78.5                         | 22.0         | 6.0               | 11.0        | 74.8                      | 4.8        | 85.3          | 49.8               | 23.5                | 48.3                           | 83.6         | 85.9         |
| Piped gas.....                              | 87.5                 | 9.8                          | 2.3          | .7                | 2.2         | 14.9                      | 1.4        | 17.3          | 6.5                | 4.6                 | 9.1                            | 22.1         | 18.1         |
| Other.....                                  | 4.9                  | .5                           | 1.1          | .3                | -           | -                         | -          | .2            | .8                 | -                   | -                              | -            | -            |
| <b>Units Using Each Fuel<sup>2</sup></b>    |                      |                              |              |                   |             |                           |            |               |                    |                     |                                |              |              |
| Electricity.....                            | 691.1                | 91.0                         | 28.0         | 8.2               | 17.3        | 108.6                     | 6.8        | 120.1         | 62.1               | 36.6                | 70.2                           | 114.4        | 107.6        |
| All-electric units.....                     | 63.1                 | 9.8                          | 3.4          | .6                | -           | 5.9                       | 1.1        | 9.7           | 5.3                | 2.8                 | 1.4                            | 4.3          | 4.5          |
| Piped gas.....                              | 581.3                | 77.5                         | 15.3         | 6.7               | 13.8        | 101.3                     | 5.4        | 98.7          | 53.7               | 28.5                | 69.0                           | 110.0        | 101.3        |
| Bottled gas.....                            | 43.8                 | 4.2                          | 9.4          | .6                | 3.4         | 1.9                       | .3         | 10.6          | 2.7                | 4.4                 | -                              | .3           | 1.4          |
| Fuel oil.....                               | 8.0                  | .2                           | .5           | .3                | .4          | 1.2                       | .3         | 1.4           | .7                 | .3                  | .6                             | .6           | .7           |
| Kerosene or other liquid fuel.....          | 6.9                  | .7                           | 2.1          | .3                | .7          | 1.5                       | -          | .3            | 1.5                | .9                  | .6                             | .6           | .7           |
| Coal or coke.....                           | -                    | -                            | -            | -                 | -           | -                         | -          | -             | -                  | -                   | -                              | -            | -            |
| Wood.....                                   | 123.6                | 20.2                         | 3.5          | 2.3               | .5          | 14.6                      | .2         | 13.6          | 11.6               | 4.0                 | 2.8                            | 18.3         | 20.4         |
| Solar energy.....                           | 1.1                  | -                            | -            | -                 | -           | -                         | -          | .3            | -                  | -                   | -                              | .3           | .3           |
| Other.....                                  | 1.1                  | -                            | -            | -                 | -           | -                         | -          | -             | .5                 | -                   | -                              | -            | .3           |

<sup>1</sup>See back cover for details.

<sup>2</sup>Figures may not add to total because more than one category may apply to a unit.

Table 3-6. Failures in Equipment - Owner Occupied Units

[Numbers in thousands. For meaning of symbols, see text.]

| Characteristics  | Total occupied units | Housing unit characteristics |              |                   |             | Household characteristics |            |               |                    |                     | Selected subareas <sup>1</sup> |              |              |
|--|----------------------|------------------------------|--------------|-------------------|-------------|---------------------------|------------|---------------|--------------------|---------------------|--------------------------------|--------------|--------------|
|  |                      | New construction 4 yrs       | Mobile homes | Physical problems |             | Black                     | Hispanic   | Elderly (65+) | Moved in past year | Below poverty level | Area one                       | Area two     | Area three   |
|  |                      |                              |              | Severe            | Moderate    |                           |            |               |                    |                     |                                |              |              |
| <b>Total</b> .....   | <b>691.1</b>         | <b>91.0</b>                  | <b>28.0</b>  | <b>8.2</b>        | <b>17.3</b> | <b>108.6</b>              | <b>6.8</b> | <b>120.1</b>  | <b>62.1</b>        | <b>36.6</b>         | <b>70.2</b>                    | <b>114.4</b> | <b>107.6</b> |
| <b>Water Supply Stoppage</b>   |                      |                              |              |                   |             |                           |            |               |                    |                     |                                |              |              |
| With hot and cold piped water.....                                     | 691.1                | 91.0                         | 28.0         | 8.2               | 17.3        | 108.6                     | 6.8        | 120.1         | 62.1               | 36.6                | 70.2                           | 114.4        | 107.6        |
| No stoppage in last 3 months.....                                      | 659.7                | 87.6                         | 26.1         | 6.8               | 15.7        | 106.4                     | 6.5        | 114.8         | 59.1               | 33.8                | 68.3                           | 109.0        | 102.2        |
| With stoppage in last 3 months.....                                    | 16.0                 | 1.8                          | .6           | .8                | 1.3         | 1.3                       | .3         | 2.9           | 1.5                | .2                  | 1.0                            | 4.1          | 1.6          |
| No stoppage lasting 6 hours or more.....                               | 7.3                  | .5                           | .6           | .3                | .7          | .2                        | .3         | 1.3           | .3                 | -                   | -                              | 1.8          | .7           |
| 1 time lasting 6 hours or more.....                                    | 5.6                  | .8                           | -            | -                 | .6          | .2                        | -          | .9            | .5                 | -                   | .5                             | 1.1          | .6           |
| 2 times.....   | .8                   | -                            | -            | -                 | -           | -                         | -          | -             | .5                 | -                   | -                              | -            | -            |
| 3 times.....   | -                    | -                            | -            | -                 | -           | -                         | -          | -             | -                  | -                   | -                              | -            | -            |
| 4 times or more.....   | .5                   | .2                           | -            | .2                | -           | .2                        | -          | -             | -                  | .2                  | .2                             | -            | -            |
| Number of times not reported.....                                      | 1.9                  | .3                           | -            | .3                | -           | .6                        | -          | .7            | .3                 | -                   | .3                             | 1.3          | .3           |
| Stoppage not reported.....   | 15.3                 | 1.6                          | 1.4          | .6                | .3          | 1.0                       | -          | 2.4           | 1.5                | 2.6                 | .8                             | 1.2          | 3.8          |
| <b>Flush Toilet Breakdowns</b>   |                      |                              |              |                   |             |                           |            |               |                    |                     |                                |              |              |
| With one or more flush toilets.....                                    | 691.1                | 91.0                         | 28.0         | 8.2               | 17.3        | 108.6                     | 6.8        | 120.1         | 62.1               | 36.6                | 70.2                           | 114.4        | 107.6        |
| With at least one working toilet at all times in last 3 months.....    | 659.9                | 88.3                         | 27.1         | 7.3               | 15.5        | 102.5                     | 6.5        | 114.9         | 58.4               | 34.2                | 65.2                           | 109.3        | 100.0        |
| None working some time in last 3 months.....                           | 24.0                 | 2.2                          | .9           | .9                | 1.8         | 4.9                       | .3         | 4.2           | 2.6                | 1.7                 | 3.8                            | 4.4          | 5.3          |
| No breakdowns lasting 6 hours or more.....                             | 7.1                  | .8                           | -            | -                 | .2          | .8                        | .3         | .6            | .5                 | .6                  | .3                             | 1.0          | 1.8          |
| 1 time lasting 6 hours or more.....                                    | 11.8                 | 1.4                          | .9           | .9                | 1.0         | 2.9                       | -          | 1.9           | 1.8                | .5                  | 1.8                            | 3.4          | 2.1          |
| 2 times.....   | 1.9                  | -                            | -            | -                 | -           | -                         | -          | .5            | .3                 | .3                  | .2                             | -            | .5           |
| 3 times.....   | -                    | -                            | -            | -                 | -           | -                         | -          | -             | -                  | -                   | -                              | -            | -            |
| 4 times or more.....   | .6                   | -                            | -            | -                 | .6          | .3                        | -          | -             | -                  | -                   | .3                             | -            | .3           |
| Number of times not reported.....                                      | 2.7                  | -                            | -            | -                 | .8          | .8                        | -          | 1.2           | -                  | .2                  | 1.2                            | -            | .6           |
| Breakdowns not reported.....   | 7.2                  | .5                           | -            | -                 | -           | 1.2                       | -          | .9            | 1.2                | .7                  | 1.1                            | .6           | 2.3          |
| <b>Sewage Disposal Breakdowns</b>                                      |                      |                              |              |                   |             |                           |            |               |                    |                     |                                |              |              |
| With public sewer.....   | 426.2                | 55.1                         | 11.4         | 3.6               | 10.0        | 96.7                      | 4.8        | 73.1          | 42.7               | 19.3                | 65.8                           | 104.7        | 85.0         |
| No breakdowns in last 3 months.....                                    | 421.9                | 55.1                         | 11.4         | 3.6               | 10.0        | 96.1                      | 4.9        | 72.1          | 42.7               | 19.3                | 64.8                           | 103.3        | 84.2         |
| With breakdowns in last 3 months.....                                  | 4.3                  | -                            | -            | -                 | -           | .6                        | -          | 1.0           | -                  | -                   | 1.1                            | 1.3          | .9           |
| No breakdowns lasting 6 hours or more.....                             | .6                   | -                            | -            | -                 | -           | .3                        | -          | .3            | -                  | -                   | .3                             | -            | .3           |
| 1 time lasting 6 hours or more.....                                    | 3.7                  | -                            | -            | -                 | -           | .3                        | -          | .7            | -                  | -                   | .8                             | 1.3          | .6           |
| 2 times.....   | -                    | -                            | -            | -                 | -           | -                         | -          | -             | -                  | -                   | -                              | -            | -            |
| 3 times.....   | -                    | -                            | -            | -                 | -           | -                         | -          | -             | -                  | -                   | -                              | -            | -            |
| 4 times or more.....   | -                    | -                            | -            | -                 | -           | -                         | -          | -             | -                  | -                   | -                              | -            | -            |
| With septic tank or cesspool.....                                      | 264.9                | 35.8                         | 16.6         | 4.7               | 7.3         | 11.9                      | 1.9        | 47.0          | 19.4               | 17.3                | 4.3                            | 9.7          | 22.5         |
| No breakdowns in last 3 months.....                                    | 260.2                | 35.6                         | 16.6         | 4.7               | 6.9         | 11.9                      | 1.9        | 46.3          | 18.2               | 16.7                | 4.3                            | 9.2          | 21.3         |
| With breakdowns in last 3 months.....                                  | 4.7                  | .3                           | -            | .3                | -           | -                         | -          | .7            | .2                 | .6                  | .5                             | .5           | 1.2          |
| No breakdowns lasting 6 hours or more.....                             | .8                   | .3                           | -            | -                 | -           | -                         | -          | -             | -                  | -                   | -                              | .3           | -            |
| 1 time lasting 6 hours or more.....                                    | 3.2                  | -                            | -            | -                 | .3          | -                         | -          | .7            | -                  | .3                  | -                              | .2           | .9           |
| 2 times.....   | -                    | -                            | -            | -                 | -           | -                         | -          | -             | -                  | -                   | -                              | -            | -            |
| 3 times.....   | -                    | -                            | -            | -                 | -           | -                         | -          | -             | -                  | -                   | -                              | -            | -            |
| 4 times or more.....   | .8                   | -                            | -            | -                 | -           | -                         | -          | -             | .2                 | .2                  | -                              | -            | .3           |
| <b>Heating Problems</b>  |                      |                              |              |                   |             |                           |            |               |                    |                     |                                |              |              |
| With heating equipment and occupied last winter.....                   | 665.8                | 81.6                         | 24.7         | 7.0               | 17.0        | 105.6                     | 6.3        | 118.5         | 39.5               | 36.3                | 68.6                           | 109.9        | 103.4        |
| Not uncomfortably cold for 24 hours or more last winter.....           | 646.3                | 81.1                         | 24.7         | 6.5               | 16.4        | 100.4                     | 6.3        | 115.2         | 38.1               | 32.8                | 64.9                           | 107.4        | 98.6         |
| Uncomfortably cold for 24 hours or more last winter <sup>2</sup> ..... | 15.0                 | .5                           | -            | .5                | .6          | 4.5                       | -          | 1.6           | 1.5                | 2.8                 | 3.0                            | 2.1          | 3.7          |
| Equipment breakdowns.....  | 5.3                  | .3                           | -            | .5                | -           | 2.1                       | -          | .3            | .3                 | .6                  | 1.2                            | .9           | 1.1          |
| No breakdowns lasting 6 hours or more.....                             | .6                   | -                            | -            | -                 | -           | -                         | -          | -             | -                  | .2                  | -                              | -            | -            |
| 1 time lasting 6 hours or more.....                                    | 3.5                  | .3                           | -            | -                 | -           | 1.6                       | -          | -             | -                  | .3                  | .7                             | .6           | .8           |
| 2 times.....   | .3                   | -                            | -            | -                 | -           | -                         | -          | -             | -                  | -                   | -                              | -            | .3           |
| 3 times.....   | .5                   | -                            | -            | .5                | -           | .2                        | -          | .3            | -                  | .2                  | .2                             | .3           | -            |
| 4 times or more.....   | -                    | -                            | -            | -                 | -           | -                         | -          | -             | -                  | -                   | -                              | -            | -            |
| Number of times not reported.....                                      | .3                   | -                            | -            | -                 | -           | .3                        | -          | -             | .3                 | -                   | .3                             | -            | -            |
| Other causes.....  | 9.6                  | .2                           | -            | -                 | .6          | 2.5                       | -          | 1.0           | 1.5                | 1.8                 | 2.2                            | 1.2          | 2.1          |
| Utility interruption.....  | 2.6                  | -                            | -            | -                 | -           | .3                        | -          | .3            | -                  | .3                  | -                              | .3           | 1.0          |
| Inadequate heating capacity.....                                       | 2.8                  | -                            | -            | .3                | -           | 1.6                       | -          | .8            | -                  | .6                  | 1.6                            | .6           | -            |
| Inadequate insulation.....   | 1.6                  | -                            | -            | -                 | -           | -                         | -          | -             | .5                 | .6                  | -                              | -            | .3           |
| Other.....   | 1.7                  | .2                           | -            | -                 | -           | .3                        | -          | .3            | .3                 | .3                  | .3                             | .3           | .6           |
| Not reported.....  | .9                   | -                            | -            | .3                | -           | .3                        | -          | -             | .6                 | -                   | .3                             | .3           | .3           |
| Reason for discomfort not reported.....                                | .7                   | -                            | -            | -                 | -           | .2                        | -          | .2            | -                  | -                   | .2                             | -            | .5           |
| Discomfort not reported.....   | 4.5                  | -                            | -            | -                 | -           | .6                        | -          | 1.8           | -                  | .9                  | .8                             | .4           | 1.1          |
| <b>Electric Fuses and Circuit Breakers</b>                             |                      |                              |              |                   |             |                           |            |               |                    |                     |                                |              |              |
| With electrical wiring.....  | 691.1                | 91.0                         | 28.0         | 8.2               | 17.3        | 108.6                     | 6.8        | 120.1         | 62.1               | 36.6                | 70.2                           | 114.4        | 107.6        |
| No fuses or breakers blown in last 3 mo.....                           | 614.9                | 81.8                         | 26.0         | 7.3               | 12.6        | 94.7                      | 5.9        | 110.5         | 53.7               | 33.0                | 59.8                           | 95.2         | 94.9         |
| With fuses or breakers blown in last 3 mo.....                         | 68.5                 | 8.9                          | 2.1          | 1.0               | 3.8         | 12.4                      | .8         | 7.6           | 7.9                | 2.8                 | 9.0                            | 17.8         | 10.2         |
| 1 time.....  | 40.0                 | 5.5                          | 1.1          | .3                | 1.0         | 6.2                       | .3         | 5.8           | 5.1                | 2.2                 | 5.7                            | 9.5          | 6.5          |
| 2 times.....   | 13.1                 | 1.3                          | .4           | .7                | 1.6         | 2.9                       | .3         | 1.0           | .5                 | -                   | 1.9                            | 4.1          | 1.3          |
| 3 times.....   | 4.7                  | .3                           | -            | -                 | .5          | 1.1                       | -          | -             | .5                 | -                   | .6                             | 1.0          | 1.2          |
| 4 times or more.....   | 6.0                  | .8                           | .6           | -                 | .7          | 1.2                       | -          | .4            | 1.1                | .4                  | .9                             | 1.4          | 1.2          |
| Number of times not reported.....                                      | 4.7                  | 1.0                          | -            | -                 | -           | .9                        | .3         | .7            | .8                 | .3                  | -                              | 1.7          | 1.2          |
| Problem not reported or don't know.....                                | 7.8                  | .3                           | -            | -                 | .8          | 1.5                       | -          | 2.0           | .5                 | .8                  | 1.3                            | 1.4          | 2.5          |

<sup>1</sup>See back cover for details.

<sup>2</sup>Other causes and equipment breakdowns may not add to total as both may be reported.

Table 3-7. Additional Indicators of Housing Quality - Owner Occupied Units

[Numbers in thousands. For meaning of symbols, see text.]

| Characteristics   | Total occupied units | Housing unit characteristics |              |                   |             | Household characteristics |            |               |                    |                     | Selected subareas <sup>1</sup> |              |              |
|---|----------------------|------------------------------|--------------|-------------------|-------------|---------------------------|------------|---------------|--------------------|---------------------|--------------------------------|--------------|--------------|
|   |                      | New construction 4 yrs       | Mobile homes | Physical problems |             | Black                     | Hispanic   | Elderly (65+) | Moved in past year | Below poverty level | Area one                       | Area two     | Area three   |
|   |                      |                              |              | Severe            | Moderate    |                           |            |               |                    |                     |                                |              |              |
| <b>Total</b> .....  | <b>691.1</b>         | <b>91.0</b>                  | <b>28.0</b>  | <b>8.2</b>        | <b>17.3</b> | <b>108.6</b>              | <b>6.8</b> | <b>120.1</b>  | <b>62.1</b>        | <b>36.6</b>         | <b>70.2</b>                    | <b>114.4</b> | <b>107.6</b> |
| <b>Selected Amenities<sup>2</sup></b>                     |                      |                              |              |                   |             |                           |            |               |                    |                     |                                |              |              |
| Porch, deck, balcony, or patio.....                       | 637.8                | 88.3                         | 24.0         | 7.0               | 16.4        | 95.9                      | 5.4        | 105.7         | 60.6               | 32.1                | 61.5                           | 106.2        | 99.2         |
| Not reported.....   | 6                    | -                            | -            | -                 | -           | -                         | -          | -             | -                  | -                   | -                              | -            | -            |
| Telephone available.....                                  | 674.2                | 88.3                         | 25.7         | 7.7               | 16.8        | 105.0                     | 6.2        | 117.0         | 59.9               | 35.0                | 67.3                           | 111.6        | 107.0        |
| Usable fireplace.....                                     | 448.4                | 80.5                         | 1.6          | 5.8               | 5.7         | 44.7                      | 3.2        | 61.0          | 42.5               | 13.5                | 29.5                           | 77.5         | 78.6         |
| Separate dining room.....                                 | 452.9                | 70.3                         | 7.8          | 5.3               | 7.0         | 66.1                      | 4.6        | 69.1          | 45.1               | 19.3                | 46.5                           | 83.3         | 71.6         |
| With 2 or more living rooms or recreation rooms, etc..... | 365.2                | 48.3                         | 3.6          | 3.6               | 7.5         | 56.2                      | 2.1        | 59.9          | 31.1               | 13.0                | 32.2                           | 76.3         | 59.7         |
| Garage or carport included with home.....                 | 520.9                | 81.7                         | 2.4          | 5.5               | 7.2         | 72.4                      | 5.1        | 83.0          | 46.2               | 19.9                | 41.6                           | 89.1         | 84.7         |
| Not included.....   | 168.8                | 8.5                          | 25.6         | 2.8               | 10.0        | 36.2                      | 1.7        | 38.8          | 15.9               | 16.7                | 28.5                           | 24.7         | 22.6         |
| Offstreet parking included.....                           | 154.6                | 7.7                          | 23.4         | 2.5               | 9.1         | 33.6                      | 1.4        | 31.7          | 15.7               | 15.1                | 24.7                           | 24.4         | 19.7         |
| Offstreet parking not reported.....                       | .9                   | .2                           | -            | -                 | -           | -                         | -          | -             | .2                 | -                   | -                              | -            | .3           |
| Garage or carport not reported.....                       | 1.3                  | .7                           | -            | -                 | -           | -                         | -          | .3            | -                  | -                   | -                              | .6           | .2           |
| <b>Cars and Trucks Available</b>                          |                      |                              |              |                   |             |                           |            |               |                    |                     |                                |              |              |
| No cars, trucks, or vans.....                             | 18.1                 | -                            | 1.9          | .5                | 2.6         | 7.6                       | .3         | 10.6          | .6                 | 6.2                 | 6.4                            | 2.8          | .6           |
| Other households without cars.....                        | 26.4                 | 3.4                          | .5           | .6                | .7          | 1.8                       | 1.0        | 2.4           | 3.3                | 1.3                 | 1.6                            | 3.4          | 2.4          |
| 1 car with or without trucks or vans.....                 | 302.9                | 39.3                         | 20.2         | 3.5               | 7.3         | 45.5                      | 2.0        | 64.3          | 27.3               | 19.6                | 34.0                           | 42.4         | 46.8         |
| 2 cars.....   | 263.8                | 40.8                         | 5.4          | 2.6               | 4.4         | 40.7                      | 2.9        | 36.3          | 26.8               | 7.1                 | 23.4                           | 52.5         | 41.6         |
| 3 or more cars.....                                       | 79.8                 | 7.5                          | -            | 1.0               | 2.3         | 13.3                      | .5         | 6.5           | 4.2                | 2.4                 | 4.7                            | 13.2         | 16.1         |
| With cars, no trucks or vans.....                         | 368.4                | 53.0                         | 12.4         | 5.0               | 8.5         | 72.1                      | 3.2        | 74.6          | 38.7               | 19.7                | 47.2                           | 77.4         | 64.1         |
| 1 truck or van with or without cars.....                  | 240.3                | 32.2                         | 11.1         | 2.2               | 5.5         | 24.1                      | 2.2        | 30.1          | 19.4               | 9.6                 | 12.3                           | 26.3         | 35.5         |
| 2 or more trucks or vans.....                             | 64.2                 | 5.7                          | 2.6          | .5                | .7          | 4.8                       | 1.1        | 4.8           | 3.3                | 1.2                 | 4.2                            | 7.9          | 7.4          |
| <b>Selected Deficiencies<sup>2</sup></b>                  |                      |                              |              |                   |             |                           |            |               |                    |                     |                                |              |              |
| Signs of rats in last 3 months.....                       | 23.4                 | 1.4                          | 1.7          | .6                | 3.8         | 6.1                       | -          | 3.1           | 1.0                | 1.4                 | 6.1                            | 2.8          | 5.0          |
| Holes in floors.....                                      | 4.0                  | .3                           | -            | -                 | 1.7         | 1.2                       | -          | 1.0           | .3                 | .9                  | 1.8                            | .3           | .5           |
| Open cracks or holes (interior).....                      | 15.6                 | -                            | -            | .2                | 6.0         | 5.0                       | -          | 3.3           | .5                 | .9                  | 3.9                            | 2.6          | 2.4          |
| Broken plaster or peeling paint (interior).....           | 11.9                 | .2                           | -            | .2                | 5.4         | 4.5                       | .2         | 2.3           | .9                 | 1.8                 | 4.3                            | 2.1          | 1.6          |
| No electrical wiring.....                                 | -                    | -                            | -            | -                 | -           | -                         | -          | -             | -                  | -                   | -                              | -            | -            |
| Exposed wiring.....                                       | 11.6                 | .8                           | .4           | .2                | .7          | 2.4                       | -          | 2.5           | .5                 | 1.8                 | .4                             | 3.8          | 2.1          |
| Rooms without electric outlets.....                       | 7.8                  | .8                           | -            | -                 | .7          | 1.0                       | .3         | 1.3           | 1.0                | .8                  | 1.2                            | 1.2          | 2.0          |
| <b>Water Leakage During Last 12 Months</b>                |                      |                              |              |                   |             |                           |            |               |                    |                     |                                |              |              |
| No leakage from inside structure.....                     | 620.8                | 83.7                         | 23.8         | 6.4               | 13.6        | 94.8                      | 6.5        | 111.5         | 55.1               | 33.6                | 64.4                           | 98.0         | 91.7         |
| With leakage from inside structure <sup>2</sup> .....     | 68.1                 | 7.0                          | 3.3          | 1.9               | 3.6         | 13.6                      | .2         | 8.3           | 7.0                | 2.5                 | 5.8                            | 16.4         | 13.6         |
| Fixtures backed up or overflowed.....                     | 25.5                 | 3.4                          | 1.3          | .3                | .9          | 7.2                       | -          | 2.7           | 3.8                | 1.3                 | 2.4                            | 7.1          | 6.6          |
| Pipes leaked.....   | 28.1                 | 2.9                          | 1.5          | .9                | 2.7         | 4.9                       | .2         | 3.4           | 2.8                | .8                  | 2.0                            | 6.8          | 5.4          |
| Other or unknown (includes not reported).....             | 12.9                 | .7                           | .6           | .6                | -           | 1.4                       | -          | 2.3           | .8                 | -                   | 1.4                            | 2.5          | 1.7          |
| Interior leakage not reported.....                        | 4.2                  | .2                           | .9           | -                 | -           | .3                        | -          | .3            | -                  | .5                  | -                              | -            | 2.2          |
| No leakage from outside structure.....                    | 563.7                | 72.5                         | 26.0         | 5.6               | 12.6        | 88.6                      | 5.3        | 107.1         | 51.0               | 31.2                | 57.3                           | 89.4         | 86.1         |
| With leakage from outside structure <sup>2</sup> .....    | 123.2                | 18.3                         | 2.0          | 2.6               | 4.7         | 18.9                      | 1.5        | 12.4          | 10.9               | 4.9                 | 12.8                           | 24.4         | 19.0         |
| Roof.....   | 60.8                 | 9.4                          | 2.0          | 1.3               | 1.5         | 9.1                       | .6         | 7.1           | 4.5                | 3.6                 | 7.0                            | 10.6         | 9.4          |
| Basement.....   | 33.2                 | 4.0                          | -            | 1.0               | 1.9         | 5.0                       | .7         | 2.5           | 2.8                | 1.0                 | 3.0                            | 7.9          | 5.0          |
| Walls, closed windows, or doors.....                      | 18.2                 | 4.4                          | .6           | -                 | .6          | 3.1                       | .2         | 2.1           | 2.2                | .3                  | 1.2                            | 4.2          | 3.2          |
| Other or unknown (includes not reported).....             | 16.3                 | 2.6                          | -            | .4                | 1.3         | 2.6                       | -          | 1.3           | 1.7                | .3                  | 1.9                            | 1.7          | 2.2          |
| Exterior leakage not reported.....                        | 4.2                  | .2                           | -            | -                 | -           | 1.1                       | -          | .7            | .3                 | .5                  | -                              | .6           | 2.5          |
| <b>Overall Opinion of Structure</b>                       |                      |                              |              |                   |             |                           |            |               |                    |                     |                                |              |              |
| 1 (worst).....  | 2.3                  | -                            | -            | -                 | 1.1         | .7                        | -          | .6            | -                  | -                   | 1.2                            | .2           | .3           |
| 2.....  | 1.1                  | -                            | -            | -                 | .2          | .2                        | -          | .6            | -                  | -                   | -                              | -            | -            |
| 3.....  | .8                   | -                            | .6           | -                 | -           | -                         | -          | -             | .6                 | -                   | -                              | -            | -            |
| 4.....  | 5.3                  | .3                           | -            | -                 | .3          | .5                        | .3         | 1.1           | -                  | .2                  | -                              | .6           | .5           |
| 5.....  | 28.8                 | 1.6                          | 2.8          | -                 | 3.4         | 5.8                       | 1.0        | 5.4           | 1.9                | 3.7                 | 4.7                            | 2.0          | 5.7          |
| 6.....  | 30.7                 | 2.6                          | 1.9          | -                 | 1.7         | 7.1                       | -          | 4.6           | 1.6                | 2.8                 | 3.0                            | 3.6          | 3.5          |
| 7.....  | 76.5                 | 6.8                          | 3.2          | 1.6               | 1.7         | 12.6                      | .2         | 11.5          | 5.2                | 2.9                 | 9.2                            | 14.7         | 8.9          |
| 8.....  | 168.7                | 20.4                         | 7.9          | 1.5               | 3.2         | 26.3                      | 1.1        | 27.8          | 15.8               | 9.3                 | 17.7                           | 28.5         | 26.2         |
| 9.....  | 117.0                | 18.7                         | 2.1          | 1.6               | 1.6         | 14.0                      | 1.3        | 15.0          | 11.9               | 4.3                 | 8.4                            | 23.3         | 22.0         |
| 10 (best).....  | 252.1                | 39.6                         | 8.8          | 3.2               | 3.6         | 40.8                      | 2.8        | 51.0          | 25.0               | 12.2                | 25.7                           | 40.5         | 38.7         |
| Not reported.....   | 8.1                  | 1.1                          | .9           | .3                | .3          | .8                        | -          | 2.6           | .2                 | 1.2                 | .3                             | .7           | 1.7          |
| <b>Selected Physical Problems</b>                         |                      |                              |              |                   |             |                           |            |               |                    |                     |                                |              |              |
| Severe physical problems <sup>2</sup> .....               | 8.2                  | 1.0                          | .6           | 8.2               | -           | .7                        | -          | 2.0           | 1.4                | 1.1                 | .7                             | 1.1          | 1.8          |
| Plumbing.....   | 7.7                  | 1.0                          | .6           | 7.7               | -           | .4                        | -          | 1.7           | 1.4                | .8                  | .4                             | .8           | 1.8          |
| Heating.....  | .5                   | -                            | -            | .5                | -           | .2                        | -          | .3            | -                  | .2                  | .2                             | .3           | -            |
| Electric.....   | -                    | -                            | -            | -                 | -           | -                         | -          | -             | -                  | -                   | -                              | -            | -            |
| Upkeep.....   | -                    | -                            | -            | -                 | -           | -                         | -          | -             | -                  | -                   | -                              | -            | -            |
| Hallways.....   | -                    | -                            | -            | -                 | -           | -                         | -          | -             | -                  | -                   | -                              | -            | -            |
| Moderate physical problems <sup>2</sup> .....             | 17.3                 | .3                           | .4           | -                 | 17.3        | 6.8                       | -          | 7.3           | .6                 | 3.9                 | 4.9                            | 1.8          | 1.9          |
| Plumbing.....   | .6                   | -                            | -            | -                 | .6          | .3                        | -          | -             | -                  | -                   | .3                             | .5           | .3           |
| Heating.....  | 11.0                 | .3                           | .4           | -                 | 11.0        | 4.2                       | -          | 6.0           | -                  | 3.9                 | 2.8                            | .9           | 1.3          |
| Upkeep.....   | 5.9                  | -                            | -            | -                 | 5.9         | 2.5                       | -          | 1.3           | .3                 | .5                  | 2.3                            | .9           | .3           |
| Hallways.....   | -                    | -                            | -            | -                 | -           | -                         | -          | -             | -                  | -                   | -                              | -            | -            |
| Kitchen.....  | .3                   | -                            | -            | -                 | .3          | .3                        | -          | -             | .3                 | -                   | -                              | .3           | -            |

<sup>1</sup>See back cover for details.

<sup>2</sup>Figures may not add to total because more than one category may apply to a unit.



Table 3-8. Neighborhood - Owner Occupied Units

[Numbers in thousands. For meaning of symbols, see text.]

| Characteristics  | Total occupied units | Housing unit characteristics |              |                   |             | Household characteristics |            |               |                    |                     | Selected subareas <sup>1</sup> |              |              |
|--|----------------------|------------------------------|--------------|-------------------|-------------|---------------------------|------------|---------------|--------------------|---------------------|--------------------------------|--------------|--------------|
|  |                      | New construction 4 yrs       | Mobile homes | Physical problems |             | Black                     | Hispanic   | Elderly (65+) | Moved in past year | Below poverty level | Area one                       | Area two     | Area three   |
|  |                      |                              |              | Severe            | Moderate    |                           |            |               |                    |                     |                                |              |              |
| <b>Total</b> .....   | <b>691.1</b>         | <b>91.0</b>                  | <b>28.0</b>  | <b>8.2</b>        | <b>17.3</b> | <b>108.6</b>              | <b>6.8</b> | <b>120.1</b>  | <b>62.1</b>        | <b>36.6</b>         | <b>70.2</b>                    | <b>114.4</b> | <b>107.6</b> |
| <b>Overall Opinion of Neighborhood</b>                     |                      |                              |              |                   |             |                           |            |               |                    |                     |                                |              |              |
| 1 (worst).....   | 3.9                  | -                            | 1.1          | .2                | .7          | 1.6                       | -          | .3            | -                  | .6                  | 1.2                            | .8           | .9           |
| 2.....   | 4.1                  | .3                           | -            | -                 | -           | .7                        | -          | .5            | .4                 | -                   | 1.1                            | 1.1          | .3           |
| 3.....   | 3.6                  | -                            | -            | -                 | .9          | 1.8                       | .3         | .3            | .6                 | .3                  | 1.8                            | .6           | .3           |
| 4.....   | 8.7                  | .3                           | -            | .3                | -           | .9                        | .6         | .9            | -                  | .9                  | .2                             | 2.0          | 1.6          |
| 5.....   | 38.4                 | 2.2                          | 3.9          | .3                | 1.5         | 6.1                       | .3         | 6.3           | 2.6                | 1.9                 | 4.5                            | 6.6          | 5.3          |
| 6.....   | 34.8                 | 3.8                          | .5           | -                 | 1.0         | 5.6                       | -          | 3.8           | 1.9                | .8                  | 3.2                            | 7.0          | 4.9          |
| 7.....   | 71.9                 | 7.0                          | 3.5          | .6                | 2.4         | 9.0                       | .5         | 9.8           | 4.9                | 3.8                 | 9.3                            | 12.1         | 8.8          |
| 8.....   | 163.6                | 16.9                         | 4.5          | 2.0               | 2.9         | 25.1                      | 1.5        | 28.5          | 12.0               | 11.0                | 17.8                           | 27.0         | 27.6         |
| 9.....   | 117.8                | 20.4                         | 2.3          | 1.6               | 1.6         | 19.7                      | 1.3        | 18.8          | 13.4               | 4.1                 | 8.8                            | 19.9         | 22.1         |
| 10 (best).....   | 227.4                | 37.8                         | 11.4         | 2.9               | 4.7         | 37.0                      | 2.3        | 46.6          | 25.4               | 11.5                | 21.6                           | 34.4         | 33.4         |
| No neighborhood.....                                       | 4.5                  | .8                           | -            | -                 | .6          | -                         | -          | 1.5           | -                  | -                   | -                              | -            | .2           |
| Not reported.....  | 12.8                 | 1.6                          | .9           | .3                | .9          | 1.1                       | -          | 2.9           | .9                 | 1.6                 | .7                             | .9           | 2.3          |
| <b>Neighborhood Conditions</b>                             |                      |                              |              |                   |             |                           |            |               |                    |                     |                                |              |              |
| With neighborhood.....                                     | 674.0                | 88.6                         | 27.1         | 7.9               | 15.7        | 107.5                     | 6.8        | 115.7         | 61.2               | 35.0                | 69.5                           | 113.4        | 105.1        |
| No problems.....   | 420.2                | 58.2                         | 20.4         | 4.2               | 9.4         | 64.0                      | 4.6        | 82.5          | 44.1               | 24.2                | 34.9                           | 69.5         | 65.1         |
| With problems <sup>2</sup> .....                           | 239.0                | 25.4                         | 6.7          | 3.7               | 6.4         | 42.4                      | 1.8        | 31.8          | 16.0               | 9.7                 | 34.6                           | 42.7         | 39.2         |
| Crime.....   | 32.6                 | 1.1                          | 1.0          | -                 | 1.2         | 8.7                       | .6         | 2.6           | 1.4                | 1.0                 | 12.7                           | 8.0          | 2.6          |
| Noise.....   | 31.8                 | 3.7                          | 2.7          | .6                | 1.3         | 5.6                       | .8         | 6.3           | 1.3                | 2.3                 | 2.8                            | 5.2          | 4.4          |
| Traffic.....   | 47.5                 | 3.0                          | 1.5          | .9                | 1.5         | 3.9                       | -          | 8.8           | 3.2                | 2.0                 | 4.0                            | 6.8          | 8.6          |
| Litter or housing deterioration.....                       | 31.7                 | 2.2                          | .5           | .9                | 1.0         | 6.6                       | -          | 5.8           | 1.4                | 1.3                 | 5.4                            | 7.8          | 5.5          |
| Poor city or county services.....                          | 15.3                 | 3.4                          | -            | -                 | -           | 4.9                       | -          | 2.0           | 1.3                | .3                  | 3.3                            | 2.7          | 2.2          |
| Undesirable commercial, institutional, industrial.....     | 11.4                 | 1.0                          | -            | .3                | .2          | 1.6                       | -          | 1.0           | -                  | -                   | 1.4                            | 2.3          | .8           |
| People.....  | 74.7                 | 4.0                          | 4.4          | 1.1               | 2.5         | 11.3                      | .7         | 6.9           | 4.9                | 4.7                 | 10.2                           | 13.5         | 14.5         |
| Other.....   | 49.6                 | 10.2                         | 1.8          | .7                | 1.1         | 8.9                       | .6         | 5.2           | 4.2                | 1.5                 | 4.1                            | 8.6          | 8.8          |
| Type of problem not reported.....                          | 10.6                 | 2.8                          | -            | -                 | .2          | 2.8                       | .3         | .7            | 1.0                | .3                  | 1.0                            | 1.4          | 2.2          |
| Presence of problems not reported.....                     | 14.8                 | 5.0                          | -            | -                 | -           | 1.1                       | .3         | 1.6           | 1.0                | 1.1                 | -                              | 1.2          | .7           |
| <b>Description of Area Within 300 Feet<sup>2</sup></b>     |                      |                              |              |                   |             |                           |            |               |                    |                     |                                |              |              |
| Single-family detached houses.....                         | 601.5                | 83.8                         | 10.3         | 3.8               | 15.6        | 104.8                     | 5.9        | 104.7         | 49.1               | 30.0                | 63.5                           | 106.8        | 96.4         |
| Only single-family detached.....                           | 33.0                 | 1.9                          | -            | -                 | 1.1         | 2.7                       | .2         | 9.2           | 1.3                | 4.3                 | 4.5                            | 2.8          | 2.5          |
| Single-family attached or 1 to 3 story multiunit.....      | 51.4                 | 5.2                          | -            | .6                | .9          | 6.7                       | .3         | 8.1           | 6.9                | 1.2                 | 9.9                            | 11.2         | 7.7          |
| 4 to 6 story multiunit.....                                | .3                   | -                            | -            | -                 | -           | -                         | -          | -             | -                  | -                   | -                              | -            | -            |
| 7 stories or more multiunit.....                           | 2.1                  | .3                           | -            | -                 | -           | -                         | -          | .6            | -                  | -                   | 2.1                            | -            | -            |
| Mobile homes.....  | 24.2                 | .6                           | 18.3         | -                 | 1.4         | .3                        | .3         | 2.9           | 4.4                | 1.8                 | -                              | -            | 3.3          |
| Residential parking lots.....                              | 30.7                 | 1.0                          | 1.4          | -                 | 2.8         | 6.7                       | .4         | 9.0           | 1.4                | 4.1                 | 11.8                           | 4.3          | 1.4          |
| Commercial, institutional, or industrial.....              | 32.8                 | 4.4                          | .9           | -                 | .6          | 3.3                       | .4         | 4.7           | 5.2                | 1.9                 | 4.5                            | 4.2          | 4.3          |
| Body of water.....   | 21.0                 | 4.0                          | 1.1          | -                 | -           | .7                        | .2         | 1.2           | 1.4                | .8                  | -                              | 1.4          | 2.8          |
| Open space, park, woods, farm, or ranch.....               | 215.5                | 38.9                         | 14.4         | 2.0               | 6.8         | 20.8                      | 1.8        | 35.8          | 25.0               | 15.6                | 11.8                           | 23.6         | 29.6         |
| 4+ lane highway, railroad, or airport.....                 | 24.7                 | 1.6                          | 2.0          | -                 | .4          | 4.9                       | .4         | 5.4           | 1.5                | 2.2                 | 7.1                            | 3.2          | 3.8          |
| Other.....   | 22.3                 | 5.5                          | -            | -                 | 1.4         | 2.7                       | -          | 3.1           | 3.2                | 1.2                 | 2.8                            | 2.2          | 2.6          |
| Not observed or not reported.....                          | 24.0                 | 5.5                          | -            | -                 | 1.4         | 2.7                       | -          | 3.4           | 3.2                | 1.2                 | 3.1                            | 2.2          | 2.9          |
| <b>Age of Other Residential Buildings Within 300 Feet</b>  |                      |                              |              |                   |             |                           |            |               |                    |                     |                                |              |              |
| Older.....   | 23.4                 | 8.5                          | 3.7          | -                 | .4          | 2.3                       | -          | 2.2           | 5.0                | 1.0                 | 3.7                            | 3.1          | .7           |
| About the same.....  | 548.6                | 76.0                         | 12.6         | 4.1               | 12.2        | 95.9                      | 5.4        | 87.7          | 49.4               | 22.1                | 57.5                           | 103.5        | 99.1         |
| Newer.....   | 26.5                 | .9                           | .6           | -                 | 2.3         | 1.6                       | -          | 11.1          | 1.0                | 4.3                 | .7                             | 1.9          | 4.2          |
| Very mixed.....  | 54.6                 | 2.6                          | 9.8          | .2                | 2.2         | 10.6                      | 1.1        | 9.9           | 3.3                | 4.2                 | 7.0                            | 8.5          | 3.1          |
| No other residential buildings.....                        | 31.7                 | 5.4                          | 1.7          | .4                | .5          | 2.1                       | .8         | 6.0           | 2.5                | 2.7                 | 2.0                            | .5           | .3           |
| Not reported.....  | 6.5                  | .8                           | -            | -                 | .4          | .4                        | -          | 2.1           | 1.1                | .7                  | .9                             | .6           | .7           |
| <b>Mobile Homes in Group</b>                               |                      |                              |              |                   |             |                           |            |               |                    |                     |                                |              |              |
| Mobile homes.....  | 28.5                 | 2.0                          | 28.5         | -                 | .6          | -                         | -          | 2.3           | 5.6                | 1.1                 | -                              | -            | 3.3          |
| 1 to 6.....  | 12.5                 | .9                           | 12.5         | -                 | .6          | -                         | -          | .6            | 1.8                | -                   | -                              | -            | -            |
| 7 to 20.....   | 1.1                  | 1.1                          | 1.1          | -                 | -           | -                         | -          | -             | 1.1                | -                   | -                              | -            | -            |
| 21 or more.....  | 14.9                 | -                            | 14.9         | -                 | -           | -                         | -          | 1.7           | 2.8                | 1.1                 | -                              | -            | 3.3          |
| <b>Other Buildings Vandalized or With Interior Exposed</b> |                      |                              |              |                   |             |                           |            |               |                    |                     |                                |              |              |
| None.....  | 649.0                | 87.0                         | 25.6         | 4.4               | 17.5        | 107.9                     | 6.7        | 111.0         | 58.1               | 32.7                | 68.1                           | 116.5        | 105.7        |
| 1 building.....  | 2.0                  | .6                           | -            | -                 | -           | 1.1                       | -          | -             | .7                 | -                   | .8                             | .3           | -            |
| More than 1 building.....                                  | 2.3                  | -                            | -            | -                 | -           | 1.2                       | -          | 1.2           | -                  | -                   | 1.6                            | -            | -            |
| No buildings within 300 feet.....                          | 29.1                 | 5.1                          | 1.7          | .4                | .5          | 1.7                       | .3         | 5.2           | 2.2                | 1.9                 | .8                             | .2           | .3           |
| Not reported.....  | 13.1                 | 1.5                          | 1.1          | -                 | -           | 1.1                       | -          | 1.5           | 1.2                | .2                  | .6                             | 1.1          | 2.1          |
| <b>Bars on Windows of Buildings</b>                        |                      |                              |              |                   |             |                           |            |               |                    |                     |                                |              |              |
| With other buildings within 300 feet.....                  | 653.3                | 87.6                         | 25.6         | 4.4               | 17.5        | 110.2                     | 7.0        | 112.2         | 58.8               | 32.7                | 70.5                           | 116.8        | 105.7        |
| No bars on windows.....                                    | 606.2                | 86.7                         | 24.5         | 4.4               | 14.7        | 80.3                      | 7.0        | 103.1         | 55.7               | 28.2                | 49.1                           | 103.2        | 103.5        |
| 1 building with bars.....                                  | 10.7                 | .3                           | -            | -                 | .8          | 6.8                       | -          | 3.5           | .7                 | -                   | 3.0                            | 4.6          | 1.1          |
| 2 or more buildings with bars.....                         | 29.5                 | .6                           | -            | -                 | 2.1         | 21.1                      | -          | 4.4           | 2.5                | 4.2                 | 17.2                           | 8.4          | 1.1          |
| Not reported.....  | 4.9                  | -                            | 1.1          | -                 | -           | 2.0                       | -          | 1.2           | -                  | .3                  | 1.2                            | .6           | -            |
| <b>Condition of Streets</b>                                |                      |                              |              |                   |             |                           |            |               |                    |                     |                                |              |              |
| No repairs needed.....                                     | 601.8                | 87.4                         | 18.4         | 4.2               | 13.6        | 98.9                      | 5.9        | 102.1         | 56.8               | 26.5                | 49.1                           | 113.9        | 96.7         |
| Minor repairs needed.....                                  | 68.4                 | 5.0                          | 8.6          | -                 | 4.3         | 12.5                      | .8         | 12.7          | 4.7                | 5.2                 | 21.1                           | 3.1          | 9.1          |
| Major repairs needed.....                                  | 6.7                  | 1.0                          | .6           | .2                | .4          | 1.1                       | .3         | 1.1           | .4                 | 2.0                 | -                              | -            | -            |
| No streets within 300 feet.....                            | 14.9                 | 1.0                          | .9           | .4                | -           | 1.2                       | .3         | 2.7           | .3                 | 1.0                 | 1.3                            | 1.1          | 1.5          |
| Not reported.....  | 3.5                  | -                            | -            | -                 | -           | -                         | -          | .5            | -                  | -                   | .4                             | -            | .7           |
| <b>Trash, Litter, or Junk on Streets or any Properties</b> |                      |                              |              |                   |             |                           |            |               |                    |                     |                                |              |              |
| None.....  | 599.5                | 87.4                         | 19.5         | 4.5               | 12.9        | 91.7                      | 6.6        | 99.6          | 52.8               | 25.8                | 54.6                           | 104.9        | 91.2         |
| Minor accumulation.....                                    | 86.6                 | 6.5                          | 6.4          | -                 | 4.6         | 20.4                      | .7         | 18.5          | 9.1                | 7.9                 | 16.4                           | 12.9         | 15.2         |
| Major accumulation.....                                    | 7.2                  | .3                           | 2.6          | .2                | .5          | .9                        | -          | .9            | .4                 | 1.2                 | .9                             | -            | .8           |
| Not reported.....  | 2.1                  | -                            | -            | -                 | -           | -                         | -          | -             | -                  | -                   | -                              | .3           | .7           |

<sup>1</sup>See back cover for details.<sup>2</sup>Figures may not add to total because more than one category may apply to a unit.

Table 3-9. Household Composition - Owner Occupied Units

(Numbers in thousands. For meaning of symbols, see text.)

| Characteristics                                      | Total occupied units | Housing unit characteristics |              |                   |             | Household characteristics |             |               |                    |                     | Selected subareas <sup>1</sup> |              |              |
|--|----------------------|------------------------------|--------------|-------------------|-------------|---------------------------|-------------|---------------|--------------------|---------------------|--------------------------------|--------------|--------------|
|  |                      | New construction 4 yrs       | Mobile homes | Physical problems |             | Black                     | Hispanic    | Elderly (65+) | Moved in past year | Below poverty level | Area one                       | Area two     | Area three   |
|  |                      |                              |              | Severe            | Moderate    |                           |             |               |                    |                     |                                |              |              |
| <b>Population in housing units</b> .....             | <b>1 907.6</b>       | <b>266.0</b>                 | <b>68.1</b>  | <b>20.4</b>       | <b>47.4</b> | <b>325.6</b>              | <b>20.9</b> | <b>240.8</b>  | <b>167.0</b>       | <b>68.2</b>         | <b>169.0</b>                   | <b>316.9</b> | <b>294.1</b> |
| <b>Total</b> .....                                   | <b>691.1</b>         | <b>91.0</b>                  | <b>28.0</b>  | <b>6.2</b>        | <b>17.3</b> | <b>106.6</b>              | <b>6.8</b>  | <b>120.1</b>  | <b>62.1</b>        | <b>36.6</b>         | <b>70.2</b>                    | <b>114.4</b> | <b>107.6</b> |
| <b>Persons</b>                                       |                      |                              |              |                   |             |                           |             |               |                    |                     |                                |              |              |
| 1 person.....  | 115.3                | 10.5                         | 7.5          | 1.6               | 3.5         | 17.1                      | .9          | 36.8          | 9.3                | 14.1                | 20.9                           | 19.8         | 17.7         |
| 2 persons.....                                       | 229.1                | 30.1                         | 7.2          | 3.6               | 5.5         | 31.5                      | 1.6         | 61.8          | 24.1               | 11.5                | 22.4                           | 41.3         | 36.1         |
| 3 persons.....                                       | 148.2                | 22.5                         | 8.4          | 1.2               | 4.8         | 22.7                      | 1.1         | 12.6          | 13.2               | 3.4                 | 12.8                           | 21.4         | 23.8         |
| 4 persons.....                                       | 130.7                | 15.9                         | 3.4          | 1.3               | 1.9         | 19.2                      | 2.2         | 5.1           | 8.7                | 3.2                 | 8.8                            | 16.9         | 20.6         |
| 5 persons.....                                       | 50.0                 | 6.6                          | 1.4          | .2                | .5          | 12.0                      | .6          | 2.6           | 5.4                | 1.9                 | 3.1                            | 6.4          | 6.9          |
| 6 persons.....                                       | 11.8                 | 2.8                          | -            | .2                | .4          | 3.5                       | .3          | .4            | 1.3                | 1.3                 | 1.1                            | 2.8          | 1.7          |
| 7 persons or more.....                               | 5.9                  | .5                           | -            | -                 | .7          | 2.7                       | -           | .8            | -                  | 1.3                 | 1.1                            | 1.8          | .8           |
| Median.....  | 2.5                  | 2.7                          | 2.4          | 2.2               | 2.4         | 2.8                       | -           | 1.9           | 2.4                | 1.9                 | 2.1                            | 2.4          | 2.5          |
| <b>Number of Single Children Under 18 Years Old</b>  |                      |                              |              |                   |             |                           |             |               |                    |                     |                                |              |              |
| None.....  | 415.8                | 44.0                         | 16.5         | 5.5               | 11.9        | 54.9                      | 3.0         | 114.2         | 34.6               | 27.0                | 50.0                           | 74.0         | 66.4         |
| 1.....   | 129.4                | 22.9                         | 6.3          | 1.2               | 1.6         | 29.4                      | 1.3         | 2.5           | 13.6               | 3.9                 | 10.8                           | 20.3         | 17.3         |
| 2.....   | 105.4                | 15.3                         | 4.7          | 1.0               | 2.8         | 15.9                      | 2.0         | 1.3           | 9.7                | 3.2                 | 6.6                            | 13.5         | 18.1         |
| 3.....   | 32.6                 | 7.1                          | .6           | .2                | .4          | 6.0                       | .3          | 1.3           | 3.6                | 1.0                 | 2.0                            | 5.0          | 4.6          |
| 4.....   | 5.7                  | 1.4                          | -            | -                 | -           | 1.5                       | .3          | .5            | .5                 | .6                  | .2                             | 1.0          | .6           |
| 5.....   | 1.6                  | .3                           | -            | .2                | .3          | 1.0                       | -           | -             | .6                 | .6                  | .3                             | .3           | .6           |
| 6 or more.....                                       | .6                   | -                            | -            | -                 | .3          | -                         | -           | .3            | -                  | .3                  | -                              | .3           | -            |
| Median.....  | .5                   | .6                           | .5           | .5                | .5          | .5                        | -           | .5            | .5                 | .5                  | .5                             | .5           | .5           |
| <b>Persons 65 Years Old and Over</b>                 |                      |                              |              |                   |             |                           |             |               |                    |                     |                                |              |              |
| None.....  | 552.1                | 65.2                         | 25.1         | 6.2               | 9.3         | 86.4                      | 6.3         | -             | 59.2               | 20.0                | 46.3                           | 93.6         | 86.9         |
| 1 person.....  | 86.1                 | 2.5                          | 2.4          | .7                | 4.9         | 15.7                      | .4          | 68.2          | 1.2                | 11.9                | 17.0                           | 13.4         | 11.4         |
| 2 persons or more.....                               | 52.9                 | 3.3                          | .8           | 1.3               | 3.1         | 6.5                       | -           | 51.9          | 1.7                | 4.7                 | 6.9                            | 7.3          | 9.3          |
| <b>Age of Householder</b>                            |                      |                              |              |                   |             |                           |             |               |                    |                     |                                |              |              |
| Under 25 years.....                                  | 9.1                  | 2.4                          | 1.4          | .3                | -           | 2.1                       | -           | -             | 2.7                | 1.3                 | 1.3                            | .9           | 1.0          |
| 25 to 29.....  | 43.0                 | 16.7                         | 2.6          | .6                | .9          | 3.9                       | 1.6         | -             | 15.7               | .2                  | 1.4                            | 7.2          | 6.8          |
| 30 to 34.....  | 81.9                 | 16.0                         | 4.4          | 1.2               | 1.5         | 11.2                      | 1.5         | -             | 13.4               | .9                  | 6.3                            | 11.5         | 13.8         |
| 35 to 44.....  | 194.2                | 29.8                         | 7.8          | 1.7               | 2.0         | 33.9                      | 1.1         | -             | 18.4               | 4.1                 | 13.9                           | 32.3         | 29.7         |
| 45 to 54.....  | 143.7                | 17.0                         | 3.7          | 1.5               | 2.8         | 23.7                      | 1.7         | -             | 7.3                | 6.9                 | 14.1                           | 26.4         | 24.0         |
| 55 to 64.....  | 99.0                 | 4.6                          | 6.2          | .9                | 2.7         | 15.0                      | .9          | -             | 2.8                | 8.1                 | 11.2                           | 18.7         | 14.5         |
| 65 to 74.....  | 82.6                 | 2.9                          | 1.5          | 1.2               | 4.1         | 12.3                      | -           | 82.6          | 1.5                | 8.3                 | 13.4                           | 12.8         | 12.9         |
| 75 years and over.....                               | 37.5                 | 1.6                          | .8           | .8                | 3.1         | 6.5                       | -           | 37.5          | .3                 | 6.6                 | 6.7                            | 4.6          | 4.9          |
| Median.....  | 46                   | 38                           | 42           | 47                | 60          | 46                        | -           | 72            | 35                 | 61                  | 54                             | 47           | 46           |
| <b>Household Composition by Age of Householder</b>   |                      |                              |              |                   |             |                           |             |               |                    |                     |                                |              |              |
| 2-or-more person households.....                     | 575.8                | 80.4                         | 20.5         | 6.7               | 13.8        | 91.5                      | 5.9         | 63.3          | 52.8               | 22.5                | 49.3                           | 94.6         | 89.9         |
| Married-couple families, no nonrelatives.....        | 457.3                | 70.9                         | 15.7         | 5.5               | 7.4         | 55.1                      | 5.5         | 63.8          | 43.8               | 13.4                | 28.2                           | 68.6         | 75.2         |
| Under 25 years.....                                  | 4.9                  | 1.8                          | -            | .3                | .2          | 2.2                       | 1.6         | -             | 1.7                | -                   | .9                             | .6           | .6           |
| 25 to 29 years.....                                  | 30.5                 | 12.0                         | .6           | .3                | .8          | 8.8                       | 1.3         | -             | 10.9               | .2                  | 3.5                            | 7.8          | 10.2         |
| 30 to 34 years.....                                  | 60.8                 | 13.1                         | 4.0          | 1.0               | 1.6         | 7.6                       | 1.3         | -             | 10.9               | .3                  | 6.4                            | 17.3         | 21.0         |
| 35 to 44 years.....                                  | 133.9                | 24.4                         | 5.9          | .6                | .9          | 18.3                      | 1.1         | -             | 12.0               | 1.5                 | 6.4                            | 26.6         | 28.7         |
| 45 to 64 years.....                                  | 163.4                | 15.8                         | 4.7          | 1.8               | 3.3         | 19.2                      | 1.5         | -             | 7.0                | 6.2                 | 10.1                           | 26.6         | 28.7         |
| 65 years and over.....                               | 63.8                 | 3.7                          | .6           | 1.8               | 2.2         | 6.9                       | -           | 63.8          | 1.4                | 5.1                 | 7.3                            | 11.1         | 10.6         |
| Other male householder.....                          | 49.1                 | 4.3                          | 2.4          | .6                | .7          | 8.3                       | -           | 7.5           | 4.4                | 1.2                 | 7.3                            | 8.9          | 8.1          |
| Under 45 years.....                                  | 25.2                 | 3.3                          | 1.9          | .3                | .7          | 3.3                       | -           | -             | 4.4                | .3                  | 2.5                            | 4.4          | 3.4          |
| 45 to 64 years.....                                  | 16.5                 | .7                           | -            | .3                | .7          | 3.3                       | -           | -             | -                  | .5                  | 2.8                            | 3.5          | 2.9          |
| 65 years and over.....                               | 7.5                  | .3                           | .6           | -                 | .5          | 2.3                       | -           | 7.5           | -                  | .4                  | 1.9                            | 1.1          | 1.7          |
| Other female householder.....                        | 69.4                 | 5.2                          | 2.4          | .5                | 5.7         | 28.2                      | .4          | 12.1          | 4.6                | 7.9                 | 13.9                           | 17.0         | 6.6          |
| Under 45 years.....                                  | 32.2                 | 3.6                          | 1.0          | .5                | 1.6         | 13.4                      | -           | -             | 3.2                | 2.7                 | 4.5                            | 9.1          | 3.9          |
| 45 to 64 years.....                                  | 25.0                 | 1.3                          | 1.0          | -                 | 1.6         | 11.0                      | .4          | -             | 1.3                | 3.8                 | 5.8                            | 7.3          | 1.9          |
| 65 years and over.....                               | 12.1                 | .3                           | .4           | -                 | 2.6         | 3.8                       | -           | 12.1          | -                  | 1.5                 | 3.6                            | 1.6          | .9           |
| 1-person households.....                             | 115.3                | 10.5                         | 7.5          | 1.6               | 3.5         | 17.1                      | .9          | 36.8          | 9.3                | 14.1                | 20.9                           | 19.8         | 17.7         |
| Male householder.....                                | 45.4                 | 5.6                          | 1.8          | .7                | 7.7         | 6.2                       | .6          | 7.7           | 5.1                | 3.0                 | 9.1                            | 7.6          | 7.2          |
| Under 45 years.....                                  | 22.6                 | 4.3                          | .9           | -                 | .7          | 2.4                       | -           | -             | 3.8                | 1.4                 | 2.3                            | 3.6          | 4.0          |
| 45 to 64 years.....                                  | 15.2                 | 1.1                          | .5           | -                 | -           | 3.3                       | .6          | -             | 1.3                | 1.3                 | 4.1                            | 3.3          | 2.3          |
| 65 years and over.....                               | 7.7                  | .3                           | .5           | -                 | .8          | 3.3                       | -           | 7.7           | -                  | .3                  | 2.6                            | .6           | .9           |
| Female householder.....                              | 69.9                 | 4.9                          | 5.6          | 1.8               | 2.8         | 10.9                      | .2          | 29.1          | 4.3                | 11.2                | 11.8                           | 12.2         | 10.5         |
| Under 45 years.....                                  | 18.1                 | 2.4                          | 2.0          | .9                | .3          | 3.7                       | .2          | -             | 3.4                | .3                  | 2.7                            | 4.8          | 4.0          |
| 45 to 64 years.....                                  | 22.7                 | 2.5                          | 3.7          | .3                | 4           | 1.9                       | -           | -             | .5                 | 3.2                 | 2.5                            | 4.5          | 2.8          |
| 65 years and over.....                               | 29.1                 | -                            | -            | .4                | 2.5         | 5.3                       | -           | 29.1          | .3                 | 7.7                 | 6.6                            | 2.9          | 3.7          |
| <b>Adults and Single Children Under 18 Years Old</b> |                      |                              |              |                   |             |                           |             |               |                    |                     |                                |              |              |
| Total household olds with children.....              | 275.3                | 47.0                         | 11.5         | 2.7               | 5.4         | 53.8                      | 3.8         | 5.9           | 27.5               | 9.6                 | 20.2                           | 40.3         | 41.1         |
| Married couples.....                                 | 224.5                | 42.1                         | 9.6          | 2.2               | 3.1         | 33.6                      | 3.4         | 3.9           | 23.3               | 4.3                 | 13.0                           | 28.9         | 34.9         |
| One child under 6 only.....                          | 35.5                 | 11.0                         | 1.4          | .9                | .2          | 4.9                       | .8          | -             | 5.6                | .3                  | 2.5                            | 4.2          | 5.0          |
| One under 6, one or more 6 to 17.....                | 36.1                 | 6.6                          | 2.4          | .3                | .3          | 6.1                       | .2          | .5            | 2.8                | .3                  | 1.8                            | 4.3          | 6.4          |
| Two or more under 6 only.....                        | 18.3                 | 4.4                          | -            | .2                | .3          | 1.4                       | .8          | .3            | 2.8                | -                   | .7                             | 2.2          | 4.3          |
| Two or more under 6, one or more 6 to 17.....        | 4.8                  | 1.8                          | -            | -                 | -           | .7                        | .6          | -             | .8                 | -                   | .2                             | .9           | .5           |
| One or more 6 to 17 only.....                        | 129.9                | 18.6                         | 5.7          | .7                | 2.4         | 20.7                      | 1.1         | 3.2           | 11.4               | 3.7                 | 7.8                            | 17.4         | 18.8         |
| Other households with two or more adults.....        | 30.7                 | 2.2                          | .5           | -                 | 1.3         | 12.9                      | .4          | 2.0           | 1.3                | 3.6                 | 4.7                            | 7.6          | 2.7          |
| One child under 6 only.....                          | 5.5                  | .5                           | .5           | -                 | .3          | 2.6                       | -           | .2            | .5                 | .6                  | .8                             | 1.5          | .6           |
| One under 6, one or more 6 to 17.....                | 3.7                  | -                            | -            | -                 | .3          | 2.0                       | -           | .3            | -                  | 1.3                 | 1.1                            | .5           | .3           |
| Two or more under 6 only.....                        | 2.1                  | -                            | -            | -                 | -           | 1.1                       | -           | -             | -                  | .3                  | .2                             | .5           | .3           |
| Two or more under 6, one or more 6 to 17.....        | .6                   | -                            | -            | -                 | .3          | .3                        | -           | .3            | -                  | .3                  | -                              | .6           | -            |
| One or more 6 to 17 only.....                        | 18.8                 | 1.7                          | -            | -                 | .3          | 6.9                       | .4          | 1.1           | .7                 | 1.1                 | 2.6                            | 4.4          | 1.6          |
| Households with one adult or none.....               | 20.1                 | 2.7                          | 1.4          | .5                | 1.0         | 7.3                       | -           | -             | 3.0                | 1.8                 | 2.4                            | 3.8          | 3.5          |
| One child under 6 only.....                          | 2.0                  | .5                           | -            | .3                | -           | .6                        | -           | -             | .3                 | -                   | .3                             | .5           | .3           |
| One under 6, one or more 6 to 17.....                | 1.2                  | .3                           | -            | -                 | -           | .6                        | -           | -             | .3                 | -                   | .6                             | .6           | .6           |
| Two or more under 6 only.....                        | .5                   | -                            | -            | -                 | -           | -                         | -           | -             | -                  | -                   | -                              | .2           | -            |
| Two or more under 6, one or more 6 to 17.....        | .2                   | -                            | -            | .2                | -           | .2                        | -           | -             | -                  | .2                  | .2                             | .2           | -            |
| One or more 6 to 17 only.....                        | 16.2                 | 1.9                          | 1.4          | -                 | 1.0         | 6.2                       | -           | -             | 2.4                | 1.5                 | 1.3                            | 3.0          | 2.6          |
| Total household olds with no children.....           | 415.8                | 44.0                         | 16.5         | 5.5               | 11.9        | 54.9                      | 3.0         | 114.2         | 34.6               | 27.0                | 50.0                           | 74.0         | 66.4         |
| Married couples.....                                 | 234.7                | 29.3                         | 6.1          | 3.4               | 4.3         | 21.4                      | 2.1         | 60.2          | 20.5               | 9.1                 | 15.2                           | 40.3         | 40.5         |
| Other households with two or more adults.....        | 65.7                 | 4.2                          | 2.9          | .6                | 4.1         | 16.3                      | -           | 17.3          | 4.8                | 3.8                 | 14.0                           | 14.0         | 8.3          |
| Households with one adult.....                       | 115.3                | 10.5                         | 7.5          | 1.6               | 3.5         | 17.1                      | .9          | 36.8          | 9.3                | 14.1                | 20.9                           | 19.8         | 17.7         |

Table 3-9. Household Composition - Owner Occupied Units—Con.

[Numbers in thousands. For meaning of symbols, see text.]

| Characteristics  | Total occupied units | Housing unit characteristics |              |                   |          | Household characteristics |          |               |                    |                     | Selected subareas <sup>1</sup> |          |            |
|--|----------------------|------------------------------|--------------|-------------------|----------|---------------------------|----------|---------------|--------------------|---------------------|--------------------------------|----------|------------|
|  |                      | New construction, 4 yrs      | Mobile homes | Physical problems |          | Black                     | Hispanic | Elderly (65+) | Moved in past year | Below poverty level | Area one                       | Area two | Area three |
|  |                      |                              |              | Severe            | Moderate |                           |          |               |                    |                     |                                |          |            |
| <b>Own Never Married Children Under 18 Years Old</b>     |                      |                              |              |                   |          |                           |          |               |                    |                     |                                |          |            |
| No own children under 18 years .....                     | 441.3                | 45.5                         | 18.3         | 5.5               | 13.6     | 66.6                      | 3.0      | 118.9         | 36.0               | 30.9                | 54.9                           | 80.2     | 68.4       |
| With own children under 18 years .....                   | 249.8                | 45.5                         | 9.8          | 2.7               | 3.6      | 42.0                      | 3.8      | 1.2           | 26.2               | 5.8                 | 15.3                           | 34.1     | 39.2       |
| Under 5 years only .....                                 | 54.7                 | 15.6                         | 1.9          | 1.4               | .5       | 5.9                       | 1.5      | .3            | 8.1                | .3                  | 3.6                            | 6.7      | 10.8       |
| 1 .....  | 35.0                 | 11.2                         | 1.9          | 1.2               | .2       | 4.3                       | .8       | —             | 6.6                | .3                  | 2.7                            | 4.3      | 6.2        |
| 2 .....  | 17.0                 | 3.4                          | —            | —                 | .3       | 1.1                       | .8       | —             | 1.8                | —                   | .6                             | 2.4      | 4.4        |
| 3 or more .....  | 2.8                  | 1.0                          | —            | .2                | —        | .5                        | —        | .3            | .7                 | —                   | .3                             | —        | .2         |
| 6 to 17 years only .....                                 | 155.0                | 22.6                         | 5.4          | .7                | 2.9      | 29.6                      | 1.5      | .9            | 13.5               | 4.7                 | 9.1                            | 22.6     | 22.4       |
| 1 .....  | 80.4                 | 11.4                         | 3.4          | —                 | .9       | 19.6                      | .5       | .3            | 7.0                | 2.1                 | 5.2                            | 12.6     | 9.4        |
| 2 .....  | 59.7                 | 8.4                          | 2.0          | .7                | 2.0      | 9.0                       | 1.0      | .7            | 5.0                | 2.0                 | 3.6                            | 7.9      | 10.1       |
| 3 or more .....  | 14.9                 | 2.9                          | —            | —                 | —        | 1.0                       | —        | —             | 1.4                | .6                  | .3                             | 2.1      | 2.9        |
| Both age groups .....                                    | 40.0                 | 7.3                          | 2.4          | .6                | .3       | 6.8                       | .8       | —             | 3.6                | .8                  | 2.6                            | 4.8      | 6.0        |
| 2 .....  | 23.5                 | 3.2                          | 1.8          | .3                | .3       | 3.0                       | .2       | —             | 1.8                | .6                  | 1.4                            | 2.4      | 3.4        |
| 3 or more .....  | 16.5                 | 4.1                          | .6           | .2                | —        | 3.6                       | .6       | —             | 1.8                | .2                  | 1.2                            | 2.4      | 2.7        |
| <b>Persons Other Than Spouse or Children<sup>2</sup></b> |                      |                              |              |                   |          |                           |          |               |                    |                     |                                |          |            |
| With other relatives .....                               | 194.3                | 13.6                         | 6.5          | 1.2               | 6.8      | 45.0                      | 1.5      | 32.5          | 8.9                | 10.8                | 21.8                           | 36.1     | 26.5       |
| Single adult offspring 18 to 29 .....                    | 111.7                | 8.4                          | 2.0          | .6                | 2.5      | 24.9                      | 1.1      | 3.6           | 4.9                | 5.0                 | 8.9                            | 21.8     | 14.9       |
| Single adult offspring 30 years of age or over .....     | 29.2                 | 1.5                          | 1.0          | —                 | 2.7      | 8.3                       | —        | 17.7          | .8                 | 3.0                 | 5.3                            | 5.9      | 4.6        |
| Households with three generations .....                  | 20.5                 | 1.3                          | .8           | —                 | 1.6      | 8.2                       | .4       | 3.6           | .8                 | 3.3                 | 2.5                            | 4.4      | 2.0        |
| Households with 1 subfamily .....                        | 18.9                 | 1.0                          | .8           | —                 | 1.6      | 9.0                       | —        | 4.2           | 1.8                | 2.9                 | 3.1                            | 4.9      | 1.2        |
| Subfamily householder age under 30 .....                 | 9.9                  | .5                           | .8           | —                 | .3       | 4.6                       | —        | .3            | 1.6                | 1.8                 | 1.1                            | 2.3      | 1.2        |
| 30 to 64 .....   | 7.8                  | .3                           | —            | —                 | .9       | 4.4                       | —        | —             | 3.5                | —                   | 1.2                            | 2.0      | 2.6        |
| 65 and over .....  | 1.2                  | .3                           | —            | —                 | .4       | —                         | —        | .4            | .2                 | —                   | —                              | —        | —          |
| Households with 2 or more subfamilies .....              | 1.6                  | —                            | —            | —                 | .3       | —                         | —        | .3            | —                  | .3                  | —                              | .6       | —          |
| Households with other types of relatives .....           | 72.6                 | 5.0                          | 2.9          | .6                | 2.6      | 18.5                      | .4       | 12.8          | 2.7                | 3.9                 | 11.0                           | 14.6     | 8.9        |
| With non-relatives .....                                 | 23.0                 | 3.6                          | 1.0          | —                 | .6       | 4.8                       | —        | 2.2           | 2.7                | .6                  | 4.6                            | 6.9      | 3.7        |
| Co-owners or co-renters .....                            | 4.1                  | .8                           | —            | —                 | —        | .9                        | —        | —             | .8                 | .6                  | 1.1                            | 1.8      | .9         |
| Lodgers .....  | 7.2                  | 1.3                          | —            | —                 | .3       | 2.2                       | —        | .7            | .9                 | —                   | 1.5                            | 2.2      | 1.2        |
| Unrelated children, under 18 years old .....             | 1.9                  | .5                           | —            | —                 | —        | —                         | —        | .3            | —                  | —                   | —                              | .3       | .2         |
| Other non-relatives .....                                | 11.1                 | 1.2                          | 1.0          | —                 | .3       | 1.7                       | —        | 1.3           | 1.0                | —                   | 1.9                            | 2.7      | 1.9        |
| One or more secondary families .....                     | 1.3                  | .7                           | .4           | —                 | —        | —                         | —        | —             | —                  | —                   | —                              | —        | .2         |
| 2-person households, none related to each other .....    | 13.1                 | 1.6                          | —            | —                 | .6       | 3.3                       | —        | 1.4           | 1.7                | .3                  | 3.0                            | 4.1      | 2.4        |
| 3-8 person households, none related to each other .....  | 2.1                  | .5                           | —            | —                 | —        | —                         | —        | —             | .5                 | .3                  | 1.1                            | .3       | .3         |
| <b>Years of School Completed by Householder</b>          |                      |                              |              |                   |          |                           |          |               |                    |                     |                                |          |            |
| No school years completed .....                          | 2.4                  | .3                           | .5           | —                 | —        | .9                        | —        | 1.3           | —                  | .9                  | .3                             | —        | —          |
| Elementary:  |                      |                              |              |                   |          |                           |          |               |                    |                     |                                |          |            |
| less than 8 years .....                                  | 30.7                 | 1.1                          | 1.5          | .7                | 1.8      | 8.7                       | .3       | 22.4          | .3                 | 5.4                 | 5.3                            | 3.3      | 3.4        |
| 8 years .....  | 13.6                 | .2                           | 1.5          | —                 | 1.8      | 3.3                       | —        | 8.1           | —                  | 3.5                 | 1.7                            | 1.3      | 2.7        |
| High School:   |                      |                              |              |                   |          |                           |          |               |                    |                     |                                |          |            |
| 1 to 3 years .....                                       | 62.2                 | 3.0                          | 7.4          | .3                | 4.0      | 9.4                       | —        | 18.6          | 3.7                | 7.5                 | 6.1                            | 5.9      | 11.1       |
| 4 years .....  | 205.5                | 24.0                         | 11.9         | 3.2               | 5.4      | 38.8                      | 3.2      | 31.7          | 19.5               | 9.3                 | 18.9                           | 28.2     | 26.2       |
| College:   |                      |                              |              |                   |          |                           |          |               |                    |                     |                                |          |            |
| 1 to 3 years .....                                       | 139.6                | 22.5                         | 4.7          | 1.3               | 2.4      | 20.1                      | 1.0      | 15.5          | 13.4               | 4.7                 | 10.8                           | 19.4     | 23.2       |
| 4 years or more .....                                    | 237.1                | 39.9                         | .5           | 2.7               | 1.8      | 27.4                      | 2.2      | 22.7          | 25.2               | 5.2                 | 27.1                           | 56.3     | 40.9       |
| Median .....   | 13.7                 | 14.8                         | 12.3         | 13.0              | 12.2     | 12.8                      | —        | 12.3          | 14.8               | 12.1                | 13.7                           | 15.8     | 14.2       |
| <b>Year Householder Moved Into Unit</b>                  |                      |                              |              |                   |          |                           |          |               |                    |                     |                                |          |            |
| 1990 to 1994 .....                                       | 92.2                 | 38.4                         | 7.3          | 1.7               | .8       | 14.9                      | 2.0      | 3.6           | 62.1               | 1.9                 | 4.3                            | 17.7     | 14.1       |
| 1985 to 1989 .....                                       | 241.2                | 52.5                         | 5.2          | 2.3               | 3.3      | 29.1                      | 3.9      | 16.9          | —                  | 7.3                 | 15.3                           | 37.8     | 37.8       |
| 1980 to 1984 .....                                       | 139.1                | —                            | 7.1          | 1.1               | 3.9      | 24.1                      | .5       | 21.5          | —                  | 9.2                 | 20.1                           | 24.6     | 25.2       |
| 1975 to 1979 .....                                       | 74.8                 | —                            | 3.7          | 1.2               | 1.9      | 14.3                      | —        | 9.8           | —                  | 3.7                 | 5.4                            | 13.2     | 9.6        |
| 1970 to 1974 .....                                       | 55.6                 | —                            | 3.3          | .7                | 1.2      | 10.6                      | —        | 12.6          | —                  | 4.0                 | 6.3                            | 8.3      | 7.2        |
| 1960 to 1969 .....                                       | 55.7                 | —                            | 1.4          | .7                | 3.0      | 10.6                      | .3       | 26.9          | —                  | 4.0                 | 11.7                           | 9.2      | 9.3        |
| 1950 to 1959 .....                                       | 23.1                 | —                            | —            | .4                | 1.2      | 3.8                       | —        | 19.7          | —                  | 5.1                 | 5.4                            | 2.7      | 3.2        |
| 1940 to 1949 .....                                       | 5.6                  | —                            | —            | —                 | .9       | .7                        | —        | 5.6           | —                  | 1.2                 | .8                             | .6       | .3         |
| 1939 or earlier .....                                    | 3.7                  | —                            | —            | —                 | .9       | .6                        | —        | 3.4           | —                  | .3                  | .9                             | .3       | .9         |
| Median .....   | 1985                 | —                            | 1984         | 1985              | 1978     | 1983                      | —        | 1972          | —                  | 1980                | 1981                           | 1985     | 1985       |
| <b>Household Moves and Formation in Last Year</b>        |                      |                              |              |                   |          |                           |          |               |                    |                     |                                |          |            |
| Total with a move in last year .....                     | 92.0                 | 30.8                         | 7.1          | 1.4               | 2.4      | 18.3                      | 1.6      | 5.7           | 82.1               | 2.9                 | 6.1                            | 19.2     | 12.6       |
| Household all moved here from one unit .....             | 56.3                 | 25.4                         | 5.6          | 1.4               | .6       | 8.8                       | 1.3      | 1.7           | 56.3               | .5                  | 1.8                            | 11.0     | 7.4        |
| Householder of previous unit did not move here .....     | 2.0                  | .5                           | —            | —                 | —        | .8                        | —        | —             | 2.0                | —                   | —                              | .5       | —          |
| Householder of previous unit moved here .....            | 52.3                 | 23.8                         | 5.6          | 1.4               | .6       | 8.0                       | 1.3      | 1.7           | 52.3               | .5                  | 1.8                            | 10.4     | 7.2        |
| Householder of previous unit not reported .....          | 1.9                  | 1.1                          | —            | —                 | —        | —                         | —        | —             | 1.9                | —                   | —                              | —        | .2         |
| Household moved here from two or more units .....        | 5.3                  | 1.6                          | —            | —                 | —        | 1.5                       | —        | —             | 5.3                | .3                  | .9                             | 1.1      | .3         |
| No previous householder moved here .....                 | 1.0                  | .3                           | —            | —                 | —        | .2                        | —        | —             | 1.0                | —                   | —                              | —        | —          |
| 1 previous householder moved here .....                  | 1.4                  | .5                           | —            | —                 | —        | .5                        | —        | —             | 1.4                | —                   | .3                             | —        | .3         |
| 2 or more previous householders moved here .....         | 2.7                  | .8                           | —            | —                 | —        | .8                        | —        | —             | 2.7                | .3                  | .6                             | 1.1      | —          |
| Previous householder(s) not reported .....               | .3                   | —                            | —            | —                 | —        | —                         | —        | —             | .3                 | —                   | —                              | —        | —          |
| Some already here, rest moved in .....                   | 30.3                 | 3.8                          | 1.5          | —                 | 1.8      | 8.0                       | .2       | 4.0           | .5                 | 2.1                 | 3.4                            | 7.1      | 4.9        |
| No previous householder moved here .....                 | 8.5                  | 1.6                          | —            | —                 | —        | 2.9                       | —        | .3            | .2                 | —                   | .6                             | 2.5      | 1.2        |
| 1 or more previous householders moved here .....         | 13.1                 | 1.2                          | 1.5          | —                 | 1.6      | 3.2                       | —        | 3.2           | —                  | 1.0                 | 1.8                            | 3.5      | 1.6        |
| Previous householder(s) not reported .....               | 8.7                  | 1.0                          | —            | —                 | .3       | 1.9                       | .2       | .5            | .3                 | 1.2                 | 1.1                            | 1.2      | 2.1        |
| Number of previous units not reported .....              | —                    | —                            | —            | —                 | —        | —                         | —        | —             | —                  | —                   | —                              | —        | —          |

<sup>1</sup>See back cover for details.<sup>2</sup>Figures may not add to total because more than one category may apply.

Table 3-10. Previous Unit of Recent Movers - Owner Occupied Units

[Numbers in thousands. For meaning of symbols, see text.]

| Characteristics   | Total occupied units | Housing unit characteristics |              |                   |          | Household characteristics |          |               |                    |                     | Selected subareas <sup>1</sup> |          |            |
|---|----------------------|------------------------------|--------------|-------------------|----------|---------------------------|----------|---------------|--------------------|---------------------|--------------------------------|----------|------------|
|   |                      | New construction 4 yrs       | Mobile homes | Physical problems |          | Black                     | Hispanic | Elderly (65+) | Moved in past year | Below poverty level | Area one                       | Area two | Area three |
|   |                      |                              |              | Severe            | Moderate |                           |          |               |                    |                     |                                |          |            |
| <b>UNITS WHEN THE HOUSEHOLDER MOVED DURING PAST YEAR</b>        |                      |                              |              |                   |          |                           |          |               |                    |                     |                                |          |            |
| Total .....   | 62.1                 | 27.0                         | 5.6          | 1.4               | .6       | 10.6                      | 1.3      | 1.7           | 62.1               | .8                  | 3.0                            | 12.2     | 7.7        |
| <b>Location of Previous Unit</b>                                |                      |                              |              |                   |          |                           |          |               |                    |                     |                                |          |            |
| Inside same (P)MSA .....  | 39.9                 | 17.2                         | 4.2          | -                 | .3       | 7.8                       | .8       | .6            | 39.9               | .3                  | 2.6                            | 6.2      | 4.7        |
| In central city(s) .....  | 3.9                  | 1.1                          | .9           | -                 | -        | 1.4                       | -        | -             | 3.9                | -                   | 1.3                            | .3       | .6         |
| Not in central city(s) .....                                    | 36.0                 | 16.1                         | 3.3          | -                 | .3       | 6.4                       | .6       | .6            | 36.0               | .3                  | 1.2                            | 7.9      | 4.2        |
| Inside different (P)MSA in same state .....                     | 6.1                  | 2.8                          | 1.4          | 1.0               | -        | 1.0                       | .2       | -             | 8.1                | -                   | .4                             | 1.0      | -          |
| In central city(s) .....  | .5                   | -                            | -            | -                 | -        | -                         | -        | -             | .5                 | -                   | -                              | -        | -          |
| Not in central city(s) .....                                    | 7.6                  | 2.8                          | 1.4          | 1.0               | -        | 1.0                       | .2       | -             | 7.6                | -                   | .4                             | 1.0      | -          |
| Inside different (P)MSA in different state .....                | 10.6                 | 5.7                          | -            | .3                | .3       | 1.8                       | .3       | .5            | 10.6               | .3                  | -                              | 2.8      | 2.5        |
| In central city(s) .....  | 3.9                  | 1.8                          | -            | .3                | .3       | 1.6                       | -        | -             | 3.9                | .3                  | -                              | 1.1      | 1.3        |
| Not in central city(s) .....                                    | 6.7                  | 3.9                          | -            | -                 | -        | .3                        | .3       | .5            | 6.7                | -                   | -                              | 1.7      | 1.2        |
| Outside any met.opolitan area .....                             | 3.4                  | 1.2                          | -            | .2                | -        | -                         | .3       | .6            | 3.4                | .2                  | -                              | .3       | .5         |
| Same state .....  | 1.6                  | .2                           | -            | -                 | -        | -                         | .3       | .3            | 1.6                | .2                  | -                              | .3       | -          |
| Different state .....   | 1.8                  | 1.0                          | -            | .2                | -        | -                         | -        | .3            | 1.8                | -                   | -                              | -        | .5         |
| Different nation .....  | -                    | -                            | -            | -                 | -        | -                         | -        | -             | -                  | -                   | -                              | -        | -          |
| <b>Structure Type of Previous Residence</b>                     |                      |                              |              |                   |          |                           |          |               |                    |                     |                                |          |            |
| Moved from within United States .....                           | 62.1                 | 27.0                         | 5.6          | 1.4               | .6       | 10.6                      | 1.3      | 1.7           | 62.1               | .8                  | 3.0                            | 12.2     | 7.7        |
| House .....   | 33.9                 | 16.4                         | 2.2          | .5                | -        | 4.1                       | 1.1      | 1.2           | 33.9               | .5                  | .3                             | 5.6      | 5.2        |
| Apartment .....   | 24.2                 | 8.8                          | 2.0          | 1.0               | .6       | 5.5                       | .3       | .6            | 24.2               | .3                  | 2.7                            | 5.9      | 2.3        |
| Mobile home .....   | 2.5                  | 1.1                          | 1.5          | -                 | -        | -                         | -        | -             | 2.5                | -                   | -                              | -        | .2         |
| Other .....   | 1.5                  | .8                           | -            | -                 | -        | 1.0                       | -        | -             | 1.5                | -                   | -                              | .8       | -          |
| <b>Tenure of Previous Residence</b>                             |                      |                              |              |                   |          |                           |          |               |                    |                     |                                |          |            |
| House, apt., mobile home in United States .....                 | 60.6                 | 26.2                         | 5.6          | 1.4               | .6       | 9.6                       | 1.3      | 1.7           | 60.6               | .8                  | 3.0                            | 11.5     | 7.7        |
| Owner occupied .....  | 29.1                 | 14.6                         | 2.3          | .5                | -        | 3.0                       | .8       | 1.2           | 29.1               | .5                  | .3                             | 5.0      | 3.8        |
| Renter occupied .....   | 31.6                 | 11.6                         | 3.4          | 1.0               | .6       | 6.6                       | .5       | .6            | 31.6               | .3                  | 2.7                            | 6.4      | 3.9        |
| <b>Persons - Previous Residence</b>                             |                      |                              |              |                   |          |                           |          |               |                    |                     |                                |          |            |
| House, apt., mobile home in United States .....                 | 60.6                 | 26.2                         | 5.6          | 1.4               | .6       | 9.6                       | 1.3      | 1.7           | 60.6               | .8                  | 3.0                            | 11.5     | 7.7        |
| 1 person .....  | 8.7                  | 3.3                          | .8           | .6                | -        | 2.2                       | -        | .3            | 8.7                | -                   | .9                             | 2.6      | 2.6        |
| 2 persons .....   | 23.8                 | 10.6                         | 1.8          | .6                | .3       | 3.8                       | .5       | 1.1           | 23.8               | .5                  | 1.0                            | 5.5      | 3.2        |
| 3 persons .....   | 13.1                 | 5.3                          | 1.9          | .2                | .3       | 1.8                       | -        | .3            | 13.1               | -                   | .8                             | 2.1      | 1.3        |
| 4 persons .....   | 7.2                  | 4.1                          | .5           | -                 | -        | 1.0                       | .5       | -             | 7.2                | .2                  | -                              | .7       | 1.7        |
| 5 persons .....   | 5.9                  | 2.4                          | .8           | -                 | -        | .5                        | .3       | -             | 5.9                | -                   | -                              | .5       | 1.0        |
| 6 persons .....   | .8                   | .5                           | -            | -                 | -        | .3                        | -        | -             | .8                 | -                   | -                              | -        | -          |
| 7 persons or more .....   | .3                   | -                            | -            | -                 | -        | -                         | -        | -             | .3                 | -                   | -                              | -        | -          |
| Not reported .....  | .9                   | -                            | -            | -                 | -        | .3                        | -        | -             | .9                 | -                   | .3                             | -        | -          |
| Median .....  | 2.4                  | 2.4                          | -            | -                 | -        | 2.2                       | -        | -             | 2.4                | -                   | -                              | 2.1      | 2.6        |
| <b>Previous Home: Owned or Rented by Someone Who Moved Here</b> |                      |                              |              |                   |          |                           |          |               |                    |                     |                                |          |            |
| House, apt., mobile home in United States .....                 | 60.6                 | 26.2                         | 5.6          | 1.4               | .6       | 9.6                       | 1.3      | 1.7           | 60.6               | .8                  | 3.0                            | 11.5     | 7.7        |
| Owned or rented by a mover .....                                | 56.0                 | 24.6                         | 5.6          | 1.4               | .6       | 8.8                       | 1.3      | 1.7           | 56.0               | .8                  | 2.7                            | 11.2     | 7.2        |
| Owned or rented by other .....                                  | 2.4                  | .5                           | -            | -                 | -        | .5                        | -        | -             | 2.4                | -                   | -                              | .2       | .3         |
| By a relative .....   | 2.0                  | .5                           | -            | -                 | -        | .3                        | -        | -             | 2.0                | -                   | -                              | .2       | .3         |
| By a nonrelative .....  | .4                   | -                            | -            | -                 | -        | .2                        | -        | -             | .4                 | -                   | -                              | -        | -          |
| Not reported .....  | -                    | -                            | -            | -                 | -        | -                         | -        | -             | -                  | -                   | -                              | -        | -          |
| Not reported .....  | 2.2                  | 1.1                          | -            | -                 | -        | .3                        | -        | -             | 2.2                | -                   | .3                             | -        | .2         |
| <b>Change in Housing Costs</b>                                  |                      |                              |              |                   |          |                           |          |               |                    |                     |                                |          |            |
| House, apt., mobile home in United States .....                 | 60.6                 | 26.2                         | 5.6          | 1.4               | .6       | 9.6                       | 1.3      | 1.7           | 60.6               | .8                  | 3.0                            | 11.5     | 7.7        |
| Increased with move .....                                       | 40.4                 | 19.7                         | 2.2          | .6                | .3       | 6.5                       | .8       | 1.2           | 40.4               | -                   | 1.7                            | 8.5      | 4.8        |
| Stayed about the same .....                                     | 11.0                 | 3.7                          | 2.0          | .8                | .3       | 1.4                       | .3       | .3            | 11.0               | .2                  | .7                             | 1.6      | 2.2        |
| Decreased .....   | 7.7                  | 2.3                          | 1.4          | -                 | -        | 1.1                       | .2       | .3            | 7.7                | .5                  | .3                             | 1.3      | .7         |
| Don't know .....  | .5                   | .5                           | -            | -                 | -        | .3                        | -        | -             | .5                 | -                   | -                              | -        | -          |
| Not reported .....  | .9                   | -                            | -            | -                 | -        | .3                        | -        | -             | .9                 | -                   | .3                             | -        | -          |

<sup>1</sup>See back cover for details.

**Table 3-11. Reasons for Move and Choice of Current Residence - Owner Occupied Units**

[Numbers in thousands. For meaning of symbols, see text.]

| Characteristics                                      | Total occupied units | Housing unit characteristics |              |                   |          | Household characteristics |          |               |                    |                     | Selected subareas <sup>1</sup> |          |            |
|--|----------------------|------------------------------|--------------|-------------------|----------|---------------------------|----------|---------------|--------------------|---------------------|--------------------------------|----------|------------|
|  |                      | New construction 4 yrs       | Mobile homes | Physical problems |          | Black                     | Hispanic | Elderly (65+) | Moved in past year | Below poverty level | Area one                       | Area two | Area three |
|  |                      |                              |              | Severe            | Moderate |                           |          |               |                    |                     |                                |          |            |
| <b>RESPONDENT MOVED DURING PAST YEAR</b>             |                      |                              |              |                   |          |                           |          |               |                    |                     |                                |          |            |
| Total.....   | 64.0                 | 27.3                         | 5.6          | 1.4               | 1.0      | 10.9                      | 1.3      | 2.4           | 61.8               | .8                  | 2.7                            | 12.2     | 8.0        |
| <b>Reasons for Leaving Previous Unit<sup>2</sup></b> |                      |                              |              |                   |          |                           |          |               |                    |                     |                                |          |            |
| Private displacement.....                            | 2.3                  | .9                           | .9           | -                 | -        | -                         | -        | -             | 2.3                | -                   | -                              | .3       | -          |
| Owner to move into unit.....                         | .2                   | -                            | -            | -                 | -        | -                         | -        | -             | .2                 | -                   | -                              | -        | -          |
| To be converted to condominium or cooperative.....   | -                    | -                            | -            | -                 | -        | -                         | -        | -             | -                  | -                   | -                              | -        | -          |
| Closed for repairs.....                              | -                    | -                            | -            | -                 | -        | -                         | -        | -             | -                  | -                   | -                              | -        | -          |
| Other.....   | .3                   | .3                           | -            | -                 | -        | -                         | -        | -             | .3                 | -                   | -                              | -        | -          |
| Not reported.....                                    | 1.9                  | .6                           | .9           | -                 | -        | -                         | -        | -             | 1.9                | -                   | -                              | .3       | -          |
| Government displacement.....                         | .5                   | .3                           | -            | -                 | -        | .3                        | -        | -             | .5                 | -                   | -                              | .3       | -          |
| Government wanted building or land.....              | -                    | -                            | -            | -                 | -        | -                         | -        | -             | -                  | -                   | -                              | -        | -          |
| Unit unfit for occupancy.....                        | .2                   | -                            | -            | -                 | -        | -                         | -        | -             | .2                 | -                   | -                              | -        | -          |
| Other.....   | .3                   | .3                           | -            | -                 | -        | .3                        | -        | -             | .3                 | -                   | -                              | .3       | -          |
| Not reported.....                                    | -                    | -                            | -            | -                 | -        | -                         | -        | -             | -                  | -                   | -                              | -        | -          |
| Disaster loss (fire, flood, etc.).....               | -                    | -                            | -            | -                 | -        | -                         | -        | -             | -                  | -                   | -                              | -        | -          |
| New job or job transfer.....                         | 11.4                 | 7.2                          | -            | .5                | .3       | 1.3                       | .3       | -             | 11.4               | -                   | -                              | 2.3      | 2.2        |
| To be closer to work/school/other.....               | 4.7                  | 2.1                          | -            | -                 | -        | -                         | -        | -             | 4.7                | .3                  | .5                             | .5       | .2         |
| Other, financial/employment related.....             | 3.0                  | .8                           | -            | -                 | -        | -                         | -        | .8            | 2.6                | -                   | -                              | .3       | -          |
| To establish own household.....                      | 7.7                  | 3.3                          | 1.4          | -                 | -        | 2.0                       | -        | -             | 7.7                | -                   | -                              | 1.9      | .8         |
| Needed larger house or apartment.....                | 10.3                 | 4.2                          | .8           | -                 | -        | 2.5                       | -        | .3            | 10.3               | -                   | 1.3                            | 2.4      | .8         |
| Married.....   | 2.6                  | .5                           | -            | .4                | .4       | .2                        | -        | .4            | 2.2                | -                   | -                              | .3       | .3         |
| Widowed, divorced or separated.....                  | 1.5                  | -                            | -            | -                 | -        | .3                        | -        | .3            | 1.5                | -                   | -                              | .3       | .3         |
| Other, family/person related.....                    | 2.5                  | .8                           | -            | -                 | -        | -                         | -        | .9            | 2.1                | .2                  | .8                             | 1.3      | .7         |
| Wanted better home.....                              | 9.4                  | 4.6                          | .9           | -                 | -        | 1.0                       | -        | .3            | 9.2                | -                   | .8                             | 1.3      | .7         |
| Change from owner to renter.....                     | -                    | -                            | -            | -                 | -        | -                         | -        | -             | -                  | -                   | -                              | -        | -          |
| Change from renter to owner.....                     | 19.3                 | 6.6                          | 2.5          | .6                | .3       | 3.6                       | .3       | .6            | 19.3               | -                   | 1.3                            | 3.1      | 1.9        |
| Wanted lower rent or maintenance.....                | 2.7                  | .3                           | .8           | -                 | .4       | .5                        | -        | .4            | 2.0                | -                   | -                              | .9       | .3         |
| Other housing related reasons.....                   | 2.1                  | 1.6                          | -            | -                 | -        | .5                        | -        | .5            | 2.1                | -                   | -                              | .3       | .3         |
| Other.....   | 4.9                  | 2.4                          | .5           | -                 | -        | 1.1                       | .3       | .3            | 4.7                | .3                  | -                              | .8       | 1.1        |
| Not reported.....                                    | 1.4                  | .8                           | -            | -                 | -        | .6                        | -        | -             | .8                 | -                   | -                              | .5       | -          |
| Choice of Present Neighborhood <sup>2</sup>          |                      |                              |              |                   |          |                           |          |               |                    |                     |                                |          |            |
| Convenient to job.....                               | 15.9                 | 5.3                          | 1.5          | 1.4               | .3       | 2.6                       | .3       | -             | 15.6               | -                   | 1.8                            | 4.4      | 1.7        |
| Convenient to friends or relatives.....              | 9.9                  | 2.9                          | 2.0          | -                 | -        | 1.3                       | -        | .9            | 9.7                | -                   | .3                             | 1.4      | 1.1        |
| Convenient to leisure activities.....                | 3.2                  | 2.2                          | -            | -                 | -        | .4                        | -        | -             | 3.2                | -                   | .3                             | 1.4      | -          |
| Convenient to public transportation.....             | .8                   | .5                           | -            | -                 | -        | -                         | -        | -             | .8                 | -                   | .3                             | .5       | -          |
| Good schools.....                                    | 5.2                  | 2.3                          | -            | -                 | -        | .8                        | -        | -             | 5.2                | .5                  | .3                             | .3       | 1.4        |
| Other public services.....                           | 1.1                  | .3                           | -            | -                 | -        | -                         | -        | -             | 1.1                | -                   | -                              | .3       | -          |
| Looks/design of neighborhood.....                    | 20.7                 | 9.7                          | 1.1          | .6                | .3       | 4.1                       | .5       | .3            | 20.7               | .5                  | .6                             | 4.8      | 3.0        |
| House was most important consideration.....          | 19.4                 | 8.0                          | 1.7          | .7                | .7       | 2.2                       | .2       | 1.3           | 18.7               | -                   | .3                             | 2.0      | 2.1        |
| Other.....   | 10.7                 | 3.9                          | .4           | .4                | -        | 1.5                       | .3       | -             | 9.8                | -                   | .7                             | 1.5      | 1.9        |
| Not reported.....                                    | 3.0                  | 2.1                          | -            | -                 | -        | .9                        | -        | -             | 2.3                | -                   | -                              | 1.0      | -          |
| Neighborhood Search                                  |                      |                              |              |                   |          |                           |          |               |                    |                     |                                |          |            |
| Looked at just this neighborhood.....                | 18.3                 | 6.4                          | 4.1          | -                 | .7       | 2.7                       | .3       | 1.3           | 17.4               | -                   | .8                             | 3.7      | 1.6        |
| Looked at other neighborhood(s).....                 | 43.2                 | 19.3                         | 1.5          | 1.2               | .3       | 7.3                       | 1.0      | 1.2           | 42.5               | .8                  | 1.9                            | 8.0      | 6.4        |
| Not reported.....                                    | 2.5                  | 1.6                          | -            | .3                | -        | .8                        | -        | -             | 1.9                | -                   | -                              | .5       | -          |
| Choice of Present Home <sup>2</sup>                  |                      |                              |              |                   |          |                           |          |               |                    |                     |                                |          |            |
| Financial reasons.....                               | 33.9                 | 12.1                         | 4.8          | .8                | .6       | 5.8                       | .8       | .9            | 33.3               | .3                  | 1.5                            | 6.4      | 3.8        |
| Room layout/design.....                              | 25.3                 | 14.0                         | .9           | .9                | -        | 3.3                       | .8       | .9            | 25.3               | .2                  | .3                             | 3.5      | 3.5        |
| Kitchen.....   | 4.4                  | 2.7                          | -            | -                 | -        | .5                        | -        | .3            | 4.4                | -                   | -                              | .5       | .5         |
| Size.....  | 11.4                 | 4.8                          | .5           | -                 | .4       | 1.3                       | .5       | 1.0           | 11.0               | -                   | .3                             | 2.6      | .5         |
| Exterior appearance.....                             | 13.0                 | 5.8                          | .9           | .4                | -        | 2.0                       | -        | .6            | 13.0               | .3                  | 1.0                            | 1.8      | 1.0        |
| Yard/trees/view.....                                 | 9.5                  | 3.9                          | .8           | -                 | -        | .7                        | -        | .8            | 9.5                | -                   | -                              | .9       | 1.3        |
| Quality of construction.....                         | 9.2                  | 5.3                          | -            | .4                | -        | 1.6                       | .3       | .9            | 9.2                | .3                  | .3                             | 2.5      | .5         |
| Only one available.....                              | .3                   | .3                           | -            | -                 | -        | -                         | -        | -             | .3                 | -                   | -                              | -        | -          |
| Other.....   | 8.1                  | 3.1                          | -            | .3                | -        | 1.3                       | -        | .3            | 7.4                | -                   | .2                             | 1.7      | 2.5        |
| Home Search  |                      |                              |              |                   |          |                           |          |               |                    |                     |                                |          |            |
| Now in house.....                                    | 55.3                 | 26.2                         | -            | .9                | 1.0      | 9.8                       | 1.3      | 2.4           | 53.3               | .5                  | 2.0                            | 11.3     | 7.8        |
| Looked at only this unit.....                        | .8                   | .8                           | -            | -                 | -        | .3                        | -        | .3            | .8                 | -                   | -                              | .5       | -          |
| Looked at houses or mobile homes only.....           | 41.9                 | 20.0                         | -            | .9                | .4       | 5.4                       | 1.1      | 1.9           | 40.8               | .5                  | 1.6                            | 6.6      | 5.6        |
| Search not reported.....                             | 9.8                  | 4.3                          | -            | .6                | .6       | 3.2                       | .3       | .3            | 9.4                | -                   | .3                             | 3.5      | 1.9        |
| Not reported.....                                    | 2.8                  | 1.1                          | -            | -                 | -        | .9                        | -        | -             | 2.2                | -                   | -                              | .7       | .3         |
| Now in mobile home.....                              | 5.6                  | .5                           | 5.6          | .6                | -        | -                         | -        | -             | 5.6                | -                   | -                              | -        | -          |
| Looked at only this unit.....                        | -                    | -                            | -            | -                 | -        | -                         | -        | -             | -                  | -                   | -                              | -        | -          |
| Looked at houses or mobile homes only.....           | 3.9                  | .5                           | 3.9          | .6                | -        | -                         | -        | -             | 3.9                | -                   | -                              | -        | -          |
| Search not reported.....                             | 1.7                  | -                            | 1.7          | -                 | -        | -                         | -        | -             | 1.7                | -                   | -                              | -        | -          |
| Not reported.....                                    | -                    | -                            | -            | -                 | -        | -                         | -        | -             | -                  | -                   | -                              | -        | -          |
| Now in apartment.....                                | 3.1                  | .5                           | -            | -                 | -        | 1.1                       | -        | -             | 2.9                | .3                  | .7                             | .9       | .2         |
| Looked at only this unit.....                        | .2                   | -                            | -            | -                 | -        | .2                        | -        | -             | .2                 | -                   | .2                             | .2       | -          |
| Looked at apartments only.....                       | 1.2                  | .3                           | -            | -                 | -        | .2                        | -        | -             | 1.0                | -                   | .3                             | .4       | .2         |
| Search not reported.....                             | 1.8                  | .3                           | -            | -                 | -        | .7                        | -        | -             | 1.8                | .3                  | .3                             | .5       | .2         |
| Not reported.....                                    | -                    | -                            | -            | -                 | -        | -                         | -        | -             | -                  | -                   | -                              | -        | -          |
| Recent Mover Comparison to Previous Home             |                      |                              |              |                   |          |                           |          |               |                    |                     |                                |          |            |
| Better home.....                                     | 45.4                 | 22.3                         | 3.7          | 1.4               | .3       | 7.9                       | 1.3      | 1.5           | 45.2               | -                   | 1.5                            | 9.8      | 6.5        |
| Worse home.....                                      | 5.4                  | .3                           | .6           | -                 | .4       | .3                        | -        | .4            | 4.3                | .5                  | .3                             | .2       | .8         |
| About the same.....                                  | 11.9                 | 3.9                          | 1.3          | -                 | .3       | 2.1                       | -        | .6            | 11.5               | .2                  | .9                             | 1.7      | .7         |
| Not reported.....                                    | 1.4                  | .8                           | -            | -                 | -        | .6                        | -        | -             | .8                 | -                   | -                              | .5       | -          |
| Recent Mover Comparison to Previous Neighborhood     |                      |                              |              |                   |          |                           |          |               |                    |                     |                                |          |            |
| Better neighborhood.....                             | 39.2                 | 18.5                         | 1.9          | 1.4               | .6       | 6.1                       | .8       | 1.5           | 38.8               | -                   | .9                             | 7.7      | 5.7        |
| Worse neighborhood.....                              | 2.4                  | -                            | -            | -                 | .3       | .3                        | -        | -             | 1.7                | -                   | -                              | .5       | .3         |
| About the same.....                                  | 16.6                 | 6.0                          | 1.7          | -                 | -        | 3.4                       | .3       | .9            | 16.2               | .5                  | 1.8                            | 3.3      | 1.5        |
| Same neighborhood.....                               | 3.7                  | 2.0                          | 1.5          | -                 | -        | .3                        | -        | -             | 3.7                | -                   | -                              | .2       | .3         |
| Not reported.....                                    | 2.2                  | .8                           | .5           | -                 | -        | .9                        | -        | -             | 1.6                | .3                  | -                              | .5       | .3         |

<sup>1</sup>See back cover for details.

<sup>2</sup>Figures may not add to total because more than one category may apply to a unit.

Table 3-12. Income Characteristics - Owner Occupied Units

[Numbers in thousands. For meaning of symbols, see text.]

| Characteristics   | Total occupied units | Housing unit characteristics |               |                   |               | Household characteristics |            |               |                    |                     | Selected subareas <sup>1</sup> |               |               |
|---|----------------------|------------------------------|---------------|-------------------|---------------|---------------------------|------------|---------------|--------------------|---------------------|--------------------------------|---------------|---------------|
|   |                      | New construction 4 yrs       | Mobile homes  | Physical problems |               | Black                     | Hispanic   | Elderly (65+) | Moved in past year | Below poverty level | Area one                       | Area two      | Area three    |
|   |                      |                              |               | Severe            | Mod-erate     |                           |            |               |                    |                     |                                |               |               |
| <b>Total</b> .....  | <b>691.1</b>         | <b>91.0</b>                  | <b>28.0</b>   | <b>8.2</b>        | <b>17.3</b>   | <b>108.6</b>              | <b>6.8</b> | <b>120.1</b>  | <b>62.1</b>        | <b>36.6</b>         | <b>70.2</b>                    | <b>114.4</b>  | <b>107.6</b>  |
| <b>Household Income</b>   |                      |                              |               |                   |               |                           |            |               |                    |                     |                                |               |               |
| Less than \$5,000.....  | 13.4                 | .5                           | .5            | .2                | .8            | 3.6                       | -          | 4.5           | .5                 | 13.4                | 2.4                            | 2.7           | 1.3           |
| \$5,000 to \$9,999.....   | 33.3                 | 1.5                          | 1.1           | 1.6               | 3.8           | 8.9                       | .3         | 22.7          | .2                 | 18.0                | 7.5                            | 4.2           | 3.3           |
| \$10,000 to \$14,999.....   | 35.7                 | 2.4                          | 4.9           | .4                | 2.1           | 7.1                       | 1.0        | 21.9          | .9                 | 3.2                 | 6.9                            | 4.3           | 3.8           |
| \$15,000 to \$19,999.....   | 31.0                 | 3.0                          | 2.3           | -                 | 1.5           | 7.0                       | -          | 10.4          | 3.3                | 1.0                 | 5.0                            | 6.1           | 3.8           |
| \$20,000 to \$24,999.....   | 41.1                 | 3.8                          | 4.1           | .3                | 2.1           | 7.5                       | .3         | 15.5          | 3.6                | .6                  | 4.4                            | 3.9           | 6.7           |
| \$25,000 to \$29,999.....   | 56.3                 | 4.5                          | 5.5           | .3                | 1.9           | 8.7                       | .3         | 11.8          | 8.0                | .3                  | 5.1                            | 9.7           | 8.8           |
| \$30,000 to \$34,999.....   | 41.4                 | 4.2                          | -             | -                 | .3            | 8.0                       | -          | 7.1           | 3.4                | -                   | 4.0                            | 6.6           | 3.8           |
| \$35,000 to \$39,999.....   | 46.4                 | 6.3                          | 2.8           | .6                | .8            | 7.9                       | -          | 6.8           | 3.6                | -                   | 5.2                            | 7.1           | 5.7           |
| \$40,000 to \$49,999.....   | 92.8                 | 15.1                         | 4.5           | .4                | 1.7           | 18.2                      | 1.1        | 8.9           | 10.8               | -                   | 8.1                            | 18.1          | 14.6          |
| \$50,000 to \$59,999.....   | 78.2                 | 13.5                         | 1.2           | 2.6               | .6            | 12.4                      | 1.4        | 2.3           | 7.3                | -                   | 7.5                            | 12.9          | 15.0          |
| \$60,000 to \$79,999.....   | 114.9                | 17.7                         | 1.2           | 1.0               | .7            | 13.0                      | .9         | 6.3           | 10.6               | -                   | 3.9                            | 5.8           | 9.9           |
| \$80,000 to \$99,999.....   | 49.9                 | 8.6                          | -             | .8                | .3            | 3.2                       | .2         | 2.1           | 3.9                | -                   | 2.9                            | 6.3           | 3.3           |
| \$100,000 to \$119,999.....   | 23.3                 | 5.5                          | -             | -                 | .3            | 1.3                       | -          | .5            | 2.3                | -                   | 3.3                            | 6.6           | 6.9           |
| \$120,000 or more.....  | 33.3                 | 4.5                          | -             | -                 | .4            | 1.8                       | 1.1        | 1.3           | 3.6                | -                   | 3.3                            | 8.6           | 6.9           |
| <b>Median</b> .....   | <b>45 053</b>        | <b>53 131</b>                | <b>26 050</b> | <b>50 935</b>     | <b>21 068</b> | <b>37 217</b>             | <b>---</b> | <b>20 215</b> | <b>46 894</b>      | <b>6 351</b>        | <b>33 767</b>                  | <b>46 888</b> | <b>51 422</b> |
| As percent of poverty level:  |                      |                              |               |                   |               |                           |            |               |                    |                     |                                |               |               |
| Less than 50 percent.....   | 13.1                 | .8                           | .5            | .5                | 1.0           | 3.5                       | .3         | 3.1           | .8                 | 13.1                | 2.8                            | 2.6           | 1.0           |
| 50 to 99.....   | 23.5                 | .3                           | .5            | .6                | 2.9           | 8.8                       | 1.0        | 11.8          | -                  | 23.5                | 4.1                            | 4.8           | 2.6           |
| 100 to 149.....   | 35.2                 | 3.8                          | 2.7           | .7                | 3.1           | 8.7                       | -          | 20.5          | 2.9                | ---                 | 7.1                            | 5.3           | 2.8           |
| 150 to 199.....   | 47.3                 | 4.3                          | 5.3           | .4                | 2.4           | 7.8                       | .3         | 19.8          | 3.3                | ---                 | 8.0                            | 5.0           | 4.2           |
| 200 percent or more.....  | 572.0                | 81.8                         | 19.1          | 6.0               | 7.9           | 79.8                      | 5.2        | 64.8          | 55.1               | ---                 | 48.1                           | 96.7          | 96.9          |
| <b>Income of Families and Primary Individuals</b>   |                      |                              |               |                   |               |                           |            |               |                    |                     |                                |               |               |
| Less than \$5,000.....  | 13.4                 | .5                           | .5            | .2                | .8            | 3.6                       | -          | 4.5           | .5                 | 13.4                | 2.4                            | 2.7           | 1.3           |
| \$5,000 to \$9,999.....   | 33.6                 | 1.5                          | 1.1           | 1.6               | 4.1           | 9.3                       | .3         | 23.0          | .2                 | 18.0                | 7.9                            | 4.2           | 3.3           |
| \$10,000 to \$14,999.....   | 36.2                 | 2.4                          | 4.9           | .4                | 1.8           | 6.7                       | 1.0        | 21.5          | .9                 | 3.2                 | 6.9                            | 4.5           | 3.8           |
| \$15,000 to \$19,999.....   | 33.5                 | 3.4                          | 3.3           | -                 | 1.5           | 8.0                       | -          | 11.2          | 3.6                | 1.0                 | 5.0                            | 7.1           | 4.6           |
| \$20,000 to \$24,999.....   | 41.2                 | 3.8                          | 3.6           | .3                | 2.1           | 7.5                       | .3         | 15.0          | 3.6                | .6                  | 4.4                            | 3.9           | 6.1           |
| \$25,000 to \$29,999.....   | 57.8                 | 5.0                          | 5.5           | .3                | 2.2           | 9.6                       | .3         | 11.8          | 8.2                | .3                  | 5.1                            | 10.3          | 8.7           |
| \$30,000 to \$34,999.....   | 42.8                 | 4.7                          | -             | -                 | .3            | 7.9                       | -          | 6.8           | 3.7                | -                   | 5.4                            | 6.8           | 4.3           |
| \$35,000 to \$39,999.....   | 47.5                 | 6.4                          | 2.3           | .6                | .5            | 7.6                       | -          | 6.8           | 3.9                | -                   | 4.9                            | 7.1           | 6.0           |
| \$40,000 to \$49,999.....   | 93.4                 | 14.5                         | 4.5           | .4                | 1.7           | 17.9                      | 1.1        | 6.9           | 10.6               | -                   | 8.4                            | 18.3          | 15.9          |
| \$50,000 to \$59,999.....   | 76.8                 | 13.3                         | 1.2           | 2.6               | .6            | 12.1                      | 1.4        | 2.8           | 7.4                | -                   | 4.5                            | 12.3          | 13.8          |
| \$60,000 to \$79,999.....   | 110.8                | 17.4                         | 1.2           | 1.0               | .7            | 12.4                      | .9         | 5.9           | 9.7                | -                   | 6.1                            | 19.0          | 19.9          |
| \$80,000 to \$99,999.....   | 48.3                 | 8.3                          | -             | .8                | .3            | 3.0                       | .2         | 2.1           | 3.8                | -                   | 3.1                            | 5.5           | 9.9           |
| \$100,000 to \$119,999.....   | 23.4                 | 5.2                          | -             | -                 | .3            | 1.3                       | .2         | .5            | 2.3                | -                   | 3.3                            | 6.3           | 3.0           |
| \$120,000 or more.....  | 32.4                 | 4.5                          | -             | -                 | .4            | 1.8                       | 1.1        | 1.3           | 3.6                | -                   | 2.9                            | 6.3           | 6.9           |
| <b>Median</b> .....   | <b>44 229</b>        | <b>52 401</b>                | <b>25 653</b> | <b>50 935</b>     | <b>21 068</b> | <b>36 110</b>             | <b>---</b> | <b>19 905</b> | <b>45 881</b>      | <b>6 351</b>        | <b>33 263</b>                  | <b>45 753</b> | <b>49 889</b> |
| <b>Income Sources of Families and Primary Individuals</b>   |                      |                              |               |                   |               |                           |            |               |                    |                     |                                |               |               |
| Wages and salaries.....   | 597.2                | 88.5                         | 26.1          | 6.8               | 11.3          | 92.1                      | 6.8        | 52.4          | 59.3               | 12.4                | 51.6                           | 99.6          | 94.5          |
| Wages and salaries were majority of income<br>2 or more people each earned over 20% of<br>wages and salaries..... | 558.6                | 85.3                         | 23.7          | 5.9               | 11.0          | 87.3                      | 6.2        | 34.0          | 58.7               | 9.8                 | 48.7                           | 93.9          | 83.3          |
| Business, farm, or ranch.....   | 73.3                 | 7.5                          | 2.4           | .6                | 1.7           | 4.7                       | 1.9        | 4.6           | 5.0                | 2.9                 | 4.0                            | 6.7           | 11.8          |
| Social security or pensions.....  | 170.7                | 5.8                          | 7.2           | 3.2               | 9.6           | 31.6                      | .3         | 108.4         | 5.4                | 19.2                | 26.5                           | 26.3          | 25.8          |
| Interest or dividend(s).....  | 133.3                | 12.7                         | .7            | 2.2               | 1.7           | 8.5                       | .5         | 35.4          | 9.7                | 3.1                 | 10.6                           | 29.4          | 28.8          |
| Rental income.....  | 53.1                 | 5.4                          | -             | .3                | 1.5           | 6.4                       | .3         | 6.7           | 5.7                | -                   | 1.5                            | 2.2           | 1.2           |
| With lodger(s).....   | 7.2                  | 1.3                          | -             | .3                | .3            | 2.2                       | -          | .7            | .9                 | -                   | .3                             | 2.7           | .7            |
| Welfare or SSI.....   | 13.0                 | .3                           | .5            | -                 | 1.0           | 4.9                       | -          | 4.9           | .6                 | 3.7                 | 2.3                            | 2.7           | .7            |
| Alimony or child support.....   | 19.1                 | 2.1                          | 1.5           | -                 | 1.3           | 2.6                       | .4         | .6            | 1.1                | 1.0                 | .6                             | 3.6           | 2.3           |
| Other.....  | 49.5                 | 6.3                          | 3.5           | 1.1               | 2.9           | 7.3                       | .5         | 4.5           | 4.6                | 4.4                 | 3.5                            | 7.9           | 5.8           |
| <b>Amount of Savings and Investments</b>  |                      |                              |               |                   |               |                           |            |               |                    |                     |                                |               |               |
| Income of \$25,000 or less.....   | 171.2                | 12.1                         | 13.7          | 2.5               | 11.2          | 36.6                      | 1.5        | 78.5          | 9.9                | 36.3                | 27.5                           | 25.2          | 22.4          |
| No savings or investments.....  | 84.9                 | 4.7                          | 9.3           | .8                | 7.3           | 22.8                      | 1.3        | 38.8          | 6.3                | 21.2                | 15.4                           | 10.1          | 8.4           |
| \$25,000 or less.....   | 43.3                 | 3.7                          | 3.0           | 1.4               | 2.9           | 8.2                       | .3         | 21.5          | 2.5                | 6.2                 | 7.1                            | 7.2           | 6.5           |
| More than \$25,000.....   | 13.4                 | .8                           | -             | -                 | .3            | 1.5                       | -          | 8.5           | .5                 | 1.8                 | .9                             | 1.7           | 2.6           |
| Not reported.....   | 29.7                 | 3.0                          | 1.5           | .3                | .7            | 4.1                       | -          | 11.8          | .5                 | 7.0                 | 4.1                            | 6.2           | 5.0           |
| <b>Food Stamps</b>  |                      |                              |               |                   |               |                           |            |               |                    |                     |                                |               |               |
| Income of \$25,000 or less.....   | 171.2                | 12.1                         | 13.7          | 2.5               | 11.2          | 36.6                      | 1.5        | 78.5          | 9.9                | 36.3                | 27.5                           | 25.2          | 22.4          |
| Family members received food stamps.....  | 8.9                  | .3                           | -             | .2                | 1.3           | 5.5                       | -          | 3.8           | .5                 | 5.8                 | 2.4                            | 1.3           | .6            |
| Did not receive food stamps.....  | 139.8                | 9.7                          | 11.8          | 2.3               | 9.5           | 28.9                      | 1.5        | 67.8          | 8.9                | 25.1                | 22.7                           | 20.5          | 17.5          |
| Not reported.....   | 22.5                 | 2.2                          | 1.9           | -                 | .3            | 2.2                       | -          | 6.9           | .5                 | 5.5                 | 2.4                            | 3.5           | 4.3           |

<sup>1</sup>See back cover for details.

Table 3-13. Selected Housing Costs - Owner Occupied Units

[Numbers in thousands. For meaning of symbols, see text.]

| Characteristics  | Total occupied units | Housing unit characteristics |              |                   |             | Household characteristics |            |               |                    |                     | Selected subareas <sup>1</sup> |              |              |
|--|----------------------|------------------------------|--------------|-------------------|-------------|---------------------------|------------|---------------|--------------------|---------------------|--------------------------------|--------------|--------------|
|  |                      | New construction 4 yrs       | Mobile homes | Physical problems |             | Black                     | Hispanic   | Elderly (65+) | Moved in past year | Below poverty level | Area one                       | Area two     | Area three   |
|  |                      |                              |              | Severe            | Moderate    |                           |            |               |                    |                     |                                |              |              |
| <b>Total</b> .....   | <b>691.1</b>         | <b>91.0</b>                  | <b>28.0</b>  | <b>8.2</b>        | <b>17.3</b> | <b>108.6</b>              | <b>6.8</b> | <b>120.1</b>  | <b>62.1</b>        | <b>36.6</b>         | <b>70.2</b>                    | <b>114.4</b> | <b>107.6</b> |
| <b>Monthly Housing Costs</b>   |                      |                              |              |                   |             |                           |            |               |                    |                     |                                |              |              |
| Less than \$100 .....  | 10.4                 | .2                           | 1.1          | .8                | 1.9         | 2.0                       | -          | 7.4           | -                  | 5.0                 | .9                             | .7           | 1.2          |
| \$100 to \$199 .....   | 69.3                 | 1.4                          | 8.2          | 1.0               | 3.3         | 11.7                      | .7         | 34.9          | 2.0                | 9.5                 | 9.7                            | 5.2          | 11.5         |
| \$200 to \$249 .....   | 34.5                 | .8                           | 3.4          | .4                | 2.4         | 6.5                       | -          | 15.4          | 2.5                | 3.2                 | 6.0                            | 4.3          | 4.8          |
| \$250 to \$299 .....   | 31.7                 | .6                           | 3.5          | .3                | .9          | 4.0                       | -          | 14.1          | 1.0                | 2.5                 | 3.9                            | 4.4          | 3.9          |
| \$300 to \$349 .....   | 23.1                 | .8                           | 1.8          | .8                | -           | 2.0                       | .2         | 7.8           | .4                 | .8                  | 2.9                            | 3.5          | 3.0          |
| \$350 to \$399 .....   | 20.4                 | .5                           | -            | .3                | .7          | 3.3                       | -          | 4.9           | -                  | 1.0                 | 2.5                            | 5.8          | 2.1          |
| \$400 to \$449 .....   | 18.7                 | .3                           | 1.1          | .3                | .7          | 4.8                       | -          | 3.6           | -                  | .3                  | 4.0                            | 3.8          | .9           |
| \$450 to \$499 .....   | 22.6                 | .4                           | 1.8          | -                 | .8          | 4.0                       | -          | 3.4           | 2.0                | 1.8                 | 2.1                            | 3.9          | 2.2          |
| \$500 to \$599 .....   | 45.8                 | 2.1                          | 2.0          | .9                | 1.5         | 10.7                      | -          | 6.0           | 3.9                | 2.2                 | 6.6                            | 9.4          | 6.8          |
| \$600 to \$699 .....   | 44.5                 | 6.5                          | 1.5          | -                 | .9          | 8.6                       | 1.3        | 3.7           | 5.3                | 2.4                 | 3.3                            | 7.8          | 6.8          |
| \$700 to \$799 .....   | 47.7                 | 5.7                          | .5           | .3                | .6          | 11.7                      | 1.1        | 2.0           | 6.4                | .8                  | 2.2                            | 10.5         | 6.6          |
| \$800 to \$899 .....   | 99.9                 | 18.6                         | -            | 1.4               | 1.6         | 15.4                      | 1.9        | 4.2           | 10.9               | 2.0                 | 7.3                            | 15.8         | 15.1         |
| \$1,000 to \$1,249 .....   | 69.8                 | 16.5                         | -            | .6                | .4          | 7.6                       | .8         | 1.5           | 9.4                | .8                  | 4.3                            | 9.4          | 14.7         |
| \$1,250 to \$1,499 .....   | 36.0                 | 8.2                          | -            | -                 | .5          | 2.1                       | -          | -             | 4.6                | .4                  | 2.0                            | 6.2          | 6.9          |
| \$1,500 or more .....  | 42.9                 | 16.9                         | -            | .9                | .4          | 2.9                       | .3         | 1.7           | 6.5                | -                   | 4.5                            | 9.1          | 5.5          |
| No cash rent .....   | ...                  | ...                          | ...          | ...               | ...         | ...                       | ...        | ...           | ...                | ...                 | ...                            | ...          | ...          |
| Mortgage payment not reported .....  | 73.7                 | 11.4                         | 3.2          | .3                | .9          | 11.7                      | .5         | 9.6           | 7.3                | 4.0                 | 7.9                            | 14.6         | 15.3         |
| <b>Median (excludes no cash rent)</b> .....                                      | <b>672</b>           | <b>1 028</b>                 | <b>245</b>   | <b>517</b>        | <b>284</b>  | <b>597</b>                | <b>...</b> | <b>242</b>    | <b>872</b>         | <b>228</b>          | <b>480</b>                     | <b>712</b>   | <b>742</b>   |
| <b>Median Monthly Housing Costs For Owners</b>                                   |                      |                              |              |                   |             |                           |            |               |                    |                     |                                |              |              |
| Monthly costs including all mortgages plus maintenance costs .....               | 695                  | 1 059                        | 247          | 552               | 312         | 622                       | ...        | 256           | 886                | 240                 | 496                            | 743          | 778          |
| Monthly costs excluding 2nd and subsequent mortgages and maintenance costs ..... | 633                  | 1 012                        | 245          | 517               | 284         | 547                       | ...        | 242           | 868                | 225                 | 438                            | 673          | 710          |
| <b>Monthly Housing Costs as Percent of Current Income<sup>2</sup></b>            |                      |                              |              |                   |             |                           |            |               |                    |                     |                                |              |              |
| Less than 5 percent .....  | 25.9                 | 1.6                          | 3.8          | .5                | .7          | 2.1                       | .9         | 3.3           | 1.3                | .2                  | 1.5                            | 2.8          | 4.2          |
| 5 to 9 percent .....   | 88.1                 | 2.2                          | 5.0          | 1.0               | 1.9         | 10.6                      | .3         | 21.0          | 3.0                | .2                  | 9.4                            | 12.4         | 14.3         |
| 10 to 14 percent .....   | 93.8                 | 4.3                          | 5.1          | 1.2               | 1.8         | 11.9                      | .5         | 23.1          | 5.7                | .9                  | 8.0                            | 15.1         | 15.0         |
| 15 to 19 percent .....   | 115.8                | 12.1                         | 2.0          | 1.7               | 3.3         | 23.8                      | 1.5        | 17.2          | 9.4                | 3.2                 | 12.4                           | 23.7         | 17.8         |
| 20 to 24 percent .....   | 101.8                | 20.2                         | 3.2          | 1.5               | 3.5         | 14.4                      | 1.1        | 14.4          | 13.9               | 3.8                 | 10.2                           | 13.7         | 16.6         |
| 25 to 29 percent .....   | 67.3                 | 13.3                         | 1.4          | .9                | -           | 11.6                      | .2         | 8.9           | 6.3                | 3.1                 | 6.6                            | 10.3         | 9.9          |
| 30 to 34 percent .....   | 37.8                 | 11.0                         | 1.5          | .7                | 1.3         | 5.6                       | -          | 5.7           | 6.3                | 1.2                 | 3.3                            | 4.0          | 5.2          |
| 35 to 39 percent .....   | 25.1                 | 4.1                          | 1.3          | -                 | .7          | 4.8                       | -          | 3.9           | 2.4                | 1.4                 | 2.5                            | 4.7          | 2.7          |
| 40 to 49 percent .....   | 23.7                 | 4.6                          | 1.1          | -                 | .6          | 5.4                       | .6         | 4.4           | 3.4                | 3.1                 | 2.7                            | 5.5          | 2.9          |
| 50 to 59 percent .....   | 11.2                 | 1.6                          | -            | .3                | 2.2         | 2.8                       | -          | 3.1           | 1.6                | 1.6                 | 1.6                            | 1.6          | 1.9          |
| 60 to 69 percent .....   | 5.4                  | .5                           | -            | -                 | -           | 1.5                       | -          | 1.6           | .5                 | 1.2                 | .7                             | 1.8          | .4           |
| 70 to 99 percent .....   | 8.2                  | 2.1                          | -            | -                 | -           | 1.7                       | .3         | 1.9           | .8                 | 5.4                 | .8                             | 2.9          | .5           |
| 100 percent or more <sup>2</sup> .....   | 8.9                  | 1.7                          | -            | .2                | .2          | .8                        | -          | .8            | .3                 | 4.4                 | 1.5                            | .3           | .2           |
| Zero or negative income .....  | 4.4                  | .3                           | .5           | .2                | .2          | .8                        | -          | .8            | .3                 | 4.4                 | 1.5                            | .3           | .2           |
| No cash rent .....   | ...                  | ...                          | ...          | ...               | ...         | ...                       | ...        | ...           | ...                | ...                 | ...                            | ...          | ...          |
| Mortgage payment not reported .....  | 73.7                 | 11.4                         | 3.2          | .3                | .9          | 11.7                      | .5         | 9.6           | 7.3                | 4.0                 | 7.9                            | 14.6         | 15.3         |
| <b>Median (excludes 3 previous lines)</b> .....                                  | <b>19</b>            | <b>25</b>                    | <b>13</b>    | <b>18</b>         | <b>21</b>   | <b>20</b>                 | <b>...</b> | <b>17</b>     | <b>23</b>          | <b>40</b>           | <b>20</b>                      | <b>19</b>    | <b>19</b>    |
| <b>Median (excludes 4 lines before medians)</b> .....                            | <b>19</b>            | <b>25</b>                    | <b>13</b>    | <b>18</b>         | <b>20</b>   | <b>20</b>                 | <b>...</b> | <b>17</b>     | <b>23</b>          | <b>30</b>           | <b>19</b>                      | <b>19</b>    | <b>18</b>    |
| <b>Rent Paid by Lodgers</b>  |                      |                              |              |                   |             |                           |            |               |                    |                     |                                |              |              |
| Lodgers in housing units .....   | 7.2                  | 1.3                          | -            | -                 | .3          | 2.2                       | -          | .7            | .9                 | -                   | 1.5                            | 2.2          | 1.2          |
| Less than \$100 per month .....  | .3                   | -                            | -            | -                 | .3          | .3                        | -          | .3            | -                  | -                   | .3                             | -            | -            |
| \$100 to \$199 .....   | .6                   | .3                           | -            | -                 | .3          | .3                        | -          | .3            | .3                 | -                   | .6                             | -            | -            |
| \$200 to \$299 .....   | 2.6                  | .3                           | -            | -                 | .9          | .9                        | -          | .3            | .3                 | -                   | .3                             | .7           | .9           |
| \$300 to \$399 .....   | .8                   | -                            | -            | -                 | .3          | .3                        | -          | -             | -                  | -                   | .3                             | .3           | .3           |
| \$400 or more per month .....  | 1.2                  | .5                           | -            | -                 | .3          | .3                        | -          | -             | -                  | -                   | .2                             | .3           | -            |
| Not reported .....   | 1.6                  | .3                           | -            | -                 | .3          | .3                        | -          | -             | .4                 | -                   | .7                             | .3           | -            |
| <b>Median</b> .....  | <b>271</b>           | <b>...</b>                   | <b>...</b>   | <b>...</b>        | <b>...</b>  | <b>...</b>                | <b>...</b> | <b>...</b>    | <b>...</b>         | <b>...</b>          | <b>...</b>                     | <b>...</b>   | <b>...</b>   |
| <b>Monthly Cost Paid for Electricity</b>   |                      |                              |              |                   |             |                           |            |               |                    |                     |                                |              |              |
| Electricity used .....   | 691.1                | 91.0                         | 28.0         | 8.2               | 17.3        | 108.6                     | 6.8        | 120.1         | 62.1               | 36.6                | 70.2                           | 114.4        | 107.6        |
| Less than \$25 .....   | 31.6                 | 2.1                          | .4           | .7                | 2.7         | 10.1                      | -          | 14.4          | 1.7                | 5.0                 | 8.3                            | 7.8          | 3.2          |
| \$25 to \$49 .....   | 186.6                | 21.2                         | 12.2         | 3.1               | 5.2         | 44.8                      | 2.3        | 42.1          | 18.5               | 15.4                | 26.7                           | 35.2         | 32.4         |
| \$50 to \$74 .....   | 202.9                | 30.0                         | 6.2          | 1.1               | 6.7         | 27.5                      | 2.3        | 29.3          | 18.2               | 8.1                 | 15.2                           | 35.4         | 33.4         |
| \$75 to \$99 .....   | 134.3                | 18.5                         | 3.8          | 1.9               | 1.6         | 16.9                      | .6         | 18.4          | 11.9               | 3.7                 | 11.4                           | 22.2         | 18.4         |
| \$100 to \$149 .....   | 97.1                 | 12.7                         | 4.4          | 1.2               | .4          | 4.9                       | 1.2        | 10.7          | 8.4                | 2.0                 | 4.3                            | 10.7         | 15.1         |
| \$150 to \$199 .....   | 22.4                 | 4.4                          | 1.0          | -                 | .6          | 1.5                       | -          | 1.8           | 2.0                | .2                  | .3                             | 1.4          | 3.1          |
| \$200 or more .....  | 7.1                  | 1.6                          | -            | -                 | .5          | .5                        | -          | .9            | 1.0                | .5                  | 1.3                            | .6           | .7           |
| <b>Median</b> .....  | <b>65</b>            | <b>68</b>                    | <b>56</b>    | <b>58</b>         | <b>53</b>   | <b>49</b>                 | <b>...</b> | <b>52</b>     | <b>65</b>          | <b>45</b>           | <b>49</b>                      | <b>60</b>    | <b>63</b>    |
| Included in rent, other fee, or obtained free .....                              | 9.2                  | .5                           | -            | .2                | -           | 2.4                       | .4         | 2.4           | .5                 | 1.6                 | 2.5                            | 1.0          | 1.1          |
| <b>Monthly Cost Paid for Piped Gas</b>   |                      |                              |              |                   |             |                           |            |               |                    |                     |                                |              |              |
| Piped gas used .....   | 581.3                | 77.5                         | 15.3         | 6.7               | 13.8        | 101.3                     | 5.4        | 98.7          | 53.7               | 28.5                | 69.0                           | 110.0        | 101.3        |
| Less than \$25 .....   | 41.9                 | 7.3                          | 7.9          | .7                | 1.9         | 5.8                       | -          | 5.6           | 9.7                | 3.0                 | 4.4                            | 4.4          | 10.4         |
| \$25 to \$49 .....   | 271.7                | 36.1                         | 4.5          | 3.8               | 5.2         | 40.4                      | 4.5        | 46.8          | 24.6               | 12.4                | 25.0                           | 48.7         | 45.8         |
| \$50 to \$74 .....   | 196.3                | 24.0                         | 2.8          | 1.7               | 4.8         | 37.6                      | .9         | 35.0          | 14.1               | 8.0                 | 29.0                           | 39.4         | 33.1         |
| \$75 to \$99 .....   | 44.6                 | 6.6                          | -            | .4                | .8          | 11.8                      | -          | 7.5           | 3.4                | 2.8                 | 6.4                            | 11.6         | 7.1          |
| \$100 to \$149 .....   | 17.1                 | 2.4                          | -            | -                 | .3          | 4.5                       | -          | 2.8           | 1.7                | 1.3                 | 1.7                            | 4.0          | 4.2          |
| \$150 to \$199 .....   | 4.2                  | .7                           | -            | -                 | .4          | .9                        | -          | .9            | -                  | .3                  | .8                             | .6           | 1.0          |
| \$200 or more .....  | 1.9                  | .3                           | -            | -                 | .3          | .3                        | -          | .3            | -                  | -                   | .8                             | -            | -            |
| <b>Median</b> .....  | <b>48</b>            | <b>47</b>                    | <b>25</b>    | <b>...</b>        | <b>49</b>   | <b>53</b>                 | <b>...</b> | <b>48</b>     | <b>42</b>          | <b>47</b>           | <b>54</b>                      | <b>51</b>    | <b>47</b>    |
| Included in rent, other fee, or obtained free .....                              | 3.3                  | -                            | -            | .2                | -           | .6                        | -          | .6            | -                  | .6                  | 1.1                            | 1.3          | -            |
| <b>Average Monthly Cost Paid for Fuel Oil</b>                                    |                      |                              |              |                   |             |                           |            |               |                    |                     |                                |              |              |
| Fuel oil used .....  | 8.0                  | .2                           | .5           | .3                | .4          | 1.2                       | .3         | 1.4           | .7                 | .3                  | .6                             | .6           | .3           |
| Less than \$25 .....   | 1.8                  | -                            | -            | -                 | .4          | -                         | .3         | -             | -                  | -                   | -                              | -            | .3           |
| \$25 to \$49 .....   | .8                   | -                            | -            | -                 | -           | -                         | -          | .3            | -                  | -                   | -                              | -            | -            |
| \$50 to \$74 .....   | 1.6                  | -                            | -            | .3                | -           | .3                        | -          | .3            | -                  | .3                  | -                              | -            | -            |
| \$75 to \$99 .....   | .6                   | -                            | -            | -                 | -           | .2                        | -          | .4            | -                  | .2                  | -                              | -            | -            |
| \$100 to \$149 .....   | 1.0                  | -                            | -            | -                 | -           | .3                        | -          | -             | -                  | -                   | -                              | .3           | -            |
| \$150 to \$199 .....   | -                    | -                            | -            | -                 | -           | -                         | -          | -             | -                  | -                   | -                              | -            | -            |
| \$200 or more .....  | .2                   | .2                           | -            | -                 | -           | -                         | -          | -             | -                  | -                   | -                              | -            | -            |
| <b>Median</b> .....  | <b>58</b>            | <b>...</b>                   | <b>...</b>   | <b>...</b>        | <b>...</b>  | <b>...</b>                | <b>...</b> | <b>...</b>    | <b>...</b>         | <b>...</b>          | <b>...</b>                     | <b>...</b>   | <b>...</b>   |
| Included in rent, other fee, or obtained free .....                              | 2.1                  | -                            | .5           | -                 | -           | .3                        | -          | .3            | .5                 | -                   | .3                             | .3           | -            |
| <b>Property Insurance</b>  |                      |                              |              |                   |             |                           |            |               |                    |                     |                                |              |              |
| Property insurance paid .....  | 655.7                | 90.2                         | 19.5         | 7.1               | 15.8        | 99.1                      | 6.4        | 110.8         | 56.7               | 28.9                | 62.7                           | 109.9        | 105.2        |
| <b>Median per month</b> .....  | <b>31</b>            | <b>32</b>                    | <b>19</b>    | <b>31</b>         | <b>23</b>   | <b>30</b>                 | <b>...</b> | <b>28</b>     | <b>27</b>          | <b>27</b>           | <b>38</b>                      | <b>31</b>    | <b>29</b>    |

Table 3-13. Selected Housing Costs - Owner Occupied Units—Con.

[Numbers in the usands. For meaning of symbols, see text.]

| Characteristics  | Total occupied units | Housing unit characteristics |              |                   |          | Household characteristics |          |               |                    |                     | Selected subareas <sup>1</sup> |          |            |
|--|----------------------|------------------------------|--------------|-------------------|----------|---------------------------|----------|---------------|--------------------|---------------------|--------------------------------|----------|------------|
|  |                      | New construction 4 yrs       | Mobile homes | Physical problems |          | Black                     | Hispanic | Elderly (65+) | Moved in past year | Below poverty level | Area one                       | Area two | Area three |
|  |                      |                              |              | Severe            | Moderate |                           |          |               |                    |                     |                                |          |            |
| <b>Monthly Costs Paid for Selected Utilities and Fuels</b> |                      |                              |              |                   |          |                           |          |               |                    |                     |                                |          |            |
| Water paid separately                                      | 557.9                | 82.0                         | 18.8         | 6.7               | 12.8     | 84.3                      | 5.1      | 87.8          | 52.4               | 24.5                | 51.0                           | 97.1     | 93.5       |
| Median   | 21                   | 22                           | 16           | ---               | 21       | 20                        | ---      | 18            | 19                 | 20                  | 22                             | 17       | 25         |
| Trash paid separately                                      | 433.4                | 65.9                         | 5.4          | 3.8               | 7.0      | 48.9                      | 4.1      | 66.9          | 38.5               | 15.8                | 11.1                           | 77.1     | 81.0       |
| Median   | 16                   | 16                           | ---          | ---               | 11       | 17                        | ---      | 15            | 15                 | 15                  | 18                             | 16       | 17         |
| Bottled gas paid separately                                | 43.8                 | 4.2                          | 9.4          | .8                | 3.4      | 1.9                       | .3       | 10.6          | 2.7                | 4.4                 | ---                            | ---      | ---        |
| Median   | 47                   | ---                          | 37           | ---               | ---      | ---                       | ---      | 49            | 9.6                | 2.8                 | 2.8                            | 16.3     | 17.6       |
| Other fuel paid separately                                 | 86.9                 | 15.6                         | 2.6          | 2.6               | 1.9      | 15.4                      | .5       | 6.7           | 10-                | ---                 | ---                            | 10-      | 10-        |
| Median   | 10-                  | 10-                          | ---          | ---               | ---      | 10-                       | ---      | ---           | ---                | ---                 | ---                            | 10-      | 10-        |
| <b>Cost and Ownership Sharing</b>                          |                      |                              |              |                   |          |                           |          |               |                    |                     |                                |          |            |
| Ownership shared by person not living here                 | 16.4                 | .3                           | .9           | ---               | 1.4      | 4.7                       | ---      | 2.4           | .5                 | .9                  | 3.7                            | 2.9      | 3.3        |
| Costs shared by person not living here                     | 2.8                  | ---                          | ---          | ---               | ---      | ---                       | ---      | .2            | .3                 | .5                  | .2                             | .9       | .7         |
| Costs not shared   | 13.5                 | .3                           | .9           | ---               | 1.4      | 4.7                       | ---      | 2.2           | .3                 | .5                  | 3.5                            | 2.0      | 2.6        |
| Cost sharing not reported                                  | ---                  | ---                          | ---          | ---               | ---      | ---                       | ---      | ---           | ---                | ---                 | ---                            | ---      | ---        |
| Ownership not shared                                       | 656.3                | 88.1                         | 27.1         | 8.0               | 15.3     | 101.5                     | 6.8      | 113.9         | 58.1               | 32.6                | 63.5                           | 108.6    | 100.2      |
| Costs shared by person not living here                     | 2.1                  | ---                          | ---          | ---               | ---      | 7                         | ---      | ---           | ---                | .3                  | .4                             | 1.3      | .2         |
| Costs not shared   | 650.5                | 88.1                         | 27.1         | 8.0               | 15.3     | 100.8                     | 6.8      | 113.2         | 58.1               | 32.2                | 63.1                           | 106.6    | 100.0      |
| Cost sharing not reported                                  | 3.7                  | ---                          | ---          | ---               | ---      | ---                       | ---      | .7            | ---                | ---                 | ---                            | ---      | ---        |
| Ownership sharing not reported                             | 18.4                 | 2.6                          | ---          | .2                | .6       | 2.5                       | ---      | 3.9           | 3.5                | 3.2                 | 2.9                            | 2.8      | 4.0        |
| <b>Monthly Payment for Principal and Interest</b>          |                      |                              |              |                   |          |                           |          |               |                    |                     |                                |          |            |
| Less than \$100  | 9.7                  | ---                          | 1.4          | ---               | .5       | 2.6                       | ---      | 3.1           | ---                | .7                  | 1.7                            | 1.9      | .9         |
| \$100 to \$199   | 31.8                 | .6                           | 1.6          | .4                | .7       | 7.3                       | ---      | 7.9           | .6                 | .3                  | 3.7                            | 8.9      | 2.6        |
| \$200 to \$249   | 21.3                 | ---                          | .6           | ---               | .3       | 6.4                       | ---      | 3.4           | ---                | ---                 | 3.4                            | 3.9      | 3.7        |
| \$250 to \$299   | 22.4                 | .4                           | 2.4          | .6                | .4       | 3.1                       | ---      | 3.2           | 3.4                | 2.1                 | 1.5                            | 3.7      | 2.1        |
| \$300 to \$349   | 22.0                 | 1.1                          | 1.0          | .3                | .8       | 6.4                       | ---      | 1.8           | 1.5                | 1.5                 | 2.5                            | 5.5      | 3.4        |
| \$350 to \$399   | 18.8                 | .3                           | .8           | .3                | .9       | 3.8                       | ---      | 1.3           | 2.0                | ---                 | 2.3                            | 2.5      | 2.4        |
| \$400 to \$449   | 17.9                 | 3.9                          | ---          | ---               | .6       | 3.9                       | .3       | 2.0           | 1.7                | .6                  | 2.4                            | 1.8      | 2.7        |
| \$450 to \$499   | 24.0                 | 3.9                          | ---          | ---               | .2       | 5.9                       | .4       | 1.2           | 2.0                | 1.2                 | 2.2                            | 3.3      | 3.5        |
| \$500 to \$599   | 63.4                 | 7.1                          | 1.0          | .8                | 1.1      | 11.5                      | 3.1      | 2.4           | 7.3                | 1.7                 | 2.4                            | 12.2     | 9.3        |
| \$600 to \$699   | 60.4                 | 11.0                         | ---          | .6                | .5       | 10.2                      | .6       | .8            | 6.3                | .5                  | 5.3                            | 10.0     | 8.3        |
| \$700 to \$799   | 43.3                 | 10.9                         | ---          | .6                | .3       | 5.3                       | .3       | 1.9           | 6.8                | .5                  | 2.0                            | 6.6      | 6.9        |
| \$800 to \$999   | 50.6                 | 13.6                         | ---          | .3                | 1.1      | 3.9                       | .5       | .3            | 7.3                | .9                  | 2.0                            | 7.8      | 11.9       |
| \$1,000 to \$1,249   | 30.2                 | 8.8                          | ---          | .7                | .3       | 2.8                       | ---      | ---           | 5.0                | ---                 | 1.8                            | 7.5      | 5.4        |
| \$1,250 to \$1,499   | 11.7                 | 5.1                          | ---          | ---               | ---      | .9                        | ---      | ---           | 1.4                | ---                 | .8                             | 2.2      | 1.3        |
| \$1,500 or more  | 17.2                 | 7.7                          | ---          | .3                | .9       | 11.7                      | .5       | 9.6           | 7.3                | 4.0                 | 7.9                            | 14.6     | 15.3       |
| Not reported   | 73.7                 | 11.4                         | 3.2          | .3                | .4       | ---                       | ---      | ---           | ---                | ---                 | ---                            | ---      | ---        |
| Median   | 586                  | 781                          | 266          | ---               | 415      | 482                       | ---      | 264           | 693                | 440                 | 451                            | 572      | 645        |
| <b>Average Monthly Cost Paid for Real Estate Taxes:</b>    |                      |                              |              |                   |          |                           |          |               |                    |                     |                                |          |            |
| Less than \$25   | 92.6                 | 8.2                          | 24.2         | 2.5               | 6.5      | 17.4                      | .2       | 38.7          | 13.2               | 12.2                | 5.7                            | 7.6      | 20.7       |
| \$25 to \$49   | 112.3                | 8.8                          | 2.0          | .3                | 4.7      | 23.4                      | 2.2      | 24.0          | 6.1                | 7.8                 | 12.8                           | 14.0     | 22.9       |
| \$50 to \$74   | 151.8                | 19.0                         | ---          | 2.0               | 1.3      | 28.6                      | 1.9      | 19.1          | 14.8               | 8.3                 | 12.9                           | 25.3     | 19.1       |
| \$75 to \$99   | 110.1                | 15.8                         | ---          | .7                | 1.2      | 21.0                      | 1.0      | 13.3          | 10.6               | 3.9                 | 9.3                            | 20.3     | 17.0       |
| \$100 to \$149   | 115.1                | 15.0                         | ---          | 1.1               | 1.6      | 12.6                      | .8       | 10.0          | 9.0                | 1.8                 | 11.9                           | 18.7     | 18.9       |
| \$150 to \$199   | 52.6                 | 10.7                         | ---          | 1.4               | 1.0      | 2.6                       | .3       | 5.9           | 3.6                | 1.2                 | 6.6                            | 16.1     | 5.4        |
| \$200 or more  | 56.7                 | 13.5                         | 1.8          | .2                | .9       | 3.0                       | .2       | 9.2           | 4.8                | 1.4                 | 11.0                           | 12.4     | 3.6        |
| Median   | 73                   | 90                           | 25-          | 66                | 36       | 62                        | ---      | 47            | 70                 | 45                  | 85                             | 88       | 83         |
| <b>Annual Taxes Paid Per \$1,000 Value</b>                 |                      |                              |              |                   |          |                           |          |               |                    |                     |                                |          |            |
| Less than \$5  | 79.0                 | 9.9                          | 4.5          | 1.8               | 3.7      | 15.2                      | .5       | 36.8          | 10.1               | 10.3                | 3.6                            | 9.2      | 21.9       |
| \$5 to \$9   | 242.0                | 32.8                         | 7.9          | 4.0               | 5.6      | 30.8                      | 3.8      | 38.7          | 21.9               | 11.0                | 13.3                           | 28.0     | 51.0       |
| \$10 to \$14   | 254.8                | 37.7                         | 6.6          | 1.2               | 2.4      | 38.7                      | 1.6      | 27.4          | 21.9               | 9.4                 | 22.5                           | 58.6     | 28.3       |
| \$15 to \$19   | 70.1                 | 9.1                          | 1.8          | 1.2               | 2.2      | 16.7                      | .7       | 10.3          | 6.0                | 3.4                 | 16.7                           | 14.9     | 5.7        |
| \$20 to \$24   | 17.6                 | .5                           | 1.5          | ---               | 1.5      | 4.3                       | ---      | 3.1           | 1.2                | .9                  | 7.0                            | 2.1      | 1.4        |
| \$25 or more   | 27.5                 | 1.1                          | 5.6          | ---               | 1.9      | 3.0                       | .2       | 5.7           | 1.0                | 1.6                 | 6.9                            | 1.5      | 1.3        |
| Median   | 10                   | 10                           | 11           | 8                 | 9        | 11                        | ---      | 8             | 10                 | 9                   | 14                             | 12       | 8          |
| <b>Routine Maintenance in Last Year</b>                    |                      |                              |              |                   |          |                           |          |               |                    |                     |                                |          |            |
| Less than \$25 per month                                   | 441.8                | 65.0                         | 25.3         | 4.8               | 11.5     | 71.5                      | 5.4      | 91.0          | 43.4               | 28.2                | 45.8                           | 64.7     | 60.5       |
| \$25 to \$49   | 103.3                | 12.6                         | 2.0          | 1.2               | 2.8      | 16.6                      | ---      | 11.4          | 6.7                | 3.0                 | 9.5                            | 20.2     | 18.3       |
| \$50 to \$74   | 30.3                 | 2.1                          | .7           | ---               | ---      | 3.9                       | .3       | 4.5           | 1.1                | .5                  | 3.4                            | 5.1      | 5.0        |
| \$75 to \$99   | 25.5                 | 2.1                          | ---          | .4                | 1.2      | 2.9                       | ---      | 1.6           | 1.6                | .3                  | 1.5                            | 6.3      | 5.0        |
| \$100 to \$149   | 23.6                 | 2.5                          | ---          | .6                | ---      | 3.5                       | .2       | 3.0           | 2.1                | 1.5                 | 2.4                            | 4.4      | 5.6        |
| \$150 to \$199   | 18.5                 | 1.9                          | ---          | ---               | ---      | 2.1                       | .3       | 2.6           | .6                 | ---                 | 1.1                            | 3.8      | 3.9        |
| \$200 or more per month                                    | 19.1                 | 2.1                          | ---          | .6                | 1.1      | 1.5                       | .2       | .9            | 1.4                | ---                 | 1.8                            | 4.9      | 4.5        |
| Not reported   | 29.1                 | 2.7                          | ---          | .7                | .9       | 6.5                       | .3       | 5.2           | 5.2                | 3.0                 | 4.7                            | 5.0      | 4.8        |
| Median   | 25-                  | 25-                          | 25-          | 25-               | 25-      | 25-                       | ---      | 25-           | 25-                | 25-                 | 25-                            | 25-      | 25-        |
| <b>Condominium and Cooperative Fee</b>                     |                      |                              |              |                   |          |                           |          |               |                    |                     |                                |          |            |
| Fee paid   | 18.5                 | 1.6                          | ---          | ---               | .2       | 2.1                       | .4       | 3.0           | 1.7                | .2                  | 4.5                            | 5.0      | 3.4        |
| Less than \$25 per month                                   | ---                  | ---                          | ---          | ---               | ---      | ---                       | ---      | ---           | ---                | ---                 | ---                            | ---      | ---        |
| \$25 to \$49   | .3                   | .3                           | ---          | ---               | ---      | .3                        | ---      | ---           | ---                | ---                 | .4                             | ---      | ---        |
| \$50 to \$74   | .9                   | .3                           | ---          | ---               | ---      | ---                       | ---      | .5            | .3                 | ---                 | ---                            | .8       | .5         |
| \$75 to \$99   | 2.7                  | .5                           | ---          | ---               | ---      | ---                       | ---      | ---           | ---                | ---                 | ---                            | 1.9      | 2.3        |
| \$100 to \$149   | 7.8                  | .3                           | ---          | ---               | .2       | .2                        | ---      | 1.2           | .4                 | ---                 | 1.7                            | ---      | .3         |
| \$150 to \$199   | 2.9                  | .3                           | ---          | ---               | ---      | ---                       | ---      | ---           | ---                | ---                 | ---                            | 1.0      | ---        |
| \$200 or more per month                                    | 2.5                  | ---                          | ---          | ---               | ---      | ---                       | .4       | 1.0           | .5                 | ---                 | ---                            | 1.0      | .3         |
| Not reported   | 1.6                  | ---                          | ---          | ---               | ---      | ---                       | ---      | ---           | ---                | ---                 | ---                            | ---      | ---        |
| Median   | 130                  | ---                          | ---          | ---               | ---      | ---                       | ---      | ---           | ---                | ---                 | ---                            | ---      | ---        |
| <b>Other Housing Costs Per Month</b>                       |                      |                              |              |                   |          |                           |          |               |                    |                     |                                |          |            |
| Homeowner association fee paid                             | 17.0                 | 1.6                          | ---          | ---               | .2       | 1.9                       | .4       | 3.0           | 1.7                | ---                 | 4.5                            | 3.9      | 3.1        |
| Median   | 130                  | ---                          | ---          | ---               | ---      | ---                       | ---      | ---           | ---                | ---                 | ---                            | ---      | ---        |
| Mobile home park fee paid                                  | .5                   | ---                          | .5           | ---               | ---      | ---                       | ---      | ---           | ---                | ---                 | ---                            | ---      | ---        |
| Median   | ---                  | ---                          | ---          | ---               | ---      | ---                       | ---      | ---           | ---                | ---                 | ---                            | ---      | ---        |
| Land rent fee paid   | ---                  | ---                          | ---          | ---               | ---      | ---                       | ---      | ---           | ---                | ---                 | ---                            | ---      | ---        |
| Median   | ---                  | ---                          | ---          | ---               | ---      | ---                       | ---      | ---           | ---                | ---                 | ---                            | ---      | ---        |

<sup>1</sup>See back cover for details.

<sup>2</sup>May reflect a temporary situation, living off savings, or response error.

<sup>3</sup>Beginning with 1989 this item uses current income in its calculation. See appendix A.



**Table 3-14. Value, Purchase Price, and Source of Down Payment - Owner Occupied Units**

[Numbers in thousands. For meaning of symbols, see text.]

| Characteristics                                      | Total occupied units | Housing unit characteristics |               |                   |               | Household characteristics |            |               |                    |                     | Selected subareas <sup>1</sup> |               |               |
|--|----------------------|------------------------------|---------------|-------------------|---------------|---------------------------|------------|---------------|--------------------|---------------------|--------------------------------|---------------|---------------|
|  |                      | New construction 4 yrs       | Mobile homes  | Physical problems |               | Black                     | Hispanic   | Elderly (65+) | Moved in past year | Below poverty level | Area one                       | Area two      | Area three    |
|  |                      |                              |               | Severe            | Moderate      |                           |            |               |                    |                     |                                |               |               |
| <b>Total</b> .....                                   | <b>691.1</b>         | <b>91.0</b>                  | <b>28.0</b>   | <b>8.2</b>        | <b>17.3</b>   | <b>108.6</b>              | <b>8.8</b> | <b>120.1</b>  | <b>62.1</b>        | <b>36.6</b>         | <b>70.2</b>                    | <b>114.4</b>  | <b>107.6</b>  |
| <b>Value</b>   |                      |                              |               |                   |               |                           |            |               |                    |                     |                                |               |               |
| Less than \$10,000.....                              | 15.5                 | -                            | 12.3          | -                 | 1.3           | .3                        | -          | 1.2           | 1.6                | 1.1                 | .3                             | -             | 2.2           |
| \$10,000 to \$19,999.....                            | 16.0                 | 1.4                          | 10.4          | 1.0               | .6            | 1.6                       | .2         | 2.8           | 2.2                | 2.2                 | 1.5                            | .7            | 2.0           |
| \$20,000 to \$29,999.....                            | 11.3                 | -                            | 2.1           | -                 | 2.3           | 3.4                       | -          | 4.4           | 1.3                | 1.2                 | 3.4                            | .9            | .3            |
| \$30,000 to \$39,999.....                            | 16.1                 | -                            | 2.7           | -                 | 1.4           | 5.6                       | -          | 5.8           | 1.5                | 3.0                 | 5.3                            | .9            | 2.3           |
| \$40,000 to \$49,999.....                            | 25.0                 | -                            | .5            | -                 | 1.6           | 13.2                      | -          | 8.8           | 1.3                | 4.5                 | 7.1                            | 3.1           | .6            |
| \$50,000 to \$59,999.....                            | 45.3                 | 2.5                          | -             | 1.1               | 1.7           | 13.2                      | -          | 12.9          | 4.4                | 5.6                 | 7.4                            | 7.3           | 9.2           |
| \$60,000 to \$69,999.....                            | 73.5                 | 4.3                          | -             | .3                | 1.5           | 16.7                      | 2.0        | 13.7          | 3.6                | 3.1                 | 10.9                           | 11.3          | 12.2          |
| \$70,000 to \$79,999.....                            | 91.3                 | 11.1                         | -             | 1.1               | 2.3           | 19.0                      | .9         | 13.3          | 6.3                | 3.6                 | 3.3                            | 17.7          | 12.6          |
| \$80,000 to \$89,999.....                            | 126.1                | 17.0                         | -             | 1.3               | .9            | 20.1                      | 1.4        | 18.1          | 11.3               | 4.1                 | 6.8                            | 21.2          | 18.9          |
| \$100,000 to \$119,999.....                          | 74.9                 | 14.6                         | -             | .6                | 1.4           | 6.0                       | 1.4        | 12.9          | 7.5                | 4.0                 | 3.7                            | 11.7          | 13.7          |
| \$120,000 to \$149,999.....                          | 76.5                 | 13.0                         | -             | .7                | .7            | 4.2                       | .3         | 8.9           | 7.1                | 2.4                 | 7.5                            | 15.8          | 12.8          |
| \$150,000 to \$199,999.....                          | 67.0                 | 13.1                         | -             | .9                | .9            | 2.2                       | -          | 6.8           | 6.6                | 1.2                 | 5.8                            | 15.4          | 13.9          |
| \$200,000 to \$249,999.....                          | 23.6                 | 3.9                          | -             | .6                | -             | 1.1                       | -          | 4.6           | 2.0                | .2                  | 2.9                            | 4.2           | 3.4           |
| \$250,000 to \$299,999.....                          | 9.2                  | 3.7                          | -             | .4                | -             | .6                        | .5         | 1.5           | .8                 | .4                  | 1.0                            | 1.6           | 1.1           |
| \$300,000 or more.....                               | 19.7                 | 6.1                          | -             | .3                | .7            | 1.4                       | -          | 4.3           | 1.9                | -                   | 3.3                            | 2.7           | 2.4           |
| <b>Median</b> .....                                  | <b>68 178</b>        | <b>112 328</b>               | <b>11 676</b> | <b>89 295</b>     | <b>58 225</b> | <b>70 181</b>             | <b>-</b>   | <b>77 822</b> | <b>90 895</b>      | <b>62 377</b>       | <b>69 175</b>                  | <b>94 567</b> | <b>93 136</b> |
| <b>Ratio of Value to Current Income<sup>2</sup></b>  |                      |                              |               |                   |               |                           |            |               |                    |                     |                                |               |               |
| Less than 1.5.....                                   | 203.0                | 15.5                         | 25.5          | 2.4               | 5.8           | 31.7                      | 4.0        | 12.7          | 18.6               | 2.1                 | 17.6                           | 30.1          | 34.0          |
| 1.5 to 1.9.....                                      | 123.2                | 19.5                         | 1.5           | 1.1               | 1.0           | 20.4                      | .5         | 6.5           | 13.1               | .6                  | 9.8                            | 18.4          | 23.0          |
| 2.0 to 2.4.....                                      | 97.6                 | 17.6                         | -             | .7                | 2.2           | 15.5                      | .2         | 11.4          | 9.2                | .9                  | 8.9                            | 19.3          | 14.3          |
| 2.5 to 2.9.....                                      | 68.5                 | 12.7                         | -             | -                 | 1.7           | 10.3                      | .3         | 12.5          | 7.5                | 1.0                 | 7.2                            | 10.3          | 10.9          |
| 3.0 to 3.9.....                                      | 72.0                 | 11.6                         | .8            | .8                | .5            | 10.5                      | .6         | 19.6          | 5.9                | 1.4                 | 7.7                            | 14.5          | 10.2          |
| 4.0 to 4.9.....                                      | 35.2                 | 3.5                          | -             | .4                | 1.1           | 5.7                       | -          | 12.6          | 2.7                | 2.2                 | 4.2                            | 6.2           | 3.5           |
| 5.0 or more.....                                     | 86.4                 | 10.0                         | -             | 2.7               | 4.7           | 13.5                      | 1.2        | 43.8          | 4.9                | 23.2                | 13.3                           | 15.3          | 11.3          |
| Zero or negative income.....                         | 5.3                  | .5                           | .5            | .2                | .2            | 1.1                       | -          | 1.0           | .3                 | 5.3                 | 1.5                            | .3            | .5            |
| <b>Median</b> .....                                  | <b>2.1</b>           | <b>2.3</b>                   | <b>1.5</b>    | <b>2.4</b>        | <b>2.4</b>    | <b>2.1</b>                | <b>-</b>   | <b>3.8</b>    | <b>2.0</b>         | <b>5.0+</b>         | <b>2.4</b>                     | <b>2.2</b>    | <b>1.9</b>    |
| <b>Other Activities on Property<sup>2</sup></b>      |                      |                              |               |                   |               |                           |            |               |                    |                     |                                |               |               |
| Commercial establishment.....                        | 6.0                  | .3                           | 1.0           | -                 | -             | -                         | .3         | .6            | .3                 | .3                  | .7                             | 1.0           | 1.0           |
| Medical or dental office.....                        | 1.0                  | -                            | .5            | -                 | -             | .2                        | -          | .3            | -                  | -                   | .5                             | -             | .5            |
| Neither.....   | 684.6                | 90.7                         | 27.0          | 8.2               | 17.3          | 108.4                     | 6.5        | 119.3         | 61.8               | 36.3                | 69.0                           | 113.3         | 106.6         |
| <b>Year Unit Acquired</b>                            |                      |                              |               |                   |               |                           |            |               |                    |                     |                                |               |               |
| 1990 to 1994.....                                    | 89.1                 | 36.6                         | 8.3           | 1.7               | 1.1           | 14.5                      | 2.0        | 3.1           | 57.1               | 2.6                 | 3.9                            | 15.2          | 13.5          |
| 1985 to 1989.....                                    | 225.9                | 51.7                         | 4.8           | 1.7               | 2.9           | 27.6                      | 3.6        | 13.7          | 1.5                | 5.0                 | 13.2                           | 37.1          | 35.6          |
| 1980 to 1984.....                                    | 95.4                 | -                            | 6.3           | 1.2               | 1.6           | 13.2                      | .5         | 9.1           | -                  | 2.8                 | 11.5                           | 11.7          | 18.9          |
| 1975 to 1979.....                                    | 87.9                 | -                            | 4.3           | .9                | 1.9           | 19.1                      | -          | 11.2          | .3                 | 3.6                 | 7.0                            | 16.8          | 11.8          |
| 1970 to 1974.....                                    | 69.5                 | -                            | 2.4           | .7                | 1.6           | 13.4                      | -          | 17.5          | -                  | 5.7                 | 10.7                           | 13.2          | 8.7           |
| 1960 to 1969.....                                    | 70.6                 | -                            | .6            | 1.0               | 4.1           | 12.6                      | .3         | 32.1          | -                  | 7.9                 | 13.9                           | 13.8          | 12.1          |
| 1950 to 1959.....                                    | 26.0                 | -                            | -             | .4                | 1.8           | 3.7                       | .3         | 22.6          | -                  | 4.6                 | 5.6                            | 3.1           | 3.1           |
| 1940 to 1949.....                                    | 6.3                  | -                            | -             | .3                | .9            | .7                        | -          | 6.0           | -                  | 1.6                 | .8                             | .6            | .6            |
| 1939 or earlier.....                                 | 1.8                  | -                            | -             | -                 | .6            | .3                        | -          | 1.8           | -                  | -                   | .3                             | .3            | .6            |
| Not reported.....                                    | 18.7                 | -                            | 1.4           | .2                | .6            | 3.4                       | -          | 3.1           | 3.2                | 2.8                 | 3.3                            | 2.6           | 2.6           |
| <b>Median</b> .....                                  | <b>1984</b>          | <b>-</b>                     | <b>1985</b>   | <b>1983</b>       | <b>1973</b>   | <b>1981</b>               | <b>-</b>   | <b>1969</b>   | <b>1990+</b>       | <b>1972</b>         | <b>1977</b>                    | <b>1983</b>   | <b>1984</b>   |
| <b>First Time Owners</b>                             |                      |                              |               |                   |               |                           |            |               |                    |                     |                                |               |               |
| First home ever owned.....                           | 268.2                | 28.4                         | 16.6          | 4.1               | 9.9           | 64.9                      | 4.4        | 42.2          | 23.3               | 20.0                | 41.6                           | 41.2          | 36.4          |
| Not first home.....                                  | 400.4                | 60.0                         | 11.5          | 3.9               | 6.3           | 40.1                      | 2.3        | 74.8          | 34.4               | 13.1                | 24.3                           | 70.3          | 67.5          |
| Not reported.....                                    | 22.5                 | 2.6                          | -             | 2                 | 1.0           | 3.6                       | -          | 3.1           | 4.4                | 3.5                 | 4.2                            | 2.9           | 3.7           |
| <b>Purchase Price</b>                                |                      |                              |               |                   |               |                           |            |               |                    |                     |                                |               |               |
| Home purchased or built.....                         | 658.9                | 87.5                         | 25.7          | 7.7               | 14.4          | 101.5                     | 6.8        | 112.6         | 58.4               | 30.6                | 63.0                           | 110.6         | 103.5         |
| Less than \$10,000.....                              | 31.9                 | .3                           | 7.4           | .5                | 3.4           | 4.4                       | -          | 15.0          | 2.7                | 4.7                 | 3.8                            | 1.9           | 4.9           |
| \$10,000 to \$19,999.....                            | 67.8                 | 1.3                          | 11.0          | 1.0               | 2.7           | 16.3                      | .3         | 24.8          | 2.0                | 5.9                 | 12.9                           | 11.8          | 11.7          |
| \$20,000 to \$29,999.....                            | 44.2                 | .7                           | 1.8           | .4                | 1.3           | 13.3                      | -          | 11.5          | .8                 | 3.2                 | 10.5                           | 7.4           | 5.4           |
| \$30,000 to \$39,999.....                            | 56.3                 | -                            | 1.8           | .3                | 1.6           | 11.9                      | -          | 10.6          | 2.1                | 1.7                 | 6.1                            | 9.6           | 4.5           |
| \$40,000 to \$49,999.....                            | 45.5                 | 2.2                          | -             | .3                | .3            | 8.7                       | .3         | 5.3           | 2.2                | 1.7                 | 4.3                            | 9.8           | 5.5           |
| \$50,000 to \$59,999.....                            | 46.1                 | 4.5                          | -             | .3                | .9            | 10.1                      | .9         | 5.3           | 3.0                | 1.2                 | 3.8                            | 9.2           | 7.5           |
| \$60,000 to \$69,999.....                            | 65.4                 | 8.9                          | -             | .3                | .9            | 11.2                      | 2.0        | 5.8           | 6.8                | 1.2                 | 1.8                            | 15.3          | 10.6          |
| \$70,000 to \$79,999.....                            | 55.0                 | 9.3                          | -             | 1.4               | .2            | 5.6                       | 2.0        | 3.4           | 6.7                | .5                  | 2.9                            | 6.8           | 8.8           |
| \$80,000 to \$89,999.....                            | 64.9                 | 16.9                         | -             | .7                | .4            | 6.7                       | -          | 3.9           | 8.8                | 1.3                 | 1.6                            | 9.5           | 11.6          |
| \$100,000 to \$119,999.....                          | 35.2                 | 10.0                         | -             | .3                | -             | 1.7                       | .5         | 2.7           | 6.2                | .6                  | 1.5                            | 6.0           | 7.0           |
| \$120,000 to \$149,999.....                          | 35.3                 | 9.2                          | -             | -                 | .3            | 1.4                       | -          | .3            | 5.8                | -                   | 2.5                            | 7.4           | 7.2           |
| \$150,000 to \$199,999.....                          | 26.9                 | 10.7                         | -             | .2                | -             | 1.6                       | -          | 1.0           | 5.5                | .4                  | 2.5                            | 5.3           | 5.6           |
| \$200,000 to \$249,999.....                          | 8.9                  | 2.5                          | -             | .3                | -             | 1.5                       | .2         | .7            | 1.0                | -                   | 1.2                            | 2.1           | 1.3           |
| \$250,000 to \$299,999.....                          | 3.9                  | 1.6                          | -             | .4                | -             | -                         | .3         | -             | .5                 | -                   | .4                             | .3            | -             |
| \$300,000 or more.....                               | 6.5                  | 3.5                          | -             | -                 | .4            | -                         | -          | -             | .8                 | -                   | 1.1                            | .9            | 1.1           |
| Not reported.....                                    | 65.2                 | 6.1                          | 3.1           | 1.4               | 2.1           | 7.3                       | .3         | 22.3          | 3.4                | 8.3                 | 5.8                            | 7.4           | 10.9          |
| <b>Median</b> .....                                  | <b>60 788</b>        | <b>98 075</b>                | <b>13 539</b> | <b>70 168</b>     | <b>20 368</b> | <b>41 472</b>             | <b>-</b>   | <b>24 620</b> | <b>82 565</b>      | <b>21 947</b>       | <b>32 153</b>                  | <b>61 200</b> | <b>66 474</b> |
| Received as inheritance or gift.....                 | 13.5                 | .8                           | 1.0           | .3                | 2.3           | 3.7                       | -          | 4.4           | .5                 | 3.2                 | 3.9                            | 1.1           | 1.4           |
| Not reported.....                                    | 18.7                 | 2.7                          | 1.4           | .2                | .6            | 3.4                       | -          | 3.1           | 3.2                | 2.8                 | 3.3                            | 2.6           | 2.6           |
| <b>Major Source of Down Payment</b>                  |                      |                              |               |                   |               |                           |            |               |                    |                     |                                |               |               |
| Home purchased or built.....                         | 658.9                | 87.5                         | 25.7          | 7.7               | 14.4          | 101.5                     | 6.8        | 112.6         | 58.4               | 30.6                | 63.0                           | 110.6         | 103.5         |
| Sale of previous home.....                           | 230.5                | 37.1                         | 4.4           | 1.6               | 3.2           | 15.3                      | .2         | 39.4          | 16.9               | 4.7                 | 8.6                            | 37.3          | 41.3          |
| Savings or cash on hand.....                         | 305.8                | 34.7                         | 12.4          | 4.4               | 7.3           | 68.0                      | 4.8        | 50.0          | 30.3               | 18.1                | 43.2                           | 58.9          | 45.2          |
| Sale of other investment.....                        | 5.5                  | .5                           | -             | -                 | -             | -                         | .3         | 1.2           | .3                 | .3                  | .3                             | .3            | .8            |
| Borrowing, other than mortgage on this property..... | 11.5                 | -                            | 2.6           | .2                | -             | 2.0                       | -          | 2.2           | -                  | .2                  | 2.0                            | 1.4           | 2.0           |
| Inheritance or gift.....                             | 12.5                 | 2.0                          | .5            | .4                | -             | 2.1                       | -          | 1.1           | 1.5                | -                   | 2.4                            | 2.6           | 1.7           |
| Land where building built used for financing.....    | 7.6                  | 1.6                          | -             | -                 | .8            | .6                        | .3         | 1.9           | .8                 | 1.2                 | .3                             | -             | 1.2           |
| Other.....   | 21.6                 | 3.7                          | -             | .5                | 1.3           | 2.0                       | .5         | 2.7           | 2.7                | -                   | 1.5                            | 3.5           | 3.1           |
| No down payment.....                                 | 47.8                 | 5.8                          | 3.9           | .3                | 2.0           | 8.7                       | .6         | 11.5          | 3.7                | 3.7                 | 2.6                            | 4.9           | 6.7           |
| Not reported.....                                    | 16.1                 | 2.2                          | 1.9           | .3                | -             | 2.8                       | -          | 2.6           | 2.3                | 2.3                 | 2.0                            | 1.9           | 1.6           |

<sup>1</sup>See back cover for details.

<sup>2</sup>Figures may not add to total because more than one category may apply to a unit.

<sup>3</sup>Beginning with 1989 this item uses current income in its calculation. See appendix A.

Table 3-15. Mortgage Characteristics - Owner Occupied Units

[Numbers in thousands. For meaning of symbols, see text.]

| Characteristics   | Total occupied units | Housing unit characteristics |              |                   |             | Household characteristics |              |               |                    |                     | Selected subareas <sup>1</sup> |              |              |
|---|----------------------|------------------------------|--------------|-------------------|-------------|---------------------------|--------------|---------------|--------------------|---------------------|--------------------------------|--------------|--------------|
|   |                      | New construction 4 yrs       | Mobile homes | Physical problems |             | Black                     | Hispanic     | Elderly (65+) | Moved in past year | Below poverty level | Area one                       | Area two     | Area three   |
|   |                      |                              |              | Severe            | Mod-erate   |                           |              |               |                    |                     |                                |              |              |
| <b>Total</b> .....  | <b>691.1</b>         | <b>91.0</b>                  | <b>28.0</b>  | <b>8.2</b>        | <b>17.3</b> | <b>108.6</b>              | <b>8.8</b>   | <b>120.1</b>  | <b>62.1</b>        | <b>36.6</b>         | <b>70.2</b>                    | <b>114.4</b> | <b>107.6</b> |
| <b>Mortgages Currently on Property</b>                        |                      |                              |              |                   |             |                           |              |               |                    |                     |                                |              |              |
| None, owned free and clear .....                              | 172.6                | 5.0                          | 15.9         | 3.0               | 8.8         | 22.4                      | .9           | 79.9          | 6.1                | 22.6                | 26.9                           | 19.0         | 23.5         |
| With mortgage or land contract .....                          | 518.5                | 86.0                         | 12.1         | 5.2               | 8.4         | 86.2                      | 5.9          | 40.2          | 56.0               | 14.0                | 43.2                           | 95.4         | 84.1         |
| One mortgage or land contract .....                           | 443.9                | 80.2                         | 12.1         | 4.6               | 7.4         | 69.8                      | 5.9          | 35.8          | 52.7               | 9.1                 | 33.4                           | 82.9         | 71.5         |
| Two mortgages .....   | 57.5                 | 3.3                          | -            | .6                | .8          | 13.3                      | -            | 1.2           | 1.1                | 2.7                 | 7.6                            | 9.6          | 9.1          |
| Three or more mortgages .....                                 | 1.2                  | -                            | -            | -                 | -           | .3                        | -            | -             | -                  | -                   | -                              | -            | -            |
| Number of mortgages not reported .....                        | 15.9                 | 2.5                          | -            | -                 | .2          | 2.7                       | -            | 3.3           | 2.2                | 2.3                 | 2.2                            | 2.9          | 3.4          |
| <b>OWNERS WITH ONE OR MORE MORTGAGES</b>                      |                      |                              |              |                   |             |                           |              |               |                    |                     |                                |              |              |
| <b>Total</b> .....  | <b>518.5</b>         | <b>86.0</b>                  | <b>12.1</b>  | <b>5.2</b>        | <b>8.4</b>  | <b>86.2</b>               | <b>5.9</b>   | <b>40.2</b>   | <b>56.0</b>        | <b>14.0</b>         | <b>43.2</b>                    | <b>95.4</b>  | <b>84.1</b>  |
| <b>Type of Primary Mortgage</b>                               |                      |                              |              |                   |             |                           |              |               |                    |                     |                                |              |              |
| FHA .....   | 111.0                | 23.4                         | -            | 1.0               | 2.8         | 35.3                      | 1.4          | 4.8           | 17.6               | 3.4                 | 9.0                            | 26.4         | 17.5         |
| VA .....  | 49.7                 | 4.5                          | -            | 1.2               | 1.1         | 14.1                      | -            | 3.7           | 2.8                | 1.8                 | 3.5                            | 11.0         | 8.3          |
| Farmers Home Administration .....                             | 2.9                  | 1.1                          | -            | -                 | -           | .6                        | -            | .3            | .4                 | -                   | .3                             | .3           | .3           |
| Other types .....   | 322.7                | 51.8                         | 10.7         | 3.0               | 3.8         | 31.4                      | 4.2          | 25.5          | 32.2               | 6.2                 | 26.0                           | 52.5         | 51.1         |
| Don't know .....  | 12.7                 | 1.7                          | 1.4          | -                 | .6          | 1.7                       | .3           | 1.8           | .8                 | .4                  | 1.9                            | 1.4          | 2.3          |
| Not reported .....  | 19.4                 | 3.3                          | -            | -                 | .2          | 3.1                       | -            | 4.1           | 2.2                | 2.3                 | 2.5                            | 3.7          | 4.6          |
| <b>Lower Cos: State and Local Mortgages</b>                   |                      |                              |              |                   |             |                           |              |               |                    |                     |                                |              |              |
| State or local program used .....                             | 27.6                 | 4.9                          | -            | -                 | 1.6         | 7.4                       | .6           | 2.0           | 2.6                | 1.9                 | 2.5                            | 10.0         | 3.4          |
| Not used .....  | 467.0                | 77.3                         | 9.9          | 5.0               | 6.4         | 74.3                      | 5.1          | 35.1          | 48.8               | 9.6                 | 38.0                           | 81.3         | 75.4         |
| Not reported .....  | 23.9                 | 3.8                          | 2.2          | .2                | .4          | 4.5                       | .3           | 3.0           | 4.6                | 2.6                 | 2.7                            | 4.1          | 5.3          |
| <b>Mortgage Origination</b>                                   |                      |                              |              |                   |             |                           |              |               |                    |                     |                                |              |              |
| Placed new mortgage(s) .....                                  | 408.1                | 80.2                         | 10.5         | 3.4               | 6.5         | 63.4                      | 5.0          | 30.2          | 47.4               | 8.5                 | 31.6                           | 74.8         | 64.6         |
| Primary obtained when property acquired .....                 | 351.8                | 77.9                         | 7.9          | 3.0               | 4.9         | 55.2                      | 4.7          | 23.2          | 47.1               | 7.4                 | 25.7                           | 64.1         | 55.0         |
| Obtained later .....  | 54.3                 | 2.3                          | 2.1          | .4                | 1.7         | 7.8                       | .3           | 6.0           | .3                 | .8                  | 5.5                            | 10.4         | 9.3          |
| Date not reported .....                                       | 2.0                  | -                            | .4           | -                 | -           | .4                        | -            | 1.1           | -                  | .4                  | .4                             | .3           | .3           |
| Assumed .....   | 43.8                 | 1.5                          | 1.6          | 1.2               | .9          | 8.2                       | .9           | 5.5           | 6.1                | 1.2                 | 3.0                            | 9.2          | 7.0          |
| Wrap-around .....   | 1.1                  | -                            | -            | -                 | -           | .3                        | -            | -             | .3                 | -                   | -                              | .3           | .8           |
| Combination of the above .....                                | 45.6                 | 1.6                          | -            | .6                | .9          | 11.0                      | -            | .9            | -                  | 2.1                 | 6.4                            | 7.0          | 8.0          |
| Origin not reported .....                                     | 19.9                 | 2.8                          | -            | -                 | .2          | 3.2                       | -            | 3.5           | 2.2                | 2.3                 | 2.2                            | 4.0          | 3.7          |
| <b>Payment Plan of Primary Mortgage</b>                       |                      |                              |              |                   |             |                           |              |               |                    |                     |                                |              |              |
| Fixed payment, self amortizing .....                          | 421.1                | 65.5                         | 7.6          | 4.6               | 6.2         | 74.2                      | 4.7          | 30.0          | 46.0               | 8.4                 | 32.9                           | 78.5         | 66.2         |
| Adjustable rate mortgage .....                                | 34.3                 | 10.2                         | -            | -                 | .5          | 3.0                       | .7           | 1.7           | 3.0                | .8                  | 2.7                            | 4.3          | 7.2          |
| Adjustable term mortgage .....                                | .6                   | -                            | -            | -                 | -           | -                         | -            | -             | -                  | -                   | -                              | .9           | .6           |
| Graduated payment mortgage .....                              | 5.3                  | 1.5                          | 1.2          | .4                | .4          | 1.5                       | -            | -             | 1.3                | -                   | .4                             | 2            | .6           |
| Balloon .....   | 1.7                  | .5                           | -            | .3                | -           | .3                        | -            | .3            | 1.1                | -                   | .3                             | .2           | .6           |
| Other .....   | 2.9                  | .6                           | -            | .3                | .3          | 1.0                       | .3           | -             | .6                 | -                   | .3                             | .3           | .2           |
| Combination of the above .....                                | 1.1                  | .5                           | -            | -                 | .9          | 6.5                       | .2           | 8.2           | 4.0                | 4.2                 | 6.6                            | 9.8          | 9.9          |
| Not reported .....  | 51.5                 | 7.1                          | 3.2          | -                 | .9          | 6.5                       | .2           | 8.2           | 4.0                | 4.2                 | 6.6                            | 9.8          | 9.9          |
| <b>Payment Plan of Secondary Mortgage</b>                     |                      |                              |              |                   |             |                           |              |               |                    |                     |                                |              |              |
| Unit with two or more mortgages .....                         | 58.7                 | 3.3                          | -            | .6                | .8          | 13.6                      | -            | 1.2           | 1.1                | 2.7                 | 7.6                            | 9.6          | 9.1          |
| Fixed payment, self amortizing .....                          | 31.0                 | 2.3                          | -            | -                 | .5          | 9.3                       | -            | .6            | .8                 | 1.9                 | 5.9                            | 4.6          | 4.9          |
| Adjustable rate mortgage .....                                | 2.7                  | -                            | -            | -                 | -           | -                         | -            | .3            | -                  | .4                  | -                              | 1.0          | .3           |
| Adjustable term mortgage .....                                | 1.9                  | -                            | -            | -                 | -           | -                         | -            | -             | -                  | -                   | -                              | -            | .6           |
| Graduated payment mortgage .....                              | .6                   | -                            | -            | -                 | -           | .4                        | -            | -             | -                  | -                   | .4                             | -            | -            |
| Balloon .....   | .3                   | -                            | -            | -                 | -           | -                         | -            | -             | -                  | -                   | -                              | -            | .7           |
| Other .....   | 2.7                  | .3                           | -            | .3                | -           | .3                        | -            | -             | -                  | -                   | -                              | -            | .7           |
| Combination of the above .....                                | 2.7                  | .3                           | -            | .3                | -           | .3                        | -            | .3            | .3                 | .3                  | 1.4                            | 3.1          | 2.5          |
| Not reported .....  | 19.5                 | .8                           | -            | .3                | .3          | 3.6                       | -            | .3            | .3                 | .3                  | 1.4                            | 3.1          | 2.5          |
| <b>Lenders of Primary and Secondary Mortgages</b>             |                      |                              |              |                   |             |                           |              |               |                    |                     |                                |              |              |
| Only borrowed from firm(s) .....                              | 455.3                | 80.7                         | 8.3          | 4.5               | 7.3         | 71.6                      | 5.9          | 34.0          | 49.5               | 8.7                 | 33.6                           | 84.6         | 76.1         |
| Only borrowed from seller .....                               | 7.6                  | .3                           | 1.3          | .4                | .4          | -                         | -            | .3            | 1.9                | -                   | .4                             | .5           | .4           |
| Only borrowed from other individual(s) .....                  | 6.2                  | .3                           | 2.0          | .4                | .4          | .8                        | -            | 1.0           | 1.5                | -                   | .8                             | 1.0          | .3           |
| Borrowed from a firm and seller .....                         | 2.6                  | .3                           | -            | .2                | .2          | -                         | -            | -             | .3                 | -                   | .2                             | -            | .2           |
| Borrowed from a firm and other individual .....               | 2.6                  | .4                           | -            | -                 | -           | 1.2                       | -            | -             | -                  | .3                  | .6                             | .3           | .3           |
| Borrowed from seller and other individual .....               | -                    | -                            | -            | -                 | -           | -                         | -            | -             | -                  | -                   | -                              | -            | -            |
| One or both sources not reported .....                        | 44.2                 | 4.1                          | .4           | .3                | .6          | 12.4                      | -            | 4.9           | 2.8                | 4.7                 | 7.7                            | 6.9          | 6.7          |
| <b>Items Included in Primary Mortgage Payment<sup>2</sup></b> |                      |                              |              |                   |             |                           |              |               |                    |                     |                                |              |              |
| Principal and interest only .....                             | 136.5                | 16.9                         | 6.7          | 2.5               | 3.8         | 11.7                      | .8           | 14.2          | 10.3               | 3.2                 | 13.6                           | 20.1         | 18.4         |
| Property taxes .....  | 340.5                | 62.2                         | 3.2          | 2.7               | 4.4         | 66.6                      | 4.8          | 18.5          | 41.0               | 7.9                 | 25.1                           | 68.4         | 55.9         |
| Property insurance .....                                      | 313.2                | 58.3                         | 4.4          | 2.7               | 3.9         | 62.5                      | 4.4          | 14.8          | 38.3               | 7.7                 | 21.8                           | 61.0         | 52.8         |
| Other .....   | 18.7                 | 3.1                          | -            | .3                | .6          | 6.7                       | .5           | 1.2           | 1.6                | .6                  | 1.6                            | 7.5          | 4.8          |
| Not reported .....  | 34.1                 | 5.4                          | .4           | -                 | .2          | 6.4                       | -            | 5.8           | 4.2                | 2.6                 | 3.9                            | 5.6          | 7.5          |
| <b>Year Primary Mortgage Originated</b>                       |                      |                              |              |                   |             |                           |              |               |                    |                     |                                |              |              |
| 1990 to 1994 .....  | 91.7                 | 37.3                         | 5.5          | 1.7               | 2.0         | 14.5                      | 2.3          | 3.9           | 51.9               | 1.4                 | 4.5                            | 15.6         | 15.3         |
| 1985 to 1989 .....  | 225.7                | 46.1                         | 2.4          | 1.2               | 3.0         | 29.2                      | 3.3          | 11.0          | 1.8                | 3.6                 | 13.2                           | 40.7         | 37.4         |
| 1980 to 1984 .....  | 55.9                 | -                            | 2.4          | .6                | 1.0         | 9.1                       | .3           | 2.3           | -                  | 1.0                 | 7.5                            | 6.6          | 10.4         |
| 1975 to 1979 .....  | 62.9                 | -                            | .8           | .9                | 1.2         | 15.1                      | -            | 5.7           | -                  | 1.9                 | 5.5                            | 13.0         | 8.8          |
| 1970 to 1974 .....  | 38.1                 | -                            | .6           | -                 | .3          | 9.3                       | -            | 5.3           | -                  | 2.6                 | 4.4                            | 9.6          | 5.0          |
| 1960 to 1969 .....  | 19.3                 | -                            | -            | -                 | .7          | 4.9                       | -            | 7.0           | -                  | 1.0                 | 4.1                            | 6.4          | 2.6          |
| 1950 to 1959 .....  | -                    | -                            | -            | -                 | -           | -                         | -            | -             | -                  | -                   | -                              | -            | -            |
| 1949 or earlier .....   | .3                   | -                            | -            | -                 | -           | -                         | -            | -             | -                  | -                   | -                              | -            | -            |
| Not reported .....  | 24.6                 | 3.5                          | .4           | .4                | .2          | 4.2                       | -            | 5.1           | 2.2                | 2.6                 | 4.0                            | 3.4          | 4.6          |
| <b>Median</b> .....   | <b>1987</b>          | <b>1989</b>                  | <b>1988</b>  | <b>1985</b>       | <b>1985</b> | <b>1980</b>               | <b>1990+</b> | <b>1981</b>   | <b>1984</b>        | <b>1986</b>         | <b>1987</b>                    | <b>1986</b>  | <b>1987</b>  |

Table 3-15. Mortgage Characteristics - Owner Occupied Units—Con.

[Numbers in thousands. For meaning of symbols, see text.]

| Characteristics  | Total occupied units | Housing unit characteristics |              |                   |          | Household characteristics |          |               |                    |                     | Selected subareas <sup>1</sup> |          |            |
|--|----------------------|------------------------------|--------------|-------------------|----------|---------------------------|----------|---------------|--------------------|---------------------|--------------------------------|----------|------------|
|  |                      | New construction 4 yrs       | Mobile homes | Physical problems |          | Black                     | Hispanic | Elderly (65+) | Moved in past year | Below poverty level | Area one                       | Area two | Area three |
|  |                      |                              |              | Severe            | Moderate |                           |          |               |                    |                     |                                |          |            |
| <b>OWNERS WITH ONE OR MORE MORTGAGES—Con.</b>                |                      |                              |              |                   |          |                           |          |               |                    |                     |                                |          |            |
| <b>Term of Primary Mortgage at Origination or Assumption</b> |                      |                              |              |                   |          |                           |          |               |                    |                     |                                |          |            |
| Less than 8 years  | 5.5                  | .5                           | 3.0          | .3                | —        | —                         | .3       | .4            | 2.5                | —                   | .7                             | —        | .9         |
| 8 to 12 years  | 8.3                  | 1.1                          | 2.0          | —                 | —        | —                         | —        | 1.1           | 1.1                | —                   | .7                             | 1.1      | 1.2        |
| 13 to 17 years   | 34.1                 | 4.7                          | 1.8          | —                 | 1.0      | 3.2                       | .3       | 2.6           | 3.1                | —                   | 3.2                            | 3.0      | 3.4        |
| 18 to 22 years   | 22.1                 | 3.2                          | —            | .3                | .3       | 2.1                       | .3       | 2.5           | 1.4                | —                   | 1.1                            | 4.0      | 3.2        |
| 23 to 27 years   | 39.8                 | 2.1                          | 1.2          | .3                | .7       | 8.3                       | .3       | 4.4           | 4.9                | 1.7                 | 2.8                            | 8.1      | 3.7        |
| 28 to 32 years   | 308.5                | 66.1                         | —            | 3.0               | 3.8      | 57.0                      | 4.0      | 15.7          | 38.6               | 7.7                 | 22.7                           | 62.4     | 52.6       |
| 33 years or more   | 3.7                  | 1.1                          | —            | —                 | —        | .6                        | —        | .6            | .4                 | —                   | .3                             | .3       | —          |
| Variable   | 3.3                  | —                            | —            | —                 | —        | —                         | —        | .3            | —                  | —                   | —                              | 1.3      | .2         |
| Not reported   | 93.3                 | 7.2                          | 3.9          | .4                | 2.1      | 13.8                      | .8       | 12.6          | 4.1                | 4.7                 | 11.7                           | 15.2     | 18.8       |
| Median   | 30                   | 30                           | 11           | —                 | 29       | 30                        | —        | 29            | 30                 | 30                  | 30                             | 30       | 30         |
| <b>Remaining Years Mortgaged</b>                             |                      |                              |              |                   |          |                           |          |               |                    |                     |                                |          |            |
| Less than 8 years  | 50.3                 | .8                           | 7.5          | .3                | 1.8      | 7.9                       | .3       | 12.2          | 3.0                | .6                  | 7.2                            | 9.1      | 5.8        |
| 8 to 12  | 60.7                 | 3.2                          | 1.0          | .4                | .8       | 9.3                       | —        | 7.2           | 1.1                | 1.8                 | 4.0                            | 12.2     | 9.9        |
| 13 to 17   | 58.7                 | 4.0                          | .8           | .9                | 2.3      | 15.8                      | .3       | 4.0           | 2.8                | 1.9                 | 6.1                            | 12.3     | 8.2        |
| 18 to 22   | 47.4                 | 2.6                          | .4           | .6                | .6       | 9.0                       | .3       | 1.8           | 1.4                | 1.0                 | 5.0                            | 5.0      | 8.6        |
| 23 to 27   | 138.8                | 21.3                         | .8           | 1.1               | 1.6      | 20.2                      | 2.7      | 3.7           | 5.1                | 3.9                 | 8.3                            | 27.4     | 24.3       |
| 28 to 32   | 94.8                 | 46.6                         | —            | .9                | 1.0      | 15.1                      | 1.8      | 2.1           | 3.8                | .3                  | 3.8                            | 19.6     | 13.8       |
| 33 years or more   | 1.2                  | .8                           | —            | —                 | —        | —                         | —        | .4            | —                  | —                   | —                              | .3       | —          |
| Variable   | 11.0                 | .5                           | —            | .3                | —        | .3                        | —        | .6            | .3                 | —                   | —                              | 2.2      | .2         |
| Not reported   | 55.7                 | 6.4                          | 1.8          | .7                | .4       | 8.7                       | .5       | 8.6           | 3.8                | 4.5                 | 8.8                            | 7.3      | 11.2       |
| Median   | 23                   | 29                           | 8            | —                 | 16       | 21                        | —        | 10            | 30                 | 20                  | 18                             | 24       | 24         |
| <b>Current Interest Rate</b>                                 |                      |                              |              |                   |          |                           |          |               |                    |                     |                                |          |            |
| Less than 6 percent  | 12.7                 | 1.2                          | —            | —                 | .3       | 2.3                       | —        | 2.4           | .5                 | .3                  | 1.3                            | 4.3      | 1.3        |
| 6 to 7.9   | 26.3                 | 1.8                          | —            | —                 | .3       | 4.5                       | .3       | 5.7           | 1.1                | 1.3                 | 1.8                            | 7.6      | 3.8        |
| 8 to 9.9   | 157.4                | 34.8                         | —            | 2.4               | 1.2      | 24.5                      | 1.4      | 7.8           | 29.8               | 2.6                 | 9.0                            | 29.9     | 22.9       |
| 10 to 11.9   | 97.2                 | 26.3                         | .5           | 1.1               | 1.9      | 15.0                      | 2.4      | 3.9           | 9.9                | 1.4                 | 5.3                            | 16.1     | 16.8       |
| 12 to 13.9   | 11.7                 | 1.2                          | 1.0          | .6                | —        | 2.0                       | .3       | .3            | .6                 | —                   | .4                             | 1.3      | 1.6        |
| 14 to 15.9   | 2.2                  | .9                           | —            | —                 | —        | .8                        | —        | —             | —                  | —                   | —                              | —        | .3         |
| 16 to 17.9   | 1.1                  | .3                           | .6           | —                 | —        | .5                        | —        | —             | .9                 | —                   | .5                             | —        | .6         |
| 18 to 19.9   | .5                   | .3                           | —            | —                 | —        | —                         | —        | —             | —                  | —                   | —                              | —        | .2         |
| 20 percent or more   | .9                   | —                            | .9           | —                 | —        | —                         | —        | —             | —                  | —                   | —                              | —        | —          |
| Not reported   | 208.5                | 20.1                         | 8.2          | 1.0               | 4.6      | 36.8                      | 1.5      | 20.1          | 13.1               | 8.5                 | 24.0                           | 36.2     | 36.7       |
| Median   | 9.4                  | 9.7                          | 14.9         | —                 | 10.0     | 9.4                       | —        | 8.4           | 9.3                | 8.9                 | 9.4                            | 9.1      | 9.6        |
| <b>Total Outstanding Principal Amount</b>                    |                      |                              |              |                   |          |                           |          |               |                    |                     |                                |          |            |
| Less than \$10,000   | 23.1                 | —                            | 1.4          | —                 | .7       | 3.8                       | —        | 6.0           | .8                 | .3                  | 3.6                            | 5.4      | 2.7        |
| \$10,000 to \$19,999   | 23.5                 | .7                           | 2.5          | .6                | —        | 3.9                       | .3       | 3.4           | 1.7                | .7                  | 1.4                            | 5.4      | 3.6        |
| \$20,000 to \$29,999   | 28.9                 | .3                           | —            | .8                | 1.2      | 6.4                       | —        | 2.8           | .6                 | 1.2                 | 2.9                            | 5.6      | 4.2        |
| \$30,000 to \$39,999   | 19.5                 | .8                           | —            | .3                | .3       | 4.9                       | —        | 1.4           | 1.6                | .3                  | 2.7                            | 3.9      | 2.1        |
| \$40,000 to \$49,999   | 27.0                 | 3.5                          | —            | .3                | .3       | 5.4                       | .3       | 1.2           | 2.3                | .3                  | 1.1                            | 2.5      | 3.1        |
| \$50,000 to \$59,999   | 36.4                 | 6.0                          | —            | .6                | .8       | 6.8                       | 2.0      | 2.8           | 4.0                | .9                  | 1.6                            | 6.6      | 5.3        |
| \$60,000 to \$69,999   | 38.8                 | 9.8                          | —            | .5                | .3       | 7.1                       | 1.1      | .6            | 6.0                | .8                  | 1.8                            | 7.4      | 6.0        |
| \$70,000 to \$79,999   | 27.5                 | 7.1                          | —            | .3                | —        | 3.1                       | —        | .8            | 4.0                | .3                  | .7                             | 4.8      | 6.2        |
| \$80,000 to \$89,999   | 39.7                 | 16.7                         | —            | .6                | —        | 4.3                       | .2       | .6            | 10.5               | .5                  | .7                             | 5.9      | 8.1        |
| \$100,000 to \$119,999                                       | 17.9                 | 6.4                          | —            | —                 | —        | 1.1                       | .3       | —             | 3.6                | .3                  | .6                             | 5.4      | 3.2        |
| \$120,000 to \$149,999                                       | 16.9                 | 6.8                          | —            | .3                | —        | 1.3                       | —        | .5            | 5.1                | —                   | 1.9                            | 4.8      | 1.7        |
| \$150,000 to \$199,999                                       | 7.3                  | 5.1                          | —            | .6                | —        | 1.3                       | .3       | —             | 1.8                | —                   | .2                             | 1.4      | 1.0        |
| \$200,000 to \$249,999                                       | 1.3                  | .8                           | —            | —                 | —        | —                         | —        | —             | .3                 | —                   | —                              | —        | —          |
| \$250,000 to \$299,999                                       | .7                   | .5                           | —            | —                 | —        | —                         | —        | —             | —                  | —                   | —                              | —        | —          |
| \$300,000 or more  | 1.6                  | 1.6                          | —            | —                 | —        | —                         | —        | —             | .5                 | —                   | —                              | —        | .2         |
| Not reported   | 208.5                | 20.1                         | 8.2          | 1.0               | 4.6      | 36.8                      | 1.5      | 20.1          | 13.1               | 8.5                 | 24.0                           | 36.2     | 36.7       |
| Median   | 59 076               | 85 998                       | 12 140       | —                 | 30 257   | 50 478                    | —        | 22 243        | 80 873             | 50 035              | 36 138                         | 60 221   | 64 501     |
| <b>Current Total Loan as Percent of Value</b>                |                      |                              |              |                   |          |                           |          |               |                    |                     |                                |          |            |
| Less than 20 percent   | 40.2                 | 1.0                          | .9           | —                 | .7       | 5.1                       | —        | 9.4           | .8                 | .6                  | 3.8                            | 10.0     | 4.5        |
| 20 to 39   | 42.6                 | .8                           | —            | .9                | .6       | 7.3                       | .3       | 3.9           | .6                 | 1.6                 | 4.3                            | 8.3      | 6.0        |
| 40 to 59   | 41.5                 | 7.1                          | —            | .2                | .6       | 7.6                       | .3       | 2.1           | 1.8                | .8                  | 2.8                            | 6.2      | 6.0        |
| 60 to 79   | 87.0                 | 21.4                         | .5           | 1.5               | 1.0      | 11.9                      | 2.0      | 3.6           | 12.5               | 1.7                 | 4.5                            | 15.0     | 14.5       |
| 80 to 89   | 52.6                 | 18.1                         | —            | —                 | .6       | 9.3                       | .5       | 1.0           | 9.8                | 1.0                 | 1.8                            | 12.2     | 8.6        |
| 90 to 99   | 36.1                 | 14.4                         | .9           | .6                | .2       | 7.1                       | 1.3      | .3            | 14.5               | —                   | 1.6                            | 6.4      | 5.3        |
| 100 percent or more  | 10.1                 | 3.0                          | 1.6          | .9                | .3       | 1.1                       | —        | —             | 2.9                | —                   | .6                             | 1.0      | 2.5        |
| Not reported   | 208.5                | 20.1                         | 8.2          | 1.0               | 4.6      | 36.8                      | 1.5      | 20.1          | 13.1               | 8.5                 | 24.0                           | 36.2     | 36.7       |
| Median   | 67.1                 | 81.4                         | 95.8         | —                 | 62.0     | 67.9                      | —        | 23.4          | 85.6               | 59.2                | 50.5                           | 66.7     | 69.9       |

<sup>1</sup>See back cover for details.

<sup>2</sup>Figures may not add to total because more than one category may apply to a unit.

Table 3-16. Repairs, Improvements, and Alterations - Owner Occupied Units

[Numbers in thousands. For meaning of symbols, see text.]

| Characteristics  | Total occupied units | Housing unit characteristics |              |                   |             | Household characteristics |            |               |                    |                     | Selected subareas <sup>1</sup> |              |              |
|--|----------------------|------------------------------|--------------|-------------------|-------------|---------------------------|------------|---------------|--------------------|---------------------|--------------------------------|--------------|--------------|
|  |                      | New construction 4 yrs       | Mobile homes | Physical problems |             | Black                     | Hispanic   | Elderly (65+) | Moved in past year | Below poverty level | Area one                       | Area two     | Area three   |
|  |                      |                              |              | Severe            | Moderate    |                           |            |               |                    |                     |                                |              |              |
| <b>Total</b> .....   | <b>691.1</b>         | <b>91.0</b>                  | <b>28.0</b>  | <b>8.2</b>        | <b>17.3</b> | <b>108.6</b>              | <b>6.8</b> | <b>120.1</b>  | <b>62.1</b>        | <b>36.6</b>         | <b>70.2</b>                    | <b>114.4</b> | <b>107.6</b> |
| <b>Repairs, Improvements, Alterations in Last 2 Years</b>  |                      |                              |              |                   |             |                           |            |               |                    |                     |                                |              |              |
| Roof replaced (all or part).....                           | 117.9                | 3.7                          | 2.9          | 1.4               | 4.6         | 21.0                      | .8         | 23.0          | 3.3                | 9.4                 | 10.5                           | 27.1         | 17.2         |
| Mostly done by household.....                              | 20.2                 | .8                           | 1.0          | .3                | 1.7         | 2.8                       | -          | 1.7           | .6                 | 1.1                 | .6                             | 3.8          | 1.8          |
| Mostly done by others.....                                 | 93.9                 | 2.5                          | 1.9          | 1.1               | 2.6         | 17.9                      | .8         | 20.4          | 2.7                | 8.3                 | 9.3                            | 23.3         | 14.9         |
| Workers not reported.....                                  | 3.9                  | .5                           | -            | -                 | .3          | .3                        | -          | .9            | -                  | -                   | .7                             | -            | .5           |
| Costing \$500 or more.....                                 | 80.1                 | 1.4                          | .9           | 1.1               | 3.5         | 15.3                      | .2         | 17.0          | 1.0                | 5.8                 | 6.6                            | 20.1         | 12.0         |
| Costing less than \$500.....                               | 23.8                 | 1.8                          | 2.0          | .3                | .9          | 3.9                       | .6         | 3.7           | 1.3                | 2.0                 | 2.0                            | 5.0          | 2.8          |
| Cost not reported.....                                     | 14.1                 | .5                           | -            | -                 | .2          | 1.8                       | -          | 2.3           | 1.0                | 1.6                 | 2.0                            | 1.9          | 2.3          |
| Roof replace not reported.....                             | 12.5                 | 2.4                          | -            | .2                | .5          | 2.6                       | -          | 1.9           | 3.5                | 1.7                 | 2.5                            | 2.0          | 2.8          |
| Additions built.....                                       | 34.4                 | 2.4                          | 1.6          | .3                | 1.3         | 4.0                       | .3         | 6.0           | 1.5                | 3.2                 | 1.7                            | 5.9          | 4.2          |
| Mostly done by household.....                              | 15.8                 | 1.0                          | 1.0          | .3                | .7          | 1.5                       | .3         | 1.9           | .8                 | 1.4                 | .6                             | 3.2          | 1.8          |
| Mostly done by others.....                                 | 17.2                 | .8                           | .5           | -                 | .6          | 2.4                       | -          | 4.1           | .5                 | 1.3                 | 1.1                            | 2.7          | 2.3          |
| Workers not reported.....                                  | 1.3                  | .5                           | -            | -                 | -           | -                         | -          | -             | .2                 | .5                  | -                              | -            | -            |
| Costing \$500 or more.....                                 | 26.0                 | 1.6                          | 1.6          | -                 | .8          | 2.2                       | .3         | 4.0           | .5                 | 1.9                 | 1.1                            | 3.9          | 3.9          |
| Costing less than \$500.....                               | 3.9                  | .3                           | -            | -                 | .3          | 1.1                       | -          | .5            | .7                 | 1.1                 | .3                             | 1.1          | -            |
| Cost not reported.....                                     | 4.5                  | .5                           | -            | .3                | .2          | .6                        | -          | 1.5           | .3                 | .2                  | .3                             | 1.0          | .3           |
| Additions not reported.....                                | 12.4                 | 2.1                          | -            | .2                | .2          | 2.3                       | -          | 2.7           | 3.5                | 1.7                 | 2.6                            | 2.0          | 2.2          |
| Kitchen remodel/d or added.....                            | 43.7                 | 1.1                          | -            | -                 | 1.1         | 9.2                       | .5         | 6.3           | 2.5                | 1.7                 | 3.4                            | 10.1         | 8.3          |
| Mostly done by household.....                              | 19.7                 | .8                           | -            | -                 | .6          | 2.3                       | .5         | .6            | 1.9                | .5                  | .8                             | 5.2          | 4.1          |
| Mostly done by others.....                                 | 23.1                 | .3                           | -            | -                 | .5          | 6.6                       | -          | 5.4           | .6                 | 1.2                 | 2.3                            | 4.6          | 4.2          |
| Workers not reported.....                                  | .9                   | -                            | -            | -                 | -           | .4                        | -          | .3            | -                  | -                   | .4                             | .2           | -            |
| Costing \$500 or more.....                                 | 27.8                 | .8                           | -            | -                 | .8          | 5.4                       | .5         | 3.6           | 1.4                | .5                  | 2.4                            | 6.8          | 4.6          |
| Costing less than \$500.....                               | 9.6                  | -                            | -            | -                 | .3          | 1.4                       | -          | 1.2           | .8                 | .9                  | .4                             | 2.1          | 2.7          |
| Cost not reported.....                                     | 6.3                  | .2                           | -            | -                 | -           | 2.4                       | -          | 1.5           | .2                 | .3                  | .7                             | 1.2          | 1.0          |
| Kitchen remodel/d or added not reported.....               | 13.6                 | 2.1                          | -            | .2                | .6          | 2.3                       | -          | 2.2           | 3.7                | 1.7                 | 2.2                            | 2.0          | 2.8          |
| Bathroom remodel/d or added.....                           | 40.0                 | 1.0                          | 1.3          | .3                | 1.6         | 7.7                       | .8         | 3.9           | 1.9                | 3.6                 | 4.2                            | 8.7          | 6.0          |
| Mostly done by household.....                              | 21.2                 | 1.0                          | .6           | .3                | .9          | 2.0                       | .5         | 1.6           | 1.0                | .8                  | 1.0                            | 4.3          | 3.4          |
| Mostly done by others.....                                 | 15.8                 | -                            | .7           | -                 | .7          | 4.4                       | -          | 1.8           | .9                 | 2.1                 | 2.4                            | 4.2          | 2.4          |
| Workers not reported.....                                  | 2.9                  | -                            | -            | -                 | -           | 1.3                       | .3         | .5            | -                  | .7                  | .7                             | .2           | .3           |
| Costing \$500 or more.....                                 | 17.6                 | .6                           | -            | -                 | .6          | 2.5                       | .3         | .5            | 1.1                | 1.3                 | 1.5                            | 3.8          | 3.2          |
| Costing less than \$500.....                               | 16.1                 | .2                           | 1.3          | .3                | .9          | 2.9                       | .5         | 1.9           | .3                 | 1.8                 | 1.6                            | 3.8          | 2.0          |
| Cost not reported.....                                     | 6.2                  | .2                           | -            | -                 | .2          | 2.4                       | -          | 1.5           | .2                 | .3                  | 1.0                            | 1.0          | .8           |
| Bathroom remodel/d or added not reported.....              | 13.9                 | 2.1                          | -            | .2                | 1.0         | 2.3                       | -          | 2.2           | 3.7                | 1.7                 | 2.2                            | 2.3          | 3.0          |
| Siding replaced or added.....                              | 28.9                 | 1.3                          | -            | .3                | .7          | 6.1                       | .6         | 4.1           | .6                 | 2.1                 | 3.5                            | 3.9          | 2.9          |
| Mostly done by household.....                              | 6.2                  | .8                           | -            | -                 | -           | .7                        | .3         | .6            | -                  | .3                  | 1.1                            | 1.4          | -            |
| Mostly done by others.....                                 | 20.6                 | .5                           | -            | .3                | .7          | 4.8                       | .3         | 3.6           | .6                 | 1.5                 | 2.4                            | 1.9          | 2.9          |
| Workers not reported.....                                  | 2.1                  | -                            | -            | -                 | -           | .7                        | -          | -             | -                  | .3                  | -                              | .6           | -            |
| Costing \$500 or more.....                                 | 17.2                 | .3                           | -            | .3                | .2          | 3.3                       | .3         | 2.2           | .3                 | .6                  | 2.0                            | 1.8          | 2.5          |
| Costing less than \$500.....                               | 8.8                  | 1.1                          | -            | -                 | .2          | 1.6                       | -          | 1.3           | .3                 | .6                  | .5                             | 1.4          | .3           |
| Cost not reported.....                                     | 4.9                  | -                            | -            | -                 | .5          | 1.3                       | .3         | .6            | -                  | .9                  | .9                             | .7           | .2           |
| Siding replaced or added not reported.....                 | 15.4                 | 2.7                          | -            | .2                | .9          | 2.3                       | -          | 2.5           | 3.7                | 1.7                 | 2.2                            | 2.0          | 3.2          |
| Storm doors/windows bought and installed.....              | 50.4                 | 5.2                          | 1.6          | .6                | 2.7         | 10.2                      | .2         | 8.1           | 2.1                | 2.1                 | 4.2                            | 9.0          | 6.4          |
| Mostly done by household.....                              | 26.5                 | 3.7                          | 1.0          | .3                | 1.3         | 3.6                       | .2         | 1.2           | 1.1                | 1.1                 | 1.2                            | 3.6          | 3.7          |
| Mostly done by others.....                                 | 21.8                 | 1.2                          | .5           | .3                | 1.0         | 5.9                       | -          | 6.0           | 1.1                | 1.0                 | 2.5                            | 5.1          | 2.7          |
| Workers not reported.....                                  | 2.1                  | .3                           | -            | -                 | .4          | .7                        | -          | .8            | -                  | -                   | .4                             | .3           | -            |
| Costing \$500 or more.....                                 | 12.7                 | .3                           | 1.0          | -                 | 1.0         | 2.7                       | -          | 1.8           | 1.1                | -                   | 2.2                            | .9           | 1.8          |
| Costing less than \$500.....                               | 30.4                 | 4.3                          | .6           | .6                | 1.3         | 5.9                       | .2         | 4.0           | .8                 | 1.8                 | .7                             | 7.8          | 4.1          |
| Cost not reported.....                                     | 7.3                  | .5                           | -            | -                 | .5          | 1.6                       | -          | 2.3           | .3                 | .3                  | 1.2                            | .3           | .5           |
| Storm doors/windows bought and installed not reported..... | 16.0                 | 2.1                          | -            | .5                | .9          | 3.4                       | -          | 2.5           | 3.8                | 2.5                 | 2.5                            | 2.3          | 2.8          |
| Major equipment replaced or added.....                     | 68.9                 | 1.9                          | 1.8          | 1.3               | .3          | 10.0                      | .3         | 12.5          | 1.7                | 1.9                 | 3.9                            | 13.7         | 13.7         |
| Mostly done by household.....                              | 9.3                  | .5                           | -            | .3                | -           | .6                        | -          | .6            | -                  | -                   | -                              | 1.6          | 1.8          |
| Mostly done by others.....                                 | 56.4                 | 1.1                          | 1.6          | 1.0               | .3          | 9.0                       | .3         | 11.3          | 1.4                | 1.6                 | 3.9                            | 11.4         | 12.0         |
| Workers not reported.....                                  | 3.1                  | .3                           | -            | -                 | -           | .3                        | -          | .6            | .3                 | .3                  | -                              | .7           | -            |
| Costing \$500 or more.....                                 | 52.0                 | 1.1                          | .5           | 1.3               | .3          | 7.7                       | .3         | 10.4          | 1.4                | 1.3                 | 3.6                            | 11.3         | 11.0         |
| Costing less than \$500.....                               | 13.9                 | .8                           | 1.1          | -                 | -           | 1.6                       | -          | .6            | .3                 | .6                  | .2                             | 2.1          | 2.2          |
| Cost not reported.....                                     | 2.9                  | -                            | -            | -                 | -           | .8                        | -          | 1.4           | -                  | -                   | -                              | .3           | .5           |
| Major equipment replaced or added not reported.....        | 13.8                 | 2.1                          | -            | .2                | .6          | 2.9                       | -          | 2.2           | 3.5                | 1.9                 | 2.2                            | 2.0          | 2.7          |
| Insulation added.....                                      | 38.1                 | 3.0                          | 1.0          | .3                | 1.9         | 6.0                       | -          | 6.3           | 1.9                | 3.4                 | 2.5                            | 6.8          | 5.8          |
| Mostly done by household.....                              | 17.1                 | 1.9                          | .4           | -                 | 1.1         | 2.3                       | -          | 1.4           | 1.4                | .6                  | 1.0                            | 4.3          | 2.0          |
| Mostly done by others.....                                 | 15.6                 | .5                           | .5           | .3                | .2          | 3.1                       | -          | 4.9           | .5                 | 2.5                 | 1.0                            | 1.9          | 3.4          |
| Workers not reported.....                                  | 3.4                  | .5                           | -            | -                 | .5          | .5                        | -          | -             | -                  | .3                  | .5                             | .6           | .3           |
| Costing \$500 or more.....                                 | 4.5                  | .3                           | -            | -                 | -           | .6                        | -          | -             | .3                 | .3                  | -                              | .9           | 1.3          |
| Costing less than \$500.....                               | 22.7                 | 2.2                          | 1.0          | .3                | 1.1         | 3.3                       | -          | 4.2           | 1.3                | 1.8                 | .5                             | 5.1          | 3.0          |
| Cost not reported.....                                     | 9.0                  | .5                           | -            | -                 | .8          | 2.1                       | -          | 2.1           | .3                 | 1.3                 | 2.0                            | .8           | 1.4          |
| Insulation added not reported.....                         | 16.8                 | 2.9                          | -            | .2                | .6          | 3.4                       | -          | 2.2           | 3.7                | 1.9                 | 2.2                            | 3.0          | 3.5          |
| Other major work <sup>2</sup> .....                        | 118.2                | 12.6                         | .5           | 1.5               | 2.9         | 18.7                      | 1.8        | 15.5          | 6.6                | 5.5                 | 11.8                           | 24.0         | 16.6         |
| Mostly done by household.....                              | 34.5                 | 5.3                          | -            | .9                | 1.0         | 4.0                       | 1.1        | 2.6           | 2.3                | 1.3                 | 2.9                            | 5.7          | 4.0          |
| Mostly done by others.....                                 | 75.7                 | 7.1                          | .5           | .6                | 1.3         | 13.4                      | .8         | 11.3          | 4.1                | 3.8                 | 8.4                            | 16.8         | 10.9         |
| Workers not reported.....                                  | 7.9                  | .3                           | -            | .7                | .7          | 1.3                       | -          | 1.6           | .3                 | .3                  | .5                             | 1.4          | 1.7          |
| Other major work not reported.....                         | 15.3                 | 2.1                          | -            | .2                | .2          | 4.2                       | -          | 2.3           | 3.5                | 1.9                 | 3.3                            | 2.0          | 3.4          |
| <b>Government Subsidy for Repairs</b>                      |                      |                              |              |                   |             |                           |            |               |                    |                     |                                |              |              |
| Units with major repairs the last 2 years.....             | 311.4                | 22.5                         | 5.8          | 3.6               | 9.4         | 51.0                      | 2.9        | 51.6          | 15.5               | 17.6                | 27.6                           | 60.0         | 49.2         |
| Received low-interest loan or grant.....                   | 5.0                  | .5                           | -            | -                 | .6          | 3.0                       | -          | 1.1           | .3                 | 1.1                 | .3                             | 2.0          | .5           |
| No low-interest loan or grant.....                         | 287.3                | 21.2                         | 5.8          | 2.9               | 8.2         | 45.2                      | 2.6        | 46.5          | 14.4               | 14.8                | 24.7                           | 56.0         | 45.1         |
| Not reported.....  | 19.1                 | .8                           | -            | .7                | .6          | 2.8                       | .3         | 4.0           | .9                 | 1.7                 | 2.5                            | 2.1          | 3.6          |

<sup>1</sup>See back cover for details.<sup>2</sup>Includes other major repairs, alterations, or improvements totaling over \$500 each.

**Table 3-17. Rooms in Unit by Household and Unit Size, Income, and Costs - Owner Occupied Units**

[Numbers in thousands. For meaning of symbols, see text.]

| Characteristics   | Occupied units |               |               |               |                 |        |          |        |         |         |                 |        |
|---|----------------|---------------|---------------|---------------|-----------------|--------|----------|--------|---------|---------|-----------------|--------|
|   | Total          | Rooms         |               |               |                 |        | Bedrooms |        |         |         |                 |        |
|   |                | 1 and 2 rooms | 3 and 4 rooms | 5 and 6 rooms | 7 rooms or more | Median | No rooms | 1 room | 2 rooms | 3 rooms | 4 rooms or more | Median |
| <b>Total</b> .....  | 691.1          | 1.6           | 49.1          | 325.7         | 314.5           | 6.3    | .9       | 10.1   | 123.2   | 383.7   | 173.2           | 3.1    |
| <b>Persons</b>  |                |               |               |               |                 |        |          |        |         |         |                 |        |
| 1 person.....   | 115.3          | 1.6           | 19.7          | 64.5          | 29.5            | 5.6    | .9       | 6.6    | 42.8    | 55.6    | 9.4             | 2.6    |
| 2 persons.....  | 229.1          | -             | 17.8          | 116.4         | 95.0            | 6.2    | -        | 2.9    | 52.6    | 133.2   | 40.4            | 2.9    |
| 3 persons.....  | 148.2          | .2            | 8.0           | 89.0          | 71.0            | 6.4    | -        | .5     | 18.9    | 86.4    | 42.5            | 3.1    |
| 4 persons.....  | 130.7          | -             | 3.3           | 51.5          | 75.9            | 6.5+   | -        | -      | 7.2     | 77.2    | 48.3            | 3.3    |
| 5 persons.....  | 50.0           | -             | .3            | 18.0          | 31.7            | 6.5+   | -        | -      | 1.7     | 22.9    | 25.4            | 3.5+   |
| 6 persons.....  | 11.8           | -             | -             | 4.3           | 7.5             | 6.5+   | -        | -      | -       | 5.3     | 6.5             | 3.5+   |
| 7 persons or more.....  | 5.9            | -             | -             | 2.1           | 3.8             | ...    | -        | -      | -       | 3.2     | 2.7             | ...    |
| Median.....   | 2.5            | ...           | 1.8           | 2.3           | 3.0             | ...    | ...      | 1.5-   | 1.9     | 2.5     | 3.4             | ...    |
| <b>Rooms</b>  |                |               |               |               |                 |        |          |        |         |         |                 |        |
| 1 room.....   | .4             | ...           | ...           | ...           | ...             | ...    | .4       | -      | -       | -       | -               | ...    |
| 2 rooms.....  | 1.4            | ...           | ...           | ...           | ...             | ...    | .6       | .8     | -       | -       | -               | ...    |
| 3 rooms.....  | 5.1            | ...           | ...           | ...           | ...             | ...    | -        | 4.7    | .3      | -       | -               | ...    |
| 4 rooms.....  | 44.0           | ...           | ...           | ...           | ...             | ...    | -        | 3.0    | 40.1    | .9      | -               | 2.0    |
| 5 rooms.....  | 135.8          | ...           | ...           | ...           | ...             | ...    | -        | .3     | 48.3    | 86.9    | .3              | 2.7    |
| 6 rooms.....  | 190.0          | ...           | ...           | ...           | ...             | ...    | -        | .6     | 26.2    | 153.5   | 9.6             | 2.9    |
| 7 rooms.....  | 135.1          | ...           | ...           | ...           | ...             | ...    | -        | -      | 7.0     | 101.5   | 26.5            | 3.1    |
| 8 rooms.....  | 102.7          | ...           | ...           | ...           | ...             | ...    | -        | -      | .8      | 31.5    | 70.4            | 3.5+   |
| 9 rooms.....  | 47.4           | ...           | ...           | ...           | ...             | ...    | -        | .3     | .5      | 6.8     | 39.9            | 3.5+   |
| 10 rooms or more.....   | 29.3           | ...           | ...           | ...           | ...             | ...    | -        | .3     | -       | 2.6     | 26.5            | 3.5+   |
| Median.....   | 6.3            | ...           | ...           | ...           | ...             | ...    | ...      | 3.4    | 4.9     | 6.2     | 6.2             | ...    |
| <b>Bedrooms</b>   |                |               |               |               |                 |        |          |        |         |         |                 |        |
| None.....   | .9             | .9            | -             | -             | -               | -      | ...      | ...    | ...     | ...     | ...             | ...    |
| 1.....  | 10.1           | .8            | 7.7           | .9            | .6              | 3.6    | ...      | ...    | ...     | ...     | ...             | ...    |
| 2.....  | 123.2          | -             | 40.4          | 74.4          | 8.3             | 5.1    | ...      | ...    | ...     | ...     | ...             | ...    |
| 3.....  | 383.7          | -             | .9            | 240.4         | 142.4           | 6.1    | ...      | ...    | ...     | ...     | ...             | ...    |
| 4 or more.....  | 173.2          | -             | -             | 10.0          | 163.3           | 6.5+   | ...      | ...    | ...     | ...     | ...             | ...    |
| Median.....   | 3.1            | ...           | 1.9           | 2.9           | 3.5+            | ...    | ...      | ...    | ...     | ...     | ...             | ...    |
| <b>Complete Bathrooms</b>   |                |               |               |               |                 |        |          |        |         |         |                 |        |
| None.....   | .2             | -             | .2            | -             | -               | -      | -        | -      | .2      | -       | -               | ...    |
| 1.....  | 128.6          | 1.6           | 30.2          | 79.0          | 17.7            | 5.3    | .9       | 8.4    | 62.5    | 50.0    | 6.8             | 2.4    |
| 1 and one-half.....   | 78.0           | -             | 5.9           | 50.4          | 22.2            | 5.8    | -        | .3     | 18.5    | 50.1    | 9.1             | 2.9    |
| 2 or more.....  | 484.3          | -             | 13.3          | 196.4         | 274.6           | 6.5+   | -        | 1.3    | 41.9    | 283.6   | 157.4           | 3.2    |
| <b>Lot Size</b>   |                |               |               |               |                 |        |          |        |         |         |                 |        |
| Less than one-eighth acre.....  | 14.6           | -             | 1.3           | 10.2          | 3.2             | 5.7    | -        | -      | 8.9     | 4.2     | 1.5             | 2.3    |
| One-eighth up to one-quarter acre.....  | 36.6           | -             | 7.0           | 17.8          | 11.6            | 5.8    | -        | .8     | 12.1    | 17.7    | 6.1             | 2.8    |
| One-quarter up to one-half acre.....  | 122.5          | -             | 4.2           | 57.6          | 60.8            | 6.5    | -        | .5     | 19.3    | 69.2    | 33.5            | 3.1    |
| One-half up to one acre.....  | 208.7          | -             | 4.3           | 88.5          | 115.8           | 6.5+   | -        | .3     | 13.9    | 125.1   | 69.4            | 3.2    |
| 1 to 4 acres.....   | 153.9          | .2            | 9.8           | 71.1          | 72.8            | 6.4    | -        | 1.6    | 23.3    | 92.2    | 36.8            | 3.1    |
| 5 to 9 acres.....   | 21.2           | -             | 1.0           | 7.6           | 12.5            | 6.5+   | -        | -      | 2.3     | 10.5    | 8.4             | 3.3    |
| 10 acres or more.....   | 23.2           | -             | .7            | 11.8          | 10.7            | 6.3    | -        | .3     | 4.1     | 13.0    | 5.7             | 3.0    |
| Don't know.....   | 71.2           | -             | 8.4           | 42.4          | 20.4            | 5.8    | -        | .6     | 19.8    | 41.6    | 9.2             | 2.9    |
| Not reported.....   | 13.1           | -             | 2.3           | 6.0           | 4.8             | 5.9    | -        | 1.5    | 4.2     | 5.4     | 2.0             | 2.7    |
| Median.....   | .78            | ...           | .70           | .76           | .79             | ...    | ...      | ...    | .56     | .80     | .79             | ...    |
| <b>Income of Families and Primary Individuals</b>                               |                |               |               |               |                 |        |          |        |         |         |                 |        |
| Less than \$5,000.....  | 13.4           | -             | 1.4           | 8.7           | 3.4             | 5.7    | -        | .3     | 5.0     | 6.3     | 1.8             | 2.7    |
| \$5,000 to \$9,999.....   | 33.6           | .6            | 5.4           | 20.3          | 7.3             | 5.6    | -        | 1.2    | 13.6    | 15.6    | 3.0             | 2.6    |
| \$10,000 to \$14,999.....   | 36.2           | -             | 7.8           | 19.6          | 8.9             | 5.8    | .3       | .9     | 13.5    | 16.9    | 4.9             | 2.7    |
| \$15,000 to \$19,999.....   | 33.5           | .2            | 4.6           | 19.4          | 9.1             | 5.7    | .2       | 1.5    | 7.8     | 21.2    | 2.8             | 2.8    |
| \$20,000 to \$24,999.....   | 41.2           | -             | 5.0           | 24.3          | 11.8            | 5.8    | -        | .6     | 13.9    | 21.9    | 4.7             | 2.8    |
| \$25,000 to \$29,999.....   | 57.8           | .2            | 2.3           | 32.7          | 18.8            | 5.9    | -        | 1.4    | 13.8    | 35.4    | 7.2             | 2.9    |
| \$30,000 to \$34,999.....   | 42.8           | -             | 2.5           | 25.9          | 19.1            | 6.1    | -        | 1.1    | 7.2     | 28.5    | 5.9             | 3.0    |
| \$35,000 to \$39,999.....   | 47.5           | -             | 7.9           | 48.8          | 36.3            | 6.1    | .4       | 1.0    | 15.9    | 57.0    | 10.2            | 3.0    |
| \$40,000 to \$49,999.....   | 93.4           | .4            | 2.3           | 35.5          | 39.0            | 6.5+   | -        | -      | 7.8     | 52.1    | 18.9            | 3.1    |
| \$50,000 to \$59,999.....   | 76.8           | -             | 1.8           | 39.9          | 68.7            | 6.5+   | -        | 1.2    | 9.2     | 57.6    | 42.8            | 3.3    |
| \$60,000 to \$79,999.....   | 110.8          | .4            | .9            | 14.2          | 33.1            | 6.5+   | -        | .4     | 2.8     | 21.2    | 23.8            | 3.5    |
| \$80,000 to \$99,999.....   | 48.3           | -             | .9            | 5.5           | 17.0            | 6.5+   | -        | .3     | 3.1     | 6.6     | 13.4            | 3.5+   |
| \$100,000 to \$119,999.....   | 23.4           | -             | .3            | 6.9           | 25.2            | 6.5+   | -        | .3     | 1.3     | 14.2    | 16.6            | 3.5+   |
| \$120,000 or more.....  | 32.4           | -             | -             | -             | -               | ...    | ...      | ...    | ...     | ...     | ...             | ...    |
| Median.....   | 44 229         | ...           | 25 260        | 37 676        | 56 612          | ...    | ...      | 27 042 | 27 824  | 42 956  | 64 676          | ...    |
| <b>Monthly Housing Costs</b>  |                |               |               |               |                 |        |          |        |         |         |                 |        |
| Less than \$100.....  | 10.4           | .5            | 4.9           | 4.2           | .7              | 4.4    | .3       | 1.2    | 7.0     | 1.9     | -               | 2.0    |
| \$100 to \$199.....   | 69.3           | -             | 12.1          | 44.3          | 13.0            | 5.5    | -        | 1.5    | 30.2    | 33.2    | 4.4             | 2.6    |
| \$200 to \$249.....   | 34.5           | -             | 4.1           | 21.9          | 8.4             | 5.7    | -        | .3     | 12.4    | 18.8    | 3.0             | 2.7    |
| \$250 to \$299.....   | 31.7           | .2            | 4.7           | 15.5          | 11.2            | 5.9    | .2       | 1.5    | 6.9     | 18.3    | 4.8             | 2.9    |
| \$300 to \$349.....   | 23.1           | -             | 1.2           | 10.5          | 11.4            | 6.5    | -        | -      | 4.5     | 13.0    | 5.6             | 3.0    |
| \$350 to \$399.....   | 20.4           | -             | .6            | 8.3           | 11.4            | 6.5+   | -        | -      | 3.0     | 11.6    | 5.8             | 3.1    |
| \$400 to \$449.....   | 18.7           | -             | 2.3           | 9.2           | 7.3             | 6.0    | -        | .3     | 2.8     | 10.0    | 5.6             | 3.1    |
| \$450 to \$499.....   | 22.6           | -             | 1.9           | 12.1          | 8.6             | 6.0    | -        | .7     | 5.2     | 13.4    | 3.3             | 2.9    |
| \$500 to \$599.....   | 45.8           | -             | 2.0           | 23.4          | 20.4            | 6.3    | -        | .2     | 8.4     | 27.6    | 9.6             | 3.0    |
| \$600 to \$699.....   | 44.5           | -             | 3.7           | 29.2          | 11.6            | 5.8    | -        | .9     | 7.1     | 29.2    | 7.3             | 3.0    |
| \$700 to \$799.....   | 47.7           | -             | 2.8           | 27.9          | 16.9            | 6.0    | -        | .5     | 8.3     | 31.8    | 7.1             | 3.0    |
| \$800 to \$999.....   | 99.9           | .4            | 2.8           | 51.3          | 45.5            | 6.3    | .4       | .4     | 9.8     | 72.0    | 17.4            | 3.0    |
| \$1,000 to \$1,249.....   | 69.8           | .4            | .6            | 26.3          | 42.6            | 6.5+   | -        | 1.0    | 4.5     | 38.7    | 25.6            | 3.3    |
| \$1,250 to \$1,499.....   | 36.0           | -             | .3            | 5.9           | 29.8            | 6.5+   | -        | -      | 1.3     | 12.3    | 22.5            | 3.5+   |
| \$1,500 or more.....  | 42.9           | -             | -             | 4.7           | 38.2            | 6.5+   | -        | -      | 2.3     | 9.3     | 31.3            | 3.5+   |
| No cash rent.....   | ...            | ...           | ...           | ...           | ...             | ...    | ...      | ...    | ...     | ...     | ...             | ...    |
| Mortgage payment not reported.....  | 73.7           | .3            | 5.1           | 30.8          | 37.6            | 6.5+   | -        | 1.8    | 9.4     | 42.6    | 20.1            | 3.1    |
| Median (excludes no cash rent).....   | 672            | ...           | 259           | 591           | 678             | ...    | ...      | 294    | 304     | 678     | 1 027           | ...    |
| <b>Median Monthly Housing Costs For Owners</b>                                  |                |               |               |               |                 |        |          |        |         |         |                 |        |
| Monthly costs including all mortgages plus maintenance costs.....               | 695            | ...           | 265           | 617           | 903             | ...    | ...      | 294    | 324     | 698     | 1 067           | ...    |
| Monthly costs excluding 2nd and subsequent mortgages and maintenance costs..... | 633            | ...           | 259           | 559           | 822             | ...    | ...      | 294    | 302     | 639     | 948             | ...    |

Table 3-17. Rooms in Unit by Household and Unit Size, Income, and Costs - Owner Occupied Units—Con.

[Numbers in thousands. For meaning of symbols, see text.]

| Characteristics        | Occupied units |               |               |               |                 |           |           |               |               |               |                 |           |
|------------------------|----------------|---------------|---------------|---------------|-----------------|-----------|-----------|---------------|---------------|---------------|-----------------|-----------|
|                        | Total          | Rooms         |               |               |                 |           | Bedrooms  |               |               |               |                 |           |
|                        |                | 1 and 2 rooms | 3 and 4 rooms | 5 and 6 rooms | 7 rooms or more | Median    | No rooms  | 1 room        | 2 rooms       | 3 rooms       | 4 rooms or more | Median    |
| <b>Value</b>           |                |               |               |               |                 |           |           |               |               |               |                 |           |
| Less than \$10,000     | 15.5           | -             | 9.7           | 5.0           | .8              | 4.1       | -         | .9            | 9.8           | 4.2           | .5              | 2.2       |
| \$10,000 to \$19,999   | 16.0           | .2            | 4.1           | 8.7           | 3.1             | 5.4       | -         | .5            | 9.4           | 4.9           | 1.1             | 2.3       |
| \$20,000 to \$29,999   | 11.3           | -             | 1.8           | 7.8           | 1.7             | 5.5       | -         | 1.1           | 6.4           | 2.7           | 1.2             | 2.2       |
| \$30,000 to \$39,999   | 16.1           | -             | 3.5           | 9.8           | 2.8             | 5.4       | -         | .3            | 6.9           | 7.6           | 1.2             | 2.6       |
| \$40,000 to \$49,999   | 25.0           | -             | 3.4           | 17.5          | 4.1             | 5.5       | -         | .5            | 11.2          | 10.6          | 2.7             | 2.6       |
| \$50,000 to \$59,999   | 45.3           | .3            | 5.8           | 30.1          | 9.1             | 5.8       | -         | 1.4           | 14.7          | 24.5          | 4.8             | 2.8       |
| \$60,000 to \$69,999   | 73.5           | .3            | 8.6           | 45.2          | 19.4            | 5.7       | .3        | 1.2           | 20.5          | 44.9          | 6.7             | 2.8       |
| \$70,000 to \$79,999   | 91.3           | .7            | 4.0           | 58.0          | 28.6            | 5.9       | .4        | 1.5           | 10.9          | 68.0          | 10.6            | 3.0       |
| \$80,000 to \$89,999   | 126.1          | -             | 4.2           | 63.2          | 58.8            | 6.4       | -         | 1.1           | 9.5           | 92.4          | 23.1            | 3.1       |
| \$100,000 to \$119,999 | 74.9           | -             | .3            | 33.4          | 41.3            | 6.5+      | -         | .3            | 8.1           | 47.8          | 18.7            | 3.1       |
| \$120,000 to \$149,999 | 76.5           | -             | 2.3           | 22.8          | 51.5            | 6.5+      | -         | .3            | 5.7           | 37.7          | 32.9            | 3.4       |
| \$150,000 to \$199,999 | 67.0           | .2            | 1.1           | 14.0          | 51.7            | 6.5+      | .2        | .8            | 5.5           | 23.2          | 37.5            | 3.5+      |
| \$200,000 to \$249,999 | 23.6           | -             | -             | 4.7           | 18.8            | 6.5+      | -         | .3            | 3.0           | 5.5           | 14.7            | 3.5+      |
| \$250,000 to \$299,999 | 9.2            | -             | -             | 2.2           | 7.0             | 6.5+      | -         | -             | .4            | 3.6           | 5.2             | 3.5+      |
| \$300,000 or more      | 19.7           | -             | .4            | 3.4           | 16.0            | 6.5+      | -         | -             | 1.3           | 6.0           | 12.4            | 3.5+      |
| <b>Median</b>          | <b>88 178</b>  | <b>--</b>     | <b>53 594</b> | <b>76 688</b> | <b>114 069</b>  | <b>--</b> | <b>--</b> | <b>62 445</b> | <b>61 571</b> | <b>85 296</b> | <b>134 667</b>  | <b>--</b> |

**Table 3-18. Square Footage by Household and Unit Size, Income, and Costs - Owner Occupied Units**

[Numbers in thousands. For meaning of symbols, see text.]

| Characteristics   | Size of occupied detached 1-family homes and 1-family mobile homes |                           |                        |                          |                          |                          |                          |              | Median       |
|---|--|---------------------------|------------------------|--------------------------|--------------------------|--------------------------|--------------------------|--------------|--------------|
|   | Total  | Less than 500 square feet | 500 to 999 square feet | 1000 to 1499 square feet | 1500 to 1999 square feet | 2000 to 2499 square feet | 2500 square feet or more | Not reported |              |
| <b>Total</b> .....  | <b>648.0</b>   | <b>.8</b>                 | <b>40.3</b>            | <b>124.0</b>             | <b>164.9</b>             | <b>109.0</b>             | <b>159.2</b>             | <b>49.7</b>  | <b>1 906</b> |
| <b>Persons</b>  |  |                           |                        |                          |                          |                          |                          |              |              |
| 1 person.....   | 95.1   | -                         | 15.7                   | 25.0                     | 22.9                     | 12.9                     | 11.0                     | 7.7          | 1 566        |
| 2 persons.....  | 214.3  | -                         | 12.7                   | 42.7                     | 58.4                     | 32.4                     | 49.1                     | 19.1         | 1 862        |
| 3 persons.....  | 144.9  | .8                        | 7.5                    | 24.3                     | 36.5                     | 23.5                     | 39.8                     | 12.4         | 1 960        |
| 4 persons.....  | 128.0  | -                         | 1.9                    | 21.7                     | 34.5                     | 26.2                     | 37.5                     | 6.1          | 2 052        |
| 5 persons.....  | 48.9   | -                         | 2.5                    | 8.1                      | 8.6                      | 10.5                     | 16.6                     | 2.5          | 2 189        |
| 6 persons.....  | 11.0   | -                         | -                      | 1.5                      | 2.4                      | 2.4                      | 3.1                      | 1.6          | 2 161        |
| 7 persons or more.....  | 5.9  | -                         | -                      | .7                       | 1.6                      | 1.2                      | 2.2                      | .3           | ---          |
| Median.....   | 2.8  | ---                       | 1.9                    | 2.4                      | 2.5                      | 2.9                      | 3.0                      | 2.4          | ---          |
| <b>Rooms</b>  |  |                           |                        |                          |                          |                          |                          |              |              |
| 1 room.....   | -  | -                         | -                      | -                        | -                        | -                        | -                        | -            | ---          |
| 2 rooms.....  | .2   | -                         | .2                     | -                        | -                        | -                        | -                        | -            | ---          |
| 3 rooms.....  | 2.9  | -                         | 2.4                    | .5                       | -                        | -                        | -                        | -            | ---          |
| 4 rooms.....  | 32.5   | -                         | 14.2                   | 7.4                      | 2.7                      | .9                       | .7                       | 6.4          | 958          |
| 5 rooms.....  | 123.5  | .6                        | 15.7                   | 47.2                     | 35.0                     | 7.2                      | 6.7                      | 11.1         | 1 423        |
| 6 rooms.....  | 180.1  | .3                        | 4.3                    | 44.4                     | 66.4                     | 28.2                     | 21.9                     | 14.4         | 1 754        |
| 7 rooms.....  | 132.5  | -                         | 3.5                    | 18.3                     | 42.5                     | 32.1                     | 28.0                     | 8.2          | 1 975        |
| 8 rooms.....  | 100.8  | -                         | -                      | 5.2                      | 13.9                     | 28.8                     | 47.0                     | 6.0          | 2 492        |
| 9 rooms.....  | 46.5   | -                         | -                      | 1.0                      | 2.5                      | 8.9                      | 31.5                     | 2.6          | 2500+        |
| 10 rooms or more.....   | 29.0   | -                         | -                      | -                        | 1.8                      | 2.9                      | 23.3                     | .9           | 2500+        |
| Median.....   | 6.4  | ---                       | 4.7                    | 5.7                      | 6.2                      | 7.1                      | 8.0                      | 6.0          | ---          |
| <b>Bedrooms</b>   |  |                           |                        |                          |                          |                          |                          |              |              |
| None.....   | -  | -                         | -                      | -                        | -                        | -                        | -                        | -            | ---          |
| 1.....  | 5.0  | -                         | 2.3                    | 1.1                      | -                        | -                        | .9                       | .8           | ---          |
| 2.....  | 96.9   | .6                        | 24.8                   | 27.1                     | 18.7                     | 6.1                      | 5.7                      | 13.9         | 1 297        |
| 3.....  | 374.6  | -                         | 11.9                   | 86.1                     | 127.8                    | 67.7                     | 55.6                     | 25.5         | 1 800        |
| 4 or more.....  | 171.4  | .3                        | 1.3                    | 9.7                      | 18.4                     | 35.2                     | 96.9                     | 9.7          | 2500+        |
| Median.....   | 3.1  | ---                       | 2.2                    | 2.9                      | 3.0                      | 3.2                      | 3.5+                     | 2.9          | ---          |
| <b>Complete Bathrooms</b>   |  |                           |                        |                          |                          |                          |                          |              |              |
| None.....   | .2   | -                         | .2                     | -                        | -                        | -                        | -                        | -            | ---          |
| 1.....  | 120.3  | .6                        | 28.9                   | 43.9                     | 17.7                     | 5.9                      | 4.5                      | 18.8         | 1 242        |
| 1 and one-half.....   | 72.3   | .3                        | 2.9                    | 23.1                     | 23.9                     | 5.4                      | 8.5                      | 8.2          | 1 619        |
| 2 or more.....  | 455.1  | -                         | 8.3                    | 58.9                     | 123.3                    | 97.8                     | 146.2                    | 22.7         | 2 142        |
| <b>Lot Size</b>   |  |                           |                        |                          |                          |                          |                          |              |              |
| Less than one-eighth acre.....  | 10.1   | -                         | 3.6                    | 1.1                      | 2.0                      | .8                       | 1.5                      | 1.1          | 1 413        |
| One-eighth up to one-quarter acre.....  | 35.7   | -                         | 5.1                    | 8.8                      | 8.1                      | 5.4                      | 5.4                      | 3.0          | 1 656        |
| One-quarter up to one-half acre.....  | 121.4  | -                         | 6.0                    | 24.2                     | 37.2                     | 19.0                     | 28.6                     | 6.5          | 1 866        |
| One-half up to one acre.....  | 208.4  | -                         | 4.1                    | 32.0                     | 63.4                     | 40.2                     | 56.1                     | 12.4         | 1 987        |
| 1 to 4 acres.....   | 153.3  | .6                        | 9.4                    | 33.5                     | 29.2                     | 26.7                     | 43.1                     | 10.8         | 1 975        |
| 5 to 9 acres.....   | 20.9   | -                         | -                      | 4.1                      | 4.1                      | 5.2                      | 6.0                      | 1.5          | 2 149        |
| 10 acres or more.....   | 22.8   | -                         | .6                     | 4.1                      | 6.0                      | 2.5                      | 8.7                      | 1.0          | 2 044        |
| Don't know.....   | 70.0   | -                         | 10.2                   | 16.0                     | 14.1                     | 8.7                      | 7.6                      | 13.4         | 1 574        |
| Not reported.....   | 5.2  | .3                        | 1.2                    | .2                       | .8                       | .5                       | 2.2                      | -            | ---          |
| Median.....   | .79  | ---                       | .49                    | .81                      | .72                      | .81                      | .85                      | .81          | ---          |
| <b>Income of Families and Primary Individuals</b>                               |  |                           |                        |                          |                          |                          |                          |              |              |
| Less than \$5,000.....  | 13.2   | -                         | 1.3                    | 4.4                      | 1.8                      | 1.5                      | 2.7                      | 1.5          | 1 550        |
| \$5,000 to \$9,999.....   | 30.9   | .3                        | 7.8                    | 8.0                      | 7.1                      | 3.7                      | 1.3                      | 2.8          | 1 375        |
| \$10,000 to \$14,999.....   | 35.6   | -                         | 6.9                    | 11.6                     | 4.4                      | 4.9                      | 2.6                      | 5.2          | 1 357        |
| \$15,000 to \$19,999.....   | 29.1   | -                         | 4.3                    | 7.1                      | 8.4                      | 2.7                      | 3.7                      | 2.8          | 1 604        |
| \$20,000 to \$24,999.....   | 38.3   | -                         | 4.5                    | 11.7                     | 7.9                      | 3.9                      | 4.7                      | 5.5          | 1 512        |
| \$25,000 to \$29,999.....   | 52.3   | -                         | 4.8                    | 12.6                     | 14.9                     | 5.2                      | 8.0                      | 6.9          | 1 680        |
| \$30,000 to \$34,999.....   | 39.6   | -                         | .9                     | 7.3                      | 14.7                     | 6.9                      | 7.0                      | 2.8          | 1 848        |
| \$35,000 to \$39,999.....   | 45.0   | -                         | 1.8                    | 11.4                     | 13.9                     | 5.5                      | 8.2                      | 4.2          | 1 781        |
| \$40,000 to \$49,999.....   | 84.8   | -                         | 4.5                    | 16.7                     | 29.2                     | 14.8                     | 14.7                     | 5.0          | 1 821        |
| \$50,000 to \$59,999.....   | 74.3   | -                         | 1.5                    | 15.2                     | 23.3                     | 15.4                     | 14.8                     | 4.1          | 1 896        |
| \$60,000 to \$79,999.....   | 105.9  | .6                        | 1.0                    | 12.0                     | 26.1                     | 25.0                     | 37.4                     | 3.9          | 2 228        |
| \$80,000 to \$99,999.....   | 45.4   | -                         | .4                     | 3.9                      | 8.2                      | 8.4                      | 21.5                     | 3.0          | 2500+        |
| \$100,000 to \$119,999.....   | 21.9   | -                         | -                      | 1.1                      | 2.2                      | 6.3                      | 11.7                     | .6           | 2500+        |
| \$120,000 or more.....  | 31.6   | -                         | .7                     | 1.0                      | 2.9                      | 4.7                      | 20.6                     | 1.4          | 2500+        |
| Median.....   | 44 713   | ---                       | 19 872                 | 34 518                   | 43 190                   | 53 466                   | 66 324                   | 30 359       | ---          |
| <b>Monthly Housing Costs</b>  |  |                           |                        |                          |                          |                          |                          |              |              |
| Less than \$100.....  | 9.8  | -                         | 4.3                    | 2.9                      | 1.3                      | .7                       | -                        | .5           | 1 051        |
| \$100 to \$199.....   | 67.0   | .6                        | 13.7                   | 23.6                     | 11.7                     | 5.8                      | 4.0                      | 7.7          | 1 326        |
| \$200 to \$249.....   | 31.3   | -                         | 4.0                    | 8.4                      | 8.3                      | 3.3                      | 5.2                      | 5.1          | 1 538        |
| \$250 to \$299.....   | 30.8   | -                         | 3.7                    | 6.6                      | 8.4                      | 5.2                      | 3.5                      | 3.4          | 1 703        |
| \$300 to \$349.....   | 22.9   | -                         | 1.0                    | 3.9                      | 7.2                      | 3.1                      | 5.2                      | 2.5          | 1 868        |
| \$350 to \$399.....   | 19.6   | -                         | .3                     | 3.5                      | 5.1                      | 4.4                      | 5.1                      | 1.2          | 2 035        |
| \$400 to \$449.....   | 18.5   | .3                        | 1.1                    | 6.1                      | 2.5                      | 2.5                      | 3.7                      | 2.3          | 1 821        |
| \$450 to \$499.....   | 21.6   | -                         | 1.6                    | 3.8                      | 6.2                      | 2.2                      | 4.8                      | 3.0          | 1 811        |
| \$500 to \$599.....   | 42.6   | -                         | 3.1                    | 10.6                     | 12.6                     | 6.4                      | 5.3                      | 4.7          | 1 710        |
| \$600 to \$699.....   | 38.5   | -                         | 1.8                    | 12.3                     | 12.3                     | 4.7                      | 4.7                      | 2.7          | 1 655        |
| \$700 to \$799.....   | 41.8   | -                         | .7                     | 9.8                      | 18.5                     | 6.8                      | 4.7                      | 1.2          | 1 783        |
| \$800 to \$999.....   | 93.2   | -                         | .6                     | 15.7                     | 35.2                     | 21.0                     | 16.1                     | 4.6          | 1 897        |
| \$1,000 to \$1,249.....   | 66.8   | -                         | .4                     | 2.9                      | 17.3                     | 20.3                     | 22.9                     | 3.1          | 2 279        |
| \$1,250 to \$1,499.....   | 34.8   | -                         | .3                     | .3                       | 4.6                      | 8.3                      | 21.0                     | .4           | 2500+        |
| \$1,500 or more.....  | 41.4   | -                         | -                      | .6                       | 1.1                      | 3.5                      | 34.3                     | 1.8          | 2500+        |
| No cash rent.....   | ---  | ---                       | ---                    | ---                      | ---                      | ---                      | ---                      | ---          | ---          |
| Mortgage payment not reported.....  | 67.3   | ---                       | 3.8                    | 12.9                     | 12.6                     | 10.9                     | 21.7                     | 5.5          | 2 081        |
| Median (excludes no cash rent).....   | 688  | ---                       | 204                    | 457                      | 703                      | 838                      | 1 103                    | 438          | ---          |
| <b>Median Monthly Housing Costs For Owners</b>                                  |  |                           |                        |                          |                          |                          |                          |              |              |
| Monthly costs including all mortgages plus maintenance costs.....               | 692  | ---                       | 204                    | 490                      | 720                      | 862                      | 1 145                    | 460          | ---          |
| Monthly costs excluding 2nd and subsequent mortgages and maintenance costs..... | 624  | ---                       | 199                    | 429                      | 667                      | 801                      | 1 028                    | 419          | ---          |

Table 3-18. **Square Footage by Household and Unit Size, Income, and Costs - Owner Occupied Units—Con.**

[Numbers in thousands. For meaning of symbols, see text.]

| Characteristics        | Size of occupied detached 1-family homes and 1-family mobile homes |                           |                        |                          |                          |                          |                          |               |          |
|------------------------|--|---------------------------|------------------------|--------------------------|--------------------------|--------------------------|--------------------------|---------------|----------|
|                        | Total  | Less than 500 square feet | 500 to 999 square feet | 1000 to 1499 square feet | 1500 to 1999 square feet | 2000 to 2499 square feet | 2500 square feet or more | Not reported  | Median   |
| <b>Value</b>           |  |                           |                        |                          |                          |                          |                          |               |          |
| Less than \$10,000     | 15.2   | —                         | 10.0                   | .8                       | .5                       | 1.1                      | .5                       | 2.4           | 821      |
| \$10,000 to \$19,999   | 15.3   | .6                        | 5.5                    | 3.8                      | 1.1                      | 1.1                      | 1.1                      | 2.1           | 1 070    |
| \$20,000 to \$29,999   | 10.6   | —                         | 2.3                    | 2.4                      | 2.4                      | .6                       | 1.2                      | 1.8           | 1 449    |
| \$30,000 to \$39,999   | 14.3   | —                         | 3.4                    | 3.5                      | 2.9                      | .7                       | .9                       | 2.9           | 1 322    |
| \$40,000 to \$49,999   | 23.8   | —                         | 4.0                    | 7.5                      | 5.1                      | .8                       | 2.3                      | 4.2           | 1 390    |
| \$50,000 to \$59,999   | 37.3   | —                         | 3.7                    | 16.7                     | 8.6                      | 2.1                      | 2.4                      | 3.5           | 1 387    |
| \$60,000 to \$69,999   | 64.1   | .3                        | 4.4                    | 26.2                     | 19.1                     | 4.5                      | 4.1                      | 5.8           | 1 472    |
| \$70,000 to \$79,999   | 84.0   | —                         | 1.5                    | 28.3                     | 32.2                     | 10.0                     | 6.5                      | 5.5           | 1 647    |
| \$80,000 to \$89,999   | 121.6  | —                         | 2.4                    | 19.9                     | 48.6                     | 25.7                     | 17.6                     | 7.5           | 1 858    |
| \$100,000 to \$119,999 | 73.0   | —                         | 1.6                    | 6.2                      | 23.3                     | 23.2                     | 15.6                     | 3.1           | 2 082    |
| \$120,000 to \$149,999 | 72.3   | —                         | .7                     | 4.7                      | 11.1                     | 22.4                     | 29.2                     | 4.1           | 2 390    |
| \$150,000 to \$199,999 | 65.8   | —                         | .4                     | 2.0                      | 6.3                      | 13.2                     | 41.0                     | 2.9           | 2500+    |
| \$200,000 to \$249,999 | 22.6   | —                         | —                      | .2                       | 1.2                      | 3.1                      | 16.4                     | 1.6           | 2500+    |
| \$250,000 to \$299,999 | 8.8  | —                         | —                      | .3                       | 1.1                      | —                        | 7.2                      | .2            | 2500+    |
| \$300,000 or more      | 19.0   | —                         | .3                     | 1.5                      | 1.4                      | .6                       | 13.2                     | 2.1           | 2500+    |
| <b>Median</b>          | <b>89 734</b>  | <b>—</b>                  | <b>36 879</b>          | <b>70 410</b>            | <b>84 338</b>            | <b>106 889</b>           | <b>148 106</b>           | <b>74 062</b> | <b>—</b> |



Table 3-19. Income, Costs, and Mortgage - Owner Occupied Units

[Numbers in thousands. For meaning of symbols, see text.]

| Characteristics   | Owner occupied |                        |               |               |                  |                        |               |               | Renter occupied        |       |                                   |       |
|---|----------------|------------------------|---------------|---------------|------------------|------------------------|---------------|---------------|------------------------|-------|-----------------------------------|-------|
|   | With mortgage  |                        |               |               | With no mortgage |                        |               |               | All renters            |       | Unsubsidized renters <sup>1</sup> |       |
|   | Total          | Specified <sup>2</sup> | Not specified |               | Total            | Specified <sup>2</sup> | Not specified |               | Specified <sup>3</sup> | Other | Specified <sup>3</sup>            | Other |
|   |                |                        | Condo or Coop | Other         |                  |                        | Condo or Coop | Other         |                        |       |                                   |       |
| <b>Total</b> .....  | <b>516.5</b>   | <b>468.8</b>           | <b>16.6</b>   | <b>31.1</b>   | <b>172.6</b>     | <b>134.7</b>           | <b>4.1</b>    | <b>33.8</b>   | ---                    | ---   | ---                               | ---   |
| <b>Income of Families and Primary Individuals</b>                               |                |                        |               |               |                  |                        |               |               |                        |       |                                   |       |
| Less than \$5,000.....  | 3.6            | 3.6                    | —             | —             | 9.8              | 7.4                    | —             | 2.4           | ---                    | ---   | ---                               | ---   |
| \$5,000 to \$9,999.....   | 10.3           | 7.9                    | .3            | 2.2           | 23.3             | 20.1                   | .7            | 2.5           | ---                    | ---   | ---                               | ---   |
| \$10,000 to \$14,999.....   | 13.4           | 11.6                   | —             | 1.9           | 22.8             | 17.5                   | —             | 5.3           | ---                    | ---   | ---                               | ---   |
| \$15,000 to \$19,999.....   | 21.6           | 16.0                   | 1.2           | 4.4           | 11.9             | 8.2                    | .6            | 3.0           | ---                    | ---   | ---                               | ---   |
| \$20,000 to \$24,999.....   | 24.3           | 20.5                   | 1.6           | 2.2           | 16.9             | 12.7                   | .6            | 3.6           | ---                    | ---   | ---                               | ---   |
| \$25,000 to \$29,999.....   | 39.0           | 32.5                   | 2.8           | 3.7           | 18.9             | 15.2                   | —             | 3.6           | ---                    | ---   | ---                               | ---   |
| \$30,000 to \$34,999.....   | 32.4           | 28.0                   | 1.5           | 2.9           | 10.4             | 9.7                    | .3            | .4            | ---                    | ---   | ---                               | ---   |
| \$35,000 to \$39,999.....   | 37.7           | 34.8                   | .8            | 2.1           | 9.8              | 6.4                    | .9            | 2.4           | ---                    | ---   | ---                               | ---   |
| \$40,000 to \$49,999.....   | 81.3           | 73.1                   | 3.7           | 4.5           | 12.0             | 8.0                    | .7            | 3.4           | ---                    | ---   | ---                               | ---   |
| \$50,000 to \$59,999.....   | 68.5           | 65.4                   | 1.3           | 1.8           | 8.3              | 7.4                    | —             | .9            | ---                    | ---   | ---                               | ---   |
| \$60,000 to \$79,999.....   | 93.8           | 88.8                   | 2.1           | 2.9           | 17.0             | 12.5                   | —             | 4.5           | ---                    | ---   | ---                               | ---   |
| \$80,000 to \$99,999.....   | 42.7           | 39.9                   | 1.7           | 1.1           | 5.6              | 4.8                    | —             | .8            | ---                    | ---   | ---                               | ---   |
| \$100,000 to \$119,999.....   | 20.8           | 19.1                   | 1.1           | .6            | 2.6              | 2.0                    | —             | .5            | ---                    | ---   | ---                               | ---   |
| \$120,000 or more.....  | 29.0           | 27.6                   | .5            | .9            | 3.4              | 2.7                    | .3            | .3            | ---                    | ---   | ---                               | ---   |
| <b>Median</b> .....   | <b>49 461</b>  | <b>50 982</b>          | <b>43 056</b> | <b>32 230</b> | <b>25 420</b>    | <b>25 443</b>          | ---           | <b>25 134</b> | ---                    | ---   | ---                               | ---   |
| <b>Monthly Housing Costs</b>  |                |                        |               |               |                  |                        |               |               |                        |       |                                   |       |
| Less than \$100.....  | —              | —                      | —             | —             | 10.4             | 8.0                    | —             | 2.4           | ---                    | ---   | ---                               | ---   |
| \$100 to \$199.....   | 1.0            | 1.0                    | —             | —             | 68.3             | 54.5                   | .5            | 13.3          | ---                    | ---   | ---                               | ---   |
| \$200 to \$249.....   | 2.6            | 2.6                    | —             | —             | 31.8             | 24.4                   | 2.3           | 5.1           | ---                    | ---   | ---                               | ---   |
| \$250 to \$299.....   | 6.7            | 5.1                    | —             | 1.6           | 15.0             | 19.5                   | .3            | 5.1           | ---                    | ---   | ---                               | ---   |
| \$300 to \$349.....   | 8.3            | 7.4                    | —             | .9            | 14.8             | 12.1                   | —             | 2.7           | ---                    | ---   | ---                               | ---   |
| \$350 to \$399.....   | 11.7           | 9.9                    | .3            | 1.4           | 8.7              | 6.6                    | .2            | 1.9           | ---                    | ---   | ---                               | ---   |
| \$400 to \$449.....   | 15.1           | 14.1                   | —             | 1.1           | 3.6              | 2.9                    | .7            | —             | ---                    | ---   | ---                               | ---   |
| \$450 to \$499.....   | 20.7           | 18.5                   | .4            | 1.9           | 1.9              | 1.0                    | —             | 1.0           | ---                    | ---   | ---                               | ---   |
| \$500 to \$599.....   | 40.8           | 35.2                   | 2.3           | 3.3           | 5.0              | 3.9                    | —             | 1.2           | ---                    | ---   | ---                               | ---   |
| \$600 to \$699.....   | 44.0           | 37.7                   | 3.2           | 3.1           | .5               | —                      | —             | 1.2           | ---                    | ---   | ---                               | ---   |
| \$700 to \$799.....   | 47.1           | 42.1                   | 2.5           | 2.5           | .6               | .3                     | —             | .3            | ---                    | ---   | ---                               | ---   |
| \$800 to \$899.....   | 99.2           | 93.1                   | 4.3           | 1.8           | .7               | —                      | —             | —             | ---                    | ---   | ---                               | ---   |
| \$1,000 to \$1,249.....   | 69.0           | 65.4                   | 2.0           | 1.6           | .8               | .5                     | —             | .3            | ---                    | ---   | ---                               | ---   |
| \$1,250 to \$1,499.....   | 36.0           | 33.1                   | .6            | 2.3           | —                | —                      | —             | —             | ---                    | ---   | ---                               | ---   |
| \$1,500 or more.....  | 42.6           | 40.6                   | .4            | 1.6           | .3               | .3                     | —             | —             | ---                    | ---   | ---                               | ---   |
| No cash rent.....   | —              | —                      | —             | —             | —                | —                      | —             | —             | ---                    | ---   | ---                               | ---   |
| Mortgage payment not reported.....  | 73.7           | 63.1                   | 2.4           | 8.1           | —                | —                      | —             | —             | ---                    | ---   | ---                               | ---   |
| <b>Median (excludes no cash rent)</b> .....                                     | <b>849</b>     | <b>863</b>             | <b>771</b>    | <b>647</b>    | <b>212</b>       | <b>210</b>             | ---           | <b>212</b>    | ---                    | ---   | ---                               | ---   |
| <b>Median Monthly Housing Costs For Owners</b>                                  |                |                        |               |               |                  |                        |               |               |                        |       |                                   |       |
| Monthly costs including all mortgages plus maintenance costs.....               | 875            | 889                    | 788           | 660           | 224              | 225                    | ---           | 219           | ---                    | ---   | ---                               | ---   |
| Monthly costs excluding 2nd and subsequent mortgages and maintenance costs..... | 808            | 819                    | 771           | 642           | 212              | 210                    | ---           | 212           | ---                    | ---   | ---                               | ---   |
| <b>Monthly Housing Costs as Percent of Current Income<sup>5</sup></b>           |                |                        |               |               |                  |                        |               |               |                        |       |                                   |       |
| Less than 5 percent.....  | 2.9            | 2.9                    | —             | —             | 23.0             | 16.3                   | .3            | 6.4           | ---                    | ---   | ---                               | ---   |
| 5 to 9 percent.....   | 33.9           | 30.7                   | 1.2           | 2.0           | 54.3             | 43.6                   | 1.2           | 9.5           | ---                    | ---   | ---                               | ---   |
| 10 to 14 percent.....   | 59.5           | 53.1                   | 2.1           | 4.4           | 34.3             | 27.1                   | 1.1           | 8.1           | ---                    | ---   | ---                               | ---   |
| 15 to 19 percent.....   | 97.5           | 90.5                   | 4.2           | 2.8           | 18.4             | 14.4                   | .9            | 3.1           | ---                    | ---   | ---                               | ---   |
| 20 to 24 percent.....   | 87.0           | 80.4                   | 3.2           | 3.4           | 14.7             | 11.4                   | —             | 3.4           | ---                    | ---   | ---                               | ---   |
| 25 to 29 percent.....   | 58.2           | 55.6                   | 1.2           | 1.4           | 9.1              | 7.3                    | .2            | 1.6           | ---                    | ---   | ---                               | ---   |
| 30 to 34 percent.....   | 35.0           | 31.5                   | 1.1           | 2.4           | 2.6              | 2.2                    | .2            | .2            | ---                    | ---   | ---                               | ---   |
| 35 to 39 percent.....   | 22.3           | 18.6                   | 1.6           | 2.1           | 2.8              | 1.7                    | .2            | .9            | ---                    | ---   | ---                               | ---   |
| 40 to 49 percent.....   | 20.1           | 16.9                   | .9            | 2.4           | 3.6              | 2.9                    | —             | .7            | ---                    | ---   | ---                               | ---   |
| 50 to 59 percent.....   | 9.2            | 8.0                    | .2            | 1.0           | 1.9              | 1.9                    | —             | —             | ---                    | ---   | ---                               | ---   |
| 60 to 69 percent.....   | 5.1            | 4.8                    | —             | .3            | .3               | .3                     | —             | —             | ---                    | ---   | ---                               | ---   |
| 70 to 89 percent.....   | 6.7            | 6.1                    | .4            | .3            | 1.5              | 1.5                    | —             | —             | ---                    | ---   | ---                               | ---   |
| 100 percent or more <sup>6</sup> .....  | 6.9            | 6.3                    | —             | .6            | 2.0              | 1.4                    | —             | .6            | ---                    | ---   | ---                               | ---   |
| Zero or negative income.....  | .4             | .4                     | —             | —             | 4.0              | 2.8                    | —             | 1.2           | ---                    | ---   | ---                               | ---   |
| No cash rent.....   | —              | —                      | —             | —             | —                | —                      | —             | —             | ---                    | ---   | ---                               | ---   |
| Mortgage payment not reported.....  | 73.7           | 63.1                   | 2.4           | 8.1           | —                | —                      | —             | —             | ---                    | ---   | ---                               | ---   |
| <b>Median (excludes 3 previous lines)</b> .....                                 | <b>22</b>      | <b>22</b>              | <b>21</b>     | <b>23</b>     | <b>11</b>        | <b>11</b>              | ---           | <b>10</b>     | ---                    | ---   | ---                               | ---   |
| <b>Median (excludes 4 lines before medians)</b> .....                           | <b>21</b>      | <b>21</b>              | <b>21</b>     | <b>23</b>     | <b>11</b>        | <b>11</b>              | ---           | <b>10</b>     | ---                    | ---   | ---                               | ---   |
| <b>Value</b>  |                |                        |               |               |                  |                        |               |               |                        |       |                                   |       |
| Less than \$10,000.....   | 5.2            | 1.2                    | —             | 4.0           | 10.3             | 2.0                    | —             | 8.2           | ---                    | ---   | ---                               | ---   |
| \$10,000 to \$19,999.....   | 8.0            | 2.3                    | —             | 5.8           | 8.0              | 1.6                    | —             | 6.3           | ---                    | ---   | ---                               | ---   |
| \$20,000 to \$29,999.....   | 4.6            | 2.8                    | .4            | 1.4           | 6.7              | 4.9                    | —             | 1.8           | ---                    | ---   | ---                               | ---   |
| \$30,000 to \$39,999.....   | 6.7            | 4.1                    | 1.1           | 1.5           | 9.4              | 7.2                    | .2            | 2.0           | ---                    | ---   | ---                               | ---   |
| \$40,000 to \$49,999.....   | 14.7           | 13.1                   | .7            | .8            | 10.3             | 8.3                    | .2            | .8            | ---                    | ---   | ---                               | ---   |
| \$50,000 to \$59,999.....   | 31.6           | 25.7                   | 3.1           | 2.8           | 13.7             | 12.4                   | 1.1           | .2            | ---                    | ---   | ---                               | ---   |
| \$60,000 to \$69,999.....   | 50.3           | 44.1                   | 3.9           | 2.3           | 23.2             | 19.9                   | .3            | 3.0           | ---                    | ---   | ---                               | ---   |
| \$70,000 to \$79,999.....   | 78.6           | 72.9                   | 3.4           | 2.3           | 12.7             | 10.9                   | 1.3           | .6            | ---                    | ---   | ---                               | ---   |
| \$80,000 to \$99,999.....   | 103.9          | 99.1                   | 2.2           | 2.6           | 22.2             | 20.6                   | —             | 1.6           | ---                    | ---   | ---                               | ---   |
| \$100,000 to \$119,999.....   | 58.3           | 56.3                   | .5            | 1.5           | 16.6             | 14.4                   | —             | 2.3           | ---                    | ---   | ---                               | ---   |
| \$120,000 to \$149,999.....   | 62.7           | 57.7                   | 2.2           | 2.8           | 13.8             | 11.9                   | .3            | 1.7           | ---                    | ---   | ---                               | ---   |
| \$150,000 to \$199,999.....   | 55.4           | 54.1                   | .3            | 1.0           | 11.6             | 9.0                    | .2            | 2.4           | ---                    | ---   | ---                               | ---   |
| \$200,000 to \$249,999.....   | 17.6           | 15.9                   | .5            | 1.2           | 6.0              | 4.5                    | —             | 1.5           | ---                    | ---   | ---                               | ---   |
| \$250,000 to \$299,999.....   | 7.0            | 6.7                    | —             | .3            | 2.2              | 1.1                    | —             | 1.2           | ---                    | ---   | ---                               | ---   |
| \$300,000 or more.....  | 13.8           | 12.8                   | .4            | .7            | 5.9              | 5.2                    | .4            | .3            | ---                    | ---   | ---                               | ---   |
| <b>Median</b> .....   | <b>91 450</b>  | <b>93 773</b>          | <b>70 144</b> | <b>57 037</b> | <b>73 766</b>    | <b>79 224</b>          | ---           | <b>32 583</b> | ---                    | ---   | ---                               | ---   |
| <b>Ratio of Value to Current Income<sup>5</sup></b>                             |                |                        |               |               |                  |                        |               |               |                        |       |                                   |       |
| Less than 1.5.....  | 159.7          | 136.2                  | 7.4           | 16.0          | 43.3             | 23.8                   | .7            | 18.8          | ---                    | ---   | ---                               | ---   |
| 1.5 to 1.9.....   | 109.7          | 102.9                  | 4.0           | 2.7           | 13.5             | 11.0                   | .7            | 1.8           | ---                    | ---   | ---                               | ---   |
| 2.0 to 2.4.....   | 80.5           | 76.3                   | 1.7           | 2.6           | 17.0             | 15.7                   | .3            | 1.1           | ---                    | ---   | ---                               | ---   |
| 2.5 to 2.9.....   | 53.1           | 49.5                   | 2.1           | 1.6           | 15.4             | 13.6                   | .3            | 1.5           | ---                    | ---   | ---                               | ---   |
| 3.0 to 3.9.....   | 51.8           | 47.5                   | 2.3           | 1.9           | 20.2             | 16.7                   | .9            | 2.5           | ---                    | ---   | ---                               | ---   |
| 4.0 to 4.9.....   | 22.2           | 20.4                   | .3            | 1.6           | 13.0             | 11.8                   | —             | 1.2           | ---                    | ---   | ---                               | ---   |
| 5.0 or more.....  | 40.2           | 34.7                   | .8            | 4.6           | 46.2             | 39.4                   | 1.1           | 5.7           | ---                    | ---   | ---                               | ---   |
| Zero or negative income.....  | 1.3            | 1.3                    | —             | —             | 4.0              | 2.8                    | —             | 1.2           | ---                    | ---   | ---                               | ---   |
| <b>Median</b> .....   | <b>2.0</b>     | <b>2.0</b>             | <b>1.7</b>    | <b>1.5</b>    | <b>2.8</b>       | <b>3.1</b>             | ---           | <b>1.5</b>    | ---                    | ---   | ---                               | ---   |

Table 3-19. Income, Costs, and Mortgage - Owner Occupied Units—Con.

[Numbers in thousands. For meaning of symbols, see text.]

| Characteristics  | Owner occupied |                        |               |       |                  |                        |               |       | Renter occupied        |       |                                   |       |
|--|----------------|------------------------|---------------|-------|------------------|------------------------|---------------|-------|------------------------|-------|-----------------------------------|-------|
|  | With mortgage  |                        |               |       | With no mortgage |                        |               |       | All renters            |       | Unsubsidized renters <sup>1</sup> |       |
|  | Total          | Specified <sup>2</sup> | Not specified |       | Total            | Specified <sup>2</sup> | Not specified |       | Specified <sup>3</sup> | Other | Specified <sup>3</sup>            | Other |
|  |                |                        | Condo or Coop | Other |                  |                        | Condo or Coop | Other |                        |       |                                   |       |
| <b>Average Monthly Cost Paid for Real Estate Taxes</b> |                |                        |               |       |                  |                        |               |       |                        |       |                                   |       |
| Less than \$25   | 37.9           | 25.2                   | 1.4           | 11.3  | 54.7             | 37.6                   | 1.0           | 16.2  | ...                    | ...   | ...                               | ...   |
| \$25 to \$49   | 77.6           | 70.4                   | 3.7           | 3.6   | 34.6             | 29.6                   | .9            | 4.1   | ...                    | ...   | ...                               | ...   |
| \$50 to \$74   | 126.4          | 115.2                  | 6.8           | 4.3   | 25.5             | 22.3                   | .8            | 2.3   | ...                    | ...   | ...                               | ...   |
| \$75 to \$99   | 93.6           | 86.0                   | 2.4           | 5.3   | 16.4             | 12.6                   | .6            | 3.2   | ...                    | ...   | ...                               | ...   |
| \$100 to \$149   | 97.1           | 92.9                   | 1.5           | 2.6   | 18.0             | 15.8                   | .3            | 2.0   | ...                    | ...   | ...                               | ...   |
| \$150 to \$199   | 42.1           | 38.0                   | 2.5           | 1.6   | 10.5             | 8.9                    | —             | 1.7   | ...                    | ...   | ...                               | ...   |
| \$200 or more  | 43.8           | 41.1                   | .4            | 2.3   | 12.8             | 8.0                    | .4            | 4.4   | ...                    | ...   | ...                               | ...   |
| Median   | 80             | 82                     | 66            | 54    | 48               | 50                     | —             | 29    | ...                    | ...   | ...                               | ...   |
| <b>OWNERS WITH ONE OR MORE MORTGAGES</b>               |                |                        |               |       |                  |                        |               |       |                        |       |                                   |       |
| Total  | 518.5          | 468.8                  | 18.6          | 31.1  | —                | —                      | —             | —     | —                      | —     | —                                 | —     |
| <b>Monthly Payment for Principal and Interest</b>      |                |                        |               |       |                  |                        |               |       |                        |       |                                   |       |
| Less than \$100  | 9.7            | 7.9                    | —             | 1.9   | ...              | ...                    | ...           | ...   | ...                    | ...   | ...                               | ...   |
| \$100 to \$199   | 31.8           | 28.4                   | .3            | 3.1   | ...              | ...                    | ...           | ...   | ...                    | ...   | ...                               | ...   |
| \$200 to \$249   | 21.3           | 18.6                   | 1.5           | 1.3   | ...              | ...                    | ...           | ...   | ...                    | ...   | ...                               | ...   |
| \$250 to \$299   | 22.4           | 18.4                   | 1.0           | 3.0   | ...              | ...                    | ...           | ...   | ...                    | ...   | ...                               | ...   |
| \$300 to \$349   | 22.0           | 18.4                   | 1.6           | 2.1   | ...              | ...                    | ...           | ...   | ...                    | ...   | ...                               | ...   |
| \$350 to \$399   | 18.8           | 17.7                   | .4            | .8    | ...              | ...                    | ...           | ...   | ...                    | ...   | ...                               | ...   |
| \$400 to \$449   | 17.9           | 15.2                   | 2.4           | .3    | ...              | ...                    | ...           | ...   | ...                    | ...   | ...                               | ...   |
| \$450 to \$499   | 24.0           | 22.2                   | .8            | 1.0   | ...              | ...                    | ...           | ...   | ...                    | ...   | ...                               | ...   |
| \$500 to \$599   | 63.4           | 56.1                   | 4.0           | 3.4   | ...              | ...                    | ...           | ...   | ...                    | ...   | ...                               | ...   |
| \$600 to \$699   | 60.4           | 57.9                   | 1.6           | .9    | ...              | ...                    | ...           | ...   | ...                    | ...   | ...                               | ...   |
| \$700 to \$799   | 43.3           | 40.9                   | 1.0           | 1.5   | ...              | ...                    | ...           | ...   | ...                    | ...   | ...                               | ...   |
| \$800 to \$999   | 50.6           | 48.5                   | 1.2           | .8    | ...              | ...                    | ...           | ...   | ...                    | ...   | ...                               | ...   |
| \$1,000 to \$1,249                                     | 30.2           | 28.5                   | .4            | 1.3   | ...              | ...                    | ...           | ...   | ...                    | ...   | ...                               | ...   |
| \$1,250 to \$1,499                                     | 11.7           | 11.2                   | —             | .5    | ...              | ...                    | ...           | ...   | ...                    | ...   | ...                               | ...   |
| \$1,500 or more  | 17.2           | 16.1                   | —             | 1.0   | ...              | ...                    | ...           | ...   | ...                    | ...   | ...                               | ...   |
| Not reported   | 73.7           | 63.1                   | 2.4           | 8.1   | ...              | ...                    | ...           | ...   | ...                    | ...   | ...                               | ...   |
| Median   | 586            | 600                    | 501           | 359   | ...              | ...                    | ...           | ...   | ...                    | ...   | ...                               | ...   |
| <b>Type of Primary Mortgage</b>                        |                |                        |               |       |                  |                        |               |       |                        |       |                                   |       |
| FHA  | 111.0          | 104.9                  | 3.7           | 2.4   | ...              | ...                    | ...           | ...   | ...                    | ...   | ...                               | ...   |
| VA   | 49.7           | 48.8                   | .5            | .4    | ...              | ...                    | ...           | ...   | ...                    | ...   | ...                               | ...   |
| Farmers Home Administration                            | 2.9            | 2.7                    | —             | .3    | ...              | ...                    | ...           | ...   | ...                    | ...   | ...                               | ...   |
| Other types  | 322.7          | 287.9                  | 12.9          | 21.9  | ...              | ...                    | ...           | ...   | ...                    | ...   | ...                               | ...   |
| Don't know   | 12.7           | 10.4                   | —             | 2.3   | ...              | ...                    | ...           | ...   | ...                    | ...   | ...                               | ...   |
| Not reported   | 19.4           | 14.2                   | 1.4           | 3.8   | ...              | ...                    | ...           | ...   | ...                    | ...   | ...                               | ...   |
| <b>Mortgage Origination</b>                            |                |                        |               |       |                  |                        |               |       |                        |       |                                   |       |
| Placed new mortgage(s)                                 | 408.1          | 368.6                  | 14.7          | 24.8  | ...              | ...                    | ...           | ...   | ...                    | ...   | ...                               | ...   |
| Primary obtained when property acquired                | 351.8          | 317.1                  | 13.4          | 21.3  | ...              | ...                    | ...           | ...   | ...                    | ...   | ...                               | ...   |
| Obtained later   | 54.3           | 50.3                   | 1.0           | 3.1   | ...              | ...                    | ...           | ...   | ...                    | ...   | ...                               | ...   |
| Date not reported                                      | 2.0            | 1.3                    | .3            | .4    | ...              | ...                    | ...           | ...   | ...                    | ...   | ...                               | ...   |
| Assumed  | 43.6           | 38.8                   | 2.2           | 2.8   | ...              | ...                    | ...           | ...   | ...                    | ...   | ...                               | ...   |
| Wrap-around  | 1.1            | 1.1                    | —             | —     | ...              | ...                    | ...           | ...   | ...                    | ...   | ...                               | ...   |
| Combination of the above                               | 45.6           | 45.3                   | .3            | —     | ...              | ...                    | ...           | ...   | ...                    | ...   | ...                               | ...   |
| Origin not reported                                    | 19.9           | 15.0                   | 1.4           | 3.5   | ...              | ...                    | ...           | ...   | ...                    | ...   | ...                               | ...   |
| <b>Payment Plan of Primary Mortgage</b>                |                |                        |               |       |                  |                        |               |       |                        |       |                                   |       |
| Fixed payment, self-amortizing                         | 421.1          | 387.2                  | 14.6          | 19.3  | ...              | ...                    | ...           | ...   | ...                    | ...   | ...                               | ...   |
| Adjustable rate mortgage                               | 34.3           | 32.2                   | .9            | 1.2   | ...              | ...                    | ...           | ...   | ...                    | ...   | ...                               | ...   |
| Adjustable term mortgage                               | .6             | .6                     | —             | —     | ...              | ...                    | ...           | ...   | ...                    | ...   | ...                               | ...   |
| Graduated payment mortgage                             | 5.3            | 4.0                    | —             | 1.2   | ...              | ...                    | ...           | ...   | ...                    | ...   | ...                               | ...   |
| Balloon  | 1.7            | 1.7                    | —             | —     | ...              | ...                    | ...           | ...   | ...                    | ...   | ...                               | ...   |
| Other  | 2.9            | 1.9                    | —             | 1.0   | ...              | ...                    | ...           | ...   | ...                    | ...   | ...                               | ...   |
| Combination of the above                               | 1.1            | 1.1                    | —             | —     | ...              | ...                    | ...           | ...   | ...                    | ...   | ...                               | ...   |
| Not reported   | 51.5           | 40.1                   | 3.1           | 6.3   | ...              | ...                    | ...           | ...   | ...                    | ...   | ...                               | ...   |
| <b>Payment Plan of Secondary Mortgage</b>              |                |                        |               |       |                  |                        |               |       |                        |       |                                   |       |
| Units with two or more mortgages                       | 58.7           | 57.9                   | .5            | .3    | ...              | ...                    | ...           | ...   | ...                    | ...   | ...                               | ...   |
| Fixed payment, self-amortizing                         | 31.0           | 30.5                   | .3            | .3    | ...              | ...                    | ...           | ...   | ...                    | ...   | ...                               | ...   |
| Adjustable rate mortgage                               | 2.7            | 2.4                    | .3            | —     | ...              | ...                    | ...           | ...   | ...                    | ...   | ...                               | ...   |
| Adjustable term mortgage                               | 1.9            | 1.9                    | —             | —     | ...              | ...                    | ...           | ...   | ...                    | ...   | ...                               | ...   |
| Graduated payment mortgage                             | —              | —                      | —             | —     | ...              | ...                    | ...           | ...   | ...                    | ...   | ...                               | ...   |
| Balloon  | .6             | .6                     | —             | —     | ...              | ...                    | ...           | ...   | ...                    | ...   | ...                               | ...   |
| Other  | .3             | .3                     | —             | —     | ...              | ...                    | ...           | ...   | ...                    | ...   | ...                               | ...   |
| Combination of the above                               | 2.7            | 2.7                    | —             | —     | ...              | ...                    | ...           | ...   | ...                    | ...   | ...                               | ...   |
| Not reported   | 19.5           | 19.5                   | —             | —     | ...              | ...                    | ...           | ...   | ...                    | ...   | ...                               | ...   |
| <b>Lenders of Primary and Secondary Mortgages</b>      |                |                        |               |       |                  |                        |               |       |                        |       |                                   |       |
| Only borrowed from firm(s)                             | 455.3          | 416.6                  | 16.3          | 22.5  | ...              | ...                    | ...           | ...   | ...                    | ...   | ...                               | ...   |
| Only borrowed from seller                              | 7.6            | 5.7                    | —             | 1.9   | ...              | ...                    | ...           | ...   | ...                    | ...   | ...                               | ...   |
| Only borrowed from other individual(s)                 | 6.2            | 3.8                    | .4            | 2.0   | ...              | ...                    | ...           | ...   | ...                    | ...   | ...                               | ...   |
| Borrowed from a firm and seller                        | 2.6            | 2.3                    | .3            | —     | ...              | ...                    | ...           | ...   | ...                    | ...   | ...                               | ...   |
| Borrowed from a firm and other individual              | 2.6            | 2.6                    | —             | —     | ...              | ...                    | ...           | ...   | ...                    | ...   | ...                               | ...   |
| Borrowed from seller and other individual              | —              | —                      | —             | —     | ...              | ...                    | ...           | ...   | ...                    | ...   | ...                               | ...   |
| One or both sources not reported                       | 44.2           | 37.8                   | 1.7           | 4.7   | ...              | ...                    | ...           | ...   | ...                    | ...   | ...                               | ...   |

<sup>1</sup>Excludes units in public housing projects, and housing units with government rent subsidies.  
<sup>2</sup>Limited to one-unit structures on less than 10 acres and no business on property.  
<sup>3</sup>Excludes one-unit structures on 10 acres or more.  
<sup>4</sup>May reflect a temporary situation, living off savings, or response error.  
<sup>5</sup>Beginning with 1989 this item uses current income in its calculation. See appendix A.

Table 3-20. Income of Families and Primary Individuals by Selected Characteristics - Owner Occupied Units

[Numbers in thousands. For meaning of symbols, see text.]

| Characteristics   | Total        | Zero to negative | \$1 to \$4,999 | \$5,000 to \$9,999 | \$10,000 to \$14,999 | \$15,000 to \$19,999 | \$20,000 to \$29,999 | \$30,000 to \$39,999 | \$40,000 to \$59,999 | \$60,000 to \$79,999 | \$80,000 to \$99,999 | \$100,000 to \$119,999 | \$120,000 or more | Median        |
|---|--------------|------------------|----------------|--------------------|----------------------|----------------------|----------------------|----------------------|----------------------|----------------------|----------------------|------------------------|-------------------|---------------|
| <b>Total</b> .....  | <b>691.1</b> | <b>6.5</b>       | <b>7.0</b>     | <b>33.6</b>        | <b>36.2</b>          | <b>33.5</b>          | <b>99.0</b>          | <b>90.3</b>          | <b>170.2</b>         | <b>110.8</b>         | <b>48.3</b>          | <b>23.4</b>            | <b>32.4</b>       | <b>44 641</b> |
| <b>Units in Structure</b>                                       |              |                  |                |                    |                      |                      |                      |                      |                      |                      |                      |                        |                   |               |
| 1, detached.....  | 619.9        | 5.7              | 7.0            | 29.9               | 30.7                 | 25.8                 | 81.5                 | 82.3                 | 153.4                | 104.7                | 45.4                 | 21.9                   | 31.6              | 46 142        |
| 1, attached.....  | 17.0         | -                | -              | .3                 | -                    | 1.4                  | 2.7                  | 2.0                  | 6.0                  | 2.1                  | 1.0                  | 1.5                    | -                 | 46 922        |
| 2 to 4.....   | 10.8         | .3               | -              | 1.0                | .5                   | 1.2                  | 2.2                  | .6                   | 2.3                  | 1.6                  | .9                   | -                      | .2                | 34 057        |
| 5 to 9.....   | 6.4          | -                | -              | .5                 | -                    | .5                   | 2.7                  | 1.1                  | 1.1                  | .3                   | -                    | -                      | .3                | ...           |
| 10 to 19.....   | 3.5          | -                | -              | -                  | .2                   | .6                   | .3                   | 1.1                  | .7                   | -                    | .3                   | -                      | .3                | ...           |
| 20 to 49.....   | 2.7          | -                | -              | .2                 | -                    | .3                   | .5                   | .5                   | .4                   | .5                   | .3                   | -                      | -                 | ...           |
| 50 or more.....   | 2.7          | -                | -              | .8                 | -                    | .2                   | -                    | .4                   | .6                   | .4                   | .4                   | -                      | -                 | ...           |
| Mobile home or trailer.....                                     | 28.0         | .5               | -              | 1.1                | 4.9                  | 3.3                  | 9.1                  | 2.3                  | 5.7                  | 1.2                  | -                    | -                      | -                 | 24 728        |
| <b>Year Structure Built<sup>1</sup></b>                         |              |                  |                |                    |                      |                      |                      |                      |                      |                      |                      |                        |                   |               |
| 1990 to 1994.....   | 26.8         | -                | -              | -                  | .5                   | .8                   | 2.7                  | 3.4                  | 9.7                  | 4.2                  | 2.1                  | 1.5                    | 1.9               | 52 256        |
| 1985 to 1989.....   | 143.5        | 1.3              | .5             | 2.8                | 3.7                  | 5.9                  | 14.5                 | 18.3                 | 40.7                 | 28.3                 | 13.3                 | 6.4                    | 7.7               | 52 139        |
| 1980 to 1984.....   | 94.9         | .4               | 1.0            | 1.3                | 2.7                  | 3.2                  | 7.8                  | 13.0                 | 26.0                 | 20.0                 | 9.2                  | 5.2                    | 5.2               | 53 890        |
| 1975 to 1979.....   | 75.1         | .3               | -              | 1.6                | 3.1                  | 2.7                  | 10.2                 | 11.4                 | 21.5                 | 10.0                 | 7.6                  | 1.6                    | 5.2               | 47 725        |
| 1970 to 1974.....   | 86.4         | 1.1              | -              | 2.0                | 3.0                  | 4.2                  | 12.3                 | 13.3                 | 24.0                 | 16.9                 | 5.7                  | 1.8                    | 2.0               | 46 054        |
| 1960 to 1969.....   | 140.5        | 1.9              | 2.0            | 9.0                | 9.0                  | 6.9                  | 28.4                 | 14.9                 | 29.1                 | 20.5                 | 8.4                  | 4.9                    | 4.9               | 38 742        |
| 1950 to 1959.....   | 61.3         | .7               | 1.7            | 7.6                | 7.2                  | 4.5                  | 12.4                 | 6.4                  | 11.8                 | 5.9                  | .7                   | .6                     | 1.9               | 27 277        |
| 1940 to 1949.....   | 28.6         | .8               | .3             | 4.7                | 2.9                  | 4.2                  | 5.7                  | 2.4                  | 3.9                  | 2.4                  | .4                   | .3                     | 1.2               | 22 470        |
| 1930 to 1939.....   | 14.4         | -                | .9             | 2.7                | 1.1                  | .3                   | 2.7                  | 3.1                  | 1.2                  | .9                   | -                    | .3                     | 1.2               | 28 380        |
| 1920 to 1929.....   | 7.0          | -                | -              | 1.1                | 1.7                  | .3                   | .5                   | .8                   | .7                   | .3                   | .5                   | .2                     | 1.4               | 28 697        |
| 1919 or earlier.....  | 12.6         | -                | .7             | 1.0                | 1.3                  | .3                   | 1.9                  | 3.2                  | 1.5                  | .9                   | .3                   | .2                     | 1.3               | 33 596        |
| Median.....   | 1975         | ---              | 1960           | 1960               | 1964                 | 1970                 | 1969                 | 1975                 | 1978                 | 1979                 | 1980                 | 1981                   | 1979              | ---           |
| <b>Rooms</b>  |              |                  |                |                    |                      |                      |                      |                      |                      |                      |                      |                        |                   |               |
| 1 room.....   | .4           | -                | -              | -                  | -                    | -                    | -                    | -                    | .4                   | -                    | -                    | -                      | -                 | ...           |
| 2 rooms.....  | 1.4          | -                | -              | .6                 | -                    | .2                   | .2                   | .6                   | .5                   | 4                    | -                    | -                      | .3                | ...           |
| 3 rooms.....  | 5.1          | -                | .3             | .9                 | .6                   | 1.1                  | .5                   | 1.8                  | 5.5                  | 1.8                  | -                    | -                      | -                 | ...           |
| 4 rooms.....  | 44.0         | .5               | 2.1            | 4.5                | 7.2                  | 3.5                  | 10.4                 | 4.2                  | 9.8                  | 1.8                  | .9                   | .9                     | 1.0               | 25 516        |
| 5 rooms.....  | 135.8        | 2.1              | 2.1            | 11.2               | 10.0                 | 7.5                  | 31.3                 | 21.0                 | 32.6                 | 10.7                 | 4.4                  | 1.9                    | 1.0               | 31 769        |
| 6 rooms.....  | 190.0        | 2.8              | 1.9            | 9.1                | 9.8                  | 12.0                 | 25.8                 | 28.8                 | 51.6                 | 29.2                 | 9.9                  | 3.6                    | 5.8               | 42 022        |
| 7 rooms.....  | 135.1        | .3               | 1.8            | 4.9                | 3.9                  | 5.9                  | 17.7                 | 19.1                 | 40.0                 | 22.4                 | 7.8                  | 3.3                    | 7.8               | 46 907        |
| 8 rooms.....  | 102.7        | .3               | 3              | 1.8                | 3.1                  | 2.8                  | 9.4                  | 8.8                  | 22.8                 | 26.2                 | 14.3                 | 7.0                    | 5.8               | 61 538        |
| 9 rooms.....  | 47.4         | .7               | -              | .6                 | 1.6                  | .3                   | 2.4                  | 4.1                  | 8.6                  | 13.2                 | 5.5                  | 3.9                    | 6.4               | 68 087        |
| 10 rooms or more.....   | 29.3         | -                | -              | -                  | .2                   | -                    | 1.3                  | 3.7                  | 3.9                  | 6.8                  | 5.5                  | 2.8                    | 5.2               | 76 426        |
| Median.....   | 6.3          | ---              | 5.8            | 5.5                | 5.5                  | 5.9                  | 5.8                  | 6.2                  | 6.3                  | 7.1                  | 7.6                  | 7.8                    | 7.7               | ---           |
| <b>Bedrooms</b>   |              |                  |                |                    |                      |                      |                      |                      |                      |                      |                      |                        |                   |               |
| None.....   | .9           | -                | -              | .3                 | -                    | .2                   | -                    | -                    | .4                   | -                    | -                    | -                      | -                 | ...           |
| 1.....  | 10.1         | -                | .3             | 1.2                | .9                   | 1.5                  | 2.0                  | 1.1                  | 1.0                  | 1.2                  | .4                   | .3                     | .3                | 25 915        |
| 2.....  | 123.2        | 2.7              | 2.3            | 13.6               | 13.5                 | 7.8                  | 27.7                 | 15.4                 | 23.7                 | 9.2                  | 2.8                  | 3.1                    | 1.3               | 27 836        |
| 3.....  | 383.7        | 2.9              | 3.5            | 15.6               | 16.9                 | 21.2                 | 57.4                 | 57.6                 | 109.1                | 57.6                 | 21.2                 | 6.6                    | 14.2              | 43 090        |
| 4 or more.....  | 173.2        | .9               | .9             | 3.0                | 4.9                  | 2.8                  | 11.9                 | 16.1                 | 36.1                 | 42.8                 | 23.8                 | 13.4                   | 16.6              | 64 675        |
| Median.....   | 3.1          | ---              | 2.7            | 2.8                | 2.7                  | 2.8                  | 2.8                  | 3.0                  | 3.1                  | 3.3                  | 3.5                  | 3.5+                   | 3.5+              | ---           |
| <b>Complete Bathrooms</b>                                       |              |                  |                |                    |                      |                      |                      |                      |                      |                      |                      |                        |                   |               |
| None.....   | .2           | .2               | -              | -                  | -                    | -                    | -                    | -                    | -                    | -                    | -                    | -                      | -                 | ...           |
| 1.....  | 128.6        | 2.1              | 3.1            | 21.3               | 17.7                 | 11.6                 | 29.9                 | 15.7                 | 15.1                 | 7.5                  | 1.9                  | .9                     | 1.9               | 22 868        |
| 1 and one-half.....   | 78.0         | 1.0              | 1.4            | 3.3                | 5.0                  | 7.4                  | 13.1                 | 13.3                 | 19.7                 | 6.9                  | 3.1                  | 2.3                    | 1.4               | 35 818        |
| 2 or more.....  | 484.3        | 3.1              | 2.4            | 9.0                | 13.6                 | 14.5                 | 58.0                 | 61.2                 | 135.4                | 96.4                 | 43.3                 | 20.2                   | 29.1              | 52 150        |
| <b>Main Heating Equipment</b>                                   |              |                  |                |                    |                      |                      |                      |                      |                      |                      |                      |                        |                   |               |
| Warm-air furnace.....   | 565.0        | 5.0              | 4.1            | 18.8               | 27.9                 | 25.8                 | 78.7                 | 72.6                 | 142.1                | 97.6                 | 43.3                 | 21.2                   | 27.9              | 46 984        |
| Steam or hot water system.....                                  | 2.2          | -                | -              | .6                 | .3                   | -                    | -                    | .2                   | .4                   | .6                   | -                    | -                      | -                 | ...           |
| Electric heat pump.....   | 49.1         | -                | .3             | .5                 | 1.4                  | 2.0                  | 6.9                  | 7.9                  | 15.0                 | 7.7                  | 3.6                  | 1.7                    | 2.2               | 47 448        |
| Built-in electric units.....                                    | 9.3          | -                | -              | .9                 | 1.0                  | .7                   | 1.8                  | 1.9                  | 1.6                  | .7                   | .3                   | .3                     | .3                | 32 438        |
| Floor, wall, or other built-in hot air units without ducts..... | 18.7         | .8               | .3             | 2.5                | 2.6                  | 1.4                  | 2.6                  | 2.8                  | 3.7                  | 1.7                  | -                    | .2                     | -                 | 26 604        |
| Room heaters with flue.....                                     | 17.1         | .3               | 1.4            | 4.7                | 1.6                  | 1.2                  | 2.4                  | 2.9                  | 1.9                  | .3                   | -                    | -                      | .3                | 17 179        |
| Room heaters without flue.....                                  | 11.2         | .4               | .6             | 3.7                | 1.2                  | .7                   | 2.6                  | .3                   | 1.2                  | .4                   | -                    | -                      | -                 | 13 783        |
| Portable electric heaters.....                                  | 1.5          | -                | -              | .6                 | .3                   | .3                   | -                    | .3                   | -                    | -                    | -                    | -                      | -                 | ...           |
| Stoves.....   | 8.2          | -                | .2             | .5                 | -                    | 1.1                  | 2.8                  | 1.0                  | 2.2                  | .3                   | -                    | -                      | .3                | 27 932        |
| Fireplaces with inserts.....                                    | 3.2          | -                | -              | -                  | -                    | -                    | .7                   | -                    | 1.1                  | .3                   | .7                   | -                      | .3                | ...           |
| Fireplaces without inserts.....                                 | 3.7          | -                | -              | .3                 | -                    | -                    | .6                   | -                    | .3                   | 1.1                  | .4                   | -                      | 1.0               | ...           |
| Other.....  | 1.6          | -                | -              | -                  | -                    | .2                   | -                    | .3                   | .7                   | -                    | -                    | -                      | .4                | ...           |
| None.....   | .3           | -                | -              | .3                 | -                    | -                    | -                    | -                    | -                    | -                    | -                    | -                      | -                 | ...           |
| <b>Source of Water</b>  |              |                  |                |                    |                      |                      |                      |                      |                      |                      |                      |                        |                   |               |
| Public system or private company.....                           | 627.2        | 4.9              | 6.3            | 28.6               | 31.0                 | 30.6                 | 88.7                 | 80.8                 | 156.0                | 104.0                | 46.3                 | 21.9                   | 30.2              | 45 736        |
| Well serving 1 to 5 units.....                                  | 63.5         | 1.6              | .7             | 5.0                | 5.2                  | 2.9                  | 12.0                 | 9.5                  | 14.2                 | 6.8                  | 2.0                  | 1.5                    | 2.2               | 34 653        |
| Drilled.....  | 44.7         | .5               | .3             | 3.9                | 3.0                  | 1.5                  | 7.9                  | 7.6                  | 10.3                 | 5.6                  | 1.5                  | .8                     | 1.8               | 37 097        |
| Dug.....  | 15.7         | .8               | .4             | 1.1                | 2.3                  | 1.1                  | 3.1                  | 1.7                  | 2.6                  | 1.2                  | .6                   | .6                     | .3                | 27 134        |
| Not reported.....   | 3.1          | .3               | -              | -                  | -                    | .3                   | 1.0                  | .3                   | 1.2                  | -                    | -                    | -                      | -                 | ...           |
| Other.....  | .3           | -                | -              | -                  | -                    | -                    | .3                   | -                    | -                    | -                    | -                    | -                      | -                 | ...           |
| <b>Means of Sewage Disposal</b>                                 |              |                  |                |                    |                      |                      |                      |                      |                      |                      |                      |                        |                   |               |
| Public sewer.....   | 426.2        | 3.2              | 3.5            | 19.6               | 20.4                 | 21.6                 | 62.3                 | 54.3                 | 107.3                | 67.2                 | 29.0                 | 16.4                   | 21.5              | 45 265        |
| Septic tank, cesspool, chemical toilet.....                     | 264.9        | 3.3              | 3.5            | 14.0               | 15.9                 | 11.9                 | 36.8                 | 36.0                 | 62.9                 | 43.6                 | 19.2                 | 7.0                    | 10.9              | 43 577        |
| Other.....  | -            | -                | -              | -                  | -                    | -                    | -                    | -                    | -                    | -                    | -                    | -                      | -                 | ...           |
| <b>Main House Heating Fuel</b>                                  |              |                  |                |                    |                      |                      |                      |                      |                      |                      |                      |                        |                   |               |
| Housing units with heating fuel.....                            | 690.8        | 6.5              | 7.0            | 33.3               | 36.2                 | 33.5                 | 99.0                 | 90.3                 | 170.2                | 110.8                | 48.3                 | 23.4                   | 32.4              | 44 659        |
| Electricity.....  | 98.4         | 1.1              | .9             | 3.5                | 5.9                  | 4.9                  | 15.6                 | 15.8                 | 24.3                 | 13.7                 | 6.4                  | 2.7                    | 3.6               | 41 270        |
| Piped gas.....  | 536.4        | 4.3              | 5.1            | 25.6               | 25.7                 | 25.1                 | 71.1                 | 67.5                 | 134.1                | 92.4                 | 39.8                 | 19.8                   | 25.9              | 46 529        |
| Bottled gas.....  | 31.9         | .6               | .7             | 3.0                | 4.0                  | 1.7                  | 7.2                  | 3.9                  | 6.2                  | 2.3                  | .9                   | .9                     | .6                | 28 278        |
| Fuel oil.....   | 3.5          | -                | -              | .7                 | .3                   | .3                   | -                    | .9                   | .6                   | .3                   | -                    | -                      | .7                | ...           |
| Kerosene or other liquid fuel.....                              | 2.5          | -                | -              | .3                 | -                    | .3                   | .4                   | .8                   | .3                   | .4                   | -                    | -                      | -                 | ...           |
| Coal or coke.....   | -            | -                | -              | -                  | -                    | -                    | -                    | -                    | -                    | -                    | -                    | -                      | -                 | ...           |
| Wood.....   | 17.3         | .5               | .2             | .9                 | -                    | 1.1                  | 4.7                  | 1.5                  | 3.9                  | 1.8                  | 1.1                  | -                      | 1.6               | 38 387        |
| Solar energy.....   | -            | -                | -              | -                  | -                    | -                    | -                    | -                    | -                    | -                    | -                    | -                      | -                 | ...           |
| Other.....  | .8           | -                | -              | -                  | -                    | -                    | -                    | -                    | .8                   | -                    | -                    | -                      | -                 | ...           |

Table 3-20. Income of Families and Primary Individuals by Selected Characteristics - Owner Occupied Units—Con.

[Numbers in thousands. For meaning of symbols, see text.]

| Characteristics  | Total | Zero to negative | \$1 to \$4,999 | \$5,000 to \$9,999 | \$10,000 to \$14,999 | \$15,000 to \$19,999 | \$20,000 to \$29,999 | \$30,000 to \$39,999 | \$40,000 to \$59,999 | \$60,000 to \$79,999 | \$80,000 to \$99,999 | \$100,000 to \$119,999 | \$120,000 or more | Median |
|--|-------|------------------|----------------|--------------------|----------------------|----------------------|----------------------|----------------------|----------------------|----------------------|----------------------|------------------------|-------------------|--------|
| <b>Cooking Fuel</b>  |       |                  |                |                    |                      |                      |                      |                      |                      |                      |                      |                        |                   |        |
| With cooking fuel  | 691.1 | 6.5              | 7.0            | 33.6               | 36.2                 | 33.5                 | 99.0                 | 90.3                 | 170.2                | 110.8                | 48.3                 | 23.4                   | 32.4              | 44 641 |
| Electricity  | 418.1 | 3.6              | 4.4            | 16.0               | 17.9                 | 18.7                 | 55.6                 | 55.2                 | 96.7                 | 74.0                 | 33.5                 | 15.7                   | 24.7              | 47 576 |
| Piped gas  | 255.2 | 2.4              | 2.4            | 16.1               | 15.2                 | 14.3                 | 39.0                 | 31.4                 | 70.1                 | 38.2                 | 13.9                 | 7.4                    | 6.7               | 41 937 |
| Bottled gas  | 19.6  | .5               | .2             | 1.5                | 3.1                  | .5                   | 4.4                  | 3.7                  | 3.3                  | .6                   | .7                   | .3                     | .9                | 29 180 |
| Kerosene or other liquid fuel  | .2    | -                | -              | -                  | -                    | -                    | -                    | -                    | -                    | -                    | .2                   | -                      | -                 | -      |
| Coal or coke   | -     | -                | -              | -                  | -                    | -                    | -                    | -                    | -                    | -                    | -                    | -                      | -                 | -      |
| Wood   | -     | -                | -              | -                  | -                    | -                    | -                    | -                    | -                    | -                    | -                    | -                      | -                 | -      |
| Other  | -     | -                | -              | -                  | -                    | -                    | -                    | -                    | -                    | -                    | -                    | -                      | -                 | -      |
| <b>Persons</b>   |       |                  |                |                    |                      |                      |                      |                      |                      |                      |                      |                        |                   |        |
| 1 person   | 115.3 | 3.2              | 3.7            | 18.5               | 12.1                 | 10.4                 | 23.8                 | 14.5                 | 18.0                 | 6.3                  | 2.1                  | 1.1                    | 1.7               | 24 114 |
| 2 persons  | 229.1 | 2.3              | 3.1            | 10.5               | 16.8                 | 10.5                 | 40.2                 | 31.6                 | 51.9                 | 31.3                 | 12.5                 | 8.2                    | 10.4              | 39 924 |
| 3 persons  | 148.2 | .7               | .2             | 2.4                | 3.9                  | 8.8                  | 16.6                 | 18.1                 | 42.8                 | 30.2                 | 13.7                 | 4.1                    | 6.6               | 50 936 |
| 4 persons  | 130.7 | .3               | -              | 1.3                | 2.0                  | 1.7                  | 13.0                 | 14.1                 | 39.6                 | 29.4                 | 13.9                 | 6.8                    | 8.6               | 56 653 |
| 5 persons  | 50.0  | -                | -              | .3                 | 1.3                  | 1.4                  | 3.6                  | 9.4                  | 12.4                 | 9.6                  | 5.2                  | 2.4                    | 4.3               | 54 338 |
| 6 persons  | 11.8  | -                | -              | .6                 | .3                   | .3                   | .9                   | 1.5                  | 4.2                  | 2.3                  | .5                   | .5                     | .8                | 50 978 |
| 7 persons or more  | 5.9   | -                | -              | -                  | -                    | .3                   | .9                   | 1.1                  | 1.3                  | 1.7                  | .3                   | .3                     | -                 | -      |
| Median   | 2.5   | -                | 1.5            | 1.5                | 1.9                  | 2.1                  | 2.1                  | 2.5                  | 2.9                  | 3.1                  | 3.2                  | 3.1                    | 3.1               | -      |
| <b>Household Composition by Age of Householder</b>                         |       |                  |                |                    |                      |                      |                      |                      |                      |                      |                      |                        |                   |        |
| 2-or-more person households  | 575.8 | 3.3              | 3.3            | 15.1               | 24.2                 | 23.0                 | 75.2                 | 75.8                 | 152.2                | 104.5                | 46.1                 | 22.3                   | 30.7              | 48 930 |
| Married-couple families, no nonrelatives                                   | 457.3 | 2.7              | 1.9            | 10.3               | 16.9                 | 11.4                 | 50.5                 | 54.5                 | 129.3                | 92.8                 | 42.4                 | 18.8                   | 26.6              | 52 527 |
| Under 25 years   | 4.9   | -                | -              | -                  | -                    | -                    | 1.2                  | 1.7                  | 1.8                  | -                    | .3                   | -                      | -                 | -      |
| 25 to 29 years   | 30.5  | -                | -              | .2                 | -                    | .5                   | 3.6                  | 5.9                  | 10.6                 | 5.5                  | 2.1                  | .9                     | 1.7               | 50 591 |
| 30 to 34 years   | 60.8  | .3               | -              | -                  | .9                   | .5                   | 5.0                  | 7.8                  | 25.5                 | 12.7                 | 4.4                  | .8                     | 2.8               | 52 483 |
| 35 to 44 years   | 133.9 | -                | -              | .3                 | 2.2                  | 1.2                  | 8.2                  | 16.3                 | 39.5                 | 34.5                 | 14.4                 | 7.3                    | 10.0              | 59 606 |
| 45 to 64 years   | 163.4 | 1.3              | 1.5            | 3.3                | 2.7                  | 3.6                  | 15.8                 | 14.7                 | 44.5                 | 35.4                 | 19.6                 | 9.4                    | 11.2              | 57 287 |
| 65 years and over  | 63.8  | 1.0              | 1.4            | 6.5                | 11.0                 | 5.4                  | 16.8                 | 8.7                  | 6.3                  | 4.6                  | 1.5                  | .5                     | 2.9               | 24 451 |
| Other male householder   | 49.1  | .3               | -              | .9                 | 1.6                  | 3.8                  | 10.4                 | 8.1                  | 11.8                 | 5.3                  | 1.5                  | 2.2                    | 3.2               | 39 370 |
| Under 45 years   | 25.2  | .3               | -              | -                  | .6                   | 1.3                  | 5.7                  | 5.9                  | 6.6                  | 2.6                  | 1.5                  | .5                     | 1.3               | 38 226 |
| 45 to 64 years   | 16.5  | -                | -              | .5                 | -                    | 1.6                  | 3.3                  | 2.0                  | 3.8                  | 2.4                  | 1.5                  | 1.7                    | 1.3               | 53 382 |
| 65 years and over  | 7.5   | -                | -              | -                  | 1.0                  | .9                   | 3.3                  | .3                   | 1.5                  | .2                   | -                    | -                      | 1.3               | 24 830 |
| Other female householder   | 69.4  | .4               | 1.4            | 3.9                | 5.8                  | 7.9                  | 14.2                 | 13.2                 | 12.0                 | 6.4                  | 2.2                  | 1.2                    | .9                | 30 958 |
| Under 45 years   | 32.2  | .4               | -              | .8                 | 1.2                  | 3.6                  | 6.8                  | 5.7                  | 7.2                  | 3.0                  | 1.6                  | .6                     | .6                | 34 554 |
| 45 to 64 years   | 25.0  | -                | .2             | 1.2                | 2.9                  | 1.9                  | 5.3                  | 5.5                  | 4.0                  | 2.6                  | .6                   | .6                     | .3                | 32 007 |
| 65 years and over  | 12.1  | -                | -              | 1.7                | 1.7                  | 2.4                  | 2.2                  | 2.0                  | .8                   | .8                   | -                    | -                      | -                 | 19 436 |
| 1-person households  | 115.3 | 3.2              | 3.7            | 18.5               | 12.1                 | 10.4                 | 23.8                 | 14.5                 | 18.0                 | 6.3                  | 2.1                  | 1.1                    | 1.7               | 24 114 |
| Male householder   | 45.4  | 1.9              | .5             | 1.5                | 2.6                  | 4.5                  | 11.2                 | 8.0                  | 8.0                  | 4.3                  | 1.2                  | .5                     | 1.1               | 30 542 |
| Under 45 years   | 22.6  | 1.2              | -              | .3                 | .3                   | 2.1                  | 6.6                  | 4.4                  | 5.4                  | 1.4                  | .5                   | .5                     | .5                | 32 920 |
| 45 to 64 years   | 15.2  | .7               | .3             | .6                 | .3                   | 1.6                  | 3.7                  | 2.5                  | 2.4                  | 2.5                  | .6                   | .6                     | .6                | 34 514 |
| 65 years and over  | 7.7   | -                | -              | .9                 | 2.4                  | 1.6                  | .9                   | 1.0                  | .2                   | .6                   | -                    | -                      | .6                | 16 723 |
| Female householder   | 69.9  | 1.3              | 3.1            | 17.1               | 9.4                  | 5.9                  | 12.6                 | 6.5                  | 10.0                 | 2.0                  | .9                   | .6                     | .6                | 18 419 |
| Under 45 years   | 18.1  | -                | -              | .3                 | 1.4                  | 1.1                  | 5.5                  | 2.7                  | 5.7                  | .6                   | .6                   | .6                     | .3                | 32 914 |
| 45 to 64 years   | 22.7  | 1.0              | .8             | 3.4                | 2.6                  | 3.9                  | 3.5                  | 2.1                  | 3.4                  | 1.2                  | .3                   | .6                     | .6                | 19 875 |
| 65 years and over  | 29.1  | .3               | 2.4            | 13.4               | 5.4                  | .9                   | 3.6                  | 1.7                  | .8                   | .2                   | -                    | -                      | .3                | 9 434  |
| <b>Own Never Married Children Under 18 Years Old</b>                       |       |                  |                |                    |                      |                      |                      |                      |                      |                      |                      |                        |                   |        |
| No own children under 18 years   | 441.3 | 6.2              | 6.4            | 31.5               | 31.5                 | 28.2                 | 75.0                 | 56.3                 | 90.4                 | 55.8                 | 26.7                 | 13.7                   | 19.4              | 37 402 |
| With own children under 18 years   | 249.8 | .3               | .5             | 2.1                | 4.7                  | 5.2                  | 24.0                 | 34.0                 | 79.8                 | 55.0                 | 21.5                 | 9.7                    | 13.0              | 53 563 |
| Under 6 years only   | 54.7  | .3               | -              | -                  | .5                   | 1.6                  | 5.9                  | 5.9                  | 19.2                 | 11.5                 | 4.3                  | 2.4                    | 3.1               | 53 739 |
| 1  | 35.0  | .3               | -              | -                  | .5                   | 1.7                  | 4.5                  | 3.8                  | 12.5                 | 7.8                  | 1.9                  | 1.4                    | 1.5               | 52 227 |
| 2  | 17.0  | -                | -              | -                  | -                    | .7                   | 1.1                  | 1.6                  | 5.7                  | 3.7                  | 1.9                  | 1.0                    | 1.3               | 57 929 |
| 3 or more  | 2.8   | -                | -              | -                  | -                    | .2                   | .3                   | .5                   | .9                   | -                    | .6                   | -                      | .3                | -      |
| 6 to 17 years only   | 155.0 | -                | .5             | 1.6                | 3.9                  | 3.0                  | 14.5                 | 20.0                 | 47.1                 | 37.3                 | 14.6                 | 4.9                    | 7.6               | 54 451 |
| 1  | 80.4  | -                | .5             | 1.2                | 2.0                  | .9                   | 7.9                  | 11.8                 | 25.2                 | 17.7                 | 7.8                  | 2.7                    | 2.7               | 52 693 |
| 2  | 59.7  | -                | -              | .3                 | 1.6                  | 2.1                  | 4.4                  | 6.3                  | 19.7                 | 14.2                 | 5.0                  | 1.9                    | 4.1               | 55 257 |
| 3 or more  | 14.9  | -                | -              | .3                 | .3                   | -                    | 2.2                  | 1.9                  | 2.2                  | 5.3                  | 1.8                  | .3                     | .8                | 63 037 |
| Both age groups  | 40.0  | -                | -              | .5                 | .3                   | .6                   | 3.6                  | 8.1                  | 13.5                 | 6.2                  | 2.6                  | 2.4                    | 2.3               | 50 228 |
| 2  | 23.5  | -                | -              | .3                 | .3                   | .6                   | 2.3                  | 3.4                  | 9.5                  | 3.4                  | 1.6                  | 1.4                    | .8                | 50 249 |
| 3 or more  | 16.5  | -                | -              | .2                 | -                    | -                    | 1.2                  | 4.7                  | 4.1                  | 2.8                  | 1.0                  | 1.0                    | 1.5               | 50 180 |
| <b>Monthly Housing Costs</b>   |       |                  |                |                    |                      |                      |                      |                      |                      |                      |                      |                        |                   |        |
| Less than \$100  | 10.4  | 1.0              | .6             | 4.3                | 1.5                  | .5                   | 1.4                  | .4                   | -                    | .7                   | -                    | -                      | -                 | 9 101  |
| \$100 to \$199   | 69.3  | .3               | 3.2            | 12.3               | 11.1                 | 4.6                  | 17.0                 | 9.9                  | 6.2                  | 3.4                  | .3                   | .6                     | .4                | 21 847 |
| \$200 to \$249   | 34.5  | 1.4              | .3             | 3.5                | 5.0                  | 3.2                  | 8.8                  | 3.3                  | 4.5                  | 3.1                  | .5                   | .5                     | .3                | 24 328 |
| \$250 to \$299   | 31.7  | .7               | .2             | 2.6                | 2.8                  | 3.9                  | 8.1                  | 3.0                  | 5.3                  | 3.0                  | 1.3                  | .3                     | .7                | 27 215 |
| \$300 to \$349   | 23.1  | .5               | -              | .3                 | 3.7                  | 1.4                  | 2.9                  | 3.4                  | 5.5                  | 3.3                  | 1.8                  | .3                     | -                 | 38 123 |
| \$350 to \$399   | 20.4  | .3               | -              | 1.6                | 1.4                  | 1.4                  | 2.7                  | 4.5                  | 3.3                  | 2.9                  | 1.2                  | .3                     | .7                | 36 117 |
| \$400 to \$449   | 18.7  | -                | -              | .6                 | .7                   | .2                   | 4.8                  | 3.1                  | 6.0                  | 1.3                  | 1.2                  | .3                     | .6                | 40 015 |
| \$450 to \$499   | 22.6  | .2               | .6             | .9                 | 1.3                  | 1.2                  | 3.9                  | 4.0                  | 4.6                  | 3.2                  | .7                   | .9                     | .9                | 37 770 |
| \$500 to \$599   | 45.8  | .4               | 1.2            | .6                 | .7                   | 2.6                  | 10.4                 | 5.6                  | 14.2                 | 6.5                  | 1.9                  | 1.1                    | .6                | 41 894 |
| \$600 to \$699   | 44.5  | .2               | -              | 1.4                | 1.9                  | 3.7                  | 7.4                  | 8.1                  | 12.5                 | 4.2                  | 2.3                  | 2.2                    | .7                | 39 412 |
| \$700 to \$799   | 47.7  | -                | .5             | .3                 | .6                   | 1.8                  | 9.0                  | 8.6                  | 18.0                 | 5.4                  | 2.4                  | .6                     | .5                | 43 379 |
| \$800 to \$999   | 99.9  | .5               | -              | .9                 | .8                   | 3.1                  | 8.8                  | 15.8                 | 38.8                 | 21.0                 | 6.5                  | .9                     | 2.9               | 50 337 |
| \$1,000 to \$1,249   | 69.8  | -                | .3             | .6                 | .6                   | .9                   | 3.5                  | 6.9                  | 21.4                 | 19.7                 | 6.8                  | 3.0                    | 6.1               | 60 708 |
| \$1,250 to \$1,499   | 36.0  | -                | -              | -                  | 1.0                  | .3                   | .9                   | 2.8                  | 6.3                  | 11.6                 | 6.5                  | 4.0                    | 2.5               | 71 509 |
| \$1,500 or more  | 42.9  | -                | -              | -                  | .4                   | .5                   | 1.8                  | 5.3                  | 8.8                  | 7.9                  | 6.4                  | 11.2                   | 9.0               | 90 258 |
| No cash rent   | ...   | -                | -              | -                  | -                    | -                    | -                    | -                    | -                    | -                    | -                    | -                      | -                 | -      |
| Mortgage payment not reported  | 73.7  | .9               | -              | 3.7                | 2.9                  | 4.3                  | 8.7                  | 9.0                  | 18.3                 | 12.8                 | 6.9                  | 2.0                    | 4.2               | 48 044 |
| Median (excludes no cash rent)   | 672   | -                | 189            | 187                | 241                  | 389                  | 444                  | 643                  | 777                  | 915                  | 1 020                | 1 224                  | 1 238             | -      |
| <b>Median Monthly Housing Costs For Owners</b>                             |       |                  |                |                    |                      |                      |                      |                      |                      |                      |                      |                        |                   |        |
| Monthly costs including all mortgages plus maintenance costs               | 695   | -                | 212            | 194                | 265                  | 393                  | 462                  | 656                  | 808                  | 941                  | 1 082                | 1 252                  | 1 357             | -      |
| Monthly costs excluding 2nd and subsequent mortgages and maintenance costs | 633   | -                | 189            | 185                | 240                  | 382                  | 426                  | 620                  | 743                  | 867                  | 926                  | 1 201                  | 1 206             | -      |

**Table 3-20. Income of Families and Primary Individuals by Selected Characteristics - Owner Occupied Units—Con.**

[Numbers in thousands. For meaning of symbols, see text.]

| Characteristics   | Total  | Zero to negative | \$1 to \$4,999 | \$5,000 to \$9,999 | \$10,000 to \$14,999 | \$15,000 to \$19,999 | \$20,000 to \$29,999 | \$30,000 to \$39,999 | \$40,000 to \$59,999 | \$60,000 to \$79,999 | \$80,000 to \$99,999 | \$100,000 to \$119,999 | \$120,000 or more | Median  |
|---|--------|------------------|----------------|--------------------|----------------------|----------------------|----------------------|----------------------|----------------------|----------------------|----------------------|------------------------|-------------------|---------|
| <b>Monthly Housing Costs as Percent of Current Income<sup>3</sup></b> |        |                  |                |                    |                      |                      |                      |                      |                      |                      |                      |                        |                   |         |
| Less than 5 percent   | 25.9   | —                | —              | .2                 | —                    | —                    | 1.1                  | 2.0                  | 4.9                  | 7.2                  | 3.7                  | 1.7                    | 5.2               | 73 286  |
| 5 to 9 percent  | 88.1   | —                | —              | .2                 | 1.6                  | 1.8                  | 16.1                 | 12.8                 | 19.3                 | 16.2                 | 7.2                  | 4.8                    | 8.3               | 52 070  |
| 10 to 14 percent  | 93.8   | —                | —              | 2.4                | 4.8                  | 4.0                  | 16.9                 | 11.3                 | 20.6                 | 14.0                 | 10.0                 | 3.7                    | 6.1               | 47 330  |
| 15 to 19 percent  | 115.8  | —                | .6             | 3.6                | 6.4                  | 3.8                  | 8.3                  | 10.2                 | 34.1                 | 27.1                 | 10.8                 | 5.2                    | 5.7               | 54 662  |
| 20 to 24 percent  | 101.8  | .6               | —              | 5.7                | 4.7                  | 4.5                  | 9.5                  | 9.8                  | 38.2                 | 19.6                 | 5.3                  | 3.1                    | 1.2               | 48 434  |
| 25 to 29 percent  | 67.3   | —                | .8             | 4.9                | 3.8                  | 2.3                  | 9.6                  | 13.1                 | 20.2                 | 8.3                  | 1.6                  | 1.8                    | 1.2               | 39 554  |
| 30 to 34 percent  | 37.6   | —                | .3             | 2.2                | 2.3                  | .3                   | 10.3                 | 8.8                  | 7.5                  | 3.5                  | 1.5                  | .3                     | .6                | 33 867  |
| 35 to 39 percent  | 25.1   | —                | .3             | 1.6                | 1.5                  | 2.2                  | 6.4                  | 6.6                  | 3.7                  | 1.4                  | .8                   | .5                     | —                 | 30 704  |
| 40 to 49 percent  | 23.7   | .6               | —              | 2.5                | 1.5                  | 4.2                  | 8.9                  | 2.7                  | 1.7                  | .5                   | .3                   | —                      | .3                | 22 637  |
| 50 to 59 percent  | 11.2   | —                | .3             | 1.7                | 2.1                  | 2.3                  | 1.0                  | 2.1                  | 1.4                  | —                    | .3                   | —                      | —                 | 18 335  |
| 60 to 69 percent  | 5.4    | —                | —              | 1.2                | .9                   | 1.5                  | .9                   | .6                   | .3                   | —                    | —                    | —                      | —                 | —       |
| 70 to 99 percent  | 8.2    | —                | —              | 2.2                | 2.1                  | 1.8                  | .6                   | .6                   | —                    | .3                   | —                    | —                      | —                 | 12 938  |
| 100 percent or more <sup>2</sup>                                      | 8.9    | —                | 3.4            | 1.6                | 1.6                  | .5                   | .6                   | .8                   | —                    | —                    | —                    | .3                     | —                 | 8 182   |
| Zero or negative income   | 4.4    | 4.4              | —              | —                  | —                    | —                    | —                    | —                    | —                    | —                    | —                    | —                      | —                 | —       |
| No cash rent  | —      | —                | —              | —                  | —                    | —                    | —                    | —                    | —                    | —                    | —                    | —                      | —                 | —       |
| Mortgage payment not reported   | 73.7   | .9               | —              | 3.7                | 2.9                  | 4.3                  | 8.7                  | 9.0                  | 18.3                 | 12.8                 | 6.9                  | 2.0                    | 4.2               | 48 044  |
| Median (excludes 3 previous lines)                                    | 19     | —                | 97             | 28                 | 24                   | 28                   | 21                   | 22                   | 20                   | 17                   | 15                   | 15                     | 11                | —       |
| Median (excludes 4 lines before medians)                              | 19     | —                | 38             | 27                 | 23                   | 26                   | 21                   | 22                   | 20                   | 17                   | 15                   | 15                     | 11                | —       |
| <b>Value</b>  |        |                  |                |                    |                      |                      |                      |                      |                      |                      |                      |                        |                   |         |
| Less than \$10,000  | 15.5   | —                | —              | 1.4                | 2.0                  | 1.5                  | 4.8                  | 2.8                  | 2.7                  | .3                   | —                    | —                      | —                 | 25 960  |
| \$10,000 to \$19,999  | 16.0   | .7               | —              | 2.1                | 1.7                  | 1.4                  | 4.1                  | 1.3                  | 2.4                  | 1.1                  | 1.0                  | .3                     | —                 | 25 193  |
| \$20,000 to \$29,999  | 11.3   | —                | .6             | 1.3                | 2.3                  | 1.4                  | 2.5                  | .8                   | .9                   | .9                   | —                    | .6                     | —                 | 20 304  |
| \$30,000 to \$39,999  | 16.1   | .3               | 1.3            | 3.1                | 1.2                  | 1.8                  | 3.6                  | 1.4                  | 1.7                  | .7                   | .4                   | —                      | .7                | 20 665  |
| \$40,000 to \$49,999  | 25.0   | .8               | —              | 4.3                | 4.4                  | 2.3                  | 5.2                  | 3.0                  | 3.6                  | .3                   | .2                   | —                      | .8                | 21 189  |
| \$50,000 to \$59,999  | 45.3   | .5               | .6             | 5.3                | 3.8                  | 4.0                  | 9.7                  | 6.3                  | 10.6                 | 2.6                  | .6                   | .6                     | .8                | 28 712  |
| \$60,000 to \$69,999  | 73.5   | .7               | —              | 2.9                | 4.5                  | 5.5                  | 17.8                 | 14.3                 | 16.6                 | 7.5                  | 1.9                  | .5                     | .6                | 33 274  |
| \$70,000 to \$79,999  | 91.3   | —                | 1.0            | 3.8                | 2.8                  | 3.0                  | 15.1                 | 17.1                 | 30.5                 | 11.0                 | 4.7                  | .2                     | 2.1               | 41 843  |
| \$80,000 to \$99,999  | 126.1  | 1.2              | 1.4            | 2.8                | 3.4                  | 5.1                  | 15.5                 | 17.1                 | 44.1                 | 25.7                 | 7.0                  | .8                     | 2.0               | 47 513  |
| \$100,000 to \$119,999  | 74.9   | 1.1              | 1.2            | 2.3                | 1.4                  | 2.2                  | 9.9                  | 9.0                  | 20.2                 | 16.7                 | 7.8                  | 1.7                    | 1.5               | 50 339  |
| \$120,000 to \$149,999  | 76.5   | .5               | .3             | 1.6                | 3.3                  | 1.8                  | 3.8                  | 9.7                  | 18.1                 | 17.1                 | 8.5                  | 6.3                    | 5.5               | 58 997  |
| \$150,000 to \$199,999  | 67.0   | .2               | —              | 1.1                | 2.5                  | 1.8                  | 3.3                  | 4.1                  | 12.3                 | 17.7                 | 8.8                  | 6.9                    | 8.2               | 69 099  |
| \$200,000 to \$249,999  | 23.6   | —                | —              | .5                 | 1.4                  | 1.4                  | 1.6                  | .6                   | 4.1                  | 3.4                  | 3.7                  | 3.3                    | 3.4               | 72 128  |
| \$250,000 to \$299,999  | 9.2    | .4               | —              | —                  | .3                   | —                    | .6                   | 1.2                  | —                    | 2.9                  | 1.7                  | .3                     | 1.9               | 74 492  |
| \$300,000 or more   | 19.7   | —                | —              | .9                 | 1.0                  | .3                   | 1.6                  | 1.7                  | 2.4                  | 2.9                  | 2.1                  | 1.9                    | 5.0               | 73 820  |
| Median  | 88 178 | —                | 73 706         | 58 609             | 65 841               | 67 847               | 71 229               | 78 984               | 87 330               | 106 312              | 122 130              | 154 472                | 164 369           | —       |
| <b>Ratio of Value to Current Income<sup>3</sup></b>                   |        |                  |                |                    |                      |                      |                      |                      |                      |                      |                      |                        |                   |         |
| Less than 1.5   | 203.0  | —                | .2             | 2.7                | 3.7                  | 4.0                  | 14.3                 | 11.4                 | 51.2                 | 52.8                 | 26.6                 | 12.1                   | 23.8              | 65 276  |
| 1.5 to 1.9  | 123.2  | —                | .3             | .3                 | .9                   | .8                   | 7.4                  | 16.9                 | 53.7                 | 22.2                 | 10.1                 | 6.2                    | 4.8               | 59 117  |
| 2.0 to 2.4  | 97.6   | .3               | —              | .9                 | 1.6                  | 2.2                  | 13.5                 | 22.1                 | 28.8                 | 19.1                 | 5.4                  | 2.4                    | 1.2               | 45 611  |
| 2.5 to 2.9  | 68.5   | —                | .3             | .3                 | .4                   | 2.3                  | 21.0                 | 15.3                 | 15.9                 | 7.3                  | 3.4                  | 1.0                    | 1.6               | 36 691  |
| 3.0 to 3.9  | 72.0   | .3               | —              | 1.1                | 5.3                  | 8.5                  | 21.6                 | 12.9                 | 13.5                 | 5.2                  | 1.8                  | .8                     | 1.1               | 29 645  |
| 4.0 to 4.9  | 35.2   | —                | —              | 3.1                | 6.7                  | 4.9                  | 10.3                 | 5.0                  | 3.2                  | 1.6                  | .5                   | —                      | —                 | 22 879  |
| 5.0 or more   | 86.4   | .7               | 6.7            | 25.1               | 17.6                 | 10.8                 | 10.9                 | 6.6                  | 4.0                  | 2.6                  | .6                   | .8                     | —                 | 13 026  |
| Zero or negative income   | 5.3    | 5.3              | —              | —                  | —                    | —                    | —                    | —                    | —                    | —                    | —                    | —                      | —                 | —       |
| Median  | 2.1    | —                | 5.0+           | 5.0+               | 4.9                  | 3.9                  | 2.8                  | 2.4                  | 1.8                  | 1.6                  | 1.5-                 | 1.5-                   | 1.5-              | —       |
| <b>Monthly Payment for Principal and Interest</b>                     |        |                  |                |                    |                      |                      |                      |                      |                      |                      |                      |                        |                   |         |
| Less than \$100   | 9.7    | —                | —              | .3                 | .8                   | 1.0                  | 2.7                  | 1.1                  | 2.7                  | .6                   | .4                   | .3                     | —                 | 32 334  |
| \$100 to \$199  | 31.8   | .3               | —              | 1.1                | 2.0                  | 2.4                  | 5.5                  | 4.3                  | 8.7                  | 4.0                  | 1.6                  | 1.6                    | .3                | 40 694  |
| \$200 to \$249  | 21.3   | —                | —              | .7                 | .8                   | 1.5                  | 3.9                  | 4.6                  | 6.2                  | 1.8                  | .9                   | .3                     | .6                | 38 412  |
| \$250 to \$299  | 22.4   | —                | .3             | .6                 | 1.0                  | 1.0                  | 6.9                  | 3.2                  | 6.3                  | 1.5                  | 1.2                  | .3                     | —                 | 34 371  |
| \$300 to \$349  | 22.0   | —                | .3             | .8                 | .5                   | 2.2                  | 4.5                  | 3.3                  | 4.4                  | 3.3                  | 1.4                  | .4                     | .8                | 37 263  |
| \$350 to \$399  | 18.8   | —                | —              | —                  | .3                   | 1.2                  | 3.4                  | 3.4                  | 5.6                  | 2.1                  | .8                   | —                      | .7                | 44 006  |
| \$400 to \$449  | 17.9   | —                | —              | —                  | .3                   | 1.5                  | 3.5                  | 3.1                  | 7.3                  | 1.2                  | 1.1                  | —                      | .3                | 42 707  |
| \$450 to \$499  | 24.0   | —                | —              | 1.5                | 1.3                  | 1.7                  | 3.8                  | 5.4                  | 7.7                  | 2.6                  | .8                   | —                      | .3                | 38 967  |
| \$500 to \$599  | 63.4   | —                | .5             | .8                 | .9                   | 2.5                  | 10.5                 | 8.8                  | 22.8                 | 10.8                 | 3.0                  | .6                     | 2.2               | 46 744  |
| \$600 to \$699  | 60.4   | .3               | —              | .2                 | .7                   | 1.4                  | 4.2                  | 11.3                 | 23.2                 | 11.2                 | 4.0                  | .9                     | 2.9               | 50 399  |
| \$700 to \$799  | 43.3   | .3               | .3             | .2                 | —                    | 1.0                  | 3.3                  | 6.1                  | 14.9                 | 10.6                 | 2.9                  | 1.2                    | 2.8               | 54 439  |
| \$800 to \$999  | 50.6   | .3               | —              | .6                 | 1.2                  | .5                   | 2.5                  | 3.2                  | 14.0                 | 18.9                 | 7.1                  | 3.1                    | 1.4               | 63 879  |
| \$1,000 to \$1,249  | 30.2   | —                | —              | —                  | —                    | .3                   | .8                   | 1.8                  | 5.0                  | 9.1                  | 5.8                  | 3.7                    | 3.7               | 75 925  |
| \$1,250 to \$1,499  | 11.7   | —                | —              | —                  | —                    | .3                   | —                    | .2                   | .8                   | 3.0                  | 2.6                  | 1.7                    | 3.2               | 82 393  |
| \$1,500 or more   | 17.2   | —                | —              | .4                 | —                    | —                    | .3                   | 1.3                  | 1.7                  | 2.2                  | 2.4                  | 3.0                    | 5.9               | 102 032 |
| Not reported  | 73.7   | .9               | —              | 3.7                | 2.9                  | 4.3                  | 8.7                  | 9.0                  | 18.3                 | 12.8                 | 6.9                  | 2.0                    | 4.2               | 48 044  |
| Median  | 586    | —                | —              | 338                | 410                  | 377                  | 406                  | 525                  | 573                  | 712                  | 798                  | 936                    | 1 025             | —       |
| <b>Average Monthly Cost Paid for Real Estate Taxes</b>                |        |                  |                |                    |                      |                      |                      |                      |                      |                      |                      |                        |                   |         |
| Less than \$25  | 92.6   | 1.7              | 2.0            | 14.6               | 13.7                 | 9.4                  | 21.2                 | 9.5                  | 14.3                 | 4.6                  | .3                   | 1.0                    | .3                | 22 327  |
| \$25 to \$49  | 112.3  | .2               | 1.0            | 7.0                | 8.3                  | 7.3                  | 28.3                 | 16.2                 | 25.9                 | 10.7                 | 2.6                  | 1.0                    | .8                | 32 493  |
| \$50 to \$74  | 151.8  | 1.6              | 2.0            | 6.3                | 5.7                  | 5.3                  | 23.4                 | 22.9                 | 50.3                 | 22.6                 | 8.5                  | .9                     | 2.4               | 43 485  |
| \$75 to \$99  | 110.1  | 1.7              | .3             | 2.7                | 1.3                  | 4.1                  | 12.5                 | 16.7                 | 35.2                 | 20.2                 | 9.3                  | 2.6                    | 3.6               | 48 972  |
| \$100 to \$149  | 115.1  | .9               | —              | .9                 | 1.6                  | 3.5                  | 9.0                  | 15.1                 | 27.1                 | 26.7                 | 14.5                 | 7.2                    | 7.9               | 59 103  |
| \$150 to \$199  | 52.6   | —                | .3             | 1.5                | 3.4                  | 2.4                  | 2.3                  | 5.2                  | 9.0                  | 14.2                 | 5.3                  | 4.0                    | 5.0               | 63 062  |
| \$200 or more   | 56.7   | .4               | .6             | .6                 | 2.3                  | 1.5                  | 2.4                  | 4.7                  | 8.4                  | 11.9                 | 7.8                  | 6.7                    | 9.4               | 72 452  |
| Median  | 73     | —                | 57             | 33                 | 38                   | 50                   | 50                   | 71                   | 72                   | 97                   | 112                  | 143                    | 138               | —       |

Table 3-20. **Income of Families and Primary Individuals by Selected Characteristics - Owner Occupied Units—Con.**

[Numbers in thousands. For meaning of symbols, see text.]

| Characteristics                       | Total         | Zero to negative | \$1 to \$4,999 | \$5,000 to \$9,999 | \$10,000 to \$14,999 | \$15,000 to \$19,999 | \$20,000 to \$29,999 | \$30,000 to \$39,999 | \$40,000 to \$59,999 | \$60,000 to \$79,999 | \$80,000 to \$99,999 | \$100,000 to \$119,999 | \$120,000 or more | Median     |
|---------------------------------------|---------------|------------------|----------------|--------------------|----------------------|----------------------|----------------------|----------------------|----------------------|----------------------|----------------------|------------------------|-------------------|------------|
| <b>Purchase Price</b>                 |               |                  |                |                    |                      |                      |                      |                      |                      |                      |                      |                        |                   |            |
| Home purchased or built .....         | 658.9         | 4.5              | 6.1            | 29.6               | 33.1                 | 31.2                 | 94.7                 | 85.9                 | 166.2                | 105.9                | 47.0                 | 23.0                   | 31.8              | 45 347     |
| Less than \$10,000 .....              | 31.9          | .4               | 1.5            | 5.9                | 6.3                  | 2.6                  | 6.6                  | 2.9                  | 3.4                  | .9                   | .9                   | .5                     | -                 | 18 605     |
| \$10,000 to \$19,999 .....            | 67.8          | 1.0              | 1.1            | 6.7                | 8.0                  | 6.6                  | 15.7                 | 7.7                  | 14.8                 | 3.3                  | 1.4                  | 1.5                    | -                 | 26 690     |
| \$20,000 to \$29,999 .....            | 44.2          | -                | -              | 3.3                | 2.9                  | 3.8                  | 10.5                 | 7.9                  | 7.1                  | 5.7                  | 1.7                  | .6                     | .6                | 31 922     |
| \$30,000 to \$39,999 .....            | 56.3          | .3               | .6             | .7                 | 1.8                  | 4.1                  | 12.4                 | 9.0                  | 13.6                 | 9.0                  | 2.7                  | .6                     | 1.6               | 39 153     |
| \$40,000 to \$49,999 .....            | 45.5          | -                | -              | 1.0                | 2.0                  | 1.2                  | 8.0                  | 7.6                  | 15.1                 | 6.3                  | 1.7                  | 1.6                    | .8                | 43 704     |
| \$50,000 to \$59,999 .....            | 46.1          | -                | .3             | .9                 | 1.5                  | 4.2                  | 7.6                  | 6.9                  | 13.9                 | 5.6                  | 3.2                  | .8                     | 1.1               | 42 275     |
| \$60,000 to \$69,999 .....            | 65.4          | -                | .3             | 1.1                | 2.4                  | 2.1                  | 8.7                  | 12.2                 | 21.4                 | 10.0                 | 4.9                  | 1.3                    | 1.0               | 45 462     |
| \$70,000 to \$79,999 .....            | 55.0          | .2               | -              | .5                 | .6                   | 1.7                  | 4.7                  | 9.1                  | 22.6                 | 9.0                  | 3.8                  | .6                     | 2.1               | 49 454     |
| \$80,000 to \$89,999 .....            | 64.9          | .5               | .5             | .3                 | .2                   | 2.3                  | 5.4                  | 7.8                  | 20.6                 | 16.9                 | 5.9                  | 2.1                    | 2.5               | 55 020     |
| \$100,000 to \$119,999 .....          | 35.2          | -                | -              | .7                 | 1.6                  | .5                   | 1.8                  | 2.8                  | 8.4                  | 10.7                 | 4.2                  | 2.5                    | 1.9               | 63 322     |
| \$120,000 to \$149,999 .....          | 35.3          | -                | -              | -                  | -                    | 1.0                  | 1.5                  | 2.1                  | 8.2                  | 9.7                  | 6.6                  | 2.6                    | 3.8               | 70 216     |
| \$150,000 to \$199,999 .....          | 26.9          | .4               | -              | -                  | .6                   | -                    | .6                   | 1.1                  | 3.7                  | 5.1                  | 4.1                  | 5.4                    | 5.9               | 89 093     |
| \$200,000 to \$249,999 .....          | 8.9           | -                | -              | -                  | -                    | -                    | .3                   | .6                   | 1.2                  | 2.3                  | 1.8                  | .5                     | 2.0               | 79 214     |
| \$250,000 to \$299,999 .....          | 3.9           | -                | -              | -                  | -                    | -                    | -                    | -                    | -                    | .9                   | .9                   | .3                     | 1.8               | ...        |
| \$300,000 or more .....               | 6.5           | -                | -              | -                  | -                    | -                    | .5                   | .8                   | .3                   | .8                   | .3                   | 1.0                    | 2.8               | ...        |
| Not reported .....                    | 65.2          | 1.5              | 1.9            | 8.4                | 5.1                  | 1.2                  | 10.3                 | 7.3                  | 11.8                 | 9.7                  | 2.9                  | 1.2                    | 3.9               | 35 700     |
| <b>Median</b> .....                   | <b>60 786</b> | <b>...</b>       | <b>16 085</b>  | <b>16 978</b>      | <b>19 601</b>        | <b>34 919</b>        | <b>37 588</b>        | <b>56 106</b>        | <b>64 334</b>        | <b>78 152</b>        | <b>85 819</b>        | <b>110 168</b>         | <b>138 886</b>    | <b>...</b> |
| Received as inheritance or gift ..... | 13.5          | .7               | .6             | 2.6                | 1.7                  | .3                   | 3.2                  | 1.6                  | 1.2                  | 1.3                  | -                    | -                      | .3                | 22 793     |
| Not reported .....                    | 18.7          | 1.3              | .3             | 1.5                | 1.5                  | 1.9                  | 1.2                  | 2.8                  | 2.9                  | 3.6                  | 1.3                  | .4                     | .3                | 36 374     |

<sup>1</sup>For mobile home, oldest category is 1939 or earlier.

<sup>2</sup>May reflect a temporary situation, living off savings, or response error.

<sup>3</sup>Beginning with 1989 this item uses current income in its calculation. See appendix A.

Table 3-21. Housing Costs by Selected Characteristics - Owner Occupied Units

[Numbers in thousands. For meaning of symbols, see text.]

| Characteristics  | Total | Less than \$100 | \$100 to \$199 | \$200 to \$299 | \$300 to \$399 | \$400 to \$499 | \$500 to \$599 | \$600 to \$699 | \$700 to \$799 | \$800 to \$999 | \$1,000 to \$1,499 | \$1,500 or more | No cash rent | Mortgage payment not reported | Median excluding no cash rent |
|--|-------|-----------------|----------------|----------------|----------------|----------------|----------------|----------------|----------------|----------------|--------------------|-----------------|--------------|-------------------------------|-------------------------------|
| <b>Total</b> .....   | 691.1 | 10.4            | 69.3           | 66.2           | 43.5           | 41.4           | 45.8           | 44.5           | 47.7           | 99.9           | 105.8              | 42.9            | ...          | 73.7                          | 672                           |
| <b>Units In Structure</b>  |       |                 |                |                |                |                |                |                |                |                |                    |                 |              |                               |                               |
| 1, detached .....  | 619.9 | 8.7             | 58.8           | 55.3           | 40.7           | 37.3           | 40.5           | 37.1           | 41.3           | 93.2           | 101.6              | 41.4            | ...          | 64.1                          | 699                           |
| 1, attached .....  | 17.0  | -               | .6             | 1.0            | -              | .6             | 1.5            | 3.1            | 2.7            | 3.6            | 1.5                | .9              | ...          | 1.6                           | 735                           |
| 2 to 4 .....   | 10.8  | .3              | .9             | 1.1            | .5             | -              | .9             | 1.9            | 1.2            | .7             | 1.1                | .3              | ...          | 1.9                           | 639                           |
| 5 to 9 .....   | 6.4   | .2              | .2             | .9             | .3             | .4             | -              | .6             | .8             | 1.2            | .6                 | -               | ...          | 1.2                           | ...                           |
| 10 to 19 .....   | 3.5   | -               | -              | .3             | -              | -              | .8             | .3             | .3             | .3             | .3                 | -               | ...          | 1.0                           | ...                           |
| 20 to 49 .....   | 2.7   | -               | .5             | .3             | .2             | -              | -              | -              | .8             | .2             | -                  | .4              | ...          | .2                            | ...                           |
| 50 or more .....   | 2.7   | -               | -              | .5             | -              | .3             | -              | -              | -              | .7             | .7                 | -               | ...          | .5                            | ...                           |
| Mobile home or trailer .....                                     | 26.0  | 1.1             | 8.2            | 6.8            | 1.8            | 2.8            | 2.0            | 1.5            | .5             | -              | -                  | -               | ...          | 3.2                           | 245                           |
| <b>Year Structure Built<sup>1</sup></b>                          |       |                 |                |                |                |                |                |                |                |                |                    |                 |              |                               |                               |
| 1990 to 1994 .....   | 26.8  | -               | .3             | -              | .3             | -              | 1.0            | 1.8            | 2.5            | 6.9            | 7.5                | 4.2             | ...          | 2.4                           | 984                           |
| 1985 to 1989 .....   | 143.5 | .5              | 2.4            | 3.6            | 3.3            | 1.2            | 1.7            | 11.0           | 11.7           | 33.6           | 36.2               | 21.4            | ...          | 17.0                          | 966                           |
| 1980 to 1984 .....   | 94.9  | .7              | 4.7            | 4.2            | 3.9            | 1.7            | 4.3            | 7.8            | 11.7           | 20.2           | 21.1               | 5.4             | ...          | 9.4                           | 838                           |
| 1975 to 1979 .....   | 75.1  | .3              | 5.7            | 6.2            | 3.6            | 7.0            | 7.0            | 3.0            | 5.0            | 11.0           | 11.4               | 2.4             | ...          | 12.6                          | 648                           |
| 1970 to 1974 .....   | 86.4  | .5              | 6.8            | 7.8            | 7.1            | 8.6            | 9.2            | 6.6            | 6.2            | 11.5           | 10.6               | 1.9             | ...          | 10.1                          | 585                           |
| 1960 to 1969 .....   | 140.5 | 1.5             | 17.0           | 24.3           | 15.3           | 14.1           | 15.2           | 8.8            | 5.6            | 9.3            | 12.4               | 4.0             | ...          | 12.9                          | 440                           |
| 1950 to 1959 .....   | 61.3  | 2.8             | 15.3           | 10.8           | 4.3            | 4.9            | 4.0            | 2.5            | 2.5            | 3.7            | 4.3                | .8              | ...          | 5.5                           | 291                           |
| 1940 to 1949 .....   | 26.6  | 1.8             | 6.6            | 5.6            | 2.9            | 2.2            | 1.2            | 1.3            | 1.1            | 1.8            | .6                 | 1.3             | ...          | 2.1                           | 285                           |
| 1930 to 1939 .....   | 14.4  | .7              | 4.5            | 1.6            | 1.4            | 1.8            | 1.5            | -              | .9             | .7             | .4                 | .3              | ...          | .8                            | 303                           |
| 1920 to 1929 .....   | 7.0   | 1.4             | 1.0            | 1.1            | 1.4            | -              | .2             | .8             | -              | .2             | -                  | .7              | ...          | .2                            | 289                           |
| 1919 or earlier .....  | 12.6  | .3              | 5.2            | 1.1            | .3             | -              | .3             | .9             | .4             | 1.2            | 1.5                | .6              | ...          | .7                            | 236                           |
| Median .....   | 1975  | 1954            | 1961           | 1965           | 1968           | 1968           | 1970           | 1977           | 1981           | 1983           | 1983               | 1986            | ...          | 1977                          | ...                           |
| <b>Rooms</b>   |       |                 |                |                |                |                |                |                |                |                |                    |                 |              |                               |                               |
| 1 room .....   | .4    | -               | -              | -              | -              | -              | -              | -              | -              | .4             | -                  | -               | ...          | -                             | ...                           |
| 2 rooms .....  | 1.4   | .5              | -              | .2             | -              | -              | -              | -              | -              | -              | .4                 | -               | ...          | .3                            | ...                           |
| 3 rooms .....  | 5.1   | .6              | 1.1            | .9             | -              | .3             | .2             | .6             | .3             | .4             | -                  | -               | ...          | .6                            | ...                           |
| 4 rooms .....  | 44.0  | 4.3             | 10.9           | 7.9            | 1.8            | 3.9            | 1.8            | 3.1            | 2.6            | 2.4            | .9                 | -               | ...          | 4.5                           | 258                           |
| 5 rooms .....  | 135.8 | 3.4             | 27.7           | 16.8           | 8.1            | 7.8            | 12.0           | 13.0           | 11.2           | 14.9           | 8.7                | .6              | ...          | 11.7                          | 479                           |
| 6 rooms .....  | 190.0 | .9              | 16.5           | 20.7           | 10.7           | 13.6           | 11.5           | 16.2           | 16.8           | 36.3           | 23.4               | 4.1             | ...          | 19.1                          | 671                           |
| 7 rooms .....  | 135.1 | .7              | 9.9            | 13.3           | 9.8            | 7.8            | 10.4           | 4.8            | 9.1            | 23.6           | 24.2               | 5.1             | ...          | 16.4                          | 730                           |
| 8 rooms .....  | 102.7 | -               | 1.5            | 5.0            | 7.1            | 5.7            | 5.7            | 5.9            | 5.9            | 14.6           | 27.1               | 12.5            | ...          | 11.8                          | 920                           |
| 9 rooms .....  | 47.4  | -               | .8             | .3             | 4.0            | 1.7            | 2.7            | .8             | 1.5            | 4.9            | 13.8               | 10.6            | ...          | 6.2                           | 1 137                         |
| 10 rooms or more .....   | 29.3  | -               | .8             | 1.0            | 1.9            | .6             | 1.6            | .3             | .3             | 2.3            | 7.3                | 10.0            | ...          | 3.2                           | 1 289                         |
| Median .....   | 6.3   | 4.4             | 5.3            | 5.9            | 6.6            | 6.1            | 6.3            | 5.8            | 6.1            | 6.4            | 7.3                | 8.4             | ...          | 6.5                           | ...                           |
| <b>Bedrooms</b>  |       |                 |                |                |                |                |                |                |                |                |                    |                 |              |                               |                               |
| None .....   | .9    | .3              | -              | .2             | -              | -              | -              | -              | -              | .4             | -                  | -               | ...          | -                             | ...                           |
| 1 .....  | 10.1  | 1.2             | 1.5            | 1.8            | -              | 1.1            | .2             | .9             | .5             | .4             | 1.0                | -               | ...          | 1.6                           | 290                           |
| 2 .....  | 123.2 | 7.0             | 30.2           | 19.3           | 7.5            | 8.0            | 8.4            | 7.1            | 8.3            | 9.8            | 5.8                | 2.3             | ...          | 9.4                           | 305                           |
| 3 .....  | 383.7 | 1.9             | 33.2           | 37.0           | 24.6           | 23.4           | 27.6           | 29.2           | 31.8           | 72.0           | 51.0               | 9.3             | ...          | 42.6                          | 678                           |
| 4 or more .....  | 173.2 | -               | 4.4            | 7.8            | 11.5           | 8.9            | 9.6            | 7.3            | 7.1            | 17.4           | 48.0               | 31.3            | ...          | 20.1                          | 1 029                         |
| Median .....   | 3.1   | 2.0             | 2.8            | 2.8            | 3.1            | 3.0            | 3.0            | 3.0            | 3.0            | 3.0            | 3.4                | 3.5+            | ...          | 3.1                           | ...                           |
| <b>Complete Bathrooms</b>  |       |                 |                |                |                |                |                |                |                |                |                    |                 |              |                               |                               |
| None .....   | .2    | .2              | -              | -              | -              | -              | -              | -              | -              | -              | -                  | -               | ...          | -                             | ...                           |
| 1 .....  | 128.6 | 9.1             | 40.6           | 23.8           | 8.4            | 11.4           | 10.0           | 6.5            | 3.3            | 5.1            | 1.8                | -               | ...          | 8.7                           | 249                           |
| 1 and one-half .....   | 78.0  | -               | 9.3            | 12.8           | 7.6            | 8.3            | 6.4            | 7.6            | 5.0            | 7.6            | 2.6                | 1.4             | ...          | 9.3                           | 455                           |
| 2 or more .....  | 484.3 | 1.0             | 19.4           | 29.6           | 27.5           | 21.7           | 29.4           | 30.5           | 39.5           | 87.2           | 101.5              | 41.5            | ...          | 55.7                          | 836                           |
| <b>Main Heating Equipment</b>                                    |       |                 |                |                |                |                |                |                |                |                |                    |                 |              |                               |                               |
| Warm-air furnace .....   | 565.0 | 3.1             | 43.2           | 51.8           | 34.2           | 33.2           | 37.6           | 38.6           | 40.5           | 84.2           | 96.6               | 39.1            | ...          | 62.9                          | 723                           |
| Steam or hot water system .....                                  | 2.2   | -               | 1.3            | -              | -              | -              | -              | -              | -              | .6             | -                  | .3              | ...          | -                             | ...                           |
| Electric heat pump .....   | 49.1  | .4              | 3.0            | 2.8            | 4.2            | 1.9            | 4.0            | 1.9            | 4.9            | 10.8           | 6.5                | 3.6             | ...          | 5.0                           | 777                           |
| Built-in electric units .....                                    | 9.3   | .4              | 1.8            | .7             | 1.6            | .3             | .8             | .6             | .3             | .4             | .3                 | -               | ...          | 2.2                           | 343                           |
| Floor, wall, or other built-in hot air units without ducts ..... | 16.7  | .3              | 6.2            | 3.9            | .6             | 2.2            | 1.5            | .6             | .6             | 1.8            | -                  | -               | ...          | 1.0                           | 261                           |
| Room heaters with flue .....                                     | 17.1  | 3.0             | 8.0            | 1.5            | .6             | 2.0            | .2             | .3             | .5             | .3             | .3                 | -               | ...          | .3                            | 168                           |
| Room heaters without flue .....                                  | 11.2  | 2.1             | 2.7            | 3.0            | -              | .8             | 1.1            | .5             | -              | .3             | -                  | -               | ...          | .6                            | 217                           |
| Portable electric heaters .....                                  | 1.5   | -               | .3             | -              | .6             | -              | -              | .3             | -              | -              | -                  | -               | ...          | .3                            | ...                           |
| Stoves .....   | 8.2   | .2              | 1.5            | 1.8            | .9             | .3             | .6             | .8             | .2             | .6             | .2                 | -               | ...          | 1.1                           | 316                           |
| Fireplaces with inserts .....                                    | 3.2   | -               | .5             | .3             | .2             | .7             | -              | .3             | .5             | .3             | .3                 | -               | ...          | -                             | ...                           |
| Fireplaces without inserts .....                                 | 3.7   | .3              | .3             | .3             | .4             | -              | -              | .5             | -              | .7             | 1.2                | -               | ...          | .2                            | ...                           |
| Other .....  | 1.6   | .2              | .8             | .3             | -              | -              | -              | -              | -              | -              | .3                 | -               | ...          | -                             | ...                           |
| None .....   | .3    | .3              | -              | -              | -              | -              | -              | -              | -              | -              | -                  | -               | ...          | -                             | ...                           |
| <b>Source of Water</b>   |       |                 |                |                |                |                |                |                |                |                |                    |                 |              |                               |                               |
| Public system or private company .....                           | 627.2 | 7.5             | 51.6           | 57.8           | 37.7           | 37.8           | 41.0           | 41.5           | 44.2           | 96.2           | 100.2              | 40.6            | ...          | 71.3                          | 707                           |
| Well serving 1 to 5 units .....                                  | 63.5  | 2.9             | 17.7           | 8.6            | 5.8            | 3.6            | 4.8            | 3.0            | 3.5            | 3.8            | 5.3                | 2.3             | ...          | 2.4                           | 325                           |
| Drilled .....  | 44.7  | 1.3             | 11.9           | 5.5            | 5.0            | 2.9            | 3.9            | 2.1            | 2.1            | 3.5            | 3.8                | 1.5             | ...          | 1.3                           | 361                           |
| Dug .....  | 15.7  | 1.3             | 5.5            | 1.8            | .8             | .6             | .9             | .9             | .8             | .3             | 1.5                | .5              | ...          | .8                            | 239                           |
| Not reported .....   | 3.1   | .3              | .3             | 1.3            | -              | -              | -              | -              | .6             | -              | -                  | .3              | ...          | .3                            | ...                           |
| Other .....  | .3    | -               | -              | -              | -              | -              | -              | -              | -              | -              | .3                 | -               | ...          | -                             | ...                           |
| <b>Means of Sewage Disposal</b>                                  |       |                 |                |                |                |                |                |                |                |                |                    |                 |              |                               |                               |
| Public sewer .....   | 426.2 | 4.2             | 30.4           | 40.5           | 26.3           | 27.2           | 27.8           | 29.7           | 28.2           | 61.8           | 67.6               | 30.7            | ...          | 51.8                          | 704                           |
| Septic tank, cesspool, chemical toilet .....                     | 264.9 | 6.1             | 38.9           | 25.7           | 17.2           | 14.2           | 18.0           | 14.8           | 19.5           | 38.2           | 38.2               | 12.3            | ...          | 21.9                          | 610                           |
| Other .....  | -     | -               | -              | -              | -              | -              | -              | -              | -              | -              | -                  | -               | ...          | -                             | ...                           |
| <b>Main House Heating Fuel</b>                                   |       |                 |                |                |                |                |                |                |                |                |                    |                 |              |                               |                               |
| Housing units with heating fuel .....                            |       |                 |                |                |                |                |                |                |                |                |                    |                 |              |                               |                               |
| Electricity .....  | 98.4  | .8              | 7.6            | 7.9            | 10.1           | 6.8            | 8.2            | 6.8            | 8.9            | 15.1           | 9.3                | 4.8             | ...          | 12.2                          | 626                           |
| Piped gas .....  | 536.4 | 7.1             | 46.3           | 47.6           | 30.6           | 31.4           | 35.4           | 32.8           | 36.1           | 82.4           | 92.0               | 37.0            | ...          | 57.7                          | 723                           |
| Bottled gas .....  | 31.9  | 1.2             | 11.1           | 6.2            | .9             | 1.2            | 1.4            | 2.5            | 1.6            | .8             | 1.8                | 1.1             | ...          | 2.2                           | 242                           |
| Fuel oil .....   | 3.5   | -               | .6             | .7             | -              | .7             | .3             | .3             | .3             | -              | .3                 | -               | ...          | .3                            | ...                           |
| Kerosene or other liquid fuel .....                              | 2.5   | -               | .8             | .9             | .4             | .4             | -              | -              | -              | -              | -                  | -               | ...          | -                             | ...                           |
| Coal or coke .....   | -     | -               | -              | -              | -              | -              | -              | -              | -              | -              | -                  | -               | ...          | -                             | ...                           |
| Wood .....   | 17.3  | 1.0             | 2.9            | 2.9            | 1.6            | 1.0            | .6             | 1.6            | .8             | 1.6            | 2.0                | -               | ...          | 1.3                           | 376                           |
| Solar energy .....   | -     | -               | -              | -              | -              | -              | -              | -              | -              | -              | -                  | -               | ...          | -                             | ...                           |
| Other .....  | .8    | -               | -              | -              | -              | -              | -              | .5             | -              | -              | .3                 | -               | ...          | -                             | ...                           |





**Table 3-21. Housing Costs by Selected Characteristics - Owner Occupied Units—Con.**

[Numbers in thousands. For meaning of symbols, see text.]

| Characteristics  | Total  | Less than \$100 | \$100 to \$199 | \$200 to \$299 | \$300 to \$399 | \$400 to \$499 | \$500 to \$599 | \$600 to \$699 | \$700 to \$799 | \$800 to \$899 | \$1,000 to \$1,499 | \$1,500 or more | No cash rent | Mortgage payment not reported | Median excluding no cash rent |
|--|--------|-----------------|----------------|----------------|----------------|----------------|----------------|----------------|----------------|----------------|--------------------|-----------------|--------------|-------------------------------|-------------------------------|
| <b>Ratio of Value to Current Income<sup>2</sup></b>    |        |                 |                |                |                |                |                |                |                |                |                    |                 |              |                               |                               |
| Less than 1.5  | 203.0  | 2.0             | 19.3           | 18.3           | 10.4           | 17.4           | 14.4           | 14.3           | 14.1           | 29.9           | 29.6               | 8.5             | ...          | 24.8                          | 651                           |
| 1.5 to 1.9   | 123.2  | -               | 5.3            | 5.0            | 7.1            | 6.1            | 8.1            | 8.6            | 10.2           | 27.4           | 27.4               | 6.3             | ...          | 11.7                          | 839                           |
| 2.0 to 2.4   | 97.6   | .9              | 7.5            | 6.5            | 4.4            | 3.8            | 8.1            | 6.6            | 9.2            | 15.9           | 18.0               | 6.8             | ...          | 9.9                           | 765                           |
| 2.5 to 2.9   | 68.5   | .9              | 4.8            | 6.4            | 5.7            | 4.4            | 4.3            | 3.5            | 4.6            | 9.7            | 9.3                | 7.4             | ...          | 7.5                           | 710                           |
| 3.0 to 3.9   | 72.0   | 1.3             | 6.7            | 9.7            | 6.0            | 2.8            | 4.9            | 5.1            | 5.1            | 9.6            | 9.9                | 6.6             | ...          | 4.4                           | 648                           |
| 4.0 to 4.9   | 35.2   | .3              | 8.0            | 3.9            | 2.0            | 2.3            | .9             | 1.7            | .9             | 2.7            | 4.6                | 2.3             | ...          | 5.6                           | 430                           |
| 5.0 or more  | 86.4   | 4.2             | 17.4           | 14.4           | 7.4            | 4.5            | 4.7            | 4.8            | 3.5            | 4.8            | 7.0                | 5.0             | ...          | 8.9                           | 337                           |
| Zero or negative income                                | 5.3    | .7              | .3             | 2.1            | .5             | .2             | .4             | .2             | -              | -              | -                  | -               | ...          | .9                            | ...                           |
| Median   | 2.1    | 3.8             | 2.8            | 2.7            | 2.5            | 1.8            | 2.0            | 2.0            | 2.0            | 1.9            | 1.9                | 2.5             | ...          | 2.0                           | ...                           |
| <b>Monthly Payment for Principal and Interest</b>      |        |                 |                |                |                |                |                |                |                |                |                    |                 |              |                               |                               |
| Less than \$100  | 9.7    | -               | 1.0            | 4.5            | 3.4            | .9             | -              | -              | -              | -              | -                  | -               | ...          | ...                           | 287                           |
| \$100 to \$199   | 31.8   | -               | -              | 4.6            | 13.4           | 9.3            | 2.6            | 1.3            | .8             | -              | -                  | -               | ...          | ...                           | 384                           |
| \$200 to \$249   | 21.3   | -               | -              | .3             | 2.9            | 10.9           | 5.5            | 1.3            | .4             | -              | -                  | -               | ...          | ...                           | 469                           |
| \$250 to \$299   | 22.4   | -               | -              | -              | .3             | 7.6            | 10.1           | 3.5            | .3             | .3             | -                  | .3              | ...          | ...                           | 533                           |
| \$300 to \$349   | 22.0   | -               | -              | -              | -              | 5.7            | 10.1           | 4.5            | 1.1            | .6             | -                  | -               | ...          | ...                           | 553                           |
| \$350 to \$399   | 18.8   | -               | -              | -              | -              | 1.5            | 7.5            | 6.9            | 1.4            | 1.2            | .3                 | -               | ...          | ...                           | 607                           |
| \$400 to \$449   | 17.9   | -               | -              | -              | -              | -              | 4.7            | 8.9            | 3.0            | 1.0            | .3                 | -               | ...          | ...                           | 648                           |
| \$450 to \$499   | 24.0   | -               | -              | -              | -              | -              | .3             | 12.0           | 9.4            | 2.4            | -                  | -               | ...          | ...                           | 698                           |
| \$500 to \$599   | 83.4   | -               | -              | -              | -              | -              | -              | 5.5            | 28.1           | 26.7           | 3.2                | -               | ...          | ...                           | 793                           |
| \$600 to \$699   | 60.4   | -               | -              | -              | -              | -              | -              | -              | 2.8            | 48.5           | 9.1                | -               | ...          | ...                           | 913                           |
| \$700 to \$799   | 43.3   | -               | -              | -              | -              | -              | -              | -              | -              | 17.3           | 25.6               | .4              | ...          | ...                           | 1 085                         |
| \$800 to \$899   | 50.6   | -               | -              | -              | -              | -              | -              | -              | -              | 1.2            | 48.7               | .6              | ...          | ...                           | 1 247                         |
| \$1,000 to \$1,249                                     | 30.2   | -               | -              | -              | -              | -              | -              | -              | -              | -              | 17.0               | 13.2            | ...          | ...                           | 1 445                         |
| \$1,250 to \$1,499                                     | 11.7   | -               | -              | -              | -              | -              | -              | -              | -              | -              | .8                 | 10.9            | ...          | ...                           | 1500+                         |
| \$1,500 or more  | 17.2   | -               | -              | -              | -              | -              | -              | -              | -              | -              | -                  | 17.2            | ...          | ...                           | 1500+                         |
| Not reported   | 73.7   | -               | -              | -              | -              | -              | -              | -              | -              | -              | -                  | -               | ...          | 73.7                          | ...                           |
| Median   | 586    | -               | -              | 105            | 149            | 235            | 311            | 425            | 526            | 636            | 858                | 1 405           | ...          | ...                           | ...                           |
| <b>Average Monthly Cost Paid for Real Estate Taxes</b> |        |                 |                |                |                |                |                |                |                |                |                    |                 |              |                               |                               |
| Less than \$25   | 92.6   | 10.0            | 32.1           | 17.6           | 4.9            | 5.4            | 5.0            | 2.4            | 2.5            | 3.2            | 2.6                | .8              | ...          | 6.2                           | 206                           |
| \$25 to \$49   | 112.3  | .3              | 24.1           | 11.7           | 8.9            | 10.9           | 11.8           | 12.3           | 8.1            | 10.3           | 2.0                | .5              | ...          | 11.4                          | 450                           |
| \$50 to \$74   | 151.8  | -               | 9.2            | 14.3           | 6.9            | 12.6           | 12.5           | 15.8           | 19.1           | 33.3           | 13.3               | .3              | ...          | 14.3                          | 683                           |
| \$75 to \$99   | 110.1  | -               | 2.3            | 11.6           | 4.4            | 3.1            | 5.3            | 6.7            | 8.8            | 29.8           | 22.3               | .3              | ...          | 15.4                          | 835                           |
| \$100 to \$149   | 115.1  | -               | 1.6            | 9.5            | 7.9            | 4.4            | 5.5            | 4.1            | 5.3            | 16.2           | 41.9               | 8.5             | ...          | 10.1                          | 976                           |
| \$150 to \$199   | 52.6   | -               | -              | 1.3            | 7.9            | 1.6            | 1.7            | 2.3            | 1.9            | 5.2            | 14.3               | 11.0            | ...          | 5.4                           | 1 060                         |
| \$200 or more  | 56.7   | -               | -              | .2             | 2.5            | 3.4            | 3.9            | 1.0            | 2.1            | 1.9            | 9.4                | 21.4            | ...          | 10.9                          | 1 422                         |
| Median   | 73     | 25              | 28             | 57             | 81             | 59             | 62             | 62             | 67             | 78             | 115                | 200             | ...          | 83                            | ...                           |
| <b>Purchase Price</b>                                  |        |                 |                |                |                |                |                |                |                |                |                    |                 |              |                               |                               |
| Home purchased or built                                | 658.9  | 9.2             | 61.5           | 61.0           | 41.4           | 40.1           | 45.0           | 43.9           | 47.2           | 99.1           | 104.0              | 42.4            | ...          | 64.2                          | 689                           |
| Less than \$10,000                                     | 31.9   | 3.1             | 15.3           | 7.1            | .3             | .2             | 1.1            | 1.2            | .9             | .7             | .2                 | .3              | ...          | 1.4                           | 179                           |
| \$10,000 to \$19,999                                   | 67.8   | 1.2             | 17.0           | 19.6           | 8.7            | 3.5            | 3.3            | 3.2            | .8             | 2.2            | 1.8                | .6              | ...          | 5.8                           | 265                           |
| \$20,000 to \$29,999                                   | 44.2   | -               | 6.0            | 5.5            | 7.1            | 10.1           | 5.2            | 1.3            | .8             | 2.2            | 1.1                | .2              | ...          | 4.6                           | 412                           |
| \$30,000 to \$39,999                                   | 56.3   | .2              | 4.2            | 4.6            | 7.5            | 13.6           | 10.8           | 3.0            | 3.0            | 3.2            | 3.7                | -               | ...          | 2.5                           | 476                           |
| \$40,000 to \$49,999                                   | 45.5   | -               | .9             | 4.9            | 3.4            | 3.5            | 11.5           | 6.0            | 3.7            | 4.5            | 3.5                | -               | ...          | 3.6                           | 572                           |
| \$50,000 to \$59,999                                   | 46.1   | .3              | 3.5            | .3             | 1.0            | 1.5            | 4.2            | 10.7           | 10.0           | 6.3            | 3.6                | .9              | ...          | 3.9                           | 697                           |
| \$60,000 to \$69,999                                   | 65.4   | -               | 1.7            | 2.9            | 2.5            | 1.8            | 3.9            | 8.3            | 17.8           | 16.9           | 5.6                | -               | ...          | 4.0                           | 754                           |
| \$70,000 to \$79,999                                   | 55.0   | -               | .8             | .9             | .6             | .3             | 1.1            | 4.7            | 5.6            | 28.8           | 7.8                | .6              | ...          | 3.7                           | 880                           |
| \$80,000 to \$89,999                                   | 64.9   | -               | .5             | 2.5            | .5             | .8             | .5             | 2.3            | 3.5            | 26.3           | 23.3               | 1.2             | ...          | 3.4                           | 952                           |
| \$100,000 to \$119,999                                 | 35.2   | -               | -              | 1.1            | .8             | .6             | .3             | 1.1            | .6             | 3.6            | 20.5               | 2.9             | ...          | 3.9                           | 1 189                         |
| \$120,000 to \$149,999                                 | 35.3   | -               | -              | -              | .2             | .6             | -              | -              | -              | 1.7            | 23.4               | 6.2             | ...          | 3.2                           | 1 289                         |
| \$150,000 to \$199,999                                 | 26.9   | -               | .3             | 1.1            | .1             | .4             | .3             | .3             | .3             | .6             | 15.2               | 2.7             | ...          | 2.7                           | 1500+                         |
| \$200,000 to \$249,999                                 | 8.9    | -               | -              | .7             | .8             | .3             | .3             | .3             | .3             | .3             | 5.8                | .5              | ...          | 5                             | 1500+                         |
| \$250,000 to \$299,999                                 | 3.9    | -               | -              | -              | -              | -              | -              | -              | -              | .4             | 3.2                | .2              | ...          | .2                            | ...                           |
| \$300,000 or more                                      | 6.5    | -               | .5             | -              | -              | -              | -              | -              | -              | .3             | 4.8                | .7              | ...          | .7                            | ...                           |
| Not reported   | 65.2   | 4.4             | 11.0           | 11.2           | 7.0            | 2.7            | 2.4            | 1.7            | 2.2            | 2.0            | .5                 | -               | ...          | 20.1                          | 264                           |
| Median   | 60 786 | 10000-          | 15 851         | 19 051         | 31 482         | 33 547         | 40 802         | 55 891         | 62 465         | 74 325         | 100 602            | 176 289         | ...          | 60 491                        | ...                           |
| Received as inheritance or gift                        | 13.5   | .7              | 4.6            | 3.1            | .9             | .3             | .5             | .3             | .5             | .5             | .8                 | .3              | ...          | .3                            | 243                           |
| Not reported   | 18.7   | .5              | 3.2            | 2.1            | 1.2            | .3             | .3             | .3             | -              | .3             | 1.1                | .3              | ...          | 9.2                           | 249                           |

<sup>1</sup>For mobile home, oldest category is 1939 or earlier.  
<sup>2</sup>Beginning with 1989 this item uses current income calculation. See appendix A.

Table 3-22. Value by Selected Characteristics - Owner Occupied Units

[Numbers in thousands. For meaning of symbols, see text.]

| Characteristics  | Total        | Less than \$30,000 | \$30,000 to \$39,999 | \$40,000 to \$49,999 | \$50,000 to \$59,999 | \$60,000 to \$79,999 | \$80,000 to \$99,999 | \$100,000 to \$149,999 | \$150,000 to \$199,999 | \$200,000 to \$249,999 | \$250,000 to \$299,999 | \$300,000 or more | Median        |
|--|--------------|--------------------|----------------------|----------------------|----------------------|----------------------|----------------------|------------------------|------------------------|------------------------|------------------------|-------------------|---------------|
| <b>Total</b> .....   | <b>691.1</b> | <b>42.7</b>        | <b>16.1</b>          | <b>25.0</b>          | <b>45.3</b>          | <b>164.8</b>         | <b>126.1</b>         | <b>151.5</b>           | <b>67.0</b>            | <b>23.6</b>            | <b>9.2</b>             | <b>19.7</b>       | <b>88 178</b> |
| <b>Units in Structure</b>  |              |                    |                      |                      |                      |                      |                      |                        |                        |                        |                        |                   |               |
| 1, detached .....  | 619.9        | 16.3               | 11.7                 | 23.3                 | 37.3                 | 148.1                | 121.6                | 145.3                  | 65.8                   | 22.6                   | 8.8                    | 19.0              | 92 039        |
| 1, attached .....  | 17.0         | .3                 | .7                   | .3                   | 2.2                  | 6.5                  | 1.5                  | 3.6                    | .5                     | .7                     | .4                     | .4                | 75 722        |
| 2 to 4 .....   | 10.8         | .4                 | .4                   | .4                   | 2.1                  | 4.0                  | 1.3                  | 1.7                    | .2                     | .3                     | -                      | -                 | 70 238        |
| 5 to 9 .....   | 6.4          | .9                 | .2                   | .5                   | 1.8                  | 2.4                  | .7                   | -                      | -                      | -                      | -                      | -                 | ...           |
| 10 to 19 .....   | 3.5          | -                  | .2                   | -                    | .9                   | 2.1                  | .3                   | -                      | -                      | -                      | -                      | -                 | ...           |
| 20 to 49 .....   | 2.7          | -                  | .2                   | -                    | .8                   | .8                   | -                    | .5                     | -                      | -                      | -                      | .4                | ...           |
| 50 or more .....   | 2.7          | -                  | -                    | -                    | .3                   | 1.0                  | .7                   | .3                     | .5                     | -                      | -                      | -                 | ...           |
| Mobile home or trailer .....                                     | 28.0         | 24.8               | 2.7                  | .5                   | -                    | -                    | -                    | -                      | -                      | -                      | -                      | -                 | 30000-        |
| <b>Year Structure Built<sup>1</sup></b>                          |              |                    |                      |                      |                      |                      |                      |                        |                        |                        |                        |                   |               |
| 1990 to 1994 .....   | 26.8         | .2                 | -                    | -                    | .8                   | 5.7                  | 5.7                  | 8.4                    | 2.9                    | 1.8                    | .8                     | 1.1               | 105 550       |
| 1985 to 1989 .....   | 143.5        | 4.2                | -                    | -                    | 3.5                  | 25.4                 | 31.5                 | 40.7                   | 20.2                   | 4.4                    | 5.2                    | 8.3               | 108 710       |
| 1980 to 1984 .....   | 94.9         | 7.6                | 1.2                  | .9                   | 5.5                  | 26.6                 | 17.7                 | 19.1                   | 9.3                    | 4.8                    | 1.0                    | 1.3               | 86 365        |
| 1975 to 1979 .....   | 75.1         | 7.0                | .2                   | 1.3                  | 3.4                  | 22.0                 | 11.4                 | 18.9                   | 7.8                    | 1.6                    | -                      | 1.4               | 85 497        |
| 1970 to 1974 .....   | 86.4         | 5.7                | 2.6                  | 2.6                  | 6.7                  | 16.5                 | 22.7                 | 21.5                   | 7.6                    | .6                     | -                      | 1.5               | 87 982        |
| 1960 to 1969 .....   | 140.5        | 9.6                | 3.4                  | 6.1                  | 14.0                 | 42.0                 | 21.9                 | 23.2                   | 12.5                   | 4.1                    | 1.3                    | 2.4               | 77 693        |
| 1950 to 1959 .....   | 61.3         | 3.2                | 3.6                  | 6.3                  | 5.9                  | 15.1                 | 8.1                  | 10.9                   | 3.2                    | 2.4                    | -                      | 2.5               | 75 388        |
| 1940 to 1949 .....   | 28.6         | 1.9                | 1.7                  | 4.2                  | 3.4                  | 5.3                  | 2.8                  | 4.2                    | 2.5                    | 2.3                    | .3                     | .6                | 74 011        |
| 1930 to 1939 .....   | 14.4         | 2.2                | 1.1                  | 1.5                  | 1.6                  | 2.6                  | 1.7                  | 1.8                    | 1.2                    | .3                     | -                      | .3                | 61 424        |
| 1920 to 1929 .....   | 7.0          | -                  | 1.6                  | 1.1                  | 1.1                  | .6                   | .4                   | .4                     | .6                     | .7                     | .2                     | .5                | 86 910        |
| 1919 or earlier .....  | 12.6         | 1.0                | .7                   | 1.0                  | .6                   | 3.0                  | 2.0                  | 2.5                    | 4                      | .3                     | -                      | .8                | 80 290        |
| <b>Median</b> .....  | <b>1975</b>  | <b>1973</b>        | <b>1958</b>          | <b>1957</b>          | <b>1968</b>          | <b>1974</b>          | <b>1976</b>          | <b>1976</b>            | <b>1979</b>            | <b>1978</b>            | <b>1986</b>            | <b>1983</b>       | <b>...</b>    |
| <b>Rooms</b>   |              |                    |                      |                      |                      |                      |                      |                        |                        |                        |                        |                   |               |
| 1 room .....   | .4           | -                  | -                    | -                    | -                    | .4                   | -                    | -                      | -                      | -                      | -                      | -                 | ...           |
| 2 rooms .....  | 1.4          | .2                 | -                    | -                    | .3                   | .7                   | -                    | -                      | .2                     | -                      | -                      | -                 | ...           |
| 3 rooms .....  | 5.1          | 1.2                | .3                   | .5                   | 1.2                  | .7                   | .8                   | .3                     | -                      | -                      | -                      | -                 | ...           |
| 4 rooms .....  | 44.0         | 14.3               | 3.2                  | 2.9                  | 4.6                  | 12.0                 | 3.4                  | 2.3                    | 1.1                    | -                      | -                      | .4                | 53 579        |
| 5 rooms .....  | 135.8        | 15.8               | 6.6                  | 9.3                  | 15.2                 | 48.3                 | 17.9                 | 15.2                   | 4.4                    | 1.0                    | 1.0                    | 1.3               | 68 737        |
| 6 rooms .....  | 190.0        | 5.6                | 3.3                  | 8.2                  | 14.9                 | 55.0                 | 45.3                 | 41.0                   | 9.5                    | 3.8                    | 1.2                    | 2.1               | 83 520        |
| 7 rooms .....  | 135.1        | 2.9                | 2.2                  | 2.9                  | 5.7                  | 33.5                 | 32.2                 | 35.9                   | 12.0                   | 3.3                    | 1.4                    | 2.9               | 92 618        |
| 8 rooms .....  | 102.7        | 1.3                | .6                   | .6                   | 2.1                  | 11.6                 | 17.9                 | 36.8                   | 21.0                   | 6.4                    | 1.8                    | 2.6               | 123 489       |
| 9 rooms .....  | 47.4         | 1.4                | -                    | .2                   | .6                   | 1.9                  | 5.0                  | 15.0                   | 13.3                   | 5.3                    | 1.6                    | 3.3               | 149 089       |
| 10 rooms or more .....   | 29.3         | -                  | -                    | .3                   | .8                   | 1.0                  | 3.6                  | 5.1                    | 5.4                    | 3.8                    | 2.2                    | 7.1               | 185 927       |
| <b>Median</b> .....  | <b>6.3</b>   | <b>4.9</b>         | <b>5.2</b>           | <b>5.5</b>           | <b>5.6</b>           | <b>5.9</b>           | <b>6.4</b>           | <b>7.0</b>             | <b>7.8</b>             | <b>8.1</b>             | <b>8.0</b>             | <b>8.7</b>        | <b>...</b>    |
| <b>Bedrooms</b>  |              |                    |                      |                      |                      |                      |                      |                        |                        |                        |                        |                   |               |
| None .....   | .9           | -                  | -                    | -                    | -                    | .7                   | -                    | -                      | .2                     | -                      | -                      | -                 | ...           |
| 1 .....  | 10.1         | 2.5                | .3                   | .5                   | 1.4                  | 2.7                  | 1.1                  | .5                     | .6                     | .3                     | -                      | -                 | 62 165        |
| 2 .....  | 123.2        | 25.6               | 6.9                  | 11.2                 | 14.7                 | 31.4                 | 9.5                  | 13.8                   | 5.5                    | 3.0                    | .4                     | 1.3               | 62 051        |
| 3 .....  | 383.7        | 11.9               | 7.8                  | 10.6                 | 24.5                 | 112.9                | 92.4                 | 85.5                   | 23.2                   | 5.5                    | 3.6                    | 6.0               | 85 296        |
| 4 or more .....  | 173.2        | 2.8                | 1.2                  | 2.7                  | 4.8                  | 17.3                 | 23.1                 | 51.6                   | 37.5                   | 14.7                   | 5.2                    | 12.4              | 133 724       |
| <b>Median</b> .....  | <b>3.1</b>   | <b>2.2</b>         | <b>2.6</b>           | <b>2.6</b>           | <b>2.8</b>           | <b>2.9</b>           | <b>3.1</b>           | <b>3.2</b>             | <b>3.5+</b>            | <b>3.5+</b>            | <b>3.5+</b>            | <b>3.5+</b>       | <b>...</b>    |
| <b>Complete Bathrooms</b>  |              |                    |                      |                      |                      |                      |                      |                        |                        |                        |                        |                   |               |
| None .....   | .2           | .2                 | -                    | -                    | -                    | -                    | -                    | -                      | -                      | -                      | -                      | -                 | ...           |
| 1 .....  | 129.6        | 26.1               | 10.9                 | 17.4                 | 20.8                 | 30.5                 | 8.4                  | 9.0                    | 2.3                    | 1.6                    | .7                     | 1.0               | 54 787        |
| 1 and one-half .....   | 78.0         | 2.1                | 2.6                  | 3.5                  | 10.6                 | 31.6                 | 13.5                 | 8.2                    | 2.9                    | 1.7                    | -                      | 1.1               | 72 738        |
| 2 or more .....  | 484.3        | 14.3               | 2.6                  | 4.1                  | 13.9                 | 102.7                | 104.2                | 134.2                  | 61.6                   | 20.3                   | 8.5                    | 17.6              | 100 115       |
| <b>Main Heating Equipment</b>                                    |              |                    |                      |                      |                      |                      |                      |                        |                        |                        |                        |                   |               |
| Warm-air furnace .....   | 565.0        | 31.6               | 9.4                  | 14.2                 | 31.4                 | 132.4                | 112.0                | 129.4                  | 59.2                   | 20.6                   | 7.2                    | 17.4              | 91 314        |
| Steam or hot water system .....                                  | 2.2          | -                  | -                    | -                    | .2                   | 1.0                  | .4                   | .2                     | -                      | .3                     | -                      | -                 | ...           |
| Electric heat pump .....   | 49.1         | .6                 | .5                   | .3                   | 2.6                  | 13.5                 | 6.8                  | 14.8                   | 4.2                    | 2.2                    | 1.6                    | 2.0               | 100 806       |
| Built-in electric units .....                                    | 9.3          | .7                 | -                    | .9                   | 3.1                  | 3.0                  | .4                   | .3                     | 1.0                    | -                      | -                      | -                 | 59 841        |
| Floor, wall, or other built-in hot air units without ducts ..... | 18.7         | 2.2                | 1.9                  | 3.8                  | 3.1                  | 4.5                  | 2.4                  | .6                     | -                      | .2                     | -                      | -                 | 54 745        |
| Room heaters with flue .....                                     | 17.1         | 2.5                | 2.7                  | 3.3                  | 1.8                  | 4.4                  | .6                   | .3                     | 1.1                    | -                      | .4                     | -                 | 49 829        |
| Room heaters without flue .....                                  | 11.2         | 3.6                | .9                   | 1.4                  | 1.2                  | 1.5                  | .9                   | 1.8                    | -                      | -                      | -                      | -                 | 48 697        |
| Portable electric heaters .....                                  | 1.5          | -                  | .3                   | -                    | .3                   | .6                   | -                    | -                      | -                      | -                      | -                      | .3                | ...           |
| Stoves .....   | 8.2          | 1.5                | .3                   | .8                   | .8                   | 2.1                  | 1.6                  | .4                     | .6                     | -                      | -                      | -                 | 65 253        |
| Fireplaces with inserts .....                                    | 3.2          | -                  | -                    | -                    | -                    | 1.2                  | .9                   | .6                     | .5                     | -                      | -                      | -                 | ...           |
| Fireplaces without inserts .....                                 | 3.7          | -                  | -                    | -                    | .8                   | .3                   | .2                   | 1.9                    | .5                     | -                      | -                      | -                 | ...           |
| Other .....  | 1.6          | -                  | -                    | .2                   | -                    | -                    | -                    | 1.1                    | -                      | .3                     | -                      | -                 | ...           |
| None .....   | .3           | -                  | -                    | -                    | -                    | .3                   | -                    | -                      | -                      | -                      | -                      | -                 | ...           |
| <b>Source of Water</b>   |              |                    |                      |                      |                      |                      |                      |                        |                        |                        |                        |                   |               |
| Public system or private company .....                           | 627.2        | 33.2               | 14.2                 | 22.1                 | 42.0                 | 150.7                | 118.2                | 137.4                  | 62.1                   | 21.6                   | 7.2                    | 18.5              | 88 712        |
| Well serving 1 to 3 units .....                                  | 63.5         | 9.5                | 1.9                  | 2.8                  | 3.4                  | 14.2                 | 7.9                  | 13.7                   | 4.9                    | 2.0                    | 2.0                    | 1.2               | 79 878        |
| Drilled .....  | 44.7         | 6.6                | 1.0                  | 1.8                  | 2.2                  | 10.2                 | 6.4                  | 8.9                    | 3.4                    | 2.0                    | 1.5                    | .8                | 81 877        |
| Dug .....  | 15.7         | 2.9                | 1.0                  | 1.1                  | .6                   | 3.0                  | 1.5                  | 3.5                    | 1.3                    | -                      | .6                     | .4                | 75 740        |
| Not reported .....   | 3.1          | -                  | -                    | -                    | .6                   | 1.0                  | -                    | 1.2                    | .3                     | -                      | -                      | -                 | ...           |
| Other .....  | .3           | -                  | -                    | -                    | -                    | -                    | -                    | .3                     | -                      | -                      | -                      | -                 | ...           |
| <b>Means of Sewage Disposal</b>                                  |              |                    |                      |                      |                      |                      |                      |                        |                        |                        |                        |                   |               |
| Public sewer .....   | 426.2        | 21.3               | 8.5                  | 18.8                 | 30.4                 | 107.6                | 73.0                 | 86.5                   | 46.0                   | 16.0                   | 4.2                    | 14.0              | 87 285        |
| Septic tank, cesspool, chemical toilet .....                     | 264.9        | 21.4               | 7.6                  | 6.2                  | 15.0                 | 57.3                 | 53.2                 | 64.9                   | 21.1                   | 7.6                    | 5.0                    | 5.7               | 89 403        |
| Other .....  | -            | -                  | -                    | -                    | -                    | -                    | -                    | -                      | -                      | -                      | -                      | -                 | ...           |
| <b>Main House Heating Fuel</b>                                   |              |                    |                      |                      |                      |                      |                      |                        |                        |                        |                        |                   |               |
| Housing units with heating fuel .....                            | 690.8        | 42.7               | 16.1                 | 25.0                 | 45.3                 | 164.5                | 126.1                | 151.5                  | 67.0                   | 23.6                   | 9.2                    | 19.7              | 88 202        |
| Electricity .....  | 98.4         | 6.1                | 2.1                  | 2.2                  | 10.1                 | 28.4                 | 12.2                 | 22.5                   | 7.7                    | 2.5                    | 1.9                    | 2.7               | 80 375        |
| Piped gas .....  | 536.4        | 24.7               | 11.7                 | 19.5                 | 31.3                 | 125.9                | 106.5                | 118.9                  | 55.1                   | 20.0                   | 6.4                    | 16.4              | 90 341        |
| Bottled gas .....  | 31.9         | 9.1                | 1.6                  | 2.1                  | 1.6                  | 5.4                  | 3.9                  | 5.0                    | 1.7                    | -                      | .9                     | .6                | 65 800        |
| Fuel oil .....   | 3.5          | -                  | .3                   | .3                   | .3                   | .7                   | .6                   | .6                     | .7                     | .3                     | -                      | -                 | ...           |
| Kerosene or other liquid fuel .....                              | 2.5          | .8                 | .4                   | .3                   | .3                   | .3                   | .3                   | .4                     | .3                     | -                      | -                      | -                 | ...           |
| Coal or coke .....   | -            | -                  | -                    | -                    | -                    | -                    | -                    | -                      | -                      | -                      | -                      | -                 | ...           |
| Wood .....   | 17.3         | 2.0                | .3                   | .8                   | 1.6                  | 4.1                  | 2.6                  | 4.2                    | 1.5                    | -                      | -                      | -                 | 78 600        |
| Solar energy .....   | -            | -                  | -                    | -                    | -                    | -                    | -                    | -                      | -                      | -                      | -                      | -                 | ...           |
| Other .....  | .8           | -                  | -                    | -                    | -                    | -                    | -                    | -                      | .8                     | -                      | -                      | -                 | ...           |



Table 3-22. Value by Selected Characteristics - Owner Occupied Units—Con.

[Numbers in thousands. For meaning of symbols, see text.]

| Characteristics  | Total  | Less than \$30,000 | \$30,000 to \$39,999 | \$40,000 to \$49,999 | \$50,000 to \$59,999 | \$60,000 to \$79,999 | \$80,000 to \$99,999 | \$100,000 to \$149,999 | \$150,000 to \$199,999 | \$200,000 to \$249,999 | \$250,000 to \$299,999 | \$300,000 or more | Median  |
|--|--------|--------------------|----------------------|----------------------|----------------------|----------------------|----------------------|------------------------|------------------------|------------------------|------------------------|-------------------|---------|
| <b>Median Monthly Housing Costs For Owners</b>                             |        |                    |                      |                      |                      |                      |                      |                        |                        |                        |                        |                   |         |
| Monthly costs including all mortgages plus maintenance costs               | 695    | 227                | 220                  | 357                  | 421                  | 633                  | 834                  | 902                    | 1 262                  | 1 248                  | 1500+                  | 1500+             | ...     |
| Monthly costs excluding 2nd and subsequent mortgages and maintenance costs | 633    | 220                | 215                  | 297                  | 383                  | 585                  | 787                  | 843                    | 1 149                  | 1 181                  | 1500+                  | 1500+             | ...     |
| <b>Monthly Housing Costs as Percent of Current Income<sup>3</sup></b>      |        |                    |                      |                      |                      |                      |                      |                        |                        |                        |                        |                   |         |
| Less than 5 percent  | 25.9   | 5.4                | 1.2                  | -                    | 1.2                  | 7.1                  | 2.1                  | 5.7                    | 2.0                    | .5                     | .3                     | .5                | 74 600  |
| 5 to 9 percent   | 88.1   | 9.0                | 1.7                  | 5.2                  | 7.4                  | 19.6                 | 13.6                 | 17.6                   | 8.5                    | 2.3                    | 1.2                    | 2.0               | 81 673  |
| 10 to 14 percent   | 93.6   | 7.3                | 1.8                  | 1.4                  | 8.6                  | 23.3                 | 18.3                 | 21.8                   | 6.9                    | 2.1                    | .6                     | 1.6               | 84 761  |
| 15 to 19 percent   | 115.8  | 4.3                | 2.5                  | 3.5                  | 7.8                  | 31.7                 | 23.2                 | 23.9                   | 11.5                   | 4.3                    | 1.4                    | 1.7               | 87 009  |
| 20 to 24 percent   | 101.8  | 4.3                | 3.5                  | 3.5                  | 2.8                  | 24.6                 | 22.1                 | 23.8                   | 10.3                   | 3.0                    | 1.1                    | 2.8               | 91 026  |
| 25 to 29 percent   | 67.3   | 2.3                | .8                   | 2.7                  | 4.0                  | 14.4                 | 14.0                 | 15.1                   | 6.9                    | 4.6                    | 1.1                    | 1.5               | 93 622  |
| 30 to 34 percent   | 37.6   | 1.2                | .9                   | 1.5                  | 3.0                  | 8.8                  | 8.2                  | 6.8                    | 3.6                    | 1.0                    | 1.1                    | 1.4               | 88 038  |
| 35 to 39 percent   | 25.1   | 1.6                | .3                   | .9                   | 1.0                  | 6.2                  | 4.2                  | 6.2                    | 2.1                    | 1.1                    | .6                     | .8                | 92 220  |
| 40 to 49 percent   | 23.7   | 2.1                | .9                   | 1.2                  | 1.6                  | 5.6                  | 3.5                  | 4.3                    | 2.8                    | .8                     | -                      | .9                | 82 652  |
| 50 to 59 percent   | 11.2   | -                  | .5                   | .7                   | 1.2                  | 2.1                  | .7                   | 3.7                    | 1.0                    | .6                     | -                      | .6                | 105 107 |
| 60 to 69 percent   | 5.4    | -                  | -                    | .6                   | .6                   | .6                   | 1.7                  | 1.0                    | .3                     | -                      | .3                     | .3                | ...     |
| 70 to 99 percent   | 8.2    | -                  | .3                   | -                    | .7                   | 2.0                  | .2                   | 3.7                    | .3                     | .3                     | -                      | .7                | 112 785 |
| 100 or more percent <sup>2</sup>   | 8.9    | -                  | -                    | .2                   | .3                   | 2.1                  | 1.7                  | 1.6                    | 1.6                    | .3                     | -                      | 1.1               | 104 589 |
| Zero or negative income  | 4.4    | .7                 | .3                   | .4                   | .5                   | .4                   | .3                   | 1.1                    | .2                     | -                      | .4                     | -                 | ...     |
| No cash rent   | ...    | ...                | ...                  | ...                  | ...                  | ...                  | ...                  | ...                    | ...                    | ...                    | ...                    | ...               | ...     |
| Mortgage payment not reported  | 73.7   | 4.5                | 1.2                  | 3.1                  | 4.6                  | 16.3                 | 12.5                 | 15.2                   | 9.1                    | 2.3                    | 1.3                    | 3.6               | 91 407  |
| Median (excluding 3 previous lines)  | 19     | 13                 | 20                   | 21                   | 17                   | 19                   | 20                   | 20                     | 20                     | 22                     | 22                     | 24                | ...     |
| Median (excluding 4 lines before medians)                                  | 19     | 13                 | 20                   | 21                   | 17                   | 19                   | 20                   | 20                     | 20                     | 22                     | 22                     | 23                | ...     |
| <b>Monthly Payment for Principal and Interest</b>                          |        |                    |                      |                      |                      |                      |                      |                        |                        |                        |                        |                   |         |
| Less than \$100  | 9.7    | 1.9                | .3                   | .3                   | 2.7                  | 2.5                  | .5                   | 1.5                    | -                      | -                      | -                      | -                 | 58 703  |
| \$100 to \$199   | 31.8   | 2.0                | .9                   | 2.3                  | 4.9                  | 9.0                  | 6.1                  | 4.2                    | 1.9                    | .3                     | -                      | .2                | 72 899  |
| \$200 to \$249   | 21.3   | 1.4                | .2                   | 2.0                  | 3.0                  | 6.2                  | 3.2                  | 4.2                    | 1.1                    | -                      | -                      | -                 | 73 137  |
| \$250 to \$299   | 22.4   | 2.7                | .6                   | 1.6                  | 1.1                  | 7.8                  | 2.9                  | 4.1                    | .6                     | 1.1                    | -                      | -                 | 73 429  |
| \$300 to \$349   | 22.0   | 1.3                | 1.3                  | 1.4                  | 1.7                  | 7.7                  | 2.5                  | 5.0                    | 1.1                    | .3                     | -                      | -                 | 74 182  |
| \$350 to \$399   | 18.8   | 1.1                | .3                   | 1.4                  | 2.1                  | 5.6                  | 2.9                  | 3.8                    | .9                     | -                      | .3                     | .4                | 76 227  |
| \$400 to \$449   | 17.9   | -                  | .2                   | .8                   | 3.2                  | 9.0                  | 2.1                  | 2.1                    | .3                     | -                      | -                      | .3                | 70 688  |
| \$450 to \$499   | 24.0   | -                  | .7                   | 1.1                  | 2.3                  | 10.6                 | 3.9                  | 4.5                    | .6                     | .3                     | -                      | -                 | 74 938  |
| \$500 to \$599   | 63.4   | 1.1                | .7                   | .2                   | 2.8                  | 28.9                 | 17.0                 | 9.4                    | 2.2                    | .3                     | -                      | .7                | 78 579  |
| \$600 to \$699   | 60.4   | .3                 | -                    | -                    | 2.1                  | 18.4                 | 22.9                 | 12.5                   | 4.2                    | -                      | -                      | -                 | 88 264  |
| \$700 to \$799   | 43.3   | .7                 | -                    | -                    | .9                   | 4.5                  | 16.8                 | 15.9                   | 2.3                    | 2.0                    | .3                     | -                 | 88 511  |
| \$800 to \$999   | 50.6   | .3                 | -                    | -                    | -                    | 2.2                  | 8.2                  | 27.0                   | 10.5                   | 1.7                    | .3                     | .3                | 126 957 |
| \$1,000 to \$1,249   | 30.2   | -                  | -                    | .2                   | .3                   | .3                   | 1.6                  | 9.5                    | 12.1                   | 3.0                    | 1.8                    | 1.3               | 163 058 |
| \$1,250 to \$1,499   | 11.7   | .5                 | -                    | .3                   | -                    | -                    | .3                   | 1.6                    | 4.3                    | 3.0                    | .9                     | .8                | 186 628 |
| \$1,500 or more  | 17.2   | -                  | .4                   | -                    | -                    | -                    | .6                   | .6                     | 4.0                    | 3.3                    | 2.1                    | 6.2               | 246 051 |
| Not reported   | 73.7   | 4.5                | 1.2                  | 3.1                  | 4.6                  | 16.3                 | 12.5                 | 15.2                   | 9.1                    | 2.3                    | 1.3                    | 3.6               | 91 407  |
| Median   | 586    | 275                | ...                  | 289                  | 354                  | 491                  | 620                  | 710                    | 948                    | 1 139                  | 1 289                  | 1500+             | ...     |
| <b>Average Monthly Cost Paid for Real Estate Taxes</b>                     |        |                    |                      |                      |                      |                      |                      |                        |                        |                        |                        |                   |         |
| Less than \$25   | 92.6   | 29.9               | 8.4                  | 8.7                  | 12.7                 | 14.9                 | 10.3                 | 3.4                    | 2.4                    | .9                     | .3                     | .7                | 49 150  |
| \$25 to \$49   | 112.3  | 7.1                | 3.4                  | 8.7                  | 17.3                 | 49.6                 | 10.8                 | 11.4                   | 1.5                    | 1.1                    | 1.5                    | -                 | 67 968  |
| \$50 to \$74   | 151.8  | .6                 | 2.9                  | 5.8                  | 10.1                 | 65.7                 | 43.8                 | 17.9                   | 3.8                    | .3                     | .3                     | .6                | 77 217  |
| \$75 to \$99   | 110.1  | .5                 | .2                   | 1.2                  | 2.6                  | 25.5                 | 38.5                 | 35.2                   | 3.9                    | 2.0                    | .2                     | .2                | 92 990  |
| \$100 to \$149   | 115.1  | 2.1                | .6                   | .6                   | 2.0                  | 6.2                  | 18.7                 | 62.0                   | 16.6                   | 5.0                    | .6                     | .5                | 122 015 |
| \$150 to \$199   | 52.6   | -                  | -                    | -                    | .3                   | .7                   | 2.1                  | 16.0                   | 23.9                   | 5.9                    | 1.5                    | 2.2               | 165 002 |
| \$200 or more  | 56.7   | 2.4                | .6                   | -                    | .4                   | 2.4                  | 1.9                  | 5.6                    | 15.0                   | 8.2                    | 4.7                    | 15.5              | 200 446 |
| Median   | 73     | 25-                | 25-                  | 36                   | 39                   | 57                   | 74                   | 106                    | 161                    | 170                    | 200+                   | 200+              | ...     |
| <b>Purchase Price</b>  |        |                    |                      |                      |                      |                      |                      |                        |                        |                        |                        |                   |         |
| Home purchased or built  | 658.9  | 36.8               | 14.3                 | 23.1                 | 41.6                 | 157.5                | 122.3                | 147.5                  | 64.8                   | 23.2                   | 6.4                    | 19.1              | 89 151  |
| Less than \$10,000   | 31.9   | 12.4               | 2.4                  | 2.2                  | 2.2                  | 6.5                  | 2.8                  | 1.7                    | .7                     | -                      | .3                     | .6                | 45 114  |
| \$10,000 to \$19,999   | 67.8   | 14.0               | 3.9                  | 6.7                  | 9.2                  | 15.2                 | 7.1                  | 7.2                    | 3.5                    | .7                     | -                      | .3                | 60 113  |
| \$20,000 to \$29,999   | 44.2   | 2.5                | 2.0                  | 4.8                  | 5.5                  | 12.4                 | 6.2                  | 7.5                    | 1.6                    | 1.3                    | .3                     | -                 | 71 714  |
| \$30,000 to \$39,999   | 56.3   | 1.2                | 2.8                  | 3.0                  | 6.7                  | 18.9                 | 10.0                 | 9.7                    | 2.4                    | 1.3                    | -                      | .3                | 75 382  |
| \$40,000 to \$49,999   | 45.5   | .3                 | .3                   | 1.7                  | 4.2                  | 15.9                 | 12.1                 | 8.4                    | 1.3                    | .5                     | .2                     | .3                | 80 420  |
| \$50,000 to \$59,999   | 46.1   | .5                 | -                    | .3                   | 7.4                  | 20.7                 | 6.9                  | 7.4                    | 2.0                    | .6                     | -                      | .3                | 74 356  |
| \$60,000 to \$69,999   | 65.4   | .2                 | -                    | .2                   | 1.1                  | 35.9                 | 13.1                 | 10.0                   | 2.9                    | 1.4                    | -                      | .5                | 77 353  |
| \$70,000 to \$79,999   | 55.0   | .6                 | -                    | -                    | .8                   | 14.2                 | 26.7                 | 6.7                    | 4.2                    | .3                     | .3                     | 1.2               | 88 902  |
| \$80,000 to \$99,999   | 64.9   | .3                 | -                    | -                    | -                    | 2.5                  | 28.4                 | 28.7                   | 2.9                    | 1.5                    | -                      | .6                | 102 288 |
| \$100,000 to \$119,999   | 35.2   | .2                 | -                    | -                    | -                    | .3                   | -                    | 28.6                   | 4.2                    | 1.0                    | .3                     | .5                | 129 747 |
| \$120,000 to \$149,999   | 35.3   | 1.1                | -                    | -                    | -                    | -                    | .3                   | 16.6                   | 13.5                   | 3.1                    | .5                     | .3                | 149 090 |
| \$150,000 to \$199,999   | 26.9   | -                  | -                    | -                    | -                    | -                    | -                    | .3                     | 18.1                   | 5.8                    | 1.8                    | 1.1               | 186 268 |
| \$200,000 to \$249,999   | 8.9    | -                  | -                    | -                    | -                    | .3                   | -                    | -                      | .7                     | 3.1                    | 2.1                    | 2.6               | 257 293 |
| \$250,000 to \$299,999   | 3.9    | -                  | -                    | -                    | -                    | -                    | -                    | -                      | -                      | -                      | 1.7                    | 2.2               | ...     |
| \$300,000 or more  | 6.5    | -                  | .4                   | .5                   | -                    | -                    | .2                   | -                      | 1.1                    | -                      | -                      | 4.2               | ...     |
| Not reported   | 65.2   | 3.4                | 2.5                  | 3.7                  | 4.6                  | 14.7                 | 8.4                  | 14.7                   | 5.6                    | 2.8                    | .9                     | 4.0               | 88 776  |
| Median   | 60 786 | 13 072             | 18 844               | 21 761               | 32 492               | 51 207               | 68 969               | 85 473                 | 128 442                | 135 741                | 200 825                | 227 845           | ...     |
| Received as inheritance or gift  | 13.5   | 3.4                | 1.3                  | .5                   | 1.0                  | 3.3                  | 1.8                  | 1.6                    | .3                     | -                      | -                      | .3                | 63 721  |
| Not reported   | 18.7   | 2.6                | .5                   | 1.3                  | 2.6                  | 4.1                  | 2.1                  | 2.3                    | 1.9                    | .3                     | .8                     | .3                | 71 777  |

<sup>1</sup>For mobile home, oldest category is 1939 or earlier.

<sup>2</sup>May reflect a temporary situation, living off savings, or response error.

<sup>3</sup>Beginning with 1989 this item uses current income in its calculation. See appendix A.

Table 4-1. Introductory Characteristics - Renter Occupied Units

[Numbers in thousands. For meaning of symbols, see text.]

| Characteristics                                | Total occupied units | Housing unit characteristics |              |                   |             | Household characteristics |             |               |                    |                     | Selected subareas <sup>1</sup> |             |             |
|--|----------------------|------------------------------|--------------|-------------------|-------------|---------------------------|-------------|---------------|--------------------|---------------------|--------------------------------|-------------|-------------|
|  |                      | New construction 4 yrs       | Mobile homes | Physical problems |             | Black                     | Hispanic    | Elderly (65+) | Moved in past year | Below poverty level | Area one                       | Area two    | Area three  |
|  |                      |                              |              | Severe            | Moderate    |                           |             |               |                    |                     |                                |             |             |
| <b>Total</b> .....                             | <b>388.7</b>         | <b>39.9</b>                  | <b>11.4</b>  | <b>7.5</b>        | <b>21.0</b> | <b>147.7</b>              | <b>9.1</b>  | <b>33.7</b>   | <b>180.4</b>       | <b>77.6</b>         | <b>90.2</b>                    | <b>78.5</b> | <b>67.7</b> |
| <b>Tenure</b>                                  |                      |                              |              |                   |             |                           |             |               |                    |                     |                                |             |             |
| Owner occupied.....                            | ...                  | ...                          | ...          | ...               | ...         | ...                       | ...         | ...           | ...                | ...                 | ...                            | ...         | ...         |
| Percent of all occupied.....                   | ...                  | ...                          | ...          | ...               | ...         | ...                       | ...         | ...           | ...                | ...                 | ...                            | ...         | ...         |
| Renter occupied.....                           | 388.7                | 39.9                         | 11.4         | 7.5               | 21.0        | 147.7                     | 9.1         | 33.7          | 180.4              | 77.6                | 90.2                           | 78.5        | 67.7        |
| <b>Race and Origin</b>                         |                      |                              |              |                   |             |                           |             |               |                    |                     |                                |             |             |
| White.....                                     | 232.7                | 32.7                         | 11.4         | 2.5               | 8.9         | -                         | 7.1         | 24.2          | 112.2              | 27.2                | 29.4                           | 44.2        | 52.2        |
| Non-Hispanic.....                              | 225.6                | 32.4                         | 11.0         | 2.5               | 8.6         | -                         | -           | 24.2          | 107.5              | 26.7                | 28.5                           | 42.8        | 50.6        |
| Hispanic.....                                  | 7.1                  | .3                           | .4           | -                 | .3          | -                         | 7.1         | -             | 4.6                | .5                  | .9                             | 1.4         | 1.6         |
| Black.....                                     | 147.7                | 6.2                          | -            | 5.0               | 12.1        | 147.7                     | .9          | 9.6           | 63.1               | 49.2                | 59.9                           | 32.1        | 13.9        |
| Other.....                                     | 6.3                  | 1.1                          | -            | -                 | -           | -                         | 1.1         | -             | 5.1                | 1.2                 | .8                             | 2.2         | 1.6         |
| Total Hispanic.....                            | 9.1                  | .5                           | .4           | -                 | .3          | .9                        | 9.1         | -             | 5.4                | .5                  | 1.4                            | 1.7         | 2.3         |
| <b>Units in Structure</b>                      |                      |                              |              |                   |             |                           |             |               |                    |                     |                                |             |             |
| 1, detached.....                               | 88.9                 | 3.3                          | ...          | 2.5               | 8.9         | 24.3                      | .9          | 8.1           | 31.6               | 14.9                | 14.2                           | 15.7        | 15.0        |
| 1, attached.....                               | 11.1                 | .8                           | ...          | -                 | .7          | 5.0                       | .8          | 2.2           | 6.2                | 2.6                 | 1.4                            | 1.4         | 3.4         |
| 2 to 4.....                                    | 62.8                 | 2.4                          | ...          | .5                | 4.1         | 28.8                      | 1.4         | 6.6           | 28.4               | 15.7                | 17.5                           | 11.6        | 8.6         |
| 5 to 9.....                                    | 76.3                 | 5.9                          | ...          | 3.0               | 3.6         | 39.3                      | 2.1         | 4.9           | 38.3               | 18.1                | 20.1                           | 22.1        | 12.7        |
| 10 to 19.....                                  | 84.8                 | 13.0                         | ...          | 1.6               | 1.9         | 37.4                      | 2.2         | 3.6           | 42.6               | 17.2                | 20.8                           | 14.3        | 19.1        |
| 20 to 49.....                                  | 37.6                 | 11.0                         | ...          | -                 | .8          | 10.2                      | 1.0         | .7            | 21.0               | 2.7                 | 4.8                            | 9.7         | 9.8         |
| 50 or more.....                                | 15.8                 | 3.0                          | ...          | -                 | .8          | 4.7                       | .2          | 8.1           | 5.9                | 4.5                 | 10.9                           | 2.9         | .5          |
| Mobile home or trailer.....                    | 11.4                 | .7                           | 11.4         | -                 | -           | -                         | .4          | 1.5           | 8.3                | 2.0                 | .7                             | .6          | .7          |
| <b>Cooperatives and Condominiums</b>           |                      |                              |              |                   |             |                           |             |               |                    |                     |                                |             |             |
| Cooperatives.....                              | -                    | -                            | -            | -                 | -           | -                         | -           | -             | -                  | -                   | -                              | -           | -           |
| Condominiums.....                              | 7.6                  | .3                           | -            | -                 | .2          | 2.3                       | -           | .7            | 4.2                | 2.0                 | 1.0                            | 1.4         | 2.7         |
| <b>Year Structure Built<sup>2</sup></b>        |                      |                              |              |                   |             |                           |             |               |                    |                     |                                |             |             |
| 1990 to 1994.....                              | 14.5                 | 14.5                         | -            | -                 | -           | 3.1                       | -           | .5            | 12.5               | 1.4                 | 3.6                            | 2.2         | 2.8         |
| 1985 to 1989.....                              | 67.0                 | 25.4                         | 2.6          | .3                | .5          | 11.4                      | 1.9         | 4.4           | 36.9               | 3.6                 | 3.5                            | 10.4        | 12.9        |
| 1980 to 1984.....                              | 39.1                 | ...                          | 1.0          | .4                | 1.1         | 9.0                       | .7          | 3.6           | 18.1               | 4.8                 | 2.8                            | 9.1         | 9.3         |
| 1975 to 1979.....                              | 28.3                 | ...                          | 3.1          | -                 | -           | 8.1                       | .5          | 1.3           | 13.7               | 5.9                 | 1.4                            | 8.0         | 7.9         |
| 1970 to 1974.....                              | 68.0                 | ...                          | 1.4          | .4                | 3.8         | 36.6                      | 2.2         | 3.5           | 31.3               | 14.3                | 11.7                           | 13.3        | 14.8        |
| 1960 to 1969.....                              | 90.0                 | ...                          | 3.4          | 2.9               | 4.6         | 42.9                      | 2.3         | 9.9           | 33.7               | 23.5                | 27.5                           | 21.0        | 14.7        |
| 1950 to 1959.....                              | 34.9                 | ...                          | -            | 1.5               | 3.2         | 17.0                      | .2          | 3.8           | 16.0               | 11.5                | 14.9                           | 8.5         | 3.3         |
| 1940 to 1949.....                              | 22.3                 | ...                          | -            | .4                | 3.7         | 10.5                      | .5          | 2.7           | 9.2                | 5.9                 | 12.5                           | 3.3         | 1.5         |
| 1930 to 1939.....                              | 13.3                 | ...                          | -            | .2                | 2.3         | 5.2                       | .8          | .9            | 4.7                | 4.2                 | 7.7                            | 1.1         | .6          |
| 1920 to 1929.....                              | 5.5                  | ...                          | -            | .9                | .9          | 2.1                       | -           | .5            | 2.9                | 1.6                 | 2.4                            | .9          | -           |
| 1919 or earlier.....                           | 5.8                  | ...                          | -            | .5                | .8          | 1.8                       | -           | 2.6           | 1.3                | 1.0                 | 2.2                            | .7          | -           |
| <b>Median</b> .....                            | <b>1972</b>          | ...                          | <b>1977</b>  | <b>1961</b>       | <b>1959</b> | <b>1969</b>               | <b>1972</b> | <b>1966</b>   | <b>1974</b>        | <b>1966</b>         | <b>1962</b>                    | <b>1971</b> | <b>1975</b> |
| <b>Statistical Areas</b>                       |                      |                              |              |                   |             |                           |             |               |                    |                     |                                |             |             |
| Current units, in 1970 boundaries of SMSA..... | 338.9                | 34.7                         | 2.7          | 6.3               | 15.5        | 134.2                     | 8.5         | 26.0          | 159.8              | 66.2                | 90.2                           | 78.5        | 67.7        |
| 1970 central city(s).....                      | 90.2                 | 5.7                          | .7           | 4.1               | 5.6         | 59.9                      | 1.4         | 12.3          | 36.8               | 34.5                | 90.2                           | -           | -           |
| 1970 balance of SMSA.....                      | 248.7                | 28.9                         | 2.0          | 2.2               | 9.9         | 74.3                      | 7.1         | 15.7          | 122.9              | 31.7                | -                              | 78.5        | 67.7        |
| Current units, in 1983 boundaries of MSA.....  | 388.7                | 39.9                         | 11.4         | 7.5               | 21.0        | 147.7                     | 9.1         | 33.7          | 180.4              | 77.6                | 90.2                           | 78.5        | 67.7        |
| 1983 central city(s).....                      | 90.2                 | 5.7                          | .7           | 4.1               | 5.6         | 59.9                      | 1.4         | 12.3          | 36.8               | 34.5                | 90.2                           | -           | -           |
| 1983 balance of MSA.....                       | 298.6                | 34.2                         | 10.7         | 3.4               | 15.3        | 87.7                      | 7.8         | 21.4          | 143.6              | 43.1                | -                              | 78.5        | 67.7        |

<sup>1</sup>See back cover for details.<sup>2</sup>For mobile home, oldest category is 1939 or earlier.

Table 4-2. Height and Condition of Building - Renter Occupied Units

(Numbers in thousands. For meaning of symbols, see text.)

| Characteristics   | Total occupied units | Housing unit characteristics |              |                   |             | Household characteristics |            |               |                    |                     | Selected subareas <sup>1</sup> |             |             |
|---|----------------------|------------------------------|--------------|-------------------|-------------|---------------------------|------------|---------------|--------------------|---------------------|--------------------------------|-------------|-------------|
|   |                      | New construction 4 yrs       | Mobile homes | Physical problems |             | Black                     | Hispanic   | Elderly (65+) | Moved in past year | Below poverty level | Area one                       | Area two    | Area three  |
|   |                      |                              |              | Severe            | Moderate    |                           |            |               |                    |                     |                                |             |             |
| <b>Total</b> .....  | <b>388.7</b>         | <b>39.9</b>                  | <b>11.4</b>  | <b>7.5</b>        | <b>21.0</b> | <b>147.7</b>              | <b>9.1</b> | <b>33.7</b>   | <b>180.4</b>       | <b>77.6</b>         | <b>90.2</b>                    | <b>78.5</b> | <b>67.7</b> |
| <b>Stories in Structure</b>                               |                      |                              |              |                   |             |                           |            |               |                    |                     |                                |             |             |
| 1 .....   | 102.5                | 4.2                          | 10.2         | 1.5               | 11.2        | 34.0                      | 2.4        | 14.4          | 40.8               | 22.7                | 19.8                           | 15.8        | 13.9        |
| 2 .....   | 177.8                | 10.4                         | .7           | 6.6               | 8.2         | 82.3                      | 4.3        | 8.2           | 83.6               | 37.8                | 45.8                           | 37.8        | 29.7        |
| 3 .....   | 88.8                 | 23.3                         | -            | .5                | 2.2         | 23.1                      | 2.2        | 3.7           | 47.8               | 8.2                 | 9.7                            | 24.1        | 24.4        |
| 4 to 6 .....  | 4.2                  | 1.6                          | -            | -                 | -           | 1.6                       | -          | 1.0           | 2.5                | 1.1                 | 2.1                            | .3          | .3          |
| 7 or more .....   | 10.7                 | 1.3                          | -            | -                 | .3          | 2.7                       | .3         | 6.3           | 2.6                | 3.5                 | 9.2                            | 1.2         | .3          |
| <b>Stories Between Main and Apartment Entrances</b>       |                      |                              |              |                   |             |                           |            |               |                    |                     |                                |             |             |
| Multiunits, 2 or more floors .....                        | 246.8                | 33.7                         | -            | 4.8               | 8.7         | 104.6                     | 5.5        | 18.6          | 123.9              | 49.4                | 65.2                           | 56.1        | 45.4        |
| None (on same floor) .....                                | 126.5                | 14.1                         | -            | 4.1               | 4.3         | 80.4                      | 2.9        | 7.4           | 63.9               | 32.1                | 38.9                           | 28.1        | 18.0        |
| 1 (up or down) .....                                      | 73.1                 | 10.2                         | -            | .4                | 2.6         | 29.7                      | 1.9        | 3.5           | 38.3               | 10.3                | 8.9                            | 11.4        | 20.6        |
| 2 or more (up or down) .....                              | 42.8                 | 9.0                          | -            | .3                | 1.6         | 11.9                      | .4         | 7.1           | 19.4               | 6.6                 | 16.7                           | 15.0        | 5.8         |
| Not reported .....  | 4.3                  | .3                           | -            | -                 | .2          | 2.6                       | .3         | .5            | 2.4                | .4                  | .6                             | 1.6         | 1.1         |
| <b>Common Stairways</b>                                   |                      |                              |              |                   |             |                           |            |               |                    |                     |                                |             |             |
| Multiunits, 2 or more floors .....                        | 246.8                | 33.7                         | -            | 4.8               | 8.7         | 104.6                     | 5.5        | 18.6          | 123.9              | 49.4                | 65.2                           | 56.1        | 45.4        |
| No common stairways .....                                 | 57.2                 | 2.6                          | -            | 2.2               | 2.9         | 29.0                      | .9         | 3.8           | 26.1               | 14.9                | 16.8                           | 10.2        | 8.6         |
| With common stairways .....                               | 187.7                | 31.1                         | -            | 2.6               | 5.8         | 74.4                      | 4.3        | 14.8          | 97.1               | 34.3                | 48.4                           | 44.9        | 35.9        |
| No loose steps .....                                      | 175.7                | 30.1                         | -            | 2.5               | 4.3         | 69.6                      | 3.5        | 13.5          | 91.7               | 32.0                | 45.6                           | 43.2        | 32.1        |
| Railings not loose .....                                  | 163.6                | 29.3                         | -            | 2.2               | 3.7         | 62.3                      | 3.5        | 12.8          | 86.2               | 29.6                | 41.3                           | 40.6        | 30.7        |
| Railings loose .....                                      | 4.4                  | .3                           | -            | .4                | .4          | 2.9                       | -          | .7            | 1.7                | .5                  | 1.0                            | 1.8         | .3          |
| No railings .....   | 5.3                  | -                            | -            | .3                | .2          | 3.8                       | -          | -             | 2.3                | 1.7                 | 3.3                            | .5          | .2          |
| Status of railings not reported .....                     | 2.4                  | .5                           | -            | -                 | -           | .6                        | -          | .2            | 1.5                | .2                  | -                              | .4          | .9          |
| Loose steps .....   | 11.2                 | 1.1                          | -            | 1.3               | 4.3         | 4.3                       | .8         | 1.0           | 5.4                | 1.6                 | 2.6                            | 1.5         | 3.7         |
| Railings not loose .....                                  | 7.8                  | 1.1                          | -            | -                 | -           | 2.8                       | .4         | 1.0           | 3.2                | .9                  | 1.9                            | 1.0         | 2.4         |
| Railings loose .....                                      | 2.7                  | -                            | -            | 1.3               | 1.1         | 1.1                       | .4         | -             | 1.6                | .5                  | .5                             | .5          | 1.0         |
| No railings .....   | .4                   | -                            | -            | -                 | -           | .4                        | -          | -             | .4                 | .2                  | .2                             | -           | .2          |
| Status of railings not reported .....                     | .2                   | -                            | -            | -                 | -           | -                         | -          | -             | .2                 | -                   | -                              | -           | .2          |
| Status of steps not reported .....                        | .9                   | -                            | -            | -                 | .2          | .4                        | -          | .4            | .7                 | .7                  | .2                             | .2          | .2          |
| Status of stairways not reported .....                    | 1.9                  | -                            | -            | -                 | -           | 1.3                       | .3         | -             | .7                 | .2                  | -                              | 1.0         | .9          |
| <b>Light Fixture: In Public Halls</b>                     |                      |                              |              |                   |             |                           |            |               |                    |                     |                                |             |             |
| 2 or more units in structure .....                        | 277.3                | 35.2                         | -            | 5.0               | 11.4        | 118.4                     | 7.0        | 23.9          | 134.3              | 58.2                | 73.8                           | 60.7        | 48.7        |
| No public halls .....                                     | 115.7                | 8.3                          | -            | 1.8               | 6.9         | 57.8                      | 2.3        | 9.3           | 51.3               | 31.9                | 36.2                           | 20.7        | 17.0        |
| No light fixtures in public halls .....                   | .7                   | -                            | -            | -                 | -           | .3                        | -          | .2            | .3                 | -                   | .3                             | .2          | .2          |
| All in working order .....                                | 99.7                 | 20.5                         | -            | 1.2               | 1.9         | 32.8                      | 2.7        | 11.2          | 53.0               | 12.3                | 23.4                           | 24.8        | 16.3        |
| Some in working order .....                               | 3.2                  | -                            | -            | .3                | .2          | 2.5                       | -          | -             | 1.9                | .4                  | 1.0                            | 1.1         | .6          |
| None in working order .....                               | 51.8                 | 5.6                          | -            | 1.8               | 1.9         | 22.6                      | 1.8        | 2.7           | 25.0               | 12.4                | 11.7                           | 12.1        | 12.1        |
| Unable to determine if working .....                      | 6.2                  | .8                           | -            | -                 | .4          | 2.5                       | .3         | .5            | 2.7                | 1.2                 | 1.2                            | 1.8         | 2.5         |
| Not reported .....  |                      |                              |              |                   |             |                           |            |               |                    |                     |                                |             |             |
| <b>Elevator on Floor</b>                                  |                      |                              |              |                   |             |                           |            |               |                    |                     |                                |             |             |
| Multiunits, 2 or more floors .....                        | 246.8                | 33.7                         | -            | 4.8               | 8.7         | 104.6                     | 5.5        | 18.6          | 123.9              | 49.4                | 65.2                           | 56.1        | 45.4        |
| With 1 or more elevators working .....                    | 12.9                 | 2.8                          | -            | -                 | .5          | 2.6                       | .2         | 7.4           | 3.8                | 3.9                 | 9.7                            | 1.6         | .5          |
| With elevator, none in working condition .....            | .2                   | -                            | -            | -                 | -           | -                         | -          | -             | .2                 | -                   | .2                             | -           | -           |
| No elevator .....   | 231.3                | 30.6                         | -            | 4.6               | 8.2         | 100.7                     | 5.0        | 11.2          | 119.0              | 45.5                | 54.9                           | 53.7        | 43.8        |
| Units 3 or more floors from main entrance .....           | 5.3                  | 2.7                          | -            | -                 | -           | 1.5                       | -          | .4            | 2.6                | -                   | 1.2                            | 1.7         | 1.4         |
| <b>Foundation</b>   |                      |                              |              |                   |             |                           |            |               |                    |                     |                                |             |             |
| 1 unit bldg, excl. mobile homes .....                     | 100.0                | 4.0                          | -            | 2.5               | 9.6         | 29.3                      | 1.7        | 6.3           | 37.8               | 17.4                | 15.7                           | 17.2        | 18.4        |
| With basement under all of building .....                 | 16.0                 | 1.1                          | -            | .7                | .8          | 4.3                       | -          | 1.1           | 6.0                | 2.3                 | 2.8                            | 3.2         | 3.2         |
| With basement under part of building .....                | 14.9                 | -                            | -            | .2                | .2          | 4.8                       | -          | 1.5           | 6.0                | 2.8                 | 4.5                            | 4.5         | 1.4         |
| With crawl space .....                                    | 47.2                 | .8                           | -            | 1.4               | 6.3         | 11.8                      | .2         | 4.5           | 14.5               | 7.7                 | 6.3                            | 6.4         | 9.2         |
| On concrete slab .....                                    | 20.9                 | 2.1                          | -            | 2.2               | 6.1         | 8.1                       | 1.5        | 1.2           | 10.7               | 4.4                 | 1.9                            | 2.8         | 4.6         |
| Other .....   | .9                   | -                            | -            | .2                | -           | .2                        | -          | -             | .5                 | .2                  | .2                             | .2          | -           |
| <b>External Building Conditions<sup>2</sup></b>           |                      |                              |              |                   |             |                           |            |               |                    |                     |                                |             |             |
| Sagging roof .....  | 6.1                  | -                            | .6           | 2.2               | 1.2         | 4.0                       | .2         | .3            | 2.8                | 1.8                 | 1.9                            | -           | 1.2         |
| Missing roofing material .....                            | 1.2                  | -                            | -            | .7                | .3          | .7                        | -          | .5            | .3                 | .3                  | .2                             | -           | -           |
| Hole in roof .....  | .2                   | -                            | -            | -                 | -           | -                         | -          | -             | -                  | -                   | -                              | .2          | -           |
| Could not see roof .....                                  | 19.8                 | 1.0                          | -            | 1.5               | 2.2         | 14.1                      | .5         | 3.2           | 6.8                | 9.4                 | 14.6                           | 1.4         | 1.1         |
| Missing bricks, siding, other outside wall material ..... | 5.5                  | -                            | .6           | .3                | 2.0         | 2.4                       | .3         | -             | 2.4                | 1.4                 | 1.5                            | -           | 1.4         |
| Sloping outside walls .....                               | 3.8                  | -                            | -            | 1.9               | .7          | 3.1                       | .2         | -             | 2.0                | 1.8                 | 2.2                            | .2          | .9          |
| Boarded up windows .....                                  | 1.3                  | .1                           | -            | .3                | .3          | 1.3                       | -          | -             | .3                 | 1.0                 | 1.3                            | -           | -           |
| Broken windows .....                                      | 3.0                  | -                            | -            | .9                | .3          | 2.1                       | -          | -             | 1.8                | 1.8                 | 1.8                            | .3          | .5          |
| Bars on windows .....                                     | 7.4                  | -                            | -            | 1.5               | 1.3         | 5.5                       | -          | .3            | 3.6                | 3.0                 | 4.8                            | 1.8         | -           |
| Foundation crumbling or has open crack or hole .....      | 8.9                  | -                            | .6           | 1.6               | 2.4         | 4.3                       | -          | .8            | 4.1                | 3.2                 | 3.0                            | .5          | 1.6         |
| Could not see foundation .....                            | 8.1                  | .6                           | -            | .4                | 1.7         | 6.3                       | .5         | 1.6           | 3.2                | 3.0                 | 6.3                            | .2          | .2          |
| None of the above .....                                   | 334.9                | 39.1                         | 9.2          | 4.2               | 15.1        | 115.8                     | 8.2        | 28.6          | 156.4              | 55.2                | 64.2                           | 74.6        | 62.6        |
| Could not observe or not reported .....                   | 10.6                 | .7                           | 1.0          | -                 | .3          | 3.1                       | .3         | .7            | 4.8                | 2.0                 | .7                             | .9          | 1.4         |
| <b>Site Placement</b>                                     |                      |                              |              |                   |             |                           |            |               |                    |                     |                                |             |             |
| Mobile homes .....  | 11.4                 | .7                           | 11.4         | -                 | -           | -                         | .4         | 1.5           | 6.3                | 2.0                 | .7                             | .6          | .7          |
| First site .....  | 3.2                  | -                            | 3.2          | -                 | -           | -                         | -          | -             | 1.7                | .3                  | -                              | .6          | -           |
| Moved from another site .....                             | 1.7                  | .7                           | 1.7          | -                 | -           | -                         | -          | .7            | 1.7                | -                   | -                              | -           | .7          |
| Don't know .....  | 5.4                  | -                            | 5.4          | -                 | -           | -                         | .4         | .8            | 4.3                | 1.7                 | -                              | -           | -           |
| Not reported .....  | 1.1                  | -                            | 1.1          | -                 | -           | -                         | -          | -             | .7                 | -                   | -                              | -           | -           |
| <b>Previous Occupancy</b>                                 |                      |                              |              |                   |             |                           |            |               |                    |                     |                                |             |             |
| Unit built 1980 or later .....                            | 120.7                | 39.9                         | 3.5          | .7                | 1.6         | 23.5                      | 2.6        | 8.6           | 67.6               | 9.8                 | 9.8                            | 21.7        | 24.9        |
| Not previously occupied .....                             | 17.6                 | 13.9                         | .7           | -                 | -           | 3.0                       | -          | 3.2           | 8.4                | 1.8                 | 4.1                            | 3.1         | 3.1         |
| Not reported .....  | 17.3                 | 4.8                          | .8           | .2                | .6          | 5.1                       | -          | 2.3           | 8.7                | 3.3                 | 3.7                            | 2.5         | 3.8         |

<sup>1</sup>See back cover for details.<sup>2</sup>Figures may not add to total because more than one category may apply to a unit.

**Table 4-3. Size of Unit and Lot - Renter Occupied Units**

[Numbers in thousands. For meaning of symbols, see text.]

| Characteristics                         | Total occupied units | Housing unit characteristics |              |                   |              | Household characteristics |            |               |                    |                     | Selected subareas <sup>1</sup> |              |              |
|---|----------------------|------------------------------|--------------|-------------------|--------------|---------------------------|------------|---------------|--------------------|---------------------|--------------------------------|--------------|--------------|
|   |                      | New construction 4 yrs       | Mobile homes | Physical problems |              | Black                     | Hispanic   | Elderly (65+) | Moved in past year | Below poverty level | Area one                       | Area two     | Area three   |
|   |                      |                              |              | Severe            | Moderate     |                           |            |               |                    |                     |                                |              |              |
| <b>Total</b> .....                      | <b>388.7</b>         | <b>39.9</b>                  | <b>11.4</b>  | <b>7.5</b>        | <b>21.0</b>  | <b>147.7</b>              | <b>9.1</b> | <b>33.7</b>   | <b>180.4</b>       | <b>77.6</b>         | <b>90.2</b>                    | <b>78.5</b>  | <b>67.7</b>  |
| <b>Rooms</b>                            |                      |                              |              |                   |              |                           |            |               |                    |                     |                                |              |              |
| 1 room.....                             | 3.3                  | -                            | -            | 1.1               | .8           | 1.5                       | -          | 1.2           | 1.8                | 1.1                 | 2.4                            | .9           | -            |
| 2 rooms.....                            | 4.7                  | .3                           | -            | .3                | .4           | 1.9                       | -          | .9            | 2.3                | 2.1                 | 3.6                            | .6           | -            |
| 3 rooms.....                            | 60.4                 | 6.8                          | -            | 1.6               | 3.1          | 24.4                      | 1.4        | 8.3           | 29.8               | 16.3                | 19.8                           | 11.8         | 11.7         |
| 4 rooms.....                            | 122.2                | 17.3                         | 5.0          | 1.1               | 7.3          | 49.3                      | 4.0        | 11.6          | 59.7               | 25.7                | 28.7                           | 23.0         | 18.5         |
| 5 rooms.....                            | 114.7                | 8.8                          | 4.5          | 2.5               | 5.1          | 43.3                      | 2.4        | 7.5           | 52.1               | 17.1                | 22.5                           | 24.2         | 22.5         |
| 6 rooms.....                            | 54.6                 | 5.3                          | 1.0          | .9                | 3.7          | 19.8                      | 1.0        | 2.7           | 23.2               | 12.0                | 8.7                            | 11.1         | 10.5         |
| 7 rooms.....                            | 17.5                 | .8                           | -            | -                 | .3           | 6.2                       | -          | 1.2           | 6.4                | 2.5                 | 2.7                            | 4.3          | 2.7          |
| 8 rooms.....                            | 5.5                  | -                            | -            | -                 | .2           | .7                        | .4         | -             | 2.3                | -                   | .6                             | 1.8          | .9           |
| 9 rooms.....                            | 4.2                  | .6                           | .3           | -                 | -            | .2                        | -          | -             | 2.2                | .5                  | .3                             | .7           | .6           |
| 10 rooms or more.....                   | 1.8                  | -                            | -            | -                 | -            | .3                        | -          | -             | .5                 | .2                  | -                              | -            | .3           |
| <b>Median</b> .....                     | <b>4.5</b>           | <b>4.2</b>                   | <b>4.6</b>   | <b>4.2</b>        | <b>4.3</b>   | <b>4.4</b>                | <b>4.3</b> | <b>4.1</b>    | <b>4.4</b>         | <b>4.2</b>          | <b>4.2</b>                     | <b>4.6</b>   | <b>4.7</b>   |
| <b>Bedrooms</b>                         |                      |                              |              |                   |              |                           |            |               |                    |                     |                                |              |              |
| None.....                               | 6.8                  | .3                           | -            | 1.4               | 1.1          | 2.6                       | -          | 2.2           | 3.7                | 3.3                 | 4.5                            | 1.5          | -            |
| 1.....                                  | 92.7                 | 15.4                         | -            | 2.1               | 4.9          | 35.2                      | 2.1        | 10.9          | 46.9               | 18.3                | 27.9                           | 19.5         | 17.0         |
| 2.....                                  | 188.4                | 17.8                         | 7.4          | 2.5               | 8.8          | 72.9                      | 5.0        | 14.9          | 87.8               | 34.8                | 38.8                           | 38.4         | 35.0         |
| 3.....                                  | 82.0                 | 5.7                          | 3.5          | 1.2               | 5.2          | 29.2                      | 1.7        | 5.3           | 34.4               | 16.7                | 13.7                           | 15.7         | 13.7         |
| 4 or more.....                          | 18.7                 | .8                           | .5           | .2                | 1.0          | 7.7                       | .4         | .4            | 7.6                | 4.5                 | 5.1                            | 3.3          | 2.0          |
| <b>Median</b> .....                     | <b>2.0</b>           | <b>1.7</b>                   | <b>2.3</b>   | <b>1.6</b>        | <b>2.0</b>   | <b>2.0</b>                | <b>2.0</b> | <b>1.8</b>    | <b>2.0</b>         | <b>2.0</b>          | <b>1.8</b>                     | <b>2.0</b>   | <b>2.0</b>   |
| <b>Complete Bathrooms</b>               |                      |                              |              |                   |              |                           |            |               |                    |                     |                                |              |              |
| None.....                               | 4.0                  | .3                           | -            | 2.4               | .2           | 2.0                       | -          | .2            | 2.2                | 1.7                 | 1.3                            | 1.2          | .2           |
| 1 and one-half.....                     | 218.6                | 18.6                         | 7.5          | 3.5               | 16.4         | 98.6                      | 4.9        | 25.4          | 99.4               | 57.8                | 72.5                           | 39.5         | 30.0         |
| 2 or more.....                          | 44.7                 | 1.6                          | 1.6          | .9                | 2.2          | 17.8                      | 1.4        | 2.9           | 21.3               | 10.1                | 6.8                            | 9.8          | 7.3          |
| <b>Median</b> .....                     | <b>121.5</b>         | <b>19.4</b>                  | <b>2.3</b>   | <b>.7</b>         | <b>2.2</b>   | <b>29.5</b>               | <b>2.9</b> | <b>5.2</b>    | <b>57.5</b>        | <b>8.0</b>          | <b>9.5</b>                     | <b>27.9</b>  | <b>30.2</b>  |
| <b>Square Footage of Unit</b>           |                      |                              |              |                   |              |                           |            |               |                    |                     |                                |              |              |
| Single detached and mobile homes        |                      |                              |              |                   |              |                           |            |               |                    |                     |                                |              |              |
| Less than 500.....                      | 99.6                 | 3.9                          | 10.7         | 2.5               | 8.9          | 24.3                      | 1.3        | 9.6           | 39.2               | 16.8                | 14.2                           | 16.3         | 15.7         |
| 500 to 749.....                         | 2.9                  | -                            | .6           | .6                | .6           | 1.5                       | -          | .6            | 1.5                | 1.0                 | .8                             | .4           | -            |
| 750 to 999.....                         | 7.2                  | -                            | 4.1          | .2                | .4           | 1.8                       | .4         | -             | 3.8                | 2.0                 | 5                              | 1.4          | -            |
| 1,000 to 1,499.....                     | 10.5                 | .3                           | 3.0          | .2                | 1.3          | 2.3                       | .2         | 1.9           | 6.1                | 1.2                 | 1.7                            | 1.4          | .8           |
| 1,500 to 1,999.....                     | 26.5                 | 1.4                          | 2.4          | .2                | 3.5          | 6.2                       | -          | 1.4           | 8.7                | 4.4                 | 2.5                            | 2.7          | 4.7          |
| 2,000 to 2,499.....                     | 19.8                 | 1.4                          | -            | -                 | 1.2          | 3.8                       | .9         | 2.0           | 5.9                | 3.2                 | 1.6                            | 3.8          | 3.5          |
| 2,500 to 2,999.....                     | 7.1                  | -                            | -            | .2                | .2           | .8                        | -          | .3            | 3.8                | .5                  | .5                             | 1.6          | 1.4          |
| 3,000 to 3,999.....                     | 4.6                  | .3                           | -            | -                 | -            | .6                        | .4         | .3            | 2.8                | .5                  | .9                             | .3           | 1.6          |
| 4,000 or more.....                      | 2.9                  | .3                           | -            | -                 | -            | -                         | -          | -             | .9                 | .3                  | -                              | .5           | 1.1          |
| Not reported (includes don't know)..... | 3.8                  | .3                           | -            | -                 | -            | .4                        | -          | .3            | 2.1                | 1.0                 | 1.0                            | .6           | .7           |
| <b>Median</b> .....                     | <b>14.4</b>          | <b>.5</b>                    | <b>1.0</b>   | <b>1.6</b>        | <b>7.1</b>   | <b>1.7</b>                | <b>1.3</b> | <b>2.7</b>    | <b>3.6</b>         | <b>2.7</b>          | <b>4.7</b>                     | <b>3.5</b>   | <b>1.8</b>   |
| <b>Median</b> .....                     | <b>1 416</b>         | <b>...</b>                   | <b>780</b>   | <b>...</b>        | <b>1 182</b> | <b>1 257</b>              | <b>...</b> | <b>1 328</b>  | <b>1 374</b>       | <b>1 317</b>        | <b>1 355</b>                   | <b>1 563</b> | <b>1 698</b> |
| <b>Lot Size</b>                         |                      |                              |              |                   |              |                           |            |               |                    |                     |                                |              |              |
| Less than one-eighth acre.....          | 4.2                  | -                            | 1.8          | .3                | .2           | .9                        | .3         | .3            | 2.2                | 1.1                 | -                              | 1.2          | .3           |
| One-eighth up to one-quarter acre.....  | 5.7                  | 1.3                          | .6           | -                 | 1.1          | 2.4                       | .2         | .2            | 2.4                | .6                  | .3                             | 1.1          | 1.1          |
| One-quarter up to one-half acre.....    | 17.1                 | .6                           | 1.2          | -                 | 1.6          | 3.4                       | -          | 1.0           | 6.0                | 1.4                 | 2.1                            | 5.2          | 2.6          |
| One-half up to one acre.....            | 21.1                 | .8                           | -            | -                 | 1.3          | 2.1                       | .4         | 1.4           | 7.4                | 3.5                 | .2                             | 4.6          | 5.8          |
| 1 to 4 acres.....                       | 13.2                 | .3                           | 1.0          | 1.0               | .9           | 1.8                       | -          | .3            | 5.6                | 1.3                 | 1.2                            | .3           | 1.2          |
| 5 to 9 acres.....                       | 1.7                  | -                            | -            | -                 | .3           | -                         | -          | -             | 1.4                | -                   | -                              | -            | .6           |
| 10 acres or more.....                   | 3.1                  | .6                           | -            | -                 | .4           | -                         | -          | -             | 1.7                | .4                  | -                              | -            | .3           |
| Don't know.....                         | 39.8                 | 1.2                          | 5.5          | 1.2               | 3.5          | 16.7                      | 1.3        | 6.4           | 17.1               | 10.4                | 11.0                           | 4.0          | 6.3          |
| Not reported.....                       | 5.0                  | -                            | .5           | .4                | 1.9          | -                         | -          | .2            | 1.8                | .7                  | .9                             | 1.3          | 1.1          |
| <b>Median</b> .....                     | <b>.84</b>           | <b>...</b>                   | <b>.23</b>   | <b>...</b>        | <b>.49</b>   | <b>.40</b>                | <b>...</b> | <b>.54</b>    | <b>.69</b>         | <b>.65</b>          | <b>.45</b>                     | <b>.44</b>   | <b>.67</b>   |
| <b>Persons Per Room</b>                 |                      |                              |              |                   |              |                           |            |               |                    |                     |                                |              |              |
| 0.50 or less.....                       | 253.6                | 33.2                         | 7.5          | 3.9               | 10.7         | 78.9                      | 4.3        | 29.0          | 115.7              | 39.8                | 54.1                           | 53.1         | 46.0         |
| 0.51 to 1.00.....                       | 123.9                | 6.7                          | 3.9          | 2.9               | 8.5          | 63.0                      | 4.1        | 4.3           | 59.7               | 33.0                | 33.1                           | 23.1         | 20.4         |
| 1.01 to 1.50.....                       | 10.0                 | -                            | -            | .4                | 1.8          | 5.0                       | .7         | .4            | 4.6                | 3.6                 | 2.5                            | 2.0          | 1.3          |
| 1.51 or more.....                       | 1.2                  | -                            | -            | .3                | -            | .8                        | -          | -             | .5                 | 1.2                 | .5                             | .2           | -            |
| <b>Square Feet Per Person</b>           |                      |                              |              |                   |              |                           |            |               |                    |                     |                                |              |              |
| Single detached and mobile homes        |                      |                              |              |                   |              |                           |            |               |                    |                     |                                |              |              |
| Less than 200.....                      | 99.6                 | 3.9                          | 10.7         | 2.5               | 8.9          | 24.3                      | 1.3        | 9.6           | 39.2               | 16.8                | 14.2                           | 16.3         | 15.7         |
| 200 to 299.....                         | 6.0                  | -                            | 1.6          | .7                | .9           | 2.7                       | .4         | .3            | 2.8                | 2.6                 | .9                             | .2           | .2           |
| 300 to 399.....                         | 8.2                  | -                            | .7           | -                 | 1.6          | 2.2                       | .3         | .3            | 2.3                | 1.1                 | .6                             | 1.2          | 1.0          |
| 400 to 499.....                         | 15.8                 | 1.1                          | 3.0          | -                 | 1.4          | 4.2                       | .3         | 1.0           | 7.1                | 1.6                 | 1.0                            | 2.5          | 1.8          |
| 500 to 599.....                         | 10.6                 | .8                           | .3           | .3                | 1.4          | 3.1                       | -          | .5            | 4.3                | 1.6                 | 2.1                            | 1.0          | 1.3          |
| 600 to 699.....                         | 7.0                  | 1.2                          | .7           | -                 | 1.5          | -                         | -          | .9            | 3.2                | .6                  | .8                             | 2.2          | 1.7          |
| 700 to 799.....                         | 9.8                  | .9                           | -            | -                 | 1.2          | -                         | -          | .5            | 4.3                | .9                  | 1.4                            | .3           | 1.4          |
| 800 to 899.....                         | 6.1                  | .2                           | 1.8          | -                 | .5           | .5                        | .4         | .6            | 2.4                | .2                  | .5                             | .8           | 1.2          |
| 900 to 999.....                         | 3.2                  | -                            | -            | -                 | .6           | -                         | -          | .8            | 1.9                | .2                  | -                              | .7           | 1.1          |
| 1,000 to 1,499.....                     | 2.8                  | .3                           | -            | .2                | .3           | .5                        | -          | .5            | .9                 | .2                  | .4                             | .3           | .7           |
| 1,500 or more.....                      | 7.3                  | .6                           | .8           | -                 | .7           | .5                        | -          | .8            | 2.8                | 1.9                 | .9                             | 1.2          | 1.5          |
| Not reported.....                       | 8.3                  | .3                           | -            | -                 | .6           | .7                        | -          | .8            | 3.5                | .9                  | .9                             | 2.4          | 1.8          |
| <b>Median</b> .....                     | <b>14.4</b>          | <b>.5</b>                    | <b>1.0</b>   | <b>1.6</b>        | <b>7.1</b>   | <b>1.7</b>                | <b>1.3</b> | <b>2.7</b>    | <b>3.6</b>         | <b>2.7</b>          | <b>4.7</b>                     | <b>3.5</b>   | <b>1.8</b>   |
| <b>Median</b> .....                     | <b>528</b>           | <b>...</b>                   | <b>393</b>   | <b>...</b>        | <b>380</b>   | <b>388</b>                | <b>...</b> | <b>674</b>    | <b>541</b>         | <b>517</b>          | <b>521</b>                     | <b>566</b>   | <b>660</b>   |

<sup>1</sup>See back cover for details.

Table 4-4. Selected Equipment and Plumbing - Renter Occupied Units

[Numbers in thousands. For meaning of symbols, see text.]

| Characteristics  | Total occupied units | Housing unit characteristics |              |                   |             | Household characteristics |            |               |                    |                     | Selected subareas <sup>1</sup> |             |             |
|--|----------------------|------------------------------|--------------|-------------------|-------------|---------------------------|------------|---------------|--------------------|---------------------|--------------------------------|-------------|-------------|
|  |                      | New construction 4 yrs       | Mobile homes | Physical problems |             | Black                     | Hispanic   | Elderly (65+) | Moved in past year | Below poverty level | Area one                       | Area two    | Area three  |
|  |                      |                              |              | Severe            | Moderate    |                           |            |               |                    |                     |                                |             |             |
| <b>Total</b>   | <b>388.7</b>         | <b>39.9</b>                  | <b>11.4</b>  | <b>7.5</b>        | <b>21.0</b> | <b>147.7</b>              | <b>9.1</b> | <b>33.7</b>   | <b>180.4</b>       | <b>77.8</b>         | <b>90.2</b>                    | <b>78.5</b> | <b>87.7</b> |
| <b>Equipment<sup>2</sup></b>                               |                      |                              |              |                   |             |                           |            |               |                    |                     |                                |             |             |
| Lacking complete kitchen facilities                        | 3.7                  | -                            | -            | 1.7               | 2.1         | 1.9                       | -          | 1.0           | 2.4                | 1.5                 | 1.9                            | .8          | .4          |
| With complete kitchen (sink, refrigerator and burners)     | 385.0                | 39.9                         | 11.4         | 5.9               | 18.9        | 145.8                     | 9.1        | 32.7          | 178.0              | 76.1                | 88.3                           | 77.8        | 67.3        |
| Kitchen sink   | 379.9                | 39.9                         | 11.4         | 7.5               | 19.9        | 148.0                     | 8.8        | 31.7          | 176.3              | 75.5                | 87.8                           | 75.5        | 65.9        |
| Refrigerator   | 386.2                | 39.9                         | 11.4         | 5.9               | 20.1        | 146.2                     | 9.1        | 33.3          | 178.6              | 76.3                | 88.5                           | 78.2        | 67.7        |
| Less than 5 years old                                      | 165.8                | 35.5                         | 5.2          | 2.3               | 8.0         | 65.3                      | 3.4        | 10.8          | 90.9               | 36.4                | 39.0                           | 32.4        | 29.0        |
| Age not reported   | 19.1                 | 1.7                          | -            | .3                | 1.1         | 9.2                       | .5         | 9             | 11.3               | 4.9                 | 4.4                            | 1.0         | 9.0         |
| Burners and oven   | 385.9                | 39.9                         | 11.4         | 6.2               | 19.5        | 146.1                     | 9.1        | 32.7          | 178.6              | 76.1                | 88.6                           | 78.2        | 67.3        |
| Less than 5 years old                                      | 125.9                | 34.5                         | 2.7          | 1.6               | 5.2         | 47.6                      | 2.9        | 6.9           | 70.4               | 26.0                | 28.9                           | 22.5        | 21.6        |
| Age not reported   | 19.0                 | 1.6                          | .8           | -                 | .4          | 8.0                       | .4         | 1.5           | 11.2               | 4.0                 | 3.5                            | .5          | 10.0        |
| Burners only   | -                    | -                            | -            | -                 | -           | -                         | -          | -             | -                  | -                   | -                              | -           | -           |
| Less than 5 years old                                      | -                    | -                            | -            | -                 | -           | -                         | -          | -             | -                  | -                   | -                              | -           | -           |
| Age not reported   | -                    | -                            | -            | -                 | -           | -                         | -          | -             | -                  | -                   | -                              | -           | -           |
| Oven only  | .3                   | -                            | -            | -                 | .3          | -                         | -          | -             | -                  | -                   | -                              | -           | -           |
| Less than 5 years old                                      | -                    | -                            | -            | -                 | -           | -                         | -          | -             | -                  | -                   | -                              | -           | -           |
| Age not reported   | -                    | -                            | -            | -                 | -           | -                         | -          | -             | -                  | -                   | -                              | -           | -           |
| Neither burners nor oven                                   | 2.5                  | -                            | -            | 1.4               | 1.1         | 1.6                       | -          | 1.0           | 1.8                | 1.5                 | 1.6                            | .3          | .4          |
| Dishwasher   | 237.2                | 35.6                         | 2.3          | 1.6               | 4.9         | 85.8                      | 6.8        | 11.1          | 120.6              | 22.8                | 25.3                           | 56.9        | 53.5        |
| Less than 5 years old                                      | 92.5                 | 31.8                         | 1.2          | .8                | 2.0         | 22.6                      | 2.5        | 2.0           | 54.4               | 7.9                 | 11.1                           | 20.2        | 17.1        |
| Age not reported   | 14.7                 | 1.7                          | -            | -                 | .2          | 4.1                       | .3         | -             | 7.5                | 1.1                 | 1.7                            | .5          | 8.8         |
| Washing machine  | 208.9                | 28.3                         | 6.0          | 2.8               | 11.2        | 57.9                      | 3.6        | 15.4          | 83.5               | 30.2                | 31.3                           | 39.5        | 41.8        |
| Less than 5 years old                                      | 103.6                | 21.0                         | 3.0          | .5                | 6.0         | 26.6                      | 3.0        | 4.5           | 50.6               | 13.8                | 14.1                           | 19.0        | 20.4        |
| Age not reported   | 6.6                  | 1.0                          | -            | .3                | .4          | 2.7                       | -          | .3            | 2.1                | 1.7                 | 2.7                            | 1.1         | 1.9         |
| Clothes dryer  | 186.4                | 27.7                         | 4.6          | 2.3               | 8.8         | 39.9                      | 4.0        | 11.4          | 79.4               | 19.1                | 22.1                           | 35.8        | 41.7        |
| Less than 5 years old                                      | 91.8                 | 20.1                         | 1.9          | .5                | 4.3         | 20.1                      | 3.0        | 3.6           | 46.8               | 9.8                 | 11.3                           | 18.2        | 20.0        |
| Age not reported   | 6.0                  | 2.0                          | -            | -                 | -           | 1.4                       | .3         | -             | 2.8                | .7                  | .9                             | 1.2         | 2.1         |
| Disposal in kitchen sink                                   | 185.6                | 32.7                         | .4           | 1.6               | 4.0         | 53.0                      | 6.5        | 8.9           | 96.3               | 17.2                | 20.3                           | 47.7        | 46.1        |
| Less than 5 years old                                      | 74.6                 | 29.0                         | .4           | .7                | 1.5         | 17.4                      | 2.6        | 2.0           | 45.7               | 5.3                 | 9.1                            | 17.2        | 15.0        |
| Age not reported   | 13.6                 | 1.7                          | -            | -                 | .2          | 4.7                       | .6         | .2            | 7.5                | 1.3                 | .9                             | .2          | 8.6         |
| Air conditioning   |                      |                              |              |                   |             |                           |            |               |                    |                     |                                |             |             |
| Central  | 281.0                | 39.5                         | 3.4          | 2.7               | 7.4         | 94.3                      | 7.2        | 20.6          | 137.7              | 39.4                | 49.7                           | 63.0        | 57.7        |
| 1 room unit  | 40.9                 | -                            | 3.9          | .4                | 5.6         | 15.9                      | .9         | 4.0           | 14.3               | 10.8                | 11.8                           | 7.5         | 4.7         |
| 2 room units   | 11.2                 | -                            | 1.0          | -                 | .5          | 2.0                       | .2         | 1.4           | 4.7                | 2.1                 | 1.1                            | 2.4         | 2.5         |
| 3 room units or more                                       | 2.6                  | -                            | -            | -                 | .2          | 1.2                       | -          | .2            | 1.0                | -                   | 1.0                            | .8          | .2          |
| <b>Main Heating Equipment</b>                              |                      |                              |              |                   |             |                           |            |               |                    |                     |                                |             |             |
| Warm-air furnace   | 291.4                | 27.2                         | 11.1         | 4.3               | 8.7         | 104.9                     | 8.0        | 23.0          | 134.3              | 49.0                | 59.0                           | 61.4        | 56.8        |
| Steam or hot water system                                  | 2.8                  | -                            | -            | -                 | .3          | 1.1                       | -          | .3            | 1.5                | 1.1                 | 1.8                            | .8          | .2          |
| Electric heat pump   | 30.7                 | 12.4                         | -            | -                 | .4          | 7.9                       | .4         | 1.4           | 18.5               | 3.8                 | 4.3                            | 7.9         | 3.5         |
| Built-in electric units                                    | 15.7                 | -                            | -            | .2                | .8          | 8.2                       | -          | 2.2           | 7.1                | 4.9                 | 6.6                            | 3.0         | 3.6         |
| Floor, wall, or other built-in hot air units without ducts | 22.6                 | -                            | -            | 1.4               | .9          | 15.3                      | -          | 3.1           | 8.6                | 11.3                | 13.5                           | 2.1         | 1.3         |
| Room heaters with flue                                     | 11.0                 | -                            | .3           | .2                | .2          | 3.0                       | .2         | 1.2           | 5.8                | 2.4                 | 2.2                            | 1.5         | 1.6         |
| Room heaters without flue                                  | 10.4                 | -                            | -            | 1.0               | 9.5         | 6.1                       | -          | 2.2           | 2.9                | 3.9                 | 1.6                            | 1.3         | .6          |
| Portable electric heaters                                  | 1.2                  | -                            | -            | .2                | -           | .3                        | -          | -             | .4                 | .7                  | .7                             | -           | -           |
| Stoves   | 1.1                  | -                            | -            | -                 | .3          | .2                        | -          | -             | .6                 | .2                  | .2                             | -           | -           |
| Fireplaces with inserts                                    | .2                   | -                            | -            | -                 | -           | -                         | -          | -             | -                  | .2                  | -                              | .2          | -           |
| Fireplaces without inserts                                 | .4                   | -                            | -            | .2                | -           | .4                        | -          | .3            | -                  | .2                  | .3                             | -           | -           |
| Other  | .5                   | -                            | -            | -                 | -           | .2                        | -          | .3            | -                  | .2                  | .3                             | -           | -           |
| None   | .7                   | .4                           | -            | -                 | -           | -                         | .3         | -             | .7                 | -                   | -                              | .3          | -           |
| <b>Other Heating Equipment</b>                             |                      |                              |              |                   |             |                           |            |               |                    |                     |                                |             |             |
| With other heating equipment <sup>2</sup>                  | 61.3                 | 8.0                          | 1.3          | .5                | 3.7         | 12.6                      | .9         | 4.3           | 29.0               | 8.6                 | 5.1                            | 10.0        | 15.5        |
| Warm-air furnace   | 1.1                  | .3                           | -            | -                 | .2          | .5                        | -          | -             | .3                 | -                   | .2                             | .6          | -           |
| Steam or hot water system                                  | -                    | -                            | -            | -                 | -           | -                         | -          | -             | -                  | -                   | -                              | -           | -           |
| Electric heat pump   | -                    | -                            | -            | -                 | -           | -                         | -          | -             | -                  | -                   | -                              | -           | .3          |
| Built-in electric units                                    | 1.4                  | .3                           | -            | -                 | .4          | .6                        | -          | -             | .3                 | -                   | -                              | -           | -           |
| Floor, wall, or other built-in hot-air units without ducts | .5                   | -                            | -            | -                 | -           | -                         | -          | -             | -                  | -                   | -                              | -           | -           |
| Room heaters with flue                                     | 1.7                  | -                            | -            | -                 | .5          | .2                        | -          | .5            | .2                 | .3                  | .4                             | -           | .4          |
| Room heaters without flue                                  | 3.1                  | .3                           | -            | -                 | .3          | .6                        | -          | .5            | 1.5                | .2                  | .2                             | .4          | .4          |
| Portable electric heaters                                  | 9.8                  | -                            | -            | -                 | 1.6         | 2.2                       | -          | 1.7           | 4.5                | 3.6                 | 2.2                            | 3.6         | .7          |
| Stoves   | 1.7                  | -                            | -            | .2                | -           | .7                        | -          | .2            | .8                 | .2                  | .5                             | -           | 1.0         |
| Fireplaces with inserts                                    | 1.4                  | .3                           | -            | -                 | -           | -                         | -          | .3            | .8                 | .2                  | .5                             | .3          | .6          |
| Fireplaces without inserts                                 | 40.2                 | 6.9                          | 1.3          | .2                | .2          | 7.4                       | .9         | .9            | 20.7               | 3.3                 | .9                             | 4.9         | 11.6        |
| Other  | 1.8                  | .5                           | -            | -                 | .5          | .5                        | -          | .2            | 1.1                | .5                  | .7                             | .2          | .9          |
| <b>Plumbing</b>  |                      |                              |              |                   |             |                           |            |               |                    |                     |                                |             |             |
| With all plumbing facilities                               | 383.7                | 39.6                         | 11.4         | 2.6               | 21.0        | 144.3                     | 9.1        | 33.2          | 178.3              | 75.4                | 87.8                           | 78.5        | 67.3        |
| Lacking some plumbing facilities                           | 1.3                  | -                            | -            | 1.3               | -           | 1.1                       | -          | -             | .3                 | .3                  | .6                             | -           | .2          |
| No hot piped water   | .3                   | -                            | -            | .3                | -           | .3                        | -          | -             | -                  | .3                  | .3                             | -           | .2          |
| No bathtub or shower                                       | .6                   | -                            | -            | .6                | -           | .4                        | -          | -             | -                  | .3                  | .6                             | -           | .2          |
| No flush toilet  | .6                   | -                            | -            | .6                | -           | .6                        | -          | -             | .3                 | .3                  | .6                             | -           | .2          |
| No plumbing facilities for exclusive use                   | 3.7                  | .3                           | -            | 3.7               | -           | 2.3                       | -          | .5            | 1.7                | 1.9                 | 1.8                            | -           | -           |
| <b>Source of Water</b>                                     |                      |                              |              |                   |             |                           |            |               |                    |                     |                                |             |             |
| Public system or private company                           | 376.6                | 38.7                         | 7.5          | 6.9               | 19.9        | 146.2                     | 9.1        | 32.4          | 173.4              | 74.3                | 89.9                           | 78.1        | 66.4        |
| Well serving 1 to 5 units                                  | 11.9                 | 1.2                          | 3.9          | .4                | 1.0         | 1.5                       | -          | 1.3           | 6.8                | 3.0                 | .2                             | .3          | 1.3         |
| Drilled  | 7.0                  | .8                           | 1.5          | -                 | 1.0         | .8                        | -          | .3            | 4.5                | 2.1                 | -                              | .3          | .6          |
| Dug  | 4.1                  | .8                           | 1.8          | .4                | -           | .4                        | -          | .3            | 1.3                | .7                  | -                              | -           | .7          |
| Not reported   | .9                   | .7                           | .7           | -                 | -           | .2                        | -          | .7            | .9                 | .2                  | .2                             | -           | -           |
| Other  | .2                   | -                            | -            | .2                | -           | -                         | -          | -             | .2                 | .2                  | -                              | -           | -           |
| <b>Means of Sewage Disposal</b>                            |                      |                              |              |                   |             |                           |            |               |                    |                     |                                |             |             |
| Public sewer   | 353.7                | 38.3                         | 5.5          | 6.9               | 16.7        | 142.9                     | 9.1        | 31.0          | 166.6              | 69.8                | 89.9                           | 76.3        | 64.7        |
| Septic tank, cesspool, chemical toilet                     | 34.4                 | 1.7                          | 5.9          | -                 | 4.2         | 4.3                       | -          | 2.7           | 13.6               | 7.3                 | .2                             | 2.2         | 3.0         |
| Other  | .8                   | -                            | -            | .6                | -           | .4                        | -          | -             | .2                 | .4                  | -                              | -           | -           |

<sup>1</sup>See back cover for details.

<sup>2</sup>Figures may not add to total because more than one category may apply to a unit.



Table 4-5. Fuels - Renter Occupied Units

[Numbers in thousands. For meaning of symbols, see text.]

| Characteristics                             | Total occupied units | Housing unit characteristics |              |                   |             | Household characteristics |            |               |                    |                     | Selected subareas <sup>1</sup> |             |             |
|---|----------------------|------------------------------|--------------|-------------------|-------------|---------------------------|------------|---------------|--------------------|---------------------|--------------------------------|-------------|-------------|
|   |                      | New construction 4 yrs       | Mobile homes | Physical problems |             | Black                     | Hispanic   | Elderly (65+) | Moved in past year | Below poverty level | Area one                       | Area two    | Area three  |
|   |                      |                              |              | Severe            | Moderate    |                           |            |               |                    |                     |                                |             |             |
| <b>Total</b> .....                          | <b>388.7</b>         | <b>39.9</b>                  | <b>11.4</b>  | <b>7.5</b>        | <b>21.0</b> | <b>147.7</b>              | <b>9.1</b> | <b>33.7</b>   | <b>180.4</b>       | <b>77.6</b>         | <b>90.2</b>                    | <b>78.5</b> | <b>67.7</b> |
| <b>Main House Heating Fuel</b>              |                      |                              |              |                   |             |                           |            |               |                    |                     |                                |             |             |
| Housing units with heating fuel.....        | 388.0                | 39.5                         | 11.4         | 7.5               | 21.0        | 147.7                     | 8.8        | 33.7          | 179.7              | 77.6                | 90.2                           | 78.1        | 67.7        |
| Electricity.....                            | 125.1                | 21.4                         | 1.5          | 1.3               | 3.6         | 47.6                      | 3.1        | 9.9           | 63.5               | 22.5                | 27.6                           | 27.7        | 24.7        |
| Piped gas.....                              | 248.0                | 18.2                         | 7.0          | 5.6               | 14.3        | 95.4                      | 5.4        | 21.1          | 107.5              | 50.6                | 60.9                           | 49.2        | 41.7        |
| Bottled gas.....                            | 9.6                  | -                            | 3.0          | .2                | 1.8         | 2.2                       | .4         | 1.4           | 6.1                | 2.4                 | -                              | .6          | .5          |
| Fuel oil.....                               | 3.2                  | -                            | -            | .2                | .4          | 1.7                       | -          | .8            | 1.0                | 1.5                 | 1.0                            | .2          | .6          |
| Kerosene or other liquid fuel.....          | 1.0                  | -                            | -            | .2                | .2          | .2                        | -          | .2            | .6                 | .2                  | .2                             | .2          | .6          |
| Coal or coke.....                           | -                    | -                            | -            | -                 | -           | -                         | -          | -             | -                  | -                   | -                              | -           | -           |
| Wood.....                                   | 2.6                  | -                            | -            | .2                | .3          | .6                        | -          | -             | .8                 | .4                  | .2                             | .2          | .2          |
| Solar energy.....                           | -                    | -                            | -            | -                 | -           | -                         | -          | -             | -                  | -                   | -                              | -           | -           |
| Other.....                                  | .5                   | -                            | -            | -                 | .3          | -                         | -          | .3            | .2                 | -                   | .2                             | .3          | -           |
| <b>Other House Heating Fuels</b>            |                      |                              |              |                   |             |                           |            |               |                    |                     |                                |             |             |
| With other heating fuels <sup>2</sup> ..... | 32.4                 | 3.7                          | 1.8          | -                 | 1.5         | 8.5                       | .7         | 1.2           | 14.3               | 3.7                 | 2.8                            | 5.8         | 7.2         |
| Electricity.....                            | 7.1                  | .5                           | -            | -                 | .9          | 1.3                       | -          | .8            | 3.4                | 1.9                 | 1.6                            | 1.9         | .8          |
| Piped gas.....                              | 2.6                  | .3                           | .4           | -                 | -           | .5                        | .4         | -             | 1.3                | -                   | .4                             | .3          | .4          |
| Bottled gas.....                            | .2                   | -                            | -            | -                 | -           | -                         | -          | -             | -                  | -                   | -                              | -           | -           |
| Fuel oil.....                               | .2                   | -                            | -            | -                 | -           | .2                        | -          | -             | .2                 | -                   | -                              | -           | -           |
| Kerosene or other liquid fuel.....          | 1.9                  | -                            | -            | -                 | .4          | .8                        | -          | .2            | .4                 | .2                  | -                              | .2          | .4          |
| Coal or coke.....                           | -                    | -                            | -            | -                 | -           | -                         | -          | -             | -                  | -                   | -                              | -           | -           |
| Wood.....                                   | 20.4                 | 2.9                          | 1.3          | -                 | .2          | 5.7                       | .3         | .2            | 9.2                | 1.6                 | .9                             | 3.3         | 5.6         |
| Solar energy.....                           | -                    | -                            | -            | -                 | -           | -                         | -          | -             | -                  | -                   | -                              | -           | -           |
| Other.....                                  | -                    | -                            | -            | -                 | -           | -                         | -          | -             | -                  | -                   | -                              | -           | -           |
| Not reported.....                           | 1.1                  | -                            | -            | -                 | .3          | .2                        | -          | .2            | .3                 | .2                  | .2                             | -           | .2          |
| <b>Cooking Fuel</b>                         |                      |                              |              |                   |             |                           |            |               |                    |                     |                                |             |             |
| With cooking fuel.....                      | 386.2                | 39.9                         | 11.4         | 6.2               | 19.8        | 146.1                     | 9.1        | 32.7          | 178.6              | 76.1                | 88.6                           | 78.2        | 67.3        |
| Electricity.....                            | 208.6                | 25.7                         | 2.2          | 2.3               | 6.8         | 63.1                      | 4.5        | 19.2          | 97.9               | 28.3                | 29.3                           | 46.3        | 44.5        |
| Piped gas.....                              | 171.7                | 14.3                         | 6.7          | 3.7               | 11.8        | 82.0                      | 4.3        | 12.7          | 76.7               | 46.5                | 59.3                           | 31.6        | 22.6        |
| Bottled gas.....                            | 6.0                  | -                            | 2.4          | .2                | 1.3         | 1.0                       | .4         | .8            | 4.0                | 1.2                 | -                              | .2          | .2          |
| Kerosene or other liquid fuel.....          | -                    | -                            | -            | -                 | -           | -                         | -          | -             | -                  | -                   | -                              | -           | -           |
| Coal or coke.....                           | -                    | -                            | -            | -                 | -           | -                         | -          | -             | -                  | -                   | -                              | -           | -           |
| Wood.....                                   | -                    | -                            | -            | -                 | -           | -                         | -          | -             | -                  | -                   | -                              | -           | -           |
| Other.....                                  | -                    | -                            | -            | -                 | -           | -                         | -          | -             | -                  | -                   | -                              | -           | -           |
| <b>Water Heating Fuel</b>                   |                      |                              |              |                   |             |                           |            |               |                    |                     |                                |             |             |
| With hot piped water.....                   | 387.3                | 39.9                         | 11.4         | 6.1               | 21.0        | 146.6                     | 9.1        | 33.5          | 180.1              | 76.6                | 89.3                           | 78.5        | 67.7        |
| Electricity.....                            | 117.5                | 17.5                         | 6.1          | .7                | 4.1         | 39.8                      | 3.2        | 9.9           | 58.2               | 21.6                | 19.2                           | 23.0        | 25.0        |
| Piped gas.....                              | 262.0                | 22.4                         | 3.7          | 5.3               | 15.1        | 104.8                     | 5.3        | 21.6          | 116.9              | 53.5                | 70.1                           | 54.7        | 42.3        |
| Bottled gas.....                            | 6.9                  | -                            | 1.6          | -                 | 1.4         | 1.8                       | .6         | 1.4           | 5.0                | 1.6                 | -                              | .2          | .4          |
| Fuel oil.....                               | -                    | -                            | -            | -                 | -           | -                         | -          | -             | -                  | -                   | -                              | -           | -           |
| Kerosene or other liquid fuel.....          | -                    | -                            | -            | -                 | -           | -                         | -          | -             | -                  | -                   | -                              | -           | -           |
| Coal or coke.....                           | -                    | -                            | -            | -                 | -           | -                         | -          | -             | -                  | -                   | -                              | -           | -           |
| Wood.....                                   | -                    | -                            | -            | -                 | -           | -                         | -          | -             | -                  | -                   | -                              | -           | -           |
| Solar energy.....                           | -                    | -                            | -            | -                 | -           | -                         | -          | -             | -                  | -                   | -                              | -           | -           |
| Other.....                                  | .9                   | -                            | -            | -                 | .3          | .3                        | -          | .6            | -                  | -                   | -                              | .6          | -           |
| <b>Central Air Conditioning Fuel</b>        |                      |                              |              |                   |             |                           |            |               |                    |                     |                                |             |             |
| With central air conditioning.....          | 281.0                | 39.5                         | 3.4          | 2.7               | 7.4         | 94.3                      | 7.2        | 20.6          | 137.7              | 39.4                | 49.7                           | 63.0        | 57.7        |
| Electricity.....                            | 268.9                | 38.1                         | 3.4          | 2.5               | 7.1         | 88.6                      | 6.2        | 18.7          | 131.6              | 37.5                | 47.3                           | 57.6        | 55.9        |
| Piped gas.....                              | 11.8                 | 1.4                          | -            | .2                | -           | 5.7                       | 1.0        | 1.6           | 6.0                | 1.8                 | 2.4                            | 5.1         | 1.8         |
| Other.....                                  | .3                   | -                            | -            | -                 | .3          | -                         | -          | .3            | -                  | -                   | -                              | .3          | -           |
| <b>Clothes Dryer Fuel</b>                   |                      |                              |              |                   |             |                           |            |               |                    |                     |                                |             |             |
| With clothes dryer.....                     | 186.4                | 27.7                         | 4.6          | 2.3               | 8.8         | 39.9                      | 4.0        | 11.4          | 79.4               | 19.1                | 22.1                           | 35.8        | 41.7        |
| Electricity.....                            | 169.8                | 24.3                         | 4.6          | 2.1               | 7.1         | 37.0                      | 3.4        | 10.7          | 72.5               | 17.3                | 19.5                           | 32.0        | 36.7        |
| Piped gas.....                              | 16.6                 | 3.4                          | -            | .2                | 1.7         | 2.9                       | .6         | .8            | 6.9                | 1.9                 | 2.7                            | 3.8         | 5.0         |
| Other.....                                  | -                    | -                            | -            | -                 | -           | -                         | -          | -             | -                  | -                   | -                              | -           | -           |
| <b>Units Using Each Fuel<sup>2</sup></b>    |                      |                              |              |                   |             |                           |            |               |                    |                     |                                |             |             |
| Electricity.....                            | 388.5                | 39.9                         | 11.4         | 7.3               | 21.0        | 147.5                     | 9.1        | 33.7          | 180.4              | 77.4                | 89.9                           | 78.5        | 67.7        |
| All-electric units.....                     | 80.0                 | 16.0                         | 1.0          | .7                | 2.2         | 30.2                      | 2.0        | 7.4           | 41.3               | 14.3                | 13.8                           | 17.6        | 17.7        |
| Piped gas.....                              | 295.7                | 23.9                         | 7.4          | 6.1               | 15.9        | 114.7                     | 6.8        | 24.6          | 131.7              | 60.5                | 76.7                           | 60.0        | 49.4        |
| Bottled gas.....                            | 10.8                 | -                            | 3.0          | .2                | 2.1         | 2.4                       | .6         | 1.4           | 6.6                | 2.4                 | -                              | .6          | .7          |
| Fuel oil.....                               | 6.1                  | -                            | -            | -                 | 1.1         | 2.8                       | -          | 1.3           | 2.8                | 1.9                 | 1.7                            | .2          | .8          |
| Kerosene or other liquid fuel.....          | 2.9                  | -                            | -            | .2                | .6          | .9                        | -          | .4            | 1.0                | .4                  | .2                             | .2          | .4          |
| Coal or coke.....                           | -                    | -                            | -            | -                 | -           | -                         | -          | -             | -                  | -                   | -                              | -           | -           |
| Wood.....                                   | 23.0                 | 2.9                          | 1.3          | .2                | .5          | 6.3                       | .3         | .2            | 10.0               | 2.0                 | 1.1                            | 3.5         | 5.8         |
| Solar energy.....                           | -                    | -                            | -            | -                 | -           | -                         | -          | -             | -                  | -                   | -                              | -           | -           |
| Other.....                                  | 1.1                  | -                            | -            | -                 | .3          | .3                        | -          | .6            | .2                 | -                   | .2                             | .6          | -           |

<sup>1</sup>See back cover for details.<sup>2</sup>Figures may not add to total because more than one category may apply to a unit.

Table 4-6. Failures in Equipment - Renter Occupied Units

[Numbers in thousands. For meaning of symbols, see text.]

| Characteristics  | Total occupied units | Housing unit characteristics |              |                   |             | Household characteristics |            |               |                    |                     | Selected subareas <sup>1</sup> |             |             |
|--|----------------------|------------------------------|--------------|-------------------|-------------|---------------------------|------------|---------------|--------------------|---------------------|--------------------------------|-------------|-------------|
|  |                      | New construction 4 yrs       | Mobile homes | Physical problems |             | Black                     | Hispanic   | Elderly (65+) | Moved in past year | Below poverty level | Area one                       | Area two    | Area three  |
|  |                      |                              |              | Severe            | Moderate    |                           |            |               |                    |                     |                                |             |             |
| <b>Total</b> .....   | <b>388.7</b>         | <b>39.9</b>                  | <b>11.4</b>  | <b>7.5</b>        | <b>21.0</b> | <b>147.7</b>              | <b>9.1</b> | <b>33.7</b>   | <b>180.4</b>       | <b>77.6</b>         | <b>90.2</b>                    | <b>78.5</b> | <b>67.7</b> |
| <b>Water Supply Stoppage</b>   |                      |                              |              |                   |             |                           |            |               |                    |                     |                                |             |             |
| With hot and cold piped water.....                                     | 387.3                | 39.9                         | 11.4         | 6.1               | 21.0        | 146.6                     | 9.1        | 33.5          | 180.1              | 76.6                | 89.3                           | 78.5        | 67.7        |
| No stoppage in last 3 months.....                                      | 354.3                | 36.5                         | 8.4          | 5.5               | 18.6        | 137.8                     | 8.4        | 30.6          | 162.7              | 72.7                | 84.9                           | 73.4        | 59.2        |
| With stoppage in last 3 months.....                                    | 17.6                 | 2.1                          | -.4          | 1.5               | 5.0         | 17.8                      | 1.1        | 7.6           | 2.0                | 2.6                 | 2.6                            | 2.8         | 3.6         |
| No stoppage lasting 6 hours or more.....                               | 5.5                  | 1.3                          | -.3          | 1.2               | 4.1         | 5.0                       | -.5        | 2.7           | .6                 | .4                  | 1.0                            | 1.0         | .9          |
| 1 time lasting 6 hours or more.....                                    | 8.2                  | -.2                          | -.4          | -.4               | 2.8         | 3.3                       | -.5        | 3.1           | 1.1                | 1.8                 | 1.1                            | 1.1         | 2.0         |
| 2 times.....   | 1.9                  | -                            | -            | -                 | -.4         | -.4                       | -          | -.8           | -.2                | -.2                 | -                              | -           | -           |
| 3 times.....   | -.7                  | -.5                          | -            | -.7               | -.2         | -.2                       | -          | -.5           | -                  | -.2                 | -                              | -           | -.5         |
| 4 times or more.....   | 1.3                  | -                            | -            | -                 | -.4         | -.4                       | -          | -.6           | -                  | -                   | -.7                            | -           | -.3         |
| Number of times not reported.....                                      | 15.3                 | 1.3                          | 3.0          | .2                | .9          | 3.8                       | .4         | 1.8           | 9.8                | 1.9                 | 1.8                            | 2.2         | 4.8         |
| Stoppage not reported.....   | 15.3                 | 1.3                          | 3.0          | .2                | .9          | 3.8                       | .4         | 1.8           | 9.8                | 1.9                 | 1.8                            | 2.2         | 4.8         |
| <b>Flush Toilet Breakdowns</b>   |                      |                              |              |                   |             |                           |            |               |                    |                     |                                |             |             |
| With one or more flush toilets.....                                    | 386.9                | 39.9                         | 11.4         | 5.8               | 21.0        | 146.3                     | 9.1        | 33.5          | 179.8              | 76.6                | 89.0                           | 78.5        | 67.7        |
| With at least one working toilet at all times in last 3 months.....    | 360.9                | 37.7                         | 9.4          | 5.3               | 17.5        | 136.0                     | 8.2        | 32.2          | 165.1              | 69.4                | 79.5                           | 73.5        | 64.0        |
| None working some time in last 3 months.....                           | 20.4                 | 1.5                          | .8           | .5                | 3.5         | 8.7                       | .9         | 5.5           | 11.9               | 5.6                 | 6.4                            | 4.6         | 3.1         |
| No breakdowns lasting 6 hours or more.....                             | 5.8                  | .8                           | -.4          | -.7               | 4.1         | 1.8                       | -.5        | 2.9           | 1.1                | 1.6                 | 2.3                            | 2.3         | .2          |
| 1 time lasting 6 hours or more.....                                    | 8.5                  | -.2                          | -.8          | -.2               | 1.7         | 4.1                       | -.6        | 5.4           | 2.8                | 2.2                 | 1.3                            | 1.3         | 1.5         |
| 2 times.....   | 2.5                  | -                            | -            | -.1               | 1.6         | -.4                       | -          | 1.6           | 1.0                | 1.2                 | .5                             | .3          | -.3         |
| 3 times.....   | 1.0                  | -                            | -            | -.4               | 1.0         | -.4                       | -          | -.2           | -.4                | -.4                 | -.3                            | -.3         | -           |
| 4 times or more.....   | 1.3                  | -.5                          | -.3          | 1.0               | -.2         | -.3                       | -          | 1.0           | -                  | -.5                 | -                              | -           | -.5         |
| Number of times not reported.....                                      | 1.3                  | -                            | -            | -.2               | -.2         | -.4                       | -          | -.6           | -.2                | -.4                 | -.2                            | -.2         | -.7         |
| Breakdowns not reported.....   | 5.6                  | .8                           | 1.2          | -                 | -           | 1.7                       | -          | .8            | 2.8                | 1.7                 | 3.2                            | .4          | .5          |
| <b>Sewage Disposal Breakdowns</b>                                      |                      |                              |              |                   |             |                           |            |               |                    |                     |                                |             |             |
| With public sewer.....   | 353.7                | 38.3                         | 5.5          | 6.9               | 16.7        | 142.9                     | 9.1        | 31.0          | 166.6              | 69.8                | 89.9                           | 76.3        | 64.7        |
| No breakdowns in last 3 months.....                                    | 349.6                | 37.7                         | 5.5          | 6.5               | 15.6        | 141.1                     | 8.8        | 30.7          | 163.8              | 69.0                | 88.8                           | 75.5        | 63.3        |
| With breakdowns in last 3 months.....                                  | 4.1                  | .5                           | -.4          | 1.2               | 1.8         | 1.8                       | -.3        | 2.8           | .9                 | 1.1                 | .7                             | .7          | 1.5         |
| No breakdowns lasting 6 hours or more.....                             | .9                   | -                            | -            | -.2               | -.7         | -.8                       | -.3        | 1.9           | -.2                | -.4                 | -.7                            | -.8         | -.2         |
| 1 time lasting 6 hours or more.....                                    | 2.3                  | -                            | -.2          | -.2               | -.8         | -.3                       | -.3        | 1.9           | -.2                | -.2                 | -.7                            | -.8         | -.2         |
| 2 times.....   | -.4                  | -                            | -.2          | -.2               | -.4         | -                         | -          | -.3           | -                  | -                   | -                              | -           | -.5         |
| 3 times.....   | -.4                  | -                            | -.2          | -.2               | -.4         | -                         | -          | -.3           | -                  | -                   | -                              | -           | -.5         |
| 4 times or more.....   | .5                   | .5                           | -.5          | .5                | -.5         | -                         | -          | -.3           | -                  | -                   | -                              | -           | -.5         |
| With septic tank or cesspool.....                                      | 34.4                 | 1.7                          | 5.9          | -.4               | 4.2         | 4.3                       | -          | 2.7           | 13.6               | 7.3                 | .2                             | 2.2         | 3.0         |
| No breakdowns in last 3 months.....                                    | 32.7                 | 1.7                          | 5.1          | -.4               | 4.2         | 4.1                       | -          | 2.5           | 12.8               | 5.9                 | .2                             | 2.2         | 3.0         |
| With breakdowns in last 3 months.....                                  | 1.7                  | -.8                          | -.8          | -.2               | -.2         | -.2                       | -          | -.2           | -.8                | 1.4                 | -                              | -           | -           |
| No breakdowns lasting 6 hours or more.....                             | .4                   | -                            | -            | -                 | -           | -                         | -          | -.2           | -.8                | 1.0                 | -                              | -           | -           |
| 1 time lasting 6 hours or more.....                                    | 1.0                  | -.8                          | -.8          | -                 | -           | -                         | -          | -.2           | -.8                | 1.0                 | -                              | -           | -           |
| 2 times.....   | -                    | -                            | -            | -                 | -           | -                         | -          | -             | -                  | -                   | -                              | -           | -           |
| 3 times.....   | -                    | -                            | -            | -                 | -           | -                         | -          | -             | -                  | -                   | -                              | -           | -           |
| 4 times or more.....   | .2                   | -                            | -            | -                 | -           | -.2                       | -          | -             | -                  | -                   | -                              | -           | -           |
| <b>Heating Problems</b>  |                      |                              |              |                   |             |                           |            |               |                    |                     |                                |             |             |
| With heating equipment and occupied last winter.....                   | 313.7                | 27.2                         | 6.4          | 6.6               | 17.8        | 120.8                     | 6.9        | 31.0          | 108.9              | 62.3                | 74.5                           | 63.7        | 45.6        |
| Not uncomfortably cold for 24 hours or more last winter.....           | 294.5                | 26.4                         | 5.6          | 4.2               | 15.1        | 110.3                     | 6.9        | 29.3          | 102.3              | 54.3                | 65.4                           | 60.3        | 43.5        |
| Uncomfortably cold for 24 hours or more last winter <sup>2</sup> ..... | 19.0                 | .8                           | .8           | 2.4               | 2.7         | 10.5                      | -          | 1.8           | 6.4                | 7.9                 | 9.1                            | 3.4         | 1.9         |
| Equipment breakdowns.....  | 9.1                  | .5                           | -            | 2.0               | 1.0         | 5.6                       | -          | .2            | 2.5                | 3.2                 | 5.0                            | .9          | 1.7         |
| No breakdowns lasting 6 hours or more.....                             | 1.3                  | -.3                          | -            | -.7               | -.7         | -.7                       | -          | -.5           | -.2                | -.2                 | -.3                            | -.3         | -.3         |
| 1 time lasting 6 hours or more.....                                    | 4.8                  | -.3                          | -.2          | -.8               | -.8         | 2.7                       | -          | 1.4           | 1.0                | 2.4                 | .6                             | 1.0         | 1.0         |
| 2 times.....   | -.9                  | -                            | -.2          | -.2               | -.7         | -.7                       | -          | -.9           | -.9                | -.9                 | -                              | -           | -           |
| 3 times.....   | -.4                  | -                            | -.4          | -.4               | -.4         | -.4                       | -          | -.2           | -.4                | -.4                 | -                              | -           | -           |
| 4 times or more.....   | 1.3                  | -                            | 1.3          | -.6               | -.6         | -.6                       | -          | -.5           | -.2                | -.7                 | -                              | -           | -.6         |
| Number of times not reported.....                                      | .4                   | -                            | -            | -.4               | -.4         | -.4                       | -          | -             | -.4                | -.4                 | -                              | -           | -           |
| Other causes.....  | 10.2                 | -                            | .8           | .6                | 1.6         | 5.6                       | -          | 1.5           | 3.7                | 4.6                 | 5.2                            | 1.9         | .2          |
| Utility interruption.....  | .8                   | -                            | -            | -.6               | -.6         | -.8                       | -          | -.6           | -.6                | -.5                 | .8                             | -           | -           |
| Inadequate heating capacity.....                                       | 3.4                  | -                            | -.4          | -.4               | -.4         | 2.2                       | -          | 1.1           | 1.6                | 2.1                 | 1.1                            | 1.1         | .2          |
| Inadequate insulation.....   | 2.6                  | -                            | -.8          | -.8               | -.8         | 2.0                       | -          | -.3           | -.8                | -.9                 | 1.4                            | .6          | -           |
| Other.....   | 2.8                  | -                            | -.8          | -.8               | -.8         | -.7                       | -          | 1.2           | 1.2                | 1.2                 | .9                             | .2          | -           |
| Not reported.....  | .6                   | -                            | -            | -.3               | -.3         | -                         | -          | -.3           | -                  | -.3                 | -                              | -           | -           |
| Reason for discomfort not reported.....                                | 1.2                  | .3                           | -            | -                 | -           | .5                        | -          | .2            | .2                 | .5                  | .2                             | .5          | -           |
| Discomfort not reported.....   | .2                   | -                            | -            | -                 | -           | -                         | -          | -             | .2                 | .2                  | -                              | -           | .2          |
| <b>Electric Fuses and Circuit Breakers</b>                             |                      |                              |              |                   |             |                           |            |               |                    |                     |                                |             |             |
| With electrical wiring.....  | 388.7                | 39.9                         | 11.4         | 7.5               | 21.0        | 147.7                     | 9.1        | 33.7          | 180.4              | 77.6                | 90.2                           | 78.5        | 67.7        |
| No fuses or breakers blown in last 3 mo.....                           | 345.9                | 38.2                         | 9.1          | 5.6               | 17.2        | 132.2                     | 7.2        | 31.4          | 157.7              | 69.5                | 78.9                           | 71.0        | 56.9        |
| With fuses or breakers blown in last 3 mo.....                         | 31.4                 | .8                           | 1.5          | 1.3               | 3.5         | 12.2                      | 1.9        | 2.3           | 22.7               | 8.1                 | 11.3                           | 7.5         | 10.8        |
| 1 time.....  | 12.7                 | .5                           | .7           | 1.6               | 1.6         | 6.1                       | .3         | .2            | 6.6                | 2.7                 | 2.9                            | 2.5         | 3.1         |
| 2 times.....   | 6.9                  | -.3                          | -.2          | 1.2               | 1.7         | 1.7                       | -          | -.9           | 3.2                | 1.1                 | 1.4                            | .9          | 1.8         |
| 3 times.....   | 3.2                  | -                            | -.4          | -.4               | 1.8         | 1.7                       | -          | -.9           | 1.7                | .9                  | 1.1                            | 1.2         | .7          |
| 4 times or more.....   | 5.1                  | -                            | -.3          | -.5               | 1.7         | 1.7                       | -          | -.9           | 2.3                | 1.1                 | .7                             | 1.5         | 1.7         |
| Number of times not reported.....                                      | 3.5                  | -                            | 1.2          | -.2               | -.9         | 1.7                       | -.2        | 2.0           | 2.0                | 1.4                 | .9                             | .9          | .4          |
| Problem not reported or don't know.....                                | 11.5                 | .9                           | .8           | .6                | .3          | 3.2                       | 1.4        | 1.9           | 7.6                | 2.1                 | 3.8                            | .4          | 3.1         |

<sup>1</sup>See back cover for details.

<sup>2</sup>Other causes and equipment breakdowns may not add to total as both may be reported.

Table 4-7. Additional Indicators of Housing Quality - Renter Occupied Units

[Numbers in thousands. For meaning of symbols, see text.]

| Characteristics  | Total occupied units | Housing unit characteristics |              |                   |             | Household characteristics |            |               |                    |                     | Selected subareas <sup>1</sup> |             |             |
|--|----------------------|------------------------------|--------------|-------------------|-------------|---------------------------|------------|---------------|--------------------|---------------------|--------------------------------|-------------|-------------|
|  |                      | New construction 4 yrs       | Mobile homes | Physical problems |             | Black                     | Hispanic   | Elderly (65+) | Moved in past year | Below poverty level | Area one                       | Area two    | Area three  |
|  |                      |                              |              | Severe            | Moderate    |                           |            |               |                    |                     |                                |             |             |
| <b>Total</b> .....   | <b>388.7</b>         | <b>39.9</b>                  | <b>11.4</b>  | <b>7.5</b>        | <b>21.0</b> | <b>147.7</b>              | <b>9.1</b> | <b>33.7</b>   | <b>180.4</b>       | <b>77.6</b>         | <b>90.2</b>                    | <b>78.5</b> | <b>67.7</b> |
| <b>Selected Amenities<sup>2</sup></b>                      |                      |                              |              |                   |             |                           |            |               |                    |                     |                                |             |             |
| Porch, deck, balcony, or patio .....                       | 301.4                | 35.8                         | 7.3          | 5.8               | 17.4        | 108.5                     | 6.7        | 23.1          | 137.6              | 49.7                | 53.2                           | 62.2        | 59.8        |
| Not reported .....   | 6                    | -                            | -            | -                 | -           | 6                         | -          | -             | 4                  | -                   | 4                              | 2           | -           |
| Telephone available .....                                  | 325.0                | 36.3                         | 7.1          | 4.9               | 16.9        | 112.3                     | 7.5        | 28.5          | 140.8              | 54.5                | 66.1                           | 68.3        | 60.5        |
| Usable fireplace .....                                     | 85.4                 | 15.0                         | 1.3          | .7                | 2.9         | 15.8                      | 1.5        | 2.0           | 43.5               | 8.3                 | 3.7                            | 16.9        | 23.4        |
| Separate dining room .....                                 | 156.3                | 18.5                         | 2.9          | 1.6               | 6.4         | 54.1                      | 3.7        | 9.0           | 70.5               | 17.3                | 29.6                           | 39.0        | 29.7        |
| With 2 or more living rooms or recreation rooms, etc. .... | 59.2                 | 5.5                          | .5           | .6                | 1.9         | 14.1                      | .4         | 4.0           | 25.7               | 7.5                 | 6.4                            | 12.1        | 14.0        |
| Garage or carport included with home .....                 | 63.7                 | 5.6                          | -            | .9                | 2.2         | 10.6                      | .8         | 4.9           | 25.0               | 8.3                 | 11.1                           | 11.6        | 11.6        |
| Not included .....   | 320.0                | 33.8                         | 11.4         | 6.6               | 18.8        | 134.6                     | 8.3        | 28.0          | 154.1              | 68.9                | 78.0                           | 65.3        | 55.5        |
| Offstreet parking included .....                           | 291.7                | 33.2                         | 9.5          | 5.1               | 16.3        | 118.3                     | 7.9        | 23.4          | 141.3              | 55.5                | 62.7                           | 63.3        | 52.5        |
| Offstreet parking not reported .....                       | 1.1                  | -                            | -            | -                 | -           | -                         | -          | -             | 5                  | -                   | -                              | -           | 2           |
| Garage or carport not reported .....                       | 5.1                  | .5                           | -            | -                 | -           | 2.5                       | -          | .8            | 1.2                | .4                  | 1.1                            | 1.5         | .7          |
| <b>Cars and Trucks Available</b>                           |                      |                              |              |                   |             |                           |            |               |                    |                     |                                |             |             |
| No cars, trucks, or vans .....                             | 73.5                 | 1.4                          | 1.7          | 2.9               | 6.7         | 54.2                      | -          | 15.5          | 32.2               | 42.6                | 43.4                           | 11.5        | 3.7         |
| Other households without cars .....                        | 12.2                 | 1.4                          | 1.0          | -                 | .3          | 1.3                       | 5          | .8            | 7.9                | 1.2                 | 2.0                            | 2.8         | .8          |
| 1 car with or without trucks or vans .....                 | 199.0                | 22.5                         | 7.8          | 3.1               | 8.6         | 66.5                      | 5.8        | 15.5          | 89.7               | 26.7                | 35.4                           | 45.1        | 35.9        |
| 2 cars .....   | 91.1                 | 13.6                         | .9           | 1.1               | 4.9         | 24.1                      | 2.1        | 2.0           | 43.5               | 6.3                 | 8.5                            | 17.6        | 23.8        |
| 3 or more cars .....                                       | 13.0                 | 1.1                          | -            | .4                | 4           | 1.6                       | .8         | -             | 7.1                | .8                  | .8                             | 1.5         | 3.5         |
| With cars, no trucks or vans .....                         | 246.0                | 29.8                         | 6.3          | 4.2               | 10.8        | 82.7                      | 6.3        | 14.2          | 115.7              | 30.4                | 41.6                           | 53.5        | 51.7        |
| 1 truck or van with or without cars .....                  | 63.1                 | 8.1                          | 2.8          | .4                | 3.2         | 10.6                      | 2.5        | 4.0           | 29.2               | 4.3                 | 4.8                            | 13.5        | 10.8        |
| 2 or more trucks or vans .....                             | 6.0                  | .7                           | .6           | -                 | .3          | 2                         | .3         | -             | 3.2                | .2                  | .5                             | -           | 1.5         |
| <b>Owner or Manager on Property</b>                        |                      |                              |              |                   |             |                           |            |               |                    |                     |                                |             |             |
| Rental, multiunit <sup>3</sup> .....                       | 278.0                | 35.2                         | ...          | 5.0               | 11.4        | 118.4                     | 7.0        | 23.9          | 135.0              | 58.2                | 74.5                           | 60.7        | 48.7        |
| Owner or manager lives on property .....                   | 100.0                | 16.5                         | ...          | 1.4               | 3.2         | 29.0                      | 3.6        | 9.6           | 49.3               | 13.9                | 18.9                           | 24.6        | 23.9        |
| Neither owner nor manager lives on property .....          | 177.9                | 18.8                         | ...          | 3.6               | 8.2         | 89.4                      | 3.4        | 14.3          | 85.7               | 44.3                | 55.6                           | 36.1        | 24.8        |
| <b>Selected Deficiencies<sup>2</sup></b>                   |                      |                              |              |                   |             |                           |            |               |                    |                     |                                |             |             |
| Signs of rats in last 3 months .....                       | 21.1                 | .3                           | 1.1          | 2.3               | 4.7         | 13.3                      | .2         | 2.7           | 7.6                | 6.7                 | 10.7                           | 3.1         | 3.0         |
| Holes in floors .....                                      | 3.8                  | -                            | .5           | .6                | 1.8         | 2.1                       | -          | .2            | 1.4                | .9                  | 1.7                            | .2          | .4          |
| Open cracks or holes (interior) .....                      | 20.4                 | .5                           | -            | 1.7               | 8.0         | 12.0                      | .4         | 1.1           | 7.1                | 6.7                 | 6.7                            | 3.5         | 4.3         |
| Broken plaster or peeling paint (interior) .....           | 13.2                 | .5                           | -            | 1.7               | 4.7         | 8.1                       | -          | 1.5           | 3.9                | 6.3                 | 5.9                            | 1.8         | 1.1         |
| No electrical wiring .....                                 | 9.5                  | .5                           | 1.0          | .2                | .9          | 4.5                       | -          | -             | -                  | -                   | -                              | -           | -           |
| Exposed wiring .....                                       | 4.7                  | .4                           | -            | .4                | .2          | 1.9                       | -          | .2            | 2.7                | .6                  | 1.7                            | .8          | 1.4         |
| Rooms without electric outlets .....                       | 4.7                  | .4                           | -            | .4                | .2          | 1.9                       | -          | .2            | 2.7                | .6                  | 1.7                            | .8          | 1.4         |
| <b>Water Leakage During Last 12 Months</b>                 |                      |                              |              |                   |             |                           |            |               |                    |                     |                                |             |             |
| No leakage from inside structure .....                     | 317.8                | 35.6                         | 9.4          | 6.1               | 12.1        | 113.8                     | 8.0        | 31.2          | 149.3              | 58.9                | 71.9                           | 66.9        | 53.3        |
| With leakage from inside structure <sup>2</sup> .....      | 68.8                 | 3.6                          | 2.0          | 1.5               | 8.8         | 32.9                      | .8         | 2.5           | 29.5               | 17.8                | 17.8                           | 11.5        | 13.5        |
| Fixtures backed up or overflowed .....                     | 22.5                 | .3                           | .3           | .6                | 2.5         | 10.2                      | .3         | .7            | 10.0               | 5.7                 | 6.0                            | 4.3         | 2.7         |
| Pipes leaked .....   | 37.0                 | 1.9                          | 1.3          | 1.1               | 6.2         | 19.6                      | .8         | 1.8           | 14.7               | 10.0                | 9.7                            | 7.5         | 7.3         |
| Other or unknown (includes not reported) .....             | 11.2                 | 1.3                          | .3           | .8                | 3.7         | 3.7                       | -          | -             | 6.2                | 2.9                 | 2.5                            | .9          | 3.4         |
| Interior leakage not reported .....                        | 2.1                  | .8                           | -            | -                 | -           | .9                        | .4         | -             | 1.6                | .8                  | .5                             | -           | .9          |
| No leakage from outside structure .....                    | 342.4                | 36.2                         | 10.6         | 6.2               | 14.4        | 126.4                     | 8.3        | 30.9          | 161.8              | 66.9                | 80.7                           | 67.9        | 58.7        |
| With leakage from outside structure <sup>2</sup> .....     | 44.4                 | 3.4                          | .8           | 1.3               | 6.3         | 20.6                      | .4         | 2.8           | 17.4               | 9.7                 | 9.3                            | 10.6        | 8.6         |
| Roof .....   | 23.1                 | 1.5                          | -            | .8                | 4.7         | 10.5                      | .4         | 1.5           | 7.8                | 5.0                 | 3.6                            | 6.2         | 4.0         |
| Basement .....   | 5.2                  | .3                           | -            | .2                | .5          | 2.4                       | -          | -             | 2.1                | .8                  | 1.6                            | .9          | 1.3         |
| Walls, closed windows, or doors .....                      | 12.0                 | 1.1                          | .8           | .5                | 1.7         | 5.1                       | -          | .9            | 5.7                | 3.1                 | 2.7                            | 3.2         | 2.3         |
| Other or unknown (includes not reported) .....             | 6.1                  | .5                           | -            | -                 | -           | 3.5                       | -          | .5            | 2.2                | 1.4                 | 2.0                            | 1.2         | 1.0         |
| Exterior leakage not reported .....                        | 2.0                  | .3                           | -            | -                 | .2          | .7                        | .4         | -             | 1.2                | 1.0                 | .2                             | -           | .5          |
| <b>Overall Opinion of Structure</b>                        |                      |                              |              |                   |             |                           |            |               |                    |                     |                                |             |             |
| 1 (worst) .....  | 4.5                  | -                            | .3           | .5                | .9          | 2.4                       | .3         | .2            | 3.4                | 1.5                 | 1.8                            | 1.0         | .7          |
| 2 .....  | 4.4                  | -                            | -            | -                 | 1.5         | 2.9                       | .2         | .2            | 3.4                | 2.4                 | 1.8                            | .4          | .4          |
| 3 .....  | 4.6                  | -                            | -            | .5                | .9          | 2.0                       | -          | .4            | 2.1                | 1.5                 | 1.3                            | .6          | .6          |
| 4 .....  | 9.8                  | .3                           | .5           | .2                | 1.7         | 3.2                       | -          | .2            | 5.1                | 2.9                 | 1.7                            | 2.3         | 1.9         |
| 5 .....  | 38.2                 | 1.1                          | 2.7          | 1.5               | 4.9         | 17.8                      | .3         | 4.2           | 14.0               | 9.9                 | 11.8                           | 5.4         | 5.0         |
| 6 .....  | 31.5                 | 1.1                          | 1.0          | -                 | 1.0         | 12.3                      | .8         | .9            | 16.1               | 5.0                 | 7.6                            | 7.3         | 5.1         |
| 7 .....  | 67.6                 | 5.6                          | 2.2          | .8                | 2.7         | 24.8                      | 1.2        | 3.1           | 31.3               | 9.7                 | 18.6                           | 13.4        | 10.2        |
| 8 .....  | 101.2                | 10.7                         | 1.0          | 1.3               | 2.0         | 36.1                      | 3.5        | 4.8           | 47.9               | 18.1                | 16.5                           | 23.2        | 21.1        |
| 9 .....  | 49.8                 | 8.5                          | 1.3          | .3                | 1.8         | 17.0                      | 1.3        | 6.1           | 25.2               | 9.3                 | 9.6                            | 11.2        | 10.3        |
| 10 (best) .....  | 70.4                 | 12.0                         | 1.7          | 2.2               | 2.4         | 27.1                      | 1.3        | 12.0          | 28.2               | 15.3                | 17.2                           | 13.1        | 11.6        |
| Not reported .....   | 6.6                  | .8                           | .7           | .2                | 1.1         | 2.1                       | .3         | 1.7           | 3.6                | 1.9                 | 2.2                            | .8          | .8          |
| <b>Selected Physical Problems</b>                          |                      |                              |              |                   |             |                           |            |               |                    |                     |                                |             |             |
| Severe physical problems <sup>2</sup> .....                | 7.5                  | .3                           | -            | 7.5               | ...         | 5.0                       | -          | .7            | 2.7                | 3.1                 | 4.1                            | .2          | 1.0         |
| Plumbing .....   | 5.0                  | .3                           | -            | 5.0               | ...         | 3.3                       | -          | .5            | 2.1                | 2.2                 | 2.4                            | -           | .4          |
| Heating .....  | 1.8                  | -                            | -            | 1.8               | ...         | 1.1                       | -          | -             | .7                 | .7                  | 1.1                            | -           | .8          |
| Electric .....   | .2                   | -                            | -            | .2                | ...         | .2                        | -          | -             | -                  | -                   | .2                             | -           | -           |
| Upkeep .....   | .8                   | -                            | -            | .8                | ...         | .6                        | -          | .2            | -                  | -                   | .6                             | .2          | -           |
| Hallways .....   | -                    | -                            | -            | -                 | ...         | -                         | -          | -             | -                  | -                   | -                              | -           | -           |
| Moderate physical problems <sup>2</sup> .....              | 21.0                 | .5                           | -            | 21.0              | ...         | 12.1                      | .3         | 3.1           | 7.4                | 6.8                 | 5.6                            | 2.9         | 2.8         |
| Plumbing .....   | 2.0                  | .5                           | -            | 2.0               | ...         | .7                        | .3         | -             | 1.0                | .4                  | .7                             | .3          | .5          |
| Heating .....  | 9.5                  | -                            | -            | 9.5               | ...         | 5.4                       | -          | 1.9           | 2.9                | 3.4                 | 1.6                            | 1.3         | .4          |
| Upkeep .....   | 8.0                  | -                            | -            | 8.0               | ...         | 5.7                       | -          | .4            | 2.8                | 3.1                 | 3.2                            | .6          | 1.5         |
| Hallways .....   | 1.1                  | -                            | -            | 1.1               | ...         | .6                        | -          | -             | .4                 | .2                  | .5                             | -           | .2          |
| Kitchen .....  | 2.1                  | -                            | -            | 2.1               | ...         | .6                        | -          | .8            | 1.1                | .4                  | .4                             | .6          | .4          |

<sup>1</sup>See back cover for details.<sup>2</sup>Figures may not add to total because more than one category may apply to a unit.<sup>3</sup>Two or more units of any tenura in the structure.

Table 4-8. Neighborhood - Renter Occupied Units

[Numbers in thousands. For meaning of symbols, see text.]

| Characteristics  | Total occupied units | Housing unit characteristics |              |                   |             | Household characteristics |            |               |                    |                     | Selected subareas <sup>1</sup> |             |             |
|--|----------------------|------------------------------|--------------|-------------------|-------------|---------------------------|------------|---------------|--------------------|---------------------|--------------------------------|-------------|-------------|
|  |                      | New construction 4 yrs       | Mobile homes | Physical problems |             | Black                     | Hispanic   | Elderly (65+) | Moved in past year | Below poverty level | Area one                       | Area two    | Area three  |
|  |                      |                              |              | Severe            | Moderate    |                           |            |               |                    |                     |                                |             |             |
| <b>Total</b> .....   | <b>388.7</b>         | <b>39.9</b>                  | <b>11.4</b>  | <b>7.5</b>        | <b>21.0</b> | <b>147.7</b>              | <b>9.1</b> | <b>33.7</b>   | <b>180.4</b>       | <b>77.6</b>         | <b>90.2</b>                    | <b>78.5</b> | <b>67.7</b> |
| <b>Overall Opinion of Neighborhood</b>                     |                      |                              |              |                   |             |                           |            |               |                    |                     |                                |             |             |
| 1 (worst).....   | 11.1                 | -                            | .3           | .5                | .7          | 7.3                       | .3         | -             | 5.6                | 5.5                 | 5.3                            | 1.6         | .9          |
| 2.....   | 8.4                  | .3                           | .8           | .6                | 1.5         | 4.7                       | -          | 1.8           | 4.4                | 2.8                 | 4.3                            | .4          | .8          |
| 3.....   | 10.4                 | .3                           | .5           | .3                | -           | 6.3                       | -          | -             | 6.1                | 3.7                 | 3.1                            | 2.0         | 1.0         |
| 4.....   | 7.0                  | -                            | -            | -                 | 1.2         | 3.2                       | -          | .8            | 2.6                | 1.9                 | 1.9                            | 2.3         | 1.2         |
| 5.....   | 35.6                 | 1.4                          | 1.5          | .3                | 2.2         | 17.7                      | .2         | 2.5           | 13.8               | 10.0                | 12.2                           | 7.3         | 5.7         |
| 6.....   | 34.5                 | 1.8                          | .8           | .8                | 1.6         | 12.7                      | .8         | .9            | 17.7               | 5.8                 | 6.8                            | 7.4         | 5.8         |
| 7.....   | 53.2                 | 4.7                          | 1.9          | 1.1               | .8          | 19.1                      | 1.1        | 3.0           | 24.1               | 6.7                 | 11.3                           | 11.8        | 9.1         |
| 8.....   | 90.4                 | 11.6                         | 2.6          | .9                | 5.1         | 29.5                      | 3.6        | 4.7           | 42.8               | 14.1                | 14.3                           | 18.7        | 16.6        |
| 9.....   | 44.9                 | 6.7                          | .9           | -                 | 1.7         | 16.2                      | .8         | 4.7           | 21.5               | 7.4                 | 9.0                            | 10.3        | 9.3         |
| 10 (best).....   | 83.0                 | 12.1                         | 2.1          | 2.8               | 5.1         | 27.5                      | 1.8        | 13.2          | 35.8               | 16.6                | 18.7                           | 15.2        | 15.3        |
| No neighborhood.....                                       | 2.1                  | -                            | -            | -                 | .4          | 1.0                       | -          | 1.1           | .8                 | .9                  | 1.0                            | .3          | .2          |
| Not reported.....  | 8.3                  | 1.1                          | -            | .2                | .7          | 2.6                       | .6         | 1.1           | 5.0                | 2.4                 | 2.3                            | 1.1         | 1.9         |
| <b>Neighborhood Conditions</b>                             |                      |                              |              |                   |             |                           |            |               |                    |                     |                                |             |             |
| With neighborhood.....                                     | 378.3                | 38.8                         | 11.4         | 7.3               | 19.8        | 144.1                     | 8.6        | 31.5          | 174.6              | 74.4                | 86.9                           | 77.0        | 65.6        |
| No problems.....   | 219.6                | 24.8                         | 7.9          | 4.3               | 12.2        | 74.0                      | 4.8        | 23.4          | 101.1              | 35.4                | 40.3                           | 46.2        | 33.6        |
| With problem <sup>2</sup> .....                            | 155.8                | 14.0                         | 3.5          | 3.0               | 7.4         | 68.8                      | 3.7        | 7.5           | 72.7               | 38.3                | 46.3                           | 30.3        | 31.8        |
| Crime.....   | 43.9                 | 2.6                          | .5           | 1.3               | 2.2         | 26.7                      | .6         | 1.0           | 19.9               | 15.4                | 23.8                           | 6.1         | 5.1         |
| Noise.....   | 34.0                 | 2.5                          | .3           | .4                | 3.2         | 15.4                      | 1.6        | 3.0           | 15.4               | 8.1                 | 11.0                           | 6.7         | 7.7         |
| Traffic.....   | 24.0                 | 3.1                          | -            | .7                | 1.3         | 7.6                       | .4         | .6            | 12.0               | 3.2                 | 5.6                            | 5.7         | 5.8         |
| Litter or ho using deterioration.....                      | 10.3                 | .9                           | -            | .6                | .5          | 3.6                       | .3         | .5            | 4.4                | 2.8                 | 3.2                            | 1.6         | 2.3         |
| Poor city or county services.....                          | 5.9                  | .6                           | -            | -                 | .6          | 2.5                       | .3         | .2            | 3.6                | .9                  | 1.3                            | 2.3         | 1.3         |
| Undesirable commercial, institutional, industrial.....     | 4.5                  | 1.1                          | -            | -                 | .2          | 1.9                       | .2         | -             | 2.8                | .6                  | 2.2                            | 1.5         | .2          |
| People.....  | 60.5                 | 5.5                          | 2.1          | .5                | 3.1         | 28.4                      | 1.5        | 4.2           | 27.3               | 17.2                | 16.8                           | 14.1        | 9.7         |
| Other.....   | 27.1                 | 4.0                          | 1.0          | .4                | .9          | 8.8                       | .2         | -             | 14.6               | 3.9                 | 4.3                            | 3.8         | 8.9         |
| Type of problem not reported.....                          | 5.4                  | .3                           | -            | -                 | .4          | 1.7                       | .2         | .3            | 2.8                | .4                  | .4                             | .6          | 2.1         |
| Presence of problems not reported.....                     | 2.9                  | -                            | -            | -                 | .2          | 1.3                       | -          | .6            | .7                 | .6                  | .4                             | .5          | .2          |
| <b>Description of Area Within 300 Feet<sup>2</sup></b>     |                      |                              |              |                   |             |                           |            |               |                    |                     |                                |             |             |
| Single-family detached houses.....                         | 123.0                | 6.5                          | 3.5          | 3.8               | 11.9        | 39.7                      | 1.6        | 12.9          | 49.2               | 24.0                | 32.5                           | 19.9        | 17.6        |
| Only single-family detached.....                           | 7.3                  | -                            | -            | .3                | .8          | 1.7                       | -          | 1.5           | 2.4                | 1.8                 | 1.9                            | .4          | .7          |
| Single-family attached or 1 to 3 story multiunit.....      | 261.7                | 33.3                         | .7           | 6.2               | 12.8        | 112.8                     | 6.4        | 16.9          | 127.4              | 52.1                | 59.3                           | 57.7        | 48.7        |
| 4 to 6 story multiunit.....                                | 14.3                 | 3.5                          | -            | .1                | .3          | 4.4                       | -          | 3.8           | 6.1                | 3.8                 | 10.6                           | 1.0         | .8          |
| 7 stories or more multiunit.....                           | 7.1                  | .6                           | -            | -                 | -           | 1.6                       | .3         | 5.1           | 1.1                | 3.1                 | 5.9                            | .5          | .6          |
| Mobile homes.....  | 10.4                 | 1.1                          | 8.0          | -                 | .7          | .3                        | .5         | 2.2           | 6.6                | 2.1                 | .3                             | .6          | 1.2         |
| Residential parking lots.....                              | 53.5                 | 5.4                          | 1.1          | 3.2               | 2.5         | 20.9                      | 1.2        | 11.6          | 24.9               | 15.1                | 27.1                           | 7.1         | 4.7         |
| Commercial, institutional, or industrial.....              | 155.9                | 21.6                         | .9           | 1.7               | 6.4         | 60.5                      | 5.0        | 13.8          | 77.2               | 28.9                | 34.7                           | 24.8        | 29.4        |
| Body of water.....   | 5.2                  | 2.1                          | -            | -                 | .3          | 2.3                       | -          | -             | 2.8                | .2                  | .3                             | .9          | 2.0         |
| Open space, park, woods, farm, or ranch.....               | 87.2                 | 9.4                          | 3.3          | 3.2               | 6.9         | 29.9                      | 1.3        | 8.8           | 39.9               | 18.8                | 17.5                           | 13.4        | 10.5        |
| 4+ lane high way, railroad, or airport.....                | 47.6                 | 4.7                          | 1.1          | .3                | 1.5         | 15.5                      | 1.6        | 6.9           | 21.3               | 11.4                | 20.8                           | 11.2        | 5.7         |
| Other.....   | 6.6                  | .3                           | -            | .3                | .5          | 3.1                       | -          | .5            | 2.5                | 2.2                 | 1.7                            | .3          | .5          |
| Not observed or not reported.....                          | 9.7                  | .3                           | -            | .3                | .5          | 3.9                       | .3         | .5            | 4.0                | 2.8                 | 1.7                            | 1.6         | 1.6         |
| <b>Age of Other Residential Buildings Within 300 Feet</b>  |                      |                              |              |                   |             |                           |            |               |                    |                     |                                |             |             |
| Older.....   | 7.3                  | 2.2                          | 1.1          | -                 | .2          | 2.1                       | -          | 1.2           | 4.3                | 2.0                 | 2.2                            | 1.2         | .2          |
| About the same.....  | 325.9                | 35.3                         | 7.1          | 6.6               | 16.7        | 125.8                     | 8.3        | 23.2          | 150.1              | 58.6                | 67.4                           | 69.1        | 63.0        |
| Newer.....   | 6.3                  | -                            | -            | 1.2               | .7          | 2.2                       | -          | .7            | 2.1                | 1.3                 | 2.2                            | 1.2         | -           |
| Very mixed.....  | 31.1                 | 2.7                          | 2.6          | -                 | 3.8         | 8.0                       | .3         | 7.1           | 15.6               | 8.6                 | 11.4                           | 5.4         | 3.3         |
| No other residential buildings.....                        | 8.6                  | .3                           | -            | .7                | .5          | 4.2                       | .4         | 1.1           | 3.1                | 1.7                 | 3.0                            | 1.0         | 1.1         |
| Not reported.....  | 4.9                  | .3                           | -            | -                 | -           | 1.4                       | .3         | .2            | 2.1                | 1.0                 | .5                             | 1.4         | 1.1         |
| <b>Mobile Homes in Group</b>                               |                      |                              |              |                   |             |                           |            |               |                    |                     |                                |             |             |
| Mobile homes.....  | 10.8                 | .8                           | 10.8         | -                 | -           | -                         | .5         | 1.8           | 8.2                | 1.7                 | .7                             | .6          | .8          |
| 1 to 6.....  | 2.9                  | -                            | 2.9          | -                 | -           | -                         | -          | -             | 2.3                | -                   | .7                             | .6          | -           |
| 7 to 20.....   | 2.5                  | -                            | 2.5          | -                 | -           | -                         | -          | -             | 1.0                | 1.0                 | -                              | -           | -           |
| 21 or more.....  | 5.4                  | .8                           | 5.4          | -                 | -           | -                         | .5         | 1.8           | 4.9                | .7                  | -                              | -           | .8          |
| <b>Other Buildings Vandalized or With Interior Exposed</b> |                      |                              |              |                   |             |                           |            |               |                    |                     |                                |             |             |
| None.....  | 357.8                | 39.8                         | 10.2         | 5.4               | 19.8        | 130.6                     | 7.4        | 31.2          | 166.9              | 63.1                | 74.8                           | 76.4        | 65.8        |
| 1 building.....  | 3.9                  | -                            | .6           | .8                | .5          | 2.3                       | .5         | .2            | 2.2                | .6                  | 2.0                            | .7          | .2          |
| More than 1 building.....                                  | 8.5                  | -                            | -            | 1.8               | .9          | 6.3                       | -          | 1.4           | 3.4                | 5.8                 | 7.1                            | .5          | .7          |
| No buildings within 300 feet.....                          | 4.7                  | -                            | -            | .7                | .3          | 2.0                       | .4         | .3            | 1.5                | 1.0                 | .8                             | .2          | .6          |
| Not reported.....  | 9.1                  | 1.0                          | -            | -                 | .5          | 2.5                       | .9         | .5            | 3.3                | 2.7                 | 2.0                            | 1.4         | 1.3         |
| <b>Bars on Windows of Buildings</b>                        |                      |                              |              |                   |             |                           |            |               |                    |                     |                                |             |             |
| With other buildings within 300 feet.....                  | 370.3                | 39.8                         | 10.8         | 7.8               | 21.1        | 139.2                     | 7.9        | 32.8          | 172.4              | 69.5                | 83.9                           | 77.6        | 66.7        |
| No bars on windows.....                                    | 340.5                | 39.6                         | 10.2         | 5.2               | 17.5        | 118.2                     | 7.7        | 28.9          | 162.6              | 59.2                | 63.1                           | 72.9        | 65.3        |
| 1 building with bars.....                                  | 6.7                  | .2                           | -            | .2                | 1.4         | 5.6                       | -          | 1.7           | 1.9                | 2.7                 | 4.7                            | .3          | .4          |
| 2 or more buildings with bars.....                         | 18.0                 | -                            | -            | 2.4               | 1.5         | 14.0                      | .3         | 1.9           | 6.5                | 7.2                 | 14.3                           | 3.7         | .8          |
| Not reported.....  | 4.1                  | -                            | .7           | -                 | .8          | 1.4                       | -          | .3            | 1.4                | .5                  | 1.8                            | .7          | .2          |
| <b>Condition of Streets</b>                                |                      |                              |              |                   |             |                           |            |               |                    |                     |                                |             |             |
| No repairs needed.....                                     | 287.1                | 35.9                         | 8.5          | 6.2               | 13.0        | 97.4                      | 6.4        | 23.1          | 138.9              | 44.8                | 39.0                           | 69.4        | 58.5        |
| Minor repairs needed.....                                  | 73.5                 | 2.3                          | 1.7          | 1.9               | 7.3         | 36.7                      | 2.1        | 7.7           | 28.5               | 22.2                | 40.3                           | 7.1         | 7.1         |
| Major repairs needed.....                                  | 8.9                  | -                            | .6           | -                 | 1.0         | 4.7                       | -          | 2.4           | 3.2                | 4.5                 | 5.9                            | -           | 1.2         |
| No streets within 300 feet.....                            | 9.6                  | 2.2                          | -            | .5                | .4          | 2.6                       | .4         | .4            | 4.4                | 1.2                 | 1.2                            | .8          | .5          |
| Not reported.....  | 5.0                  | .3                           | -            | -                 | .2          | 2.2                       | .3         | -             | 2.3                | .6                  | .2                             | 1.9         | 1.3         |
| <b>Trash, Litter, or Junk on Streets or any Properties</b> |                      |                              |              |                   |             |                           |            |               |                    |                     |                                |             |             |
| None.....  | 268.0                | 36.2                         | 7.4          | 2.2               | 7.6         | 93.4                      | 6.4        | 21.9          | 130.2              | 38.1                | 42.4                           | 63.2        | 52.9        |
| Minor accumulation.....                                    | 102.1                | 4.6                          | 3.5          | 3.9               | 12.9        | 43.0                      | 2.5        | 9.8           | 41.5               | 28.2                | 37.5                           | 14.1        | 13.0        |
| Major accumulation.....                                    | 9.9                  | -                            | -            | 2.4               | 1.5         | 6.0                       | -          | 1.7           | 3.4                | 6.4                 | 6.5                            | .2          | 1.6         |
| Not reported.....  | 4.0                  | -                            | -            | -                 | -           | 1.1                       | .3         | .3            | 2.2                | .6                  | .3                             | 1.6         | 1.1         |

<sup>1</sup>See back cover for details.

<sup>2</sup>Figures may not add to total because more than one category may apply to a unit.

**Table 4-9. Household Composition - Renter Occupied Units**

[Numbers in thousands. For meaning of symbols, see text.]

| Characteristics                                      | Total occupied units | Housing unit characteristics |              |                   |             | Household characteristics |             |               |                    |                     | Selected subareas <sup>1</sup> |              |              |
|--|----------------------|------------------------------|--------------|-------------------|-------------|---------------------------|-------------|---------------|--------------------|---------------------|--------------------------------|--------------|--------------|
|  |                      | New construction 4 yrs       | Mobile homes | Physical problems |             | Black                     | Hispanic    | Elderly (65+) | Moved in past year | Below poverty level | Area one                       | Area two     | Area three   |
|  |                      |                              |              | Severe            | Moderate    |                           |             |               |                    |                     |                                |              |              |
| <b>Population in housing units</b>                   | <b>908.3</b>         | <b>74.2</b>                  | <b>25.8</b>  | <b>16.5</b>       | <b>58.7</b> | <b>382.2</b>              | <b>25.6</b> | <b>51.4</b>   | <b>419.8</b>       | <b>202.6</b>        | <b>203.9</b>                   | <b>180.3</b> | <b>150.6</b> |
| <b>Total</b>   | <b>388.7</b>         | <b>39.9</b>                  | <b>11.4</b>  | <b>7.5</b>        | <b>21.0</b> | <b>147.7</b>              | <b>9.1</b>  | <b>33.7</b>   | <b>180.4</b>       | <b>77.6</b>         | <b>90.2</b>                    | <b>78.5</b>  | <b>67.7</b>  |
| <b>Persons</b>                                       |                      |                              |              |                   |             |                           |             |               |                    |                     |                                |              |              |
| 1 person   | 131.3                | 17.1                         | 3.2          | 3.9               | 5.8         | 41.8                      | 2.4         | 21.3          | 58.6               | 24.9                | 35.5                           | 30.5         | 21.6         |
| 2 persons  | 118.9                | 15.3                         | 4.3          | 1.4               | 5.3         | 38.9                      | 2.0         | 9.1           | 57.4               | 18.3                | 22.7                           | 21.1         | 25.1         |
| 3 persons  | 63.1                 | 4.7                          | 2.2          | 1.2               | 2.8         | 30.7                      | 1.6         | 2.4           | 30.5               | 13.1                | 15.3                           | 12.1         | 10.5         |
| 4 persons  | 44.5                 | 2.0                          | 1.2          | -                 | 3.7         | 20.8                      | 1.7         | .5            | 20.2               | 10.9                | 10.0                           | 7.8          | 5.8          |
| 5 persons  | 20.9                 | .5                           | .5           | .2                | 1.8         | 9.5                       | .9          | -             | 10.1               | 7.0                 | 4.8                            | 4.1          | 3.9          |
| 6 persons  | 5.8                  | .3                           | -            | .6                | 1.1         | 3.6                       | .5          | .2            | 2.1                | 2.1                 | 1.0                            | 1.8          | .7           |
| 7 persons or more                                    | 4.3                  | -                            | -            | .2                | .5          | 2.4                       | -           | .2            | 1.5                | 1.3                 | .9                             | 1.3          | -            |
| <b>Median</b>  | <b>2.0</b>           | <b>1.7</b>                   | <b>2.1</b>   | <b>1.5</b>        | <b>2.4</b>  | <b>2.3</b>                | <b>2.6</b>  | <b>1.5</b>    | <b>2.1</b>         | <b>2.3</b>          | <b>1.9</b>                     | <b>1.9</b>   | <b>2.0</b>   |
| <b>Number of Single Children Under 18 Years Old</b>  |                      |                              |              |                   |             |                           |             |               |                    |                     |                                |              |              |
| None   | 251.4                | 34.0                         | 8.3          | 5.3               | 10.8        | 71.8                      | 5.7         | 32.5          | 119.8              | 36.8                | 55.3                           | 53.9         | 48.0         |
| 1  | 59.1                 | 3.1                          | 1.4          | 1.2               | 4.1         | 31.4                      | 1.4         | .6            | 25.3               | 11.4                | 13.1                           | 11.0         | 8.5          |
| 2  | 47.9                 | 2.1                          | 1.2          | .2                | 2.3         | 26.0                      | 1.2         | .4            | 19.0               | 14.2                | 12.6                           | 8.1          | 6.6          |
| 3  | 19.4                 | .7                           | .5           | -                 | 2.0         | 10.1                      | .9          | -             | 12.6               | 8.8                 | 4.7                            | 3.3          | 4.1          |
| 4  | 7.7                  | -                            | -            | .8                | 1.4         | 6.0                       | -           | .2            | 2.8                | 4.7                 | 3.3                            | 1.5          | .3           |
| 5  | 2.3                  | -                            | -            | -                 | .3          | 1.6                       | -           | -             | .8                 | 1.0                 | .8                             | .7           | .2           |
| 6 or more  | 1.0                  | -                            | -            | -                 | -           | .7                        | -           | -             | .2                 | .7                  | .4                             | -            | -            |
| <b>Median</b>  | <b>5-</b>            | <b>5-</b>                    | <b>5-</b>    | <b>5-</b>         | <b>5-</b>   | <b>.6</b>                 | <b>5-</b>   | <b>5-</b>     | <b>5-</b>          | <b>.7</b>           | <b>5-</b>                      | <b>5-</b>    | <b>5-</b>    |
| <b>Persons 65 Years Old and Over</b>                 |                      |                              |              |                   |             |                           |             |               |                    |                     |                                |              |              |
| None   | 350.1                | 36.5                         | 9.9          | 6.6               | 17.7        | 137.0                     | 8.8         | -             | 173.5              | 67.2                | 77.0                           | 71.5         | 63.6         |
| 1 person   | 32.2                 | 2.7                          | .8           | .9                | 2.6         | 9.0                       | .3          | 27.3          | 5.4                | 8.6                 | 11.6                           | 6.2          | 2.7          |
| 2 persons or more                                    | 6.4                  | .7                           | .7           | -                 | .7          | 1.7                       | -           | 6.4           | 1.5                | 1.8                 | 1.6                            | .8           | 1.4          |
| <b>Age of Householder</b>                            |                      |                              |              |                   |             |                           |             |               |                    |                     |                                |              |              |
| Under 25 years                                       | 59.5                 | 8.3                          | 2.2          | .9                | 3.0         | 23.1                      | 1.5         | -             | 45.7               | 16.4                | 13.1                           | 10.8         | 11.4         |
| 25 to 29   | 77.0                 | 9.8                          | 2.3          | 1.1               | 4.3         | 28.5                      | 2.4         | -             | 42.9               | 13.1                | 17.3                           | 16.1         | 19.0         |
| 30 to 34   | 71.4                 | 8.1                          | .9           | 1.8               | 2.8         | 30.1                      | 2.7         | -             | 30.8               | 13.2                | 16.2                           | 14.6         | 14.8         |
| 35 to 44   | 89.9                 | 7.2                          | 1.9          | 2.1               | 4.7         | 35.8                      | 1.8         | -             | 37.7               | 15.0                | 19.5                           | 19.2         | 12.3         |
| 45 to 54   | 38.6                 | 2.9                          | 1.9          | 3.1               | 1.9         | 14.2                      | .5          | -             | 12.7               | 5.3                 | 8.2                            | 9.2          | 4.0          |
| 55 to 64   | 18.7                 | .6                           | .8           | .7                | 1.2         | 6.5                       | .2          | -             | 4.4                | 4.7                 | 3.6                            | 2.4          | 2.8          |
| 65 to 74   | 16.1                 | 1.8                          | 1.5          | .5                | 1.3         | 6.1                       | -           | 16.1          | 4.4                | 3.6                 | 5.5                            | 3.1          | 1.1          |
| 75 years and over                                    | 17.6                 | 1.3                          | -            | .2                | 1.7         | 3.5                       | -           | 17.6          | 1.8                | 6.3                 | 6.8                            | 3.0          | 2.3          |
| <b>Median</b>  | <b>34</b>            | <b>31</b>                    | <b>37</b>    | <b>35</b>         | <b>36</b>   | <b>34</b>                 | <b>31</b>   | <b>75+</b>    | <b>30</b>          | <b>34</b>           | <b>35</b>                      | <b>34</b>    | <b>31</b>    |
| <b>Household Composition by Age of Householder</b>   |                      |                              |              |                   |             |                           |             |               |                    |                     |                                |              |              |
| 2-or-more person households                          | 257.4                | 22.8                         | 8.2          | 3.6               | 15.2        | 105.9                     | 6.8         | 12.4          | 121.8              | 52.7                | 54.6                           | 48.0         | 46.1         |
| Married-couple families, no nonrelatives             | 116.6                | 12.9                         | 4.1          | 2.0               | 6.3         | 31.2                      | 4.3         | 5.4           | 53.4               | 9.3                 | 11.1                           | 24.9         | 21.4         |
| Under 25 years                                       | 11.3                 | 3.2                          | .6           | .2                | 1.3         | 2.1                       | .4          | -             | 9.0                | 1.4                 | 1.0                            | 1.8          | 2.0          |
| 25 to 29 years                                       | 21.9                 | 2.1                          | .5           | -                 | 1.3         | 7.2                       | .8          | -             | 11.4               | 1.1                 | 1.6                            | 6.6          | 5.5          |
| 30 to 34 years                                       | 22.0                 | 2.2                          | .9           | .6                | .8          | 7.1                       | 1.3         | -             | 10.4               | 1.3                 | 2.4                            | 2.7          | 4.3          |
| 35 to 44 years                                       | 36.5                 | 3.0                          | .3           | .5                | 2.0         | 10.0                      | 1.1         | -             | 15.6               | 3.0                 | 3.2                            | 8.8          | 5.7          |
| 45 to 64 years                                       | 19.5                 | 1.7                          | 1.1          | .7                | .6          | 4.3                       | .7          | -             | 6.1                | 1.5                 | 1.7                            | 4.2          | 2.5          |
| 65 years and over                                    | 5.4                  | .7                           | .7           | -                 | 2           | .6                        | -           | 5.4           | .9                 | 1.0                 | 1.3                            | .8           | 1.4          |
| Other male householder                               | 42.3                 | 3.5                          | 1.7          | .3                | 1.3         | 12.8                      | 1.9         | 2.3           | 23.2               | 5.2                 | 8.1                            | 9.0          | 9.7          |
| Under 45 years                                       | 37.7                 | 3.5                          | .9           | .3                | 1.0         | 11.1                      | 1.9         | -             | 21.4               | 5.2                 | 7.6                            | 7.6          | 9.2          |
| 45 to 64 years                                       | 2.3                  | -                            | -            | -                 | .5          | -                         | -           | -             | .8                 | -                   | .2                             | .5           | .5           |
| 65 years and over                                    | 2.3                  | -                            | .8           | -                 | .3          | 1.0                       | -           | 2.3           | 1.1                | -                   | .3                             | .8           | -            |
| Other female householder                             | 98.6                 | 6.4                          | 2.4          | 1.3               | 7.6         | 62.1                      | .6          | 4.7           | 45.2               | 38.2                | 35.4                           | 14.2         | 15.0         |
| Under 45 years                                       | 80.3                 | 5.6                          | 1.4          | 1.3               | 5.5         | 51.9                      | .6          | -             | 41.8               | 31.6                | 29.6                           | 11.6         | 13.6         |
| 45 to 64 years                                       | 13.5                 | .3                           | 1.0          | -                 | 1.2         | 8.0                       | -           | -             | 2.7                | 4.4                 | 3.7                            | 2.4          | 1.2          |
| 65 years and over                                    | 4.7                  | .6                           | -            | -                 | .9          | 2.2                       | -           | 4.7           | .8                 | 2.2                 | 2.0                            | 2.2          | .2           |
| 1-person households                                  | 131.3                | 17.1                         | 3.2          | 3.9               | 5.8         | 41.8                      | 2.4         | 21.3          | 58.6               | 24.9                | 35.5                           | 30.5         | 21.6         |
| Male householder                                     | 62.1                 | 6.8                          | 1.8          | 2.2               | 2.6         | 20.3                      | 1.6         | 4.8           | 32.4               | 10.6                | 18.6                           | 15.7         | 9.3          |
| Under 45 years                                       | 46.4                 | 5.5                          | 1.8          | 1.6               | 1.2         | 14.0                      | 1.6         | -             | 26.8               | 7.4                 | 12.9                           | 12.1         | 7.3          |
| 45 to 64 years                                       | 10.9                 | 1.0                          | -            | .3                | .8          | 4.3                       | -           | -             | 4.6                | 2.0                 | 3.3                            | 2.6          | 1.6          |
| 65 years and over                                    | 4.8                  | .3                           | -            | .3                | .5          | 2.1                       | -           | 4.8           | 1.1                | 1.2                 | 2.4                            | 1.0          | .4           |
| Female householder                                   | 69.2                 | 10.3                         | 1.4          | 1.7               | 3.2         | 21.5                      | .7          | 16.5          | 26.1               | 14.3                | 16.9                           | 14.8         | 12.3         |
| Under 45 years                                       | 41.6                 | 8.2                          | .8           | 1.3               | 1.7         | 14.1                      | .7          | -             | 20.7               | 6.6                 | 7.9                            | 9.6          | 10.0         |
| 45 to 64 years                                       | 11.1                 | .5                           | .6           | -                 | .4          | 3.7                       | -           | -             | 3.1                | 2.1                 | 2.8                            | 1.9          | .9           |
| 65 years and over                                    | 16.5                 | 1.6                          | -            | .4                | 1.1         | 3.7                       | -           | 16.5          | 2.3                | 5.5                 | 6.2                            | 3.2          | 1.4          |
| <b>Adults and Single Children Under 18 Years Old</b> |                      |                              |              |                   |             |                           |             |               |                    |                     |                                |              |              |
| Total households with children                       | 137.4                | 6.0                          | 3.1          | 2.2               | 10.2        | 75.9                      | 3.5         | 1.2           | 60.6               | 40.8                | 34.9                           | 24.8         | 19.7         |
| Married couples                                      | 63.7                 | 3.8                          | 2.1          | 1.3               | 4.6         | 21.8                      | 3.3         | .2            | 28.3               | 6.9                 | 6.1                            | 13.6         | 11.1         |
| One child under 6 only                               | 14.7                 | 1.2                          | 1.4          | .3                | 1.5         | 5.7                       | .9          | -             | 8.0                | .7                  | 2.3                            | 3.7          | 2.1          |
| One under 6, one or more 6 to 17                     | 10.0                 | .5                           | -            | -                 | .9          | 4.3                       | .4          | -             | 4.5                | 1.1                 | .8                             | 1.4          | 1.9          |
| Two or more under 6 only                             | 8.4                  | -                            | .7           | -                 | .3          | 2.2                       | 1.0         | -             | 4.6                | 2.4                 | .6                             | 1.9          | 2.2          |
| Two or more under 6, one or more 6 to 17             | 3.5                  | -                            | -            | -                 | .5          | 1.3                       | -           | 2             | 1.6                | .9                  | .2                             | 1.0          | .5           |
| One or more 6 to 17 only                             | 27.2                 | 1.8                          | -            | 1.0               | 1.3         | 8.2                       | 1.0         | -             | 9.6                | 1.8                 | 2.1                            | 5.6          | 4.4          |
| Other households with two or more adults             | 20.7                 | 1.0                          | 1.0          | .5                | 1.9         | 14.0                      | 2.2         | .4            | 8.4                | 5.0                 | 6.3                            | 3.0          | 3.0          |
| One child under 6 only                               | 3.9                  | -                            | -            | -                 | .2          | 3.5                       | -           | 2             | 2.3                | 1.0                 | 1.2                            | 1.0          | .4           |
| One under 6, one or more 6 to 17                     | 2.2                  | .3                           | -            | -                 | .2          | 1.5                       | -           | 2             | 1.6                | -                   | 1.1                            | .2           | .8           |
| Two or more under 6 only                             | 2.1                  | -                            | .5           | .2                | .4          | .9                        | -           | -             | .4                 | .4                  | .7                             | -            | .3           |
| Two or more under 6, one or more 6 to 17             | 1.5                  | -                            | -            | -                 | .2          | 1.5                       | -           | -             | .2                 | .9                  | .7                             | -            | .2           |
| One or more 6 to 17 only                             | 10.8                 | .7                           | .5           | .2                | 1.3         | 6.7                       | .2          | -             | 3.9                | 2.8                 | 2.7                            | 1.8          | 1.5          |
| Households with one adult or none                    | 53.0                 | 1.4                          | -            | .4                | 3.7         | 40.1                      | -           | .5            | 23.9               | 28.9                | 22.6                           | 8.0          | 5.6          |
| One child under 6 only                               | 10.5                 | -                            | -            | -                 | .9          | 8.0                       | -           | .3            | 5.6                | 5.1                 | 5.3                            | .6           | 1.3          |
| One under 6, one or more 6 to 17                     | 7.7                  | .1                           | -            | -                 | .6          | 6.7                       | -           | -             | 3.5                | 6.1                 | 4.7                            | .7           | .7           |
| Two or more under 6 only                             | 6.3                  | .3                           | -            | .4                | .7          | 4.7                       | -           | -             | 4.6                | 5.0                 | 3.6                            | .9           | .7           |
| Two or more under 6, one or more 6 to 17             | 3.1                  | -                            | -            | -                 | .8          | 2.8                       | -           | -             | 2.1                | 2.6                 | 1.2                            | .7           | .2           |
| One or more 6 to 17 only                             | 25.4                 | .8                           | -            | -                 | 1.4         | 17.8                      | -           | -             | 8.1                | 10.1                | 7.7                            | 5.1          | 2.7          |
| Total households with no children                    | 251.4                | 34.0                         | 8.3          | 5.3               | 10.8        | 71.8                      | 5.7         | 32.5          | 119.8              | 36.8                | 55.3                           | 53.9         | 48.0         |
| Married couples                                      | 54.2                 | 9.3                          | 2.0          | .7                | 2.0         | 9.4                       | 1.0         | 5.2           | 25.8               | 2.7                 | 5.1                            | 11.5         | 10.9         |
| Other households with two or more adults             | 65.9                 | 7.6                          | 3.1          | .7                | 3.0         | 20.5                      | 2.3         | 6.0           | 35.4               | 9.3                 | 14.7                           | 12.0         | 15.5         |
| Households with one adult                            | 131.3                | 17.1                         | 3.2          | 3.9               | 5.8         | 41.8                      | 2.4         | 21.3          | 58.6               | 24.9                | 35.5                           | 30.5         | 21.6         |

Table 4-9. Household Composition - Renter Occupied Units—Con.

[Numbers in thousands. For meaning of symbols, see text.]

| Characteristics  | Total occupied units | Housing unit characteristics |              |                   |          | Household characteristics |          |               |                    |                     | Selected subareas <sup>1</sup> |          |            |
|--|----------------------|------------------------------|--------------|-------------------|----------|---------------------------|----------|---------------|--------------------|---------------------|--------------------------------|----------|------------|
|  |                      | New construction 4 yrs       | Mobile homes | Physical problems |          | Black                     | Hispanic | Elderly (65+) | Moved in past year | Below poverty level | Area one                       | Area two | Area three |
|  |                      |                              |              | Severe            | Moderate |                           |          |               |                    |                     |                                |          |            |
| <b>Own Never Married Children Under 18 Years Old</b>     |                      |                              |              |                   |          |                           |          |               |                    |                     |                                |          |            |
| No own children under 18 years                           | 263.2                | 34.2                         | 8.3          | 5.3               | 11.3     | 79.7                      | 5.8      | 33.3          | 122.9              | 40.6                | 58.4                           | 56.7     | 48.9       |
| With own children under 18 years                         | 125.5                | 5.7                          | 3.1          | 2.2               | 9.7      | 68.0                      | 3.3      | 4             | 57.5               | 37.0                | 31.7                           | 21.8     | 18.8       |
| Under 6 years only                                       | 43.0                 | 1.6                          | 2.6          | 1.0               | 3.6      | 22.9                      | 1.9      | 4             | 24.7               | 13.9                | 13.0                           | 7.2      | 6.9        |
| 1  | 27.2                 | 1.3                          | 1.4          | .5                | 2.8      | 14.9                      | 1.2      | 4             | 15.4               | 6.0                 | 8.0                            | 4.8      | 4.3        |
| 2  | 13.4                 | .3                           | 1.2          | .2                | .7       | 6.6                       | .5       | -             | 7.3                | 5.9                 | 4.1                            | 1.9      | 1.6        |
| 3 or more  | 2.4                  | -                            | -            | .2                | -        | 1.4                       | .2       | -             | 1.9                | 1.9                 | .9                             | .5       | 1.0        |
| 6 to 17 years only                                       | 60.6                 | 3.1                          | .5           | 1.2               | 4.5      | 32.0                      | 1.0      | -             | 22.1               | 14.6                | 13.2                           | 11.3     | 8.4        |
| 1  | 27.5                 | 1.6                          | -            | .8                | 1.0      | 12.4                      | .3       | -             | 10.5               | 3.3                 | 3.6                            | 5.3      | 4.2        |
| 2  | 22.9                 | 1.3                          | -            | -                 | 2.1      | 13.4                      | .3       | -             | 7.2                | 6.2                 | 6.3                            | 4.0      | 3.3        |
| 3 or more  | 10.2                 | .3                           | .5           | .4                | 1.4      | 6.2                       | .4       | -             | 4.5                | 5.1                 | 3.4                            | 2.0      | .9         |
| Both age groups  | 21.9                 | 1.0                          | -            | -                 | 1.6      | 13.1                      | .4       | -             | 10.7               | 8.5                 | 5.6                            | 3.3      | 3.4        |
| 2  | 9.0                  | .5                           | -            | -                 | .4       | 5.3                       | .4       | -             | 3.2                | 2.5                 | 2.0                            | 1.2      | 1.4        |
| 3 or more  | 12.9                 | .5                           | -            | -                 | 1.2      | 7.7                       | -        | -             | 7.5                | 6.0                 | 3.6                            | 2.1      | 2.1        |
| <b>Persons Other Than Spouse or Children<sup>2</sup></b> |                      |                              |              |                   |          |                           |          |               |                    |                     |                                |          |            |
| With other relatives                                     | 60.3                 | 3.0                          | 4.1          | .4                | 4.2      | 28.4                      | 1.7      | 6.1           | 23.6               | 13.3                | 15.1                           | 12.1     | 6.2        |
| Single adult offspring 18 to 29                          | 27.2                 | 1.9                          | 2.2          | .4                | 1.7      | 13.5                      | -        | 1.5           | 11.4               | 5.4                 | 7.6                            | 4.7      | 2.2        |
| Single adult offspring 30 years of age or over           | 5.4                  | .6                           | -            | .2                | .5       | 2.7                       | -        | 2.9           | .9                 | 1.9                 | 1.3                            | 1.0      | .2         |
| Households with three generations                        | 8.5                  | .3                           | -            | -                 | 1.8      | 5.9                       | .3       | .2            | 2.1                | 2.4                 | 2.0                            | 1.5      | .6         |
| Households with 1 subfamily                              | 10.1                 | -                            | -            | -                 | 1.8      | 6.2                       | .7       | .2            | 4.6                | 2.6                 | 2.5                            | 2.7      | 1.2        |
| Subfamily householder age under 30                       | 6.8                  | -                            | -            | -                 | 1.0      | 4.8                       | .2       | .2            | 3.4                | 2.2                 | 2.3                            | 1.7      | 1.0        |
| 30 to 64   | 3.1                  | -                            | -            | -                 | .7       | 1.4                       | .5       | -             | 1.0                | .4                  | .2                             | .9       | .2         |
| 65 and over  | .2                   | -                            | -            | -                 | -        | .4                        | -        | -             | .2                 | -                   | -                              | -        | -          |
| Households with 2 or more subfamilies                    | .4                   | -                            | -            | -                 | -        | .4                        | -        | -             | .4                 | -                   | -                              | .4       | -          |
| Households with other types of relatives                 | 30.7                 | .8                           | 1.9          | .4                | 1.6      | 15.2                      | .9       | 2.7           | 9.8                | 7.3                 | 7.8                            | 6.7      | 3.2        |
| With non-relatives                                       | 53.7                 | 7.0                          | -            | 1.0               | 3.0      | 16.1                      | 1.8      | 1.9           | 30.7               | 7.2                 | 11.4                           | 9.9      | 15.5       |
| Co-owners or co-renters                                  | 36.6                 | 6.4                          | -            | .5                | 1.4      | 9.3                       | 1.1      | .6            | 21.9               | 4.5                 | 8.8                            | 5.3      | 11.6       |
| Lodgers  | 8.3                  | .8                           | -            | .2                | .7       | 3.1                       | .2       | .3            | 4.8                | .3                  | 1.3                            | 2.0      | 3.3        |
| Unrelated children, under 18 years old                   | 3.5                  | .3                           | -            | -                 | .2       | .8                        | -        | -             | 1.8                | .7                  | .8                             | .2       | 1.5        |
| Other non-relatives                                      | 9.6                  | -                            | -            | .3                | .9       | 4.1                       | .5       | .9            | 4.7                | 2.1                 | 1.3                            | 3.0      | 1.0        |
| One or more secondary families                           | 2.2                  | .3                           | -            | -                 | .2       | .8                        | .2       | -             | .9                 | .4                  | .4                             | .2       | 1.0        |
| 2-person households, none related to each other          | 36.4                 | 5.1                          | -            | .7                | 1.9      | 10.1                      | .9       | 1.6           | 20.3               | 4.6                 | 7.1                            | 6.5      | 11.3       |
| 3-8 person households, none related to each other        | 7.2                  | 1.1                          | -            | -                 | -        | 1.4                       | .5       | -             | 5.5                | .6                  | 2.2                            | 1.6      | 1.5        |
| <b>Years of School Completed by Householder</b>          |                      |                              |              |                   |          |                           |          |               |                    |                     |                                |          |            |
| No school years completed                                | 1.6                  | -                            | -            | .5                | -        | .9                        | -        | .7            | .7                 | .9                  | .4                             | .4       | -          |
| Elementary:  |                      |                              |              |                   |          |                           |          |               |                    |                     |                                |          |            |
| less than 8 years  | 14.2                 | 1.1                          | -            | 1.2               | 1.6      | 7.7                       | 1.3      | 6.1           | 3.1                | 7.4                 | 7.3                            | 1.4      | 1.7        |
| 8 years  | 5.4                  | -                            | .3           | -                 | 1.1      | 2.1                       | -        | 1.5           | 2.0                | 1.7                 | 1.2                            | .4       | .2         |
| High School:   |                      |                              |              |                   |          |                           |          |               |                    |                     |                                |          |            |
| 1 to 3 years   | 45.0                 | 1.1                          | 5.2          | .4                | 3.9      | 21.7                      | 1.0      | 5.5           | 20.4               | 16.1                | 14.8                           | 4.6      | 5.6        |
| 4 years  | 129.4                | 11.1                         | 3.3          | 2.8               | 7.0      | 57.8                      | 2.5      | 9.1           | 59.9               | 30.7                | 31.4                           | 24.7     | 19.0       |
| College:   |                      |                              |              |                   |          |                           |          |               |                    |                     |                                |          |            |
| 1 to 3 years   | 86.4                 | 9.5                          | .9           | 1.5               | 4.6      | 34.6                      | 1.4      | 3.5           | 42.9               | 14.0                | 15.5                           | 21.3     | 16.3       |
| 4 years or more  | 106.8                | 17.1                         | 1.7          | 1.0               | 2.7      | 23.0                      | 2.8      | 5.2           | 51.3               | 6.8                 | 19.5                           | 25.6     | 24.9       |
| Median   | 13.0                 | 14.9                         | 12.0         | 12.6              | 12.6     | 12.7                      | 12.9     | 12.1          | 13.3               | 12.4                | 12.7                           | 14.2     | 14.3       |
| <b>Year Householder Moved into Unit</b>                  |                      |                              |              |                   |          |                           |          |               |                    |                     |                                |          |            |
| 1990 to 1994   | 223.3                | 33.3                         | 9.4          | 3.6               | 9.9      | 78.7                      | 6.7      | 8.0           | 180.4              | 43.2                | 46.2                           | 44.8     | 45.9       |
| 1985 to 1989   | 120.2                | 6.7                          | 1.7          | 2.6               | 5.9      | 50.7                      | 2.4      | 10.3          | -                  | 21.3                | 28.7                           | 26.6     | 17.4       |
| 1980 to 1984   | 26.5                 | -                            | .3           | .7                | 2.7      | 9.0                       | -        | 8.9           | -                  | 6.2                 | 8.9                            | 5.8      | 2.9        |
| 1975 to 1979   | 7.6                  | -                            | -            | .2                | .6       | 3.9                       | -        | 1.6           | -                  | 2.3                 | 2.2                            | .5       | .6         |
| 1970 to 1974   | 4.9                  | -                            | -            | -                 | .6       | 2.7                       | -        | 1.0           | -                  | 1.9                 | 2.0                            | .2       | .2         |
| 1960 to 1969   | 4.9                  | -                            | -            | -                 | .8       | 2.4                       | -        | 2.9           | -                  | 2.0                 | 2.3                            | .2       | .4         |
| 1950 to 1959   | 1.0                  | -                            | -            | .4                | -        | .4                        | -        | .5            | -                  | .3                  | -                              | .2       | .3         |
| 1940 to 1949   | -                    | -                            | -            | -                 | -        | -                         | -        | -             | -                  | -                   | -                              | -        | -          |
| 1939 or earlier  | .3                   | -                            | -            | -                 | .3       | -                         | -        | .3            | -                  | .3                  | -                              | -        | -          |
| Median   | 1990+                | -                            | 1990+        | 1990              | 1990     | 1990+                     | 1990+    | 1986          | -                  | 1990+               | 1990+                          | 1990+    | 1990+      |
| <b>Household Moves and Formation in Last Year</b>        |                      |                              |              |                   |          |                           |          |               |                    |                     |                                |          |            |
| Total with a move in last year                           | 193.1                | 28.5                         | 8.3          | 2.7               | 8.3      | 67.2                      | 5.7      | 7.6           | 180.4              | 36.4                | 40.1                           | 36.9     | 39.9       |
| Household all moved here from one unit                   | 152.2                | 24.5                         | 7.7          | 2.5               | 5.6      | 54.0                      | 5.2      | 5.9           | 152.2              | 30.3                | 31.2                           | 28.6     | 28.6       |
| Householder of previous unit did not move here           | 31.6                 | 2.8                          | 1.3          | .8                | 1.1      | 15.4                      | .5       | .5            | 31.6               | 10.8                | 7.4                            | 5.9      | 4.0        |
| Householder of previous unit moved here                  | 115.7                | 20.9                         | 5.9          | 1.7               | 4.0      | 37.0                      | 4.7      | 5.2           | 115.7              | 18.6                | 22.8                           | 21.7     | 23.6       |
| Householder of previous unit not reported                | 4.9                  | .7                           | .5           | -                 | .5       | 1.6                       | -        | .2            | 4.9                | 1.0                 | 1.0                            | 1.0      | 1.1        |
| Household moved here from two or more units              | 25.4                 | 3.3                          | .6           | -                 | 1.7      | 8.0                       | .2       | -             | 25.4               | 3.7                 | 5.0                            | 5.3      | 8.2        |
| No previous householder moved here                       | 8.1                  | 1.0                          | .6           | -                 | .8       | 1.5                       | -        | -             | 8.1                | 2.2                 | 1.4                            | 1.5      | 3.1        |
| 1 previous householder moved here                        | 6.7                  | .3                           | -            | -                 | .3       | 2.2                       | -        | -             | 6.7                | .8                  | .8                             | 2.2      | 1.6        |
| 2 or more previous householders moved here               | 9.7                  | 2.0                          | -            | .9                | 2.7      | 2.7                       | .2       | -             | 9.7                | .4                  | .3                             | 1.4      | 3.0        |
| Previous householder(s) not reported                     | .9                   | -                            | -            | -                 | .7       | .7                        | -        | -             | .9                 | .4                  | .4                             | .3       | .4         |
| Some already here, rest moved in                         | 14.6                 | .7                           | -            | .2                | 1.0      | 4.5                       | .3       | 1.8           | 14.6               | 2.1                 | 3.2                            | 3.0      | 3.1        |
| No previous householder moved here                       | 4.6                  | .7                           | -            | -                 | .2       | 1.8                       | -        | .5            | 4.6                | 1.3                 | 1.4                            | 1.2      | .4         |
| 1 or more previous householders moved here               | 8.2                  | -                            | -            | .2                | .7       | 2.5                       | .3       | 1.2           | 8.2                | .8                  | 1.9                            | 1.1      | 2.5        |
| Previous householder(s) not reported                     | 1.8                  | -                            | -            | -                 | -        | .2                        | -        | -             | 1.8                | -                   | .6                             | .8       | .2         |
| Number of previous units not reported                    | .9                   | -                            | -            | -                 | -        | .6                        | -        | -             | .9                 | .3                  | .6                             | -        | -          |

<sup>1</sup>See back cover for details.

<sup>2</sup>Figures may not add to total because more than one category may apply.

Table 4-10. Previous Unit of Recent Movers - Renter Occupied Units

[Numbers in thousands. For meaning of symbols, see text.]

| Characteristics  | Total occupied units | Housing unit characteristics |              |                   |          | Household characteristics |          |               |                    |                     | Selected subareas <sup>1</sup> |          |            |
|--|----------------------|------------------------------|--------------|-------------------|----------|---------------------------|----------|---------------|--------------------|---------------------|--------------------------------|----------|------------|
|  |                      | New construction 4 yrs       | Mobile homes | Physical problems |          | Black                     | Hispanic | Elderly (65+) | Moved in past year | Below poverty level | Area one                       | Area two | Area three |
|  |                      |                              |              | Severe            | Moderate |                           |          |               |                    |                     |                                |          |            |
| <b>UNITS WHERE HOUSEHOLDER MOVED DURING PAST YEAR</b>          |                      |                              |              |                   |          |                           |          |               |                    |                     |                                |          |            |
| Total.....   | 180.4                | 27.8                         | 8.3          | 2.7               | 7.4      | 63.1                      | 5.4      | 6.2           | 180.4              | 34.6                | 36.8                           | 34.2     | 37.3       |
| <b>Location of Previous Unit</b>                               |                      |                              |              |                   |          |                           |          |               |                    |                     |                                |          |            |
| Inside same (P)MSA.....  | 111.7                | 17.0                         | 5.6          | 2.4               | 6.4      | 44.0                      | 3.4      | 5.1           | 111.7              | 21.5                | 23.7                           | 19.8     | 24.6       |
| In central city(s).....  | 25.2                 | 2.3                          | .4           | 1.5               | 1.3      | 15.6                      | .6       | 2.1           | 25.2               | 8.9                 | 17.3                           | 2.5      | 1.1        |
| Not in central city(s).....                                    | 86.5                 | 14.7                         | 5.2          | .9                | 5.1      | 28.4                      | 2.8      | 3.0           | 86.5               | 12.6                | 6.4                            | 17.3     | 23.4       |
| Inside different (P)MSA in same state.....                     | 21.9                 | 3.2                          | .3           | -                 | .6       | 8.8                       | .7       | .3            | 21.9               | 5.4                 | 7.2                            | 3.8      | 2.5        |
| In central city(s).....  | 6.9                  | .7                           | -            | -                 | .3       | 3.6                       | .3       | .3            | 6.9                | 1.7                 | 4.4                            | 1.0      | .3         |
| Not in central city(s).....                                    | 15.1                 | 2.5                          | .3           | -                 | .3       | 5.2                       | .4       | -             | 15.1               | 3.7                 | 2.8                            | 2.8      | 2.3        |
| Inside different (P)MSA in different state.....                | 34.3                 | 6.2                          | 1.2          | .3                | -        | 8.3                       | 1.3      | .8            | 34.3               | 5.7                 | 5.5                            | 8.0      | 7.3        |
| In central city(s).....  | 20.1                 | 3.4                          | -            | .3                | -        | 6.5                       | 1.1      | -             | 20.1               | 3.6                 | 3.6                            | 5.8      | 3.5        |
| Not in central city(s).....                                    | 14.2                 | 2.8                          | 1.2          | -                 | -        | 1.8                       | .3       | .8            | 14.2               | 2.1                 | 1.9                            | 2.2      | 3.7        |
| Outside any metropolitan area.....                             | 10.3                 | 1.5                          | 1.2          | -                 | .3       | 2.1                       | -        | -             | 10.3               | 1.6                 | .5                             | 2.0      | 2.5        |
| Same state.....  | 5.7                  | .5                           | .6           | -                 | .3       | 1.2                       | -        | -             | 5.7                | 1.4                 | -                              | 1.0      | 1.0        |
| Different state.....   | 4.6                  | .9                           | .5           | -                 | -        | .9                        | -        | -             | 4.6                | .2                  | .5                             | 1.0      | 1.6        |
| Different nation.....  | 2.1                  | -                            | -            | -                 | -        | -                         | -        | -             | 2.1                | .5                  | -                              | .6       | .4         |
| <b>Structure Type of Previous Residence</b>                    |                      |                              |              |                   |          |                           |          |               |                    |                     |                                |          |            |
| Moved from within United States.....                           | 178.2                | 27.8                         | 8.3          | 2.7               | 7.4      | 63.1                      | 5.4      | 6.2           | 178.2              | 34.2                | 36.8                           | 33.6     | 36.9       |
| House.....   | 75.7                 | 10.9                         | 4.2          | .8                | 3.2      | 22.4                      | .9       | 2.7           | 75.7               | 13.9                | 13.0                           | 13.8     | 15.5       |
| Apartment.....   | 94.3                 | 16.0                         | 1.8          | 1.4               | 3.2      | 39.6                      | 4.6      | 2.0           | 94.3               | 18.3                | 23.1                           | 18.7     | 19.3       |
| Mobile home.....   | 5.3                  | .7                           | 2.3          | -                 | .7       | .2                        | -        | 1.5           | 5.3                | .5                  | .2                             | -        | 1.5        |
| Other.....   | 2.9                  | .3                           | -            | .5                | .3       | .9                        | -        | -             | 2.9                | 1.5                 | .5                             | 1.1      | .6         |
| <b>Tenure of Previous Residence</b>                            |                      |                              |              |                   |          |                           |          |               |                    |                     |                                |          |            |
| House, apt., mobile home in United States.....                 | 175.4                | 27.6                         | 8.3          | 2.2               | 7.1      | 62.2                      | 5.4      | 6.2           | 175.4              | 32.7                | 36.3                           | 32.5     | 36.3       |
| Owner occupied.....  | 46.7                 | 8.6                          | 3.9          | -                 | 1.3      | 13.1                      | .6       | 3.4           | 46.7               | 7.8                 | 8.3                            | 8.0      | 10.6       |
| Renter occupied.....   | 128.6                | 19.0                         | 4.4          | 2.1               | 5.8      | 49.1                      | 4.8      | 2.8           | 128.6              | 24.8                | 28.0                           | 24.5     | 25.7       |
| <b>Persons - Previous Residence</b>                            |                      |                              |              |                   |          |                           |          |               |                    |                     |                                |          |            |
| House, apt., mobile home in United States.....                 | 175.4                | 27.6                         | 8.3          | 2.2               | 7.1      | 62.2                      | 5.4      | 6.2           | 175.4              | 32.7                | 36.3                           | 32.5     | 36.3       |
| 1 person.....  | 29.8                 | 6.0                          | .3           | .3                | .9       | 8.4                       | .8       | 2.8           | 29.8               | 3.6                 | 8.5                            | 6.1      | 6.1        |
| 2 persons.....   | 51.1                 | 10.6                         | 3.3          | .8                | 1.8      | 15.0                      | 1.2      | 1.9           | 51.1               | 4.5                 | 9.4                            | 7.4      | 12.0       |
| 3 persons.....   | 36.3                 | 5.4                          | 2.0          | .6                | 1.4      | 13.1                      | 1.3      | .8            | 36.3               | 7.2                 | 5.9                            | 6.9      | 8.0        |
| 4 persons.....   | 28.5                 | 3.2                          | .7           | .5                | .5       | 11.6                      | 1.4      | .3            | 28.5               | 7.5                 | 6.0                            | 5.8      | 3.5        |
| 5 persons.....   | 13.7                 | 1.5                          | .9           | -                 | .4       | 6.3                       | .5       | .2            | 13.7               | 2.8                 | 2.9                            | 2.4      | 4.2        |
| 6 persons.....   | 5.8                  | -                            | -            | -                 | 1.1      | 3.3                       | -        | -             | 5.8                | 2.6                 | 1.4                            | 1.7      | 1.2        |
| 7 persons or more.....   | 4.4                  | -                            | -            | -                 | .5       | 2.9                       | -        | -             | 4.4                | 2.5                 | 1.2                            | .9       | -          |
| Not reported.....  | 5.8                  | .9                           | 1.0          | .2                | .5       | 1.6                       | .2       | .2            | 5.8                | 2.1                 | 1.0                            | 1.3      | 1.3        |
| Median.....  | 2.8                  | 2.2                          | 2.5          | ...               | 2.9      | 3.0                       | ...      | ...           | 2.8                | 3.5                 | 2.5                            | 2.8      | 2.4        |
| <b>Previous Home Owned or Rented by Someone Who Moved Here</b> |                      |                              |              |                   |          |                           |          |               |                    |                     |                                |          |            |
| House, apt., mobile home in United States.....                 | 175.4                | 27.6                         | 8.3          | 2.2               | 7.1      | 62.2                      | 5.4      | 6.2           | 175.4              | 32.7                | 36.3                           | 32.5     | 36.3       |
| Owned or rented by a mover.....                                | 131.4                | 23.0                         | 5.9          | 1.9               | 4.9      | 43.1                      | 4.9      | 5.4           | 131.4              | 19.4                | 26.4                           | 23.8     | 28.2       |
| Owned or rented by other.....                                  | 38.7                 | 3.9                          | 1.9          | .3                | 1.7      | 17.3                      | .5       | .5            | 38.7               | 12.1                | 8.8                            | 7.6      | 6.8        |
| By a relative.....   | 31.9                 | 3.4                          | 1.9          | .3                | 1.3      | 14.0                      | .5       | .3            | 31.9               | 10.6                | 7.0                            | 5.8      | 5.5        |
| By a nonrelative.....  | 6.3                  | .5                           | -            | -                 | .4       | 3.1                       | -        | .2            | 6.3                | 1.5                 | 1.8                            | 1.6      | 1.4        |
| Not reported.....  | .5                   | -                            | -            | -                 | -        | .2                        | -        | -             | .5                 | -                   | -                              | .2       | -          |
| Not reported.....  | 5.3                  | .7                           | .5           | -                 | .5       | 1.8                       | -        | .2            | 5.3                | 1.2                 | 1.0                            | 1.0      | 1.3        |
| <b>Change in Housing Costs</b>                                 |                      |                              |              |                   |          |                           |          |               |                    |                     |                                |          |            |
| House, apt., mobile home in United States.....                 | 175.4                | 27.6                         | 8.3          | 2.2               | 7.1      | 62.2                      | 5.4      | 6.2           | 175.4              | 32.7                | 36.3                           | 32.5     | 36.3       |
| Increased with move.....                                       | 86.2                 | 16.6                         | 3.7          | 1.1               | 2.3      | 30.1                      | 1.5      | 3.3           | 86.2               | 14.9                | 17.8                           | 19.4     | 17.2       |
| Stayed about the same.....                                     | 38.6                 | 5.4                          | 2.1          | -                 | 1.9      | 12.6                      | 2.2      | .7            | 38.6               | 5.6                 | 8.5                            | 4.2      | 8.2        |
| Decreased.....   | 44.1                 | 5.1                          | 1.9          | 1.1               | 2.3      | 17.4                      | 1.1      | 1.8           | 44.1               | 10.8                | 9.4                            | 7.7      | 9.2        |
| Don't know.....  | 2.6                  | -                            | -            | -                 | -        | .8                        | .5       | .2            | 2.6                | .4                  | .2                             | .2       | .5         |
| Not reported.....  | 3.9                  | .5                           | .5           | -                 | .5       | 1.4                       | -        | .2            | 3.9                | .9                  | .4                             | 1.0      | 1.3        |

<sup>1</sup>See back cover for details.

Table 4-1. Reasons for Move and Choice of Current Residence - Renter Occupied Units

[Numbers in thousands. For meaning of symbols, see text.]

| Characteristics   | Total occupied units | Housing unit characteristics |              |                   |           | Household characteristics |          |               |                    |                     | Selected subareas <sup>1</sup> |          |            |
|---|----------------------|------------------------------|--------------|-------------------|-----------|---------------------------|----------|---------------|--------------------|---------------------|--------------------------------|----------|------------|
|   |                      | New construction 4 yrs       | Mobile homes | Physical problems |           | Black                     | Hispanic | Elderly (65+) | Moved in past year | Below poverty level | Area one                       | Area two | Area three |
|   |                      |                              |              | Severe            | Mod-erate |                           |          |               |                    |                     |                                |          |            |
| <b>RESPONDEIT MOVED DURING PAST YEAR</b>                |                      |                              |              |                   |           |                           |          |               |                    |                     |                                |          |            |
| Total.....  | 182.5                | 27.8                         | 8.3          | 2.7               | 7.4       | 63.8                      | 5.7      | 6.4           | 180.4              | 34.6                | 37.4                           | 34.4     | 37.3       |
| <b>Reasons for Leaving Previous Unit<sup>2</sup></b>    |                      |                              |              |                   |           |                           |          |               |                    |                     |                                |          |            |
| Private displacement.....                               | 3.6                  | -                            | .5           | -                 | -         | 1.2                       | -        | .3            | 3.6                | .4                  | .9                             | .9       | .7         |
| Owner to move into unit.....                            | 1.6                  | -                            | .5           | -                 | -         | .2                        | -        | -             | 1.6                | -                   | .2                             | .6       | -          |
| To be converted to condominium or cooperative.....      | -                    | -                            | -            | -                 | -         | -                         | -        | -             | -                  | -                   | -                              | -        | -          |
| Closed for repairs.....                                 | .3                   | -                            | -            | -                 | -         | .3                        | -        | .3            | .3                 | -                   | -                              | .3       | -          |
| Other.....  | 1.3                  | -                            | -            | -                 | -         | .2                        | -        | 1.3           | .4                 | .4                  | .2                             | -        | .7         |
| Not reported.....                                       | .4                   | -                            | -            | -                 | -         | .4                        | -        | -             | .4                 | -                   | .4                             | -        | -          |
| Government displacement.....                            | .9                   | -                            | .3           | -                 | .3        | .1                        | -        | .9            | .7                 | .1                  | .2                             | .2       | -          |
| Government wanted building or land.....                 | .3                   | -                            | .3           | -                 | -         | -                         | -        | -             | .3                 | .3                  | -                              | -        | -          |
| Unit unfit for occupancy.....                           | -                    | -                            | -            | -                 | -         | -                         | -        | -             | -                  | -                   | -                              | -        | -          |
| Other.....  | .3                   | -                            | -            | -                 | .3        | -                         | -        | -             | .3                 | .3                  | -                              | -        | -          |
| Not reported.....                                       | .3                   | -                            | -            | -                 | -         | .1                        | -        | -             | .3                 | .1                  | .1                             | .2       | -          |
| Disaster loss (fire, flood, etc.).....                  | .8                   | -                            | .3           | -                 | -         | -                         | -        | -             | .8                 | .6                  | -                              | -        | .2         |
| New job or job transfer.....                            | 28.5                 | 7.1                          | 1.3          | .3                | .2        | 4.3                       | 1.0      | -             | 27.9               | 2.6                 | 3.4                            | 5.8      | 8.2        |
| To be closer to work/school/other.....                  | 25.7                 | 4.3                          | -            | .3                | .5        | 7.7                       | .4       | -             | 25.7               | 2.9                 | 4.7                            | 6.8      | 3.3        |
| Other, financial/employment related.....                | 12.1                 | 1.3                          | .3           | -                 | .5        | 4.4                       | -        | 1.0           | 12.1               | 2.8                 | 2.9                            | 2.6      | 2.3        |
| To establish own household.....                         | 27.5                 | 3.9                          | 1.9          | -                 | 1.3       | 12.1                      | .3       | .2            | 27.5               | 6.3                 | 6.7                            | 5.0      | 4.1        |
| Needed larger house or apartment.....                   | 16.1                 | 2.1                          | .3           | .2                | .6        | 6.3                       | 1.0      | -             | 16.1               | 3.4                 | 2.4                            | 5.5      | 2.6        |
| Married.....  | 5.6                  | 1.3                          | -            | .2                | -         | .9                        | .2       | -             | 5.6                | .4                  | .2                             | 1.2      | .9         |
| Widowed, divorced or separated.....                     | 7.5                  | 1.8                          | .3           | -                 | -         | 2.6                       | -        | .2            | 7.5                | .5                  | 1.3                            | .8       | 2.2        |
| Other, family/person related.....                       | 18.5                 | 2.9                          | 1.2          | .3                | .7        | 7.1                       | .7       | 1.6           | 17.8               | 5.2                 | 3.8                            | 2.4      | 4.0        |
| Wanted better home.....                                 | 22.9                 | 3.7                          | .8           | -                 | 1.0       | 10.3                      | 1.7      | .9            | 22.9               | 2.9                 | 5.8                            | 5.1      | 3.0        |
| Change from owner to renter.....                        | 5.0                  | 1.6                          | .8           | -                 | .2        | 1.6                       | -        | 1.6           | 5.0                | .2                  | .3                             | 1.0      | .8         |
| Change from renter to owner.....                        | -                    | -                            | -            | -                 | -         | -                         | -        | -             | -                  | -                   | -                              | -        | -          |
| Wanted lower rent or maintenance.....                   | 14.1                 | 1.0                          | -            | .3                | 1.5       | 5.1                       | .5       | 1.1           | 14.1               | 2.9                 | 2.1                            | 3.5      | 3.0        |
| Other housing related reasons.....                      | 14.1                 | 1.5                          | .8           | .8                | .9        | 5.4                       | .5       | .4            | 14.1               | 4.3                 | 4.2                            | 2.1      | 1.1        |
| Other.....  | 16.9                 | 3.0                          | -            | .3                | 1.3       | 7.5                       | .8       | .5            | 16.4               | 3.3                 | 3.6                            | 2.2      | 2.9        |
| Not reported.....                                       | 3.7                  | .3                           | .5           | -                 | .2        | 1.8                       | -        | .6            | 3.4                | 1.1                 | 1.4                            | .9       | .8         |
| <b>Choice of Present Neighborhood<sup>2</sup></b>       |                      |                              |              |                   |           |                           |          |               |                    |                     |                                |          |            |
| Convenient to job.....                                  | 59.6                 | 12.9                         | 1.3          | .3                | 1.7       | 17.5                      | 1.2      | -             | 59.2               | 5.6                 | 11.1                           | 12.6     | 12.5       |
| Convenient to friends or relatives.....                 | 30.3                 | 3.9                          | .9           | .4                | 1.1       | 8.2                       | 1.7      | 1.8           | 29.3               | 4.9                 | 7.9                            | 6.4      | 5.9        |
| Convenient to leisure activities.....                   | 8.7                  | 2.3                          | -            | -                 | .5        | 3.1                       | -        | -             | 8.7                | .4                  | 4.5                            | 1.2      | 1.4        |
| Convenient to public transportation.....                | 7.6                  | .5                           | -            | -                 | .4        | 3.4                       | -        | -             | 7.6                | 1.1                 | 1.9                            | 3.9      | .4         |
| Good schools.....                                       | 13.2                 | 1.8                          | -            | -                 | .5        | 5.2                       | .6       | -             | 13.2               | 2.3                 | 1.7                            | 4.4      | 1.6        |
| Other public services.....                              | 5.1                  | -                            | .7           | -                 | .2        | 3.4                       | .4       | .2            | 5.1                | 1.4                 | 2.4                            | .7       | .6         |
| Looks/design of neighborhood.....                       | 30.6                 | 7.4                          | .7           | -                 | 1.3       | 12.5                      | .3       | 1.8           | 30.6               | 4.6                 | 5.0                            | 6.6      | 4.4        |
| House was most important consideration.....             | 29.8                 | 4.7                          | 1.8          | 1.0               | 2.4       | 10.2                      | 1.5      | .9            | 29.6               | 6.1                 | 4.8                            | 5.1      | 5.8        |
| Other.....  | 49.8                 | 4.2                          | 2.5          | 1.4               | 1.3       | 18.5                      | 1.5      | 2.1           | 49.2               | 12.7                | 11.0                           | 5.9      | 15.1       |
| Not reported.....                                       | 8.3                  | .8                           | 1.5          | -                 | .5        | 3.1                       | .4       | .6            | 7.9                | 2.6                 | 1.8                            | 1.4      | 1.4        |
| <b>Neighborhood Search</b>                              |                      |                              |              |                   |           |                           |          |               |                    |                     |                                |          |            |
| Looked at just this neighborhood.....                   | 85.3                 | 12.7                         | 4.6          | .9                | 2.3       | 26.4                      | 3.5      | 3.2           | 84.5               | 15.0                | 19.9                           | 15.3     | 17.2       |
| Looked at other neighborhood(s).....                    | 90.7                 | 14.6                         | 3.1          | 1.8               | 4.5       | 35.4                      | 2.0      | 2.6           | 89.9               | 17.9                | 16.2                           | 17.5     | 19.1       |
| Not reported.....                                       | 6.4                  | .5                           | .5           | -                 | .5        | 2.0                       | .2       | .6            | 6.1                | 1.8                 | 1.4                            | 1.7      | 1.1        |
| <b>Choice of Present Home<sup>2</sup></b>               |                      |                              |              |                   |           |                           |          |               |                    |                     |                                |          |            |
| Financial reasons.....                                  | 83.4                 | 8.8                          | 4.2          | .9                | 4.7       | 30.4                      | 2.7      | 1.6           | 83.0               | 17.8                | 15.3                           | 16.4     | 15.8       |
| Room layout/design.....                                 | 42.8                 | 11.4                         | -            | .2                | 1.1       | 10.2                      | 1.7      | 1.1           | 42.8               | 3.9                 | 5.3                            | 11.4     | 6.6        |
| Kitchen.....  | 3.9                  | 1.4                          | -            | -                 | -         | .9                        | .6       | -             | 3.9                | .6                  | .5                             | 1.4      | .5         |
| Size.....   | 23.8                 | 4.6                          | .3           | .2                | .2        | 5.4                       | .6       | .2            | 23.6               | 3.2                 | 3.4                            | 5.5      | 2.6        |
| Exterior appearance.....                                | 15.1                 | 4.9                          | -            | -                 | .5        | 3.4                       | .5       | .7            | 15.1               | 2.3                 | 3.5                            | 3.4      | 2.3        |
| Yard/trees/view.....                                    | 12.7                 | 1.6                          | -            | -                 | .2        | 2.4                       | .6       | .2            | 12.7               | .9                  | 1.1                            | 1.8      | 3.1        |
| Quality of construction.....                            | 10.0                 | 2.4                          | -            | -                 | -         | 3.3                       | .2       | .2            | 10.0               | 2.0                 | 1.1                            | 5.4      | .9         |
| Only one available.....                                 | 20.9                 | 2.9                          | 1.9          | 1.1               | 1.4       | 9.1                       | .8       | 1.8           | 20.7               | 5.5                 | 6.9                            | 2.1      | 3.2        |
| Other.....  | 40.3                 | 5.8                          | 3.3          | .5                | .8        | 12.6                      | 1.1      | 1.6           | 39.2               | 7.6                 | 10.2                           | 4.2      | 10.8       |
| <b>Home Search</b>                                      |                      |                              |              |                   |           |                           |          |               |                    |                     |                                |          |            |
| Now in house.....                                       | 38.0                 | 2.7                          | -            | .7                | 2.4       | 9.7                       | 1.4      | .9            | 37.8               | 6.5                 | 5.5                            | 6.1      | 9.5        |
| Looked at only this unit.....                           | .9                   | -                            | -            | .2                | -         | .6                        | -        | -             | .9                 | .9                  | .3                             | .4       | -          |
| Looked at houses or mobile homes only.....              | 21.7                 | 1.6                          | -            | -                 | 1.4       | 4.3                       | 1.4      | .9            | 21.7               | 2.6                 | 2.7                            | 3.2      | 5.8        |
| Looked at apartments too.....                           | 12.8                 | .8                           | -            | .5                | .7        | 4.2                       | -        | -             | 12.6               | 2.5                 | 2.6                            | 1.9      | 3.1        |
| Search not reported.....                                | 2.6                  | .3                           | -            | -                 | .3        | .5                        | -        | -             | 2.6                | .5                  | -                              | .6       | .6         |
| Now in mobile home.....                                 | 8.3                  | .7                           | 8.3          | -                 | -         | -                         | .4       | 1.5           | 8.3                | 2.0                 | .7                             | -        | .7         |
| Looked at only this unit.....                           | -                    | -                            | -            | -                 | -         | -                         | -        | -             | -                  | -                   | -                              | -        | -          |
| Looked at houses or mobile homes only.....              | 5.0                  | .7                           | 5.0          | -                 | -         | -                         | .4       | .7            | 5.0                | .8                  | .7                             | -        | .7         |
| Looked at apartments too.....                           | 2.5                  | -                            | 2.5          | -                 | -         | -                         | -        | .8            | 2.5                | .9                  | -                              | -        | -          |
| Search not reported.....                                | .8                   | -                            | .8           | -                 | -         | -                         | -        | -             | .8                 | .3                  | -                              | -        | -          |
| Now in apartment.....                                   | 136.2                | 24.5                         | -            | 2.0               | 5.0       | 54.2                      | 3.8      | 4.1           | 134.3              | 26.1                | 31.2                           | 28.4     | 27.2       |
| Looked at only this unit.....                           | 5.8                  | 1.0                          | -            | -                 | .3        | .8                        | .2       | .5            | 5.8                | 1.2                 | .7                             | 1.0      | 1.9        |
| Looked at apartments only.....                          | 89.9                 | 17.1                         | -            | 1.1               | 2.7       | 34.0                      | 2.7      | 1.9           | 88.6               | 17.3                | 21.6                           | 16.9     | 17.6       |
| Looked at houses or mobile homes too.....               | 33.4                 | 5.7                          | -            | 1.0               | 1.5       | 16.5                      | .6       | .5            | 33.0               | 6.5                 | 7.1                            | 9.4      | 5.5        |
| Search not reported.....                                | 7.2                  | .8                           | -            | -                 | .5        | 2.9                       | .3       | 1.1           | 6.8                | 1.1                 | 1.8                            | 1.0      | 2.2        |
| <b>Recent Mover Comparison to Previous Home</b>         |                      |                              |              |                   |           |                           |          |               |                    |                     |                                |          |            |
| Better home.....  | 82.0                 | 16.1                         | 1.1          | 1.9               | 2.3       | 31.4                      | 3.0      | 1.7           | 80.9               | 17.1                | 19.0                           | 13.7     | 15.2       |
| Worse home.....   | 42.6                 | 3.5                          | 4.4          | .6                | 2.5       | 11.3                      | 1.1      | 2.0           | 42.2               | 8.4                 | 5.8                            | 9.7      | 9.7        |
| About the same.....                                     | 52.6                 | 7.9                          | 1.8          | .3                | 2.0       | 19.5                      | 1.2      | 2.0           | 52.3               | 8.2                 | 11.4                           | 10.0     | 11.5       |
| Not reported.....                                       | 5.4                  | .3                           | 1.0          | -                 | .5        | 1.6                       | .4       | .8            | 5.0                | 1.0                 | 1.2                            | 1.0      | 1.0        |
| <b>Recent Mover Comparison to Previous Neighborhood</b> |                      |                              |              |                   |           |                           |          |               |                    |                     |                                |          |            |
| Better neighborhood.....                                | 69.3                 | 13.7                         | 2.2          | 1.9               | 2.7       | 24.3                      | 2.1      | 3.3           | 68.4               | 13.3                | 13.1                           | 12.6     | 13.1       |
| Worse neighborhood.....                                 | 35.3                 | 2.4                          | 3.0          | .6                | 1.9       | 12.8                      | .6       | 1.0           | 35.3               | 8.9                 | 7.8                            | 7.8      | 8.0        |
| About the same.....                                     | 62.2                 | 10.8                         | 1.5          | .3                | 1.5       | 21.2                      | 1.9      | 1.4           | 61.3               | 9.6                 | 12.0                           | 11.5     | 13.1       |
| Same neighborhood.....                                  | 10.0                 | .7                           | 1.1          | -                 | .7        | 3.6                       | 1.0      | -             | 10.0               | 1.9                 | 3.1                            | 1.3      | 2.1        |
| Not reported.....                                       | 5.8                  | .3                           | .5           | -                 | .5        | 1.8                       | -        | .6            | 5.4                | 1.0                 | 1.5                            | 1.2      | 1.0        |

<sup>1</sup>See back cover for details.<sup>2</sup>Figures may not add to total because more than one category may apply to a unit.



**Table 4-12. Income Characteristics - Renter Occupied Units**

(Numbers in thousands. For meaning of symbols, see text.)

| Characteristics   | Total occupied units | Housing unit characteristics |               |                   |               | Household characteristics |               |               |                    |                     | Selected subareas <sup>1</sup> |               |               |
|---|----------------------|------------------------------|---------------|-------------------|---------------|---------------------------|---------------|---------------|--------------------|---------------------|--------------------------------|---------------|---------------|
|   |                      | New construction 4 yrs       | Mobile homes  | Physical problems |               | Black                     | Hispanic      | Elderly (65+) | Moved in past year | Below poverty level | Area one                       | Area two      | Area three    |
|   |                      |                              |               | Severe            | Moderate      |                           |               |               |                    |                     |                                |               |               |
| <b>Total</b> .....  | <b>388.7</b>         | <b>39.9</b>                  | <b>11.4</b>   | <b>7.5</b>        | <b>21.0</b>   | <b>147.7</b>              | <b>9.1</b>    | <b>33.7</b>   | <b>180.4</b>       | <b>77.6</b>         | <b>90.2</b>                    | <b>78.5</b>   | <b>67.7</b>   |
| <b>Household Income</b>   |                      |                              |               |                   |               |                           |               |               |                    |                     |                                |               |               |
| Less than \$5,000.....  | 42.6                 | 1.5                          | 1.6           | 1.4               | 3.7           | 27.4                      | -             | 4.6           | 19.5               | 42.6                | 20.6                           | 6.1           | 3.6           |
| \$5,000 to \$9,999.....   | 40.7                 | 2.2                          | 1.3           | 2.2               | 3.5           | 22.7                      | .2            | 11.7          | 15.4               | 27.7                | 18.9                           | 6.5           | 3.5           |
| \$10,000 to \$14,999.....   | 39.7                 | 1.9                          | 1.5           | 1.2               | 4.2           | 19.9                      | .7            | 6.0           | 19.5               | 5.7                 | 10.7                           | 6.0           | 4.2           |
| \$15,000 to \$19,999.....   | 34.2                 | 1.4                          | 2.3           | -                 | 4             | 14.4                      | .7            | 3.1           | 17.0               | 1.7                 | 5.9                            | 6.4           | 5.0           |
| \$20,000 to \$24,999.....   | 41.0                 | 3.8                          | -             | -                 | 2.2           | 17.1                      | 2.5           | 2.6           | 17.9               | -                   | 8.7                            | 8.2           | 7.9           |
| \$25,000 to \$29,999.....   | 45.7                 | 7.0                          | 1.4           | 3                 | 1.9           | 18.0                      | 1.0           | 3.1           | 23.2               | -                   | 8.3                            | 12.6          | 7.7           |
| \$30,000 to \$34,999.....   | 28.9                 | 3.2                          | 1.8           | 6                 | 1.1           | 7.3                       | .8            | 1.3           | 14.6               | -                   | 4.3                            | 5.5           | 5.8           |
| \$35,000 to \$39,999.....   | 29.5                 | 3.1                          | 1.2           | 4                 | .4            | 4.7                       | .9            | .5            | 14.8               | -                   | 4.7                            | 6.8           | 7.6           |
| \$40,000 to \$49,999.....   | 38.0                 | 6.9                          | -             | .5                | 1.4           | 10.5                      | 1.6           | .7            | 16.7               | -                   | 3.9                            | 11.7          | 8.6           |
| \$50,000 to \$59,999.....   | 21.8                 | 3.3                          | -             | -                 | .7            | 3.9                       | .2            | -             | 9.9                | -                   | 1.4                            | 4.4           | 5.3           |
| \$60,000 to \$79,999.....   | 17.7                 | 4.2                          | -             | .2                | .4            | 1.4                       | -             | -             | 8.6                | -                   | 2.2                            | 1.2           | 5.2           |
| \$80,000 to \$99,999.....   | 5.2                  | .9                           | -             | -                 | .2            | .3                        | .6            | -             | 1.9                | -                   | .3                             | 1.2           | 1.2           |
| \$100,000 to \$119,999.....   | 1.5                  | .5                           | -             | -                 | -             | -                         | -             | -             | 1.0                | -                   | .3                             | -             | 1.3           |
| \$120,000 or more.....  | 1.4                  | -                            | -             | -                 | -             | -                         | -             | -             | .2                 | -                   | -                              | -             | .7            |
| <b>Median</b> .....   | <b>24 535</b>        | <b>33 353</b>                | <b>17 910</b> | <b>10 645</b>     | <b>13 910</b> | <b>16 323</b>             | <b>27 455</b> | <b>10 456</b> | <b>25 182</b>      | <b>5000-</b>        | <b>12 573</b>                  | <b>26 590</b> | <b>31 666</b> |
| As percent of poverty level:  |                      |                              |               |                   |               |                           |               |               |                    |                     |                                |               |               |
| Less than 50 percent.....   | 38.2                 | 1.5                          | .5            | 1.2               | 3.3           | 25.0                      | -             | 2.8           | 17.0               | 38.2                | 18.5                           | 6.1           | 2.9           |
| 50 to 99.....   | 39.4                 | 2.2                          | 1.4           | 1.9               | 3.5           | 24.2                      | .5            | 7.1           | 17.7               | 39.4                | 16.0                           | 5.7           | 4.3           |
| 100 to 149.....   | 42.2                 | 1.4                          | 2.6           | 1.2               | 4.2           | 20.1                      | 1.2           | 8.2           | 17.9               | ...                 | 14.7                           | 7.9           | 3.3           |
| 150 to 199.....   | 38.7                 | 1.3                          | 1.8           | .8                | 2.4           | 17.6                      | .8            | 4.6           | 19.6               | ...                 | 7.4                            | 6.0           | 5.8           |
| 200 percent or more.....  | 230.2                | 33.5                         | 5.1           | 2.5               | 7.5           | 60.8                      | 6.7           | 10.9          | 108.2              | ...                 | 33.5                           | 50.9          | 51.4          |
| <b>Income of Families and Primary Individuals</b>   |                      |                              |               |                   |               |                           |               |               |                    |                     |                                |               |               |
| Less than \$5,000.....  | 47.2                 | 2.5                          | 1.6           | 1.4               | 3.9           | 28.8                      | -             | 4.6           | 22.1               | 44.4                | 21.6                           | 7.2           | 4.7           |
| \$5,000 to \$9,999.....   | 43.5                 | 1.6                          | 1.3           | 2.4               | 4.0           | 24.2                      | .6            | 12.4          | 18.3               | 26.3                | 20.0                           | 6.9           | 3.8           |
| \$10,000 to \$14,999.....   | 43.8                 | 2.4                          | 1.5           | 1.5               | 4.0           | 21.8                      | 1.3           | 6.0           | 21.9               | 5.3                 | 11.9                           | 8.0           | 6.0           |
| \$15,000 to \$19,999.....   | 37.7                 | 2.1                          | 2.3           | .4                | 1.4           | 16.3                      | .7            | 3.1           | 18.4               | 1.7                 | 7.1                            | 7.2           | 5.8           |
| \$20,000 to \$24,999.....   | 42.0                 | 5.4                          | .4            | -                 | 2.1           | 16.3                      | 1.7           | 2.0           | 18.6               | -                   | 7.5                            | 9.0           | 8.1           |
| \$25,000 to \$29,999.....   | 49.4                 | 7.5                          | 1.4           | .5                | 2.5           | 17.1                      | 1.4           | 3.1           | 25.9               | -                   | 8.3                            | 12.1          | 10.5          |
| \$30,000 to \$34,999.....   | 29.2                 | 3.3                          | 1.8           | .4                | .9            | 6.5                       | .8            | 1.3           | 13.5               | -                   | 4.2                            | 5.2           | 6.1           |
| \$35,000 to \$39,999.....   | 27.6                 | 3.5                          | 1.2           | .4                | .4            | 3.9                       | .5            | .5            | 12.3               | -                   | 3.5                            | 7.0           | 7.8           |
| \$40,000 to \$49,999.....   | 31.3                 | 4.6                          | -             | .3                | 1.1           | 8.9                       | 1.6           | .7            | 12.9               | -                   | 3.2                            | 10.5          | 5.0           |
| \$50,000 to \$59,999.....   | 16.9                 | 2.3                          | -             | .2                | .2            | 2.6                       | -             | -             | 7.9                | -                   | 1.1                            | 3.2           | 4.2           |
| \$60,000 to \$79,999.....   | 14.1                 | 3.9                          | -             | .2                | .4            | 1.4                       | -             | -             | 6.9                | -                   | 1.5                            | 1.2           | 3.5           |
| \$80,000 to \$99,999.....   | 3.9                  | .7                           | -             | -                 | -             | -                         | .6            | -             | 1.3                | -                   | -                              | 1.0           | 1.0           |
| \$100,000 to \$119,999.....   | .9                   | .3                           | -             | -                 | -             | -                         | -             | -             | .6                 | -                   | .3                             | -             | .6            |
| \$120,000 or more.....  | 1.2                  | -                            | -             | -                 | -             | -                         | -             | -             | -                  | -                   | -                              | -             | .7            |
| <b>Median</b> .....   | <b>22 630</b>        | <b>29 038</b>                | <b>17 910</b> | <b>9 898</b>      | <b>13 127</b> | <b>14 777</b>             | <b>25 907</b> | <b>9 953</b>  | <b>22 582</b>      | <b>5000-</b>        | <b>11 470</b>                  | <b>25 385</b> | <b>27 588</b> |
| <b>Income Sources of Families and Primary Individuals</b>   |                      |                              |               |                   |               |                           |               |               |                    |                     |                                |               |               |
| Wages and salaries.....   | 328.5                | 36.5                         | 10.8          | 5.0               | 15.8          | 117.9                     | 9.1           | 10.1          | 160.3              | 40.0                | 62.5                           | 70.4          | 62.5          |
| Wages and salaries were majority of income<br>2 or more people each earned over 20% of<br>wages and salaries..... | 314.6                | 35.4                         | 10.3          | 4.8               | 14.1          | 112.2                     | 8.8           | 7.9           | 153.3              | 34.5                | 59.3                           | 68.0          | 60.1          |
| Business, farm, or ranch.....   | 88.5                 | 9.4                          | 4.2           | 1.1               | 4.4           | 30.3                      | 2.9           | 2.1           | 41.1               | 2.7                 | 10.1                           | 20.9          | 16.3          |
| Social security or pensions.....  | 13.5                 | .8                           | -             | -                 | .5            | 1.8                       | .3            | .2            | 5.5                | 1.5                 | 1.2                            | 1.9           | 5.4           |
| Interest or dividend(s).....  | 48.9                 | 3.1                          | .6            | 1.5               | 4.8           | 16.3                      | -             | 29.4          | 12.3               | 15.5                | 17.6                           | 9.0           | 5.2           |
| Rental income.....  | 20.2                 | 3.7                          | -             | -                 | 1.0           | 1.3                       | -             | 5.5           | 5.9                | 1.4                 | 4.0                            | 5.5           | 6.5           |
| With lodgers.....   | 14.0                 | 2.6                          | -             | .2                | .7            | 3.8                       | .2            | .7            | 8.3                | .7                  | 1.9                            | 3.1           | 4.6           |
| With lodgers.....   | 8.3                  | .8                           | -             | .2                | .7            | 3.1                       | .2            | .3            | 4.8                | .3                  | 1.3                            | 2.0           | 3.3           |
| Welfare or SSI.....   | 36.0                 | .6                           | .5            | 1.7               | 3.5           | 26.8                      | -             | 3.7           | 17.2               | 22.4                | 17.7                           | 4.4           | 2.2           |
| Alimony or child support.....   | 18.7                 | .9                           | -             | .4                | 2.5           | 10.3                      | -             | .2            | 7.5                | 4.9                 | 5.7                            | 4.0           | 2.9           |
| Other.....  | 28.3                 | 2.9                          | -             | .2                | 2.1           | 14.0                      | .5            | 1.3           | 13.3               | 5.9                 | 5.6                            | 6.4           | 3.8           |
| <b>Amount of Savings and Investments</b>  |                      |                              |               |                   |               |                           |               |               |                    |                     |                                |               |               |
| Income of \$25,000 or less.....   | 223.3                | 15.5                         | 7.1           | 5.7               | 15.9          | 109.1                     | 4.3           | 28.0          | 104.5              | 77.6                | 69.2                           | 40.1          | 32.1          |
| No savings or investments.....  | 156.4                | 9.0                          | 6.1           | 4.8               | 10.4          | 85.4                      | 3.3           | 16.9          | 74.9               | 65.9                | 57.6                           | 23.1          | 17.9          |
| \$25,000 or less.....   | 37.0                 | 2.0                          | 1.0           | .9                | 2.9           | 15.8                      | .8            | 6.4           | 17.4               | 5.0                 | 6.0                            | 9.3           | 7.1           |
| More than \$25,000.....   | 6.0                  | .5                           | -             | -                 | .9            | .6                        | -             | 3.1           | 1.5                | 2.0                 | 1.0                            | 1.8           | 1.2           |
| Not reported.....   | 23.9                 | 4.1                          | -             | -                 | 1.7           | 7.3                       | .2            | 1.7           | 10.6               | 4.8                 | 4.6                            | 5.8           | 6.0           |
| <b>Food Stamps</b>  |                      |                              |               |                   |               |                           |               |               |                    |                     |                                |               |               |
| Income of \$25,000 or less.....   | 223.3                | 15.5                         | 7.1           | 5.7               | 15.9          | 109.1                     | 4.3           | 28.0          | 104.5              | 77.6                | 69.2                           | 40.1          | 32.1          |
| Family members received food stamps.....  | 41.0                 | .6                           | 1.4           | 1.7               | 4.3           | 32.8                      | -             | 2.7           | 17.7               | 32.0                | 22.5                           | 3.9           | 2.0           |
| Did not receive food stamps.....  | 161.7                | 10.8                         | 5.7           | 3.9               | 10.7          | 70.2                      | 4.1           | 23.6          | 77.8               | 41.3                | 42.9                           | 31.0          | 25.0          |
| Not reported.....   | 20.6                 | 4.1                          | -             | .2                | .9            | 6.0                       | .2            | 1.7           | 9.0                | 4.2                 | 3.8                            | 5.2           | 5.1           |
| <b>Rent Reductions</b>  |                      |                              |               |                   |               |                           |               |               |                    |                     |                                |               |               |
| No subsidy or income reporting.....   | 342.5                | 38.0                         | 11.4          | 6.7               | 18.8          | 113.0                     | 9.0           | 25.9          | 166.8              | 49.2                | 64.8                           | 72.5          | 64.8          |
| Rent control.....   | -                    | -                            | -             | -                 | -             | -                         | -             | -             | -                  | -                   | -                              | -             | -             |
| No rent control.....  | 341.6                | 38.0                         | 11.4          | 6.7               | 18.8          | 112.8                     | 9.0           | 25.9          | 166.4              | 49.2                | 64.6                           | 72.5          | 64.1          |
| Reduced by owner.....   | 19.3                 | .7                           | 1.9           | .6                | 2.0           | 3.4                       | -             | 2.2           | 4.4                | 3.8                 | 2.0                            | 2.1           | .7            |
| Not reduced by owner.....   | 324.6                | 37.0                         | 8.8           | 6.0               | 16.8          | 108.8                     | 6.5           | 23.7          | 159.5              | 44.9                | 62.3                           | 68.8          | 62.9          |
| Owner reduction not reported.....   | 3.7                  | .3                           | .7            | -                 | -             | .6                        | .4            | -             | 2.5                | .5                  | .3                             | 1.6           | .5            |
| Rent control not reported.....  | .9                   | -                            | -             | -                 | -             | .2                        | -             | -             | .4                 | -                   | .2                             | -             | .7            |
| Owned by public housing authority.....  | 22.0                 | .4                           | -             | .4                | 1.4           | 19.5                      | -             | 4.4           | 5.7                | 17.2                | 14.1                           | 1.7           | .2            |
| Other, Federal subsidy.....   | 10.7                 | .8                           | -             | .4                | .2            | 6.9                       | -             | 2.2           | 3.1                | 7.5                 | 5.1                            | 2.2           | .5            |
| Other, State or local subsidy.....  | 4.5                  | .2                           | -             | -                 | -             | 3.7                       | -             | .2            | 2.6                | 2.2                 | 3.2                            | .5            | .4            |
| Other, income verification.....   | 1.7                  | -                            | -             | -                 | .2            | 1.2                       | .2            | .2            | .8                 | 1.1                 | .6                             | .4            | .2            |
| Subsidy or income verification not reported.....  | 7.2                  | .5                           | -             | -                 | .3            | 3.4                       | -             | .8            | 1.6                | .4                  | 2.3                            | 1.1           | 1.6           |

<sup>1</sup>See back cover for details.

Table 4-13. Selected Housing Costs - Renter Occupied Units

[Numbers in thousands. For meaning of symbols, see text.]

| Characteristics   | Total occupied units | Housing unit characteristics |              |                   |             | Household characteristics |            |               |                    |                     | Selected subareas <sup>1</sup> |             |             |
|---|----------------------|------------------------------|--------------|-------------------|-------------|---------------------------|------------|---------------|--------------------|---------------------|--------------------------------|-------------|-------------|
|   |                      | New construction 4 yrs       | Mobile homes | Physical problems |             | Black                     | Hispanic   | Elderly (65+) | Moved in past year | Below poverty level | Area one                       | Area two    | Area three  |
|   |                      |                              |              | Severe            | Moderate    |                           |            |               |                    |                     |                                |             |             |
| <b>Total</b> .....  | <b>388.7</b>         | <b>39.9</b>                  | <b>11.4</b>  | <b>7.5</b>        | <b>21.0</b> | <b>147.7</b>              | <b>9.1</b> | <b>33.7</b>   | <b>180.4</b>       | <b>77.6</b>         | <b>90.2</b>                    | <b>78.5</b> | <b>67.7</b> |
| <b>Monthly Housing Costs</b>  |                      |                              |              |                   |             |                           |            |               |                    |                     |                                |             |             |
| Less than \$100.....  | 9.5                  | .4                           | -            | .7                | .1          | 8.3                       | -          | 1.1           | 3.3                | 7.0                 | 6.5                            | 1.2         | .7          |
| \$100 to \$199.....   | 19.4                 | .8                           | .4           | 1.2               | 1.1         | 13.7                      | .8         | 5.2           | 7.6                | 12.7                | 12.1                           | 1.2         | .6          |
| \$200 to \$249.....   | 7.5                  | -                            | .3           | 1.0               | 1.3         | 5.8                       | -          | 2.1           | 1.9                | 4.1                 | 4.6                            | .3          | .2          |
| \$250 to \$299.....   | 10.7                 | .3                           | .3           | 1.0               | 3.1         | 7.6                       | -          | 2.4           | 3.2                | 4.7                 | 5.5                            | .3          | -           |
| \$300 to \$349.....   | 16.3                 | -                            | .3           | .2                | 2.1         | 9.1                       | .5         | 2.1           | 7.1                | 5.3                 | 7.2                            | 1.2         | 1.4         |
| \$350 to \$399.....   | 23.7                 | -                            | 2.1          | .2                | 2.2         | 10.9                      | -          | 1.9           | 13.2               | 6.2                 | 7.5                            | 3.7         | 3.3         |
| \$400 to \$449.....   | 33.3                 | 1.5                          | 1.4          | .6                | 2.6         | 15.0                      | 1.3        | 3.1           | 13.7               | 5.4                 | 8.7                            | 5.7         | 7.1         |
| \$450 to \$499.....   | 42.6                 | 2.6                          | .8           | .4                | 1.3         | 18.7                      | .8         | 2.9           | 21.5               | 5.3                 | 6.0                            | 11.4        | 7.4         |
| \$500 to \$599.....   | 76.4                 | 10.5                         | 1.9          | .4                | 2.4         | 24.9                      | 2.5        | 3.3           | 20.8               | 9.8                 | 10.7                           | 19.6        | 13.5        |
| \$600 to \$699.....   | 60.2                 | 10.9                         | 1.4          | .7                | 1.5         | 15.5                      | 1.6        | 2.5           | 29.8               | 4.4                 | 7.0                            | 14.9        | 14.4        |
| \$700 to \$799.....   | 35.2                 | 7.2                          | 1.2          | .3                | .7          | 7.3                       | .8         | 1.7           | 16.9               | 3.1                 | 5.1                            | 7.9         | 7.7         |
| \$800 to \$999.....   | 26.8                 | 3.7                          | -            | .3                | .8          | 4.3                       | .6         | 1.8           | 12.3               | 2.1                 | 1.9                            | 6.6         | 7.9         |
| \$1,000 to \$1,249.....   | 6.2                  | 1.5                          | -            | -                 | .2          | .4                        | -          | .5            | 2.1                | .3                  | 1.2                            | 1.6         | 1.4         |
| \$1,250 to \$1,499.....   | 2.0                  | .5                           | -            | -                 | -           | -                         | -          | .4            | .9                 | -                   | .5                             | -           | -           |
| \$1,500 or more.....  | 1.4                  | -                            | -            | -                 | -           | -                         | -          | .4            | 1.0                | -                   | .6                             | .3          | .3          |
| No cash rent.....   | 17.7                 | -                            | 1.1          | .7                | 1.5         | 6.2                       | -          | 2.8           | 5.1                | 7.2                 | 5.0                            | 2.5         | 1.7         |
| Mortgage payment not reported.....                                    | ...                  | ...                          | ...          | ...               | ...         | ...                       | ...        | ...           | ...                | ...                 | ...                            | ...         | ...         |
| Median (exclude: no cash rent).....                                   | 530                  | 635                          | 456          | 281               | 395         | 451                       | 547        | 411           | 540                | 360                 | 394                            | 566         | 591         |
| <b>Monthly Housing Costs as Percent of Current Income<sup>2</sup></b> |                      |                              |              |                   |             |                           |            |               |                    |                     |                                |             |             |
| Less than 5 percent.....  | 3.8                  | .3                           | -            | .2                | .2          | 1.9                       | -          | .3            | 1.6                | -                   | 1.4                            | -           | 1.1         |
| 5 to 9 percent.....   | 8.4                  | 1.0                          | .4           | .3                | .6          | 3.4                       | 1.0        | .5            | 3.0                | .5                  | 2.2                            | 1.8         | 2.3         |
| 10 to 14 percent.....   | 30.6                 | 4.4                          | .6           | .7                | 1.9         | 7.8                       | .5         | .8            | 13.6               | 1.4                 | 3.7                            | 6.3         | 6.3         |
| 15 to 19 percent.....   | 52.1                 | 6.8                          | .7           | .5                | 2.3         | 14.4                      | 1.7        | 2.1           | 20.9               | 1.5                 | 7.4                            | 11.8        | 9.7         |
| 20 to 24 percent.....   | 60.0                 | 5.9                          | 1.7          | .6                | 1.7         | 22.4                      | 1.6        | 3.2           | 27.1               | 4.4                 | 13.7                           | 15.3        | 11.2        |
| 25 to 29 percent.....   | 51.1                 | 6.0                          | .8           | .2                | 2.3         | 16.7                      | 1.3        | 3.6           | 24.8               | 5.1                 | 11.9                           | 8.8         | 9.2         |
| 30 to 34 percent.....   | 33.8                 | 4.0                          | 1.0          | 1.3               | 1.3         | 14.4                      | .5         | 3.1           | 18.2               | 6.2                 | 6.8                            | 5.8         | 7.5         |
| 35 to 39 percent.....   | 28.3                 | 4.1                          | .8           | .3                | 1.2         | 11.0                      | .5         | 3.9           | 15.8               | 3.3                 | 7.1                            | 5.2         | 5.0         |
| 40 to 49 percent.....   | 35.0                 | 3.4                          | 2.8          | 1.2               | 2.4         | 16.4                      | 1.2        | 3.7           | 19.5               | 7.6                 | 10.1                           | 6.5         | 4.3         |
| 50 to 59 percent.....   | 16.5                 | .5                           | -            | .4                | 1.9         | 8.7                       | .3         | 3.0           | 6.5                | 5.7                 | 4.0                            | 4.0         | 3.0         |
| 60 to 69 percent.....   | 8.2                  | .3                           | .8           | -                 | 1.1         | 4.1                       | .2         | 2.4           | 3.8                | 3.1                 | 2.7                            | 1.0         | 1.0         |
| 70 to 99 percent.....   | 14.0                 | 1.0                          | -            | .8                | .4          | 6.8                       | .3         | 2.2           | 6.6                | 8.2                 | 5.0                            | 1.9         | 2.2         |
| 100 percent or more <sup>2</sup> .....                                | 22.8                 | 1.5                          | .8           | .3                | 1.5         | 12.2                      | -          | 2.7           | 10.7               | 17.9                | 8.3                            | 4.9         | 2.3         |
| Zero or negative income.....  | 6.4                  | .8                           | -            | -                 | .8          | 1.5                       | -          | -             | 3.2                | 5.6                 | 1.0                            | 2.6         | .9          |
| No cash rent.....   | 17.7                 | -                            | 1.1          | .7                | 1.5         | 6.2                       | -          | 2.8           | 5.1                | 7.2                 | 5.0                            | 2.5         | 1.7         |
| Mortgage payment not reported.....                                    | ...                  | ...                          | ...          | ...               | ...         | ...                       | ...        | ...           | ...                | ...                 | ...                            | ...         | ...         |
| Median (exclude: 3 previous lines).....                               | 28                   | 26                           | 34           | 34                | 32          | 31                        | 24         | 38            | 29                 | 54                  | 31                             | 26          | 26          |
| Median (exclude: 4 lines before medians).....                         | 27                   | 25                           | 32           | 33                | 29          | 29                        | 24         | 36            | 28                 | 41                  | 29                             | 25          | 25          |
| <b>Rent Paid by Lodgers</b>   |                      |                              |              |                   |             |                           |            |               |                    |                     |                                |             |             |
| Lodgers in housing units.....   | 8.3                  | .8                           | -            | .2                | .7          | 3.1                       | .2         | .3            | 4.8                | .3                  | 1.3                            | 2.0         | 3.3         |
| Less than \$100 per month.....  | -                    | -                            | -            | -                 | -           | -                         | -          | -             | -                  | -                   | -                              | -           | -           |
| \$100 to \$199.....   | 2.5                  | .3                           | -            | .2                | .7          | 1.3                       | -          | .3            | .9                 | -                   | .3                             | .6          | .6          |
| \$200 to \$299.....   | 4.5                  | -                            | -            | -                 | -           | 1.6                       | .2         | -             | 2.7                | .3                  | 1.0                            | .9          | 2.1         |
| \$300 to \$399.....   | .5                   | .3                           | -            | -                 | -           | .2                        | -          | -             | .5                 | -                   | -                              | .5          | -           |
| \$400 or more per month.....  | .5                   | .3                           | -            | -                 | -           | -                         | -          | -             | .5                 | -                   | -                              | -           | .3          |
| Not reported.....   | .2                   | -                            | -            | -                 | -           | -                         | -          | -             | .2                 | -                   | -                              | -           | .2          |
| Median.....   | 232                  | ...                          | ...          | ...               | ...         | ...                       | ...        | ...           | ...                | ...                 | ...                            | ...         | ...         |
| <b>Monthly Cost Paid for Electricity</b>                              |                      |                              |              |                   |             |                           |            |               |                    |                     |                                |             |             |
| Electricity used.....   | 388.5                | 39.9                         | 11.4         | 7.3               | 21.0        | 147.5                     | 9.1        | 33.7          | 180.4              | 77.4                | 89.9                           | 78.5        | 67.7        |
| Less than \$25.....   | 40.4                 | 2.3                          | .4           | .8                | 5.1         | 20.9                      | .7         | 6.1           | 12.7               | 11.9                | 14.6                           | 7.9         | 6.2         |
| \$25 to \$49.....   | 149.1                | 19.4                         | 2.3          | 1.7               | 6.6         | 59.6                      | 3.9        | 9.5           | 68.6               | 25.3                | 34.8                           | 29.3        | 26.7        |
| \$50 to \$74.....   | 95.9                 | 13.1                         | 5.6          | .4                | 3.2         | 28.9                      | 3.0        | 5.1           | 52.2               | 15.2                | 13.0                           | 23.7        | 18.0        |
| \$75 to \$99.....   | 40.9                 | 1.9                          | 1.4          | .4                | 2.2         | 14.0                      | .7         | 1.9           | 20.3               | 5.9                 | 3.3                            | 7.7         | 7.3         |
| \$100 to \$149.....   | 19.6                 | .7                           | .5           | .4                | .7          | 7.1                       | .2         | .9            | 9.6                | 4.3                 | 2.1                            | 4.0         | 5.2         |
| \$150 to \$199.....   | 4.7                  | .3                           | -            | -                 | .9          | 1.1                       | .3         | .2            | 2.0                | .8                  | 1.1                            | .8          | .8          |
| \$200 or more.....  | 2.0                  | -                            | -            | -                 | .4          | .4                        | -          | -             | 1.6                | .3                  | -                              | .7          | .6          |
| Median.....   | 48                   | 46                           | 61           | 41                | 42          | 44                        | 49         | 40            | 51                 | 45                  | 39                             | 50          | 50          |
| Included in rent, other fee, or obtained free.....                    | 35.8                 | 2.3                          | 1.1          | 3.6               | 1.8         | 15.6                      | .4         | 10.0          | 13.3               | 13.7                | 21.0                           | 4.6         | 3.0         |
| <b>Monthly Cost Paid for Piped Gas</b>                                |                      |                              |              |                   |             |                           |            |               |                    |                     |                                |             |             |
| Piped gas used.....   | 295.7                | 23.9                         | 7.4          | 6.1               | 15.9        | 114.7                     | 6.8        | 24.6          | 131.7              | 60.5                | 76.7                           | 60.0        | 49.4        |
| Less than \$25.....   | 68.6                 | 9.4                          | 3.8          | .5                | 2.9         | 18.7                      | 2.2        | 4.3           | 35.8               | 8.0                 | 11.0                           | 17.6        | 13.3        |
| \$25 to \$49.....   | 129.7                | 11.1                         | 1.9          | 2.4               | 7.5         | 46.2                      | 3.1        | 10.6          | 54.1               | 20.5                | 27.0                           | 25.5        | 23.1        |
| \$50 to \$74.....   | 45.4                 | 1.6                          | .6           | .7                | 2.3         | 19.5                      | .3         | 3.7           | 16.3               | 11.4                | 12.4                           | 8.0         | 6.3         |
| \$75 to \$99.....   | 7.4                  | .3                           | .3           | -                 | .6          | 2.4                       | .2         | .7            | 3.5                | 1.1                 | 1.6                            | .9          | 1.1         |
| \$100 to \$149.....   | 1.8                  | -                            | -            | -                 | .3          | 1.0                       | -          | -             | .8                 | .7                  | .2                             | .8          | -           |
| \$150 to \$199.....   | 1.0                  | -                            | -            | -                 | .2          | .4                        | -          | -             | .3                 | .3                  | -                              | -           | .6          |
| \$200 or more.....  | .7                   | -                            | .5           | -                 | .2          | .2                        | -          | .2            | .7                 | .5                  | .2                             | -           | -           |
| Median.....   | 36                   | 29                           | 25           | ...               | 38          | 39                        | ...        | 38            | 34                 | 41                  | 39                             | 34          | 35          |
| Included in rent, other fee, or obtained free.....                    | 43.2                 | 1.6                          | .3           | 2.6               | 2.0         | 26.3                      | 1.0        | 5.0           | 20.2               | 17.9                | 24.3                           | 7.1         | 4.9         |
| <b>Average Monthly Cost Paid for Fuel Oil</b>                         |                      |                              |              |                   |             |                           |            |               |                    |                     |                                |             |             |
| Fuel oil used.....  | 6.1                  | -                            | -            | -                 | 1.1         | 2.8                       | -          | 1.3           | 2.8                | 1.9                 | 1.7                            | .2          | .8          |
| Less than \$25.....   | .8                   | -                            | -            | -                 | -           | -                         | -          | -             | .4                 | .2                  | -                              | -           | -           |
| \$25 to \$49.....   | -                    | -                            | -            | -                 | -           | -                         | -          | -             | -                  | -                   | -                              | -           | -           |
| \$50 to \$74.....   | -                    | -                            | -            | -                 | -           | -                         | -          | -             | -                  | -                   | -                              | -           | -           |
| \$75 to \$99.....   | -                    | -                            | -            | -                 | -           | -                         | -          | -             | -                  | -                   | -                              | -           | -           |
| \$100 to \$149.....   | -                    | -                            | -            | -                 | -           | -                         | -          | -             | -                  | -                   | -                              | -           | -           |
| \$150 to \$199.....   | -                    | -                            | -            | -                 | -           | -                         | -          | -             | -                  | -                   | -                              | -           | -           |
| \$200 or more.....  | -                    | -                            | -            | -                 | -           | -                         | -          | -             | -                  | -                   | -                              | -           | -           |
| Median.....   | 5.2                  | ...                          | ...          | ...               | 1.1         | 2.8                       | ...        | 1.3           | 2.4                | 1.7                 | 1.7                            | .2          | .8          |
| Included in rent, other fee, or obtained free.....                    | -                    | -                            | -            | -                 | -           | -                         | -          | -             | -                  | -                   | -                              | -           | -           |
| <b>Property Insurance</b>   |                      |                              |              |                   |             |                           |            |               |                    |                     |                                |             |             |
| Property insurance paid.....  | 98.0                 | 14.5                         | 2.5          | 1.0               | 2.4         | 20.1                      | 1.6        | 8.3           | 38.2               | 6.7                 | 12.7                           | 21.1        | 20.6        |
| Median per month.....   | 18                   | 17                           | ...          | ...               | ...         | 16                        | ...        | 18            | 18                 | ...                 | 16                             | 19          | 19          |

Table 4-13. Selected Housing Costs - Renter Occupied Units—Con.

[Numbers in thousands. For meaning of symbols, see text.]

| Characteristics  | Total occupied units | Housing unit characteristics |              |                   |          | Household characteristics |          |               |                    |                     | Selected subareas <sup>1</sup> |          |            |
|--|----------------------|------------------------------|--------------|-------------------|----------|---------------------------|----------|---------------|--------------------|---------------------|--------------------------------|----------|------------|
|  |                      | New construction 4 yrs       | Mobile homes | Physical problems |          | Black                     | Hispanic | Elderly (65+) | Moved in past year | Below poverty level | Area one                       | Area two | Area three |
|  |                      |                              |              | Severe            | Moderate |                           |          |               |                    |                     |                                |          |            |
| <b>Monthly Costs Paid for Selected Utilities and Fuels</b> |                      |                              |              |                   |          |                           |          |               |                    |                     |                                |          |            |
| Water paid separately.....                                 | 86.4                 | 4.9                          | 2.0          | .6                | 7.9      | 21.4                      | 1.4      | 6.9           | 34.7               | 13.5                | 10.0                           | 10.7     | 16.7       |
| <b>Median</b> .....  | 20                   | ...                          | ...          | ...               | 20       | 18                        | ...      | 17            | 19                 | 16                  | 18                             | 16       | 24         |
| Trash paid separately.....                                 | 63.1                 | 3.1                          | .9           | .4                | 4.4      | 14.0                      | .9       | 5.0           | 23.0               | 10.2                | 1.5                            | 8.6      | 13.1       |
| <b>Median</b> .....  | 15                   | ...                          | ...          | ...               | ...      | 15                        | ...      | ...           | 16                 | 16                  | ...                            | 17       | 17         |
| Bottled gas paid separately.....                           | 9.6                  | -                            | 1.8          | .2                | 2.1      | 2.4                       | .6       | .6            | 5.8                | 2.4                 | -                              | .6       | .7         |
| <b>Median</b> .....  | 48                   | ...                          | ...          | ...               | ...      | ...                       | ...      | ...           | ...                | ...                 | ...                            | ...      | ...        |
| Other fuel paid separately.....                            | 20.9                 | 3.8                          | -            | -                 | 1.1      | 6.4                       | -        | .6            | 9.3                | 2.6                 | 1.3                            | 4.6      | 6.4        |
| <b>Median</b> .....  | 10-                  | ...                          | ...          | ...               | ...      | ...                       | ...      | ...           | 10-                | ...                 | ...                            | ...      | ...        |

<sup>1</sup>See back cover for details.<sup>2</sup>May reflect a temporary situation, living off savings, or response error.<sup>3</sup>Beginning with 1989 this item uses current income in its calculation. See appendix A.

Table 4-17. Rooms in Unit by Household and Unit Size, Income, and Costs - Renter Occupied Units

[Numbers in the usands. For meaning of symbols, see text.]

| Characteristics                                   | Occupied units |               |               |               |                 |            |            |             |              |             |                 |            |
|---|----------------|---------------|---------------|---------------|-----------------|------------|------------|-------------|--------------|-------------|-----------------|------------|
|   | Total          | Rooms         |               |               |                 |            | Bedrooms   |             |              |             |                 |            |
|   |                | 1 and 2 rooms | 3 and 4 rooms | 5 and 6 rooms | 7 rooms or more | Median     | No rooms   | 1 room      | 2 rooms      | 3 rooms     | 4 rooms or more | Median     |
| <b>Total</b> .....                                | <b>388.7</b>   | <b>8.0</b>    | <b>182.6</b>  | <b>169.3</b>  | <b>28.9</b>     | <b>4.5</b> | <b>6.8</b> | <b>92.7</b> | <b>188.4</b> | <b>82.0</b> | <b>18.7</b>     | <b>2.0</b> |
| <b>Persons</b>                                    |                |               |               |               |                 |            |            |             |              |             |                 |            |
| 1 person.....                                     | 131.3          | 7.9           | 88.7          | 31.6          | 3.1             | 3.8        | 6.8        | 68.4        | 50.0         | 4.5         | 1.5             | 1.4        |
| 2 persons.....                                    | 118.9          | -             | 55.1          | 56.5          | 7.2             | 4.7        | -          | 20.0        | 76.7         | 19.4        | 2.7             | 2.0        |
| 3 persons.....                                    | 63.1           | -             | 20.2          | 38.8          | 6.1             | 5.1        | -          | 3.0         | 34.1         | 22.6        | 3.3             | 2.3        |
| 4 persons.....                                    | 44.5           | -             | 13.4          | 25.3          | 5.8             | 5.2        | -          | .6          | 21.1         | 18.4        | 4.3             | 2.5        |
| 5 persons.....                                    | 20.9           | -             | 4.0           | 12.6          | 4.3             | 5.5        | -          | .7          | 4.0          | 12.7        | 3.6             | 3.0        |
| 6 persons.....                                    | 5.8            | -             | 1.1           | 4.0           | .6              | ...        | -          | -           | 1.9          | 3.1         | ...             | ...        |
| 7 persons or more.....                            | 4.3            | -             | -             | 2.5           | 1.8             | ...        | -          | -           | .5           | 1.4         | 2.5             | ...        |
| Median.....                                       | 2.0            | 1.5-          | 1.5           | 2.4           | 3.2             | ...        | ...        | 1.5-        | 2.1          | 3.3         | 3.9             | ...        |
| <b>Rooms</b>                                      |                |               |               |               |                 |            |            |             |              |             |                 |            |
| 1 room.....                                       | 3.3            | ...           | ...           | ...           | ...             | ...        | 3.3        | -           | -            | -           | -               | ...        |
| 2 rooms.....                                      | 4.7            | ...           | ...           | ...           | ...             | ...        | 3.2        | 1.4         | -            | -           | -               | ...        |
| 3 rooms.....                                      | 60.4           | ...           | ...           | ...           | ...             | ...        | ...        | 59.5        | .8           | -           | -               | 1.0        |
| 4 rooms.....                                      | 122.2          | ...           | ...           | ...           | ...             | ...        | ...        | 26.4        | 95.6         | .2          | -               | 1.9        |
| 5 rooms.....                                      | 114.7          | ...           | ...           | ...           | ...             | ...        | ...        | 4.7         | 75.5         | 34.5        | -               | 2.2        |
| 6 rooms.....                                      | 54.6           | ...           | ...           | ...           | ...             | ...        | ...        | .3          | 13.9         | 35.2        | 4.8             | 2.9        |
| 7 rooms.....                                      | 17.5           | ...           | ...           | ...           | ...             | ...        | ...        | .2          | 1.0          | 10.6        | 5.6             | 3.2        |
| 8 rooms.....                                      | 5.5            | ...           | ...           | ...           | ...             | ...        | ...        | -           | .6           | .9          | 4.0             | ...        |
| 9 rooms.....                                      | 4.2            | ...           | ...           | ...           | ...             | ...        | ...        | -           | .8           | .5          | 2.9             | ...        |
| 10 rooms or more.....                             | 1.8            | ...           | ...           | ...           | ...             | ...        | ...        | -           | .2           | .2          | 1.4             | ...        |
| Median.....                                       | 4.5            | ...           | ...           | ...           | ...             | ...        | ...        | 3.3         | 4.5          | 5.7         | 7.3             | ...        |
| <b>Bedrooms</b>                                   |                |               |               |               |                 |            |            |             |              |             |                 |            |
| None.....   | 6.8            | 6.5           | -             | .3            | -               | ...        | ...        | ...         | ...          | ...         | ...             | ...        |
| 1.....  | 92.7           | 1.4           | 86.0          | 5.1           | .2              | 3.5        | ...        | ...         | ...          | ...         | ...             | ...        |
| 2.....  | 188.4          | -             | 96.4          | 89.4          | 2.6             | 4.5        | ...        | ...         | ...          | ...         | ...             | ...        |
| 3.....  | 82.0           | -             | .2            | 69.7          | 12.2            | 5.7        | ...        | ...         | ...          | ...         | ...             | ...        |
| 4 or more.....                                    | 18.7           | -             | -             | 4.8           | 13.9            | 6.5+       | ...        | ...         | ...          | ...         | ...             | ...        |
| Median.....                                       | 2.0            | .5-           | 1.6           | 2.4           | 3.5             | ...        | ...        | ...         | ...          | ...         | ...             | ...        |
| <b>Complete Bedrooms</b>                          |                |               |               |               |                 |            |            |             |              |             |                 |            |
| None.....   | 4.0            | 2.2           | .9            | .9            | -               | ...        | 2.2        | .7          | .4           | .6          | -               | ...        |
| 1.....  | 216.6          | 5.8           | 138.4         | 69.9          | 4.5             | 4.0        | 4.6        | 88.3        | 94.2         | 29.5        | 2.0             | 1.7        |
| 1 and one-half.....                               | 44.7           | -             | 15.2          | 25.5          | 4.0             | 5.1        | -          | 3.8         | 24.9         | 12.0        | 4.0             | 2.2        |
| 2 or more.....                                    | 121.5          | -             | 28.1          | 73.0          | 20.4            | 5.4        | -          | -           | 68.9         | 39.9        | 12.6            | 2.4        |
| <b>Lot Size</b>                                   |                |               |               |               |                 |            |            |             |              |             |                 |            |
| Less than one-eighth acre.....                    | 4.2            | -             | 1.1           | 2.6           | .5              | ...        | .3         | .2          | 1.9          | 1.3         | .4              | ...        |
| One-eighth up to one-quarter acre.....            | 5.7            | -             | 2.5           | 2.0           | 1.2             | ...        | ...        | .4          | 3.2          | 1.5         | .6              | ...        |
| One-quarter up to one-half acre.....              | 17.1           | .6            | 2.8           | 8.8           | 4.9             | 5.7        | .6         | .2          | 5.2          | 7.9         | 3.2             | 2.8        |
| One-half up to one acre.....                      | 21.1           | -             | 1.7           | 11.7          | 7.7             | 6.0        | -          | -           | 3.6          | 13.3        | 4.0             | 3.0        |
| 1 to 4 acres.....                                 | 13.2           | .3            | 2.1           | 8.9           | 1.8             | 5.4        | -          | .8          | 4.6          | 6.0         | 1.8             | 2.7        |
| 5 to 9 acres.....                                 | 1.7            | -             | -             | 1.5           | .2              | ...        | ...        | -           | -            | 1.5         | .2              | ...        |
| 10 acres or more.....                             | 3.1            | -             | .7            | 1.1           | 1.2             | ...        | ...        | -           | .9           | 1.5         | .6              | ...        |
| Don't know.....                                   | 39.6           | -             | 9.0           | 25.8          | 4.9             | 5.3        | -          | 2.4         | 16.5         | 18.6        | 2.3             | 2.6        |
| Not reported.....                                 | 5.0            | -             | 2.3           | 1.3           | 1.4             | ...        | ...        | .9          | 3.1          | .8          | .3              | ...        |
| Median.....                                       | .64            | ...           | .41           | .71           | .64             | ...        | ...        | ...         | .47          | .72         | .65             | ...        |
| <b>Income of Families and Primary Individuals</b> |                |               |               |               |                 |            |            |             |              |             |                 |            |
| Less than \$5,000.....                            | 47.2           | 1.5           | 25.2          | 17.9          | 2.6             | 4.3        | 1.5        | 12.2        | 21.8         | 9.4         | 2.3             | 2.0        |
| \$5,000 to \$9,999.....                           | 43.5           | 3.5           | 25.1          | 13.5          | 1.4             | 4.0        | 3.6        | 11.4        | 19.7         | 7.1         | 1.7             | 1.8        |
| \$10,000 to \$14,999.....                         | 43.8           | 1.3           | 24.9          | 16.7          | .9              | 4.2        | .8         | 12.3        | 23.0         | 5.9         | 1.9             | 1.9        |
| \$15,000 to \$19,999.....                         | 37.7           | .5            | 19.5          | 16.2          | 1.4             | 4.4        | .5         | 10.4        | 19.4         | 6.4         | .9              | 1.9        |
| \$20,000 to \$24,999.....                         | 42.0           | .5            | 21.2          | 18.6          | 1.7             | 4.4        | -          | 12.4        | 20.5         | 8.0         | 1.2             | 2.0        |
| \$25,000 to \$29,999.....                         | 49.4           | -             | 24.4          | 22.4          | 2.6             | 4.5        | -          | 12.9        | 24.1         | 10.9        | 1.5             | 2.1        |
| \$30,000 to \$34,999.....                         | 29.2           | .5            | 10.8          | 15.6          | 2.2             | 4.9        | .5         | 5.9         | 14.3         | 7.8         | .9              | 2.1        |
| \$35,000 to \$39,999.....                         | 27.6           | -             | 10.9          | 13.5          | 3.2             | 4.9        | -          | 4.5         | 16.1         | 5.7         | 1.4             | 2.1        |
| \$40,000 to \$44,999.....                         | 31.3           | .1            | 10.8          | 15.5          | 4.8             | 5.1        | -          | 5.9         | 13.9         | 9.6         | 2.0             | 2.2        |
| \$45,000 to \$49,999.....                         | 16.9           | -             | 3.6           | 9.2           | 4.1             | 5.6        | -          | 2.0         | 6.7          | 6.1         | 2.1             | 2.5        |
| \$50,000 to \$74,999.....                         | 14.1           | -             | 3.9           | 7.2           | 3.0             | 5.4        | -          | 2.6         | 5.4          | 3.8         | 2.3             | 2.3        |
| \$80,000 to \$94,999.....                         | 3.9            | -             | 1.0           | 2.4           | .6              | ...        | ...        | -           | 2.1          | 1.2         | .6              | ...        |
| \$100,000 to \$19,999.....                        | .9             | -             | .3            | .3            | ...             | ...        | ...        | .3          | .3           | ...         | ...             | ...        |
| \$120,000 or more.....                            | 1.2            | -             | .9            | .2            | ...             | ...        | ...        | -           | 1.2          | ...         | ...             | ...        |
| Median.....                                       | 22 630         | 8 592         | 19 129        | 25 371        | 37 482          | ...        | ...        | 20 014      | 22 529       | 26 916      | 29 429          | ...        |
| <b>Monthly Housing Costs</b>                      |                |               |               |               |                 |            |            |             |              |             |                 |            |
| Less than \$10).....                              | 9.5            | .2            | 6.7           | 2.3           | .2              | 3.8        | .2         | 2.7         | 4.4          | 1.8         | .4              | 1.9        |
| \$100 to \$199.....                               | 19.4           | 1.7           | 11.2          | 6.0           | .4              | 3.9        | 1.7        | 6.5         | 7.1          | 3.3         | .8              | 1.7        |
| \$200 to \$249.....                               | 7.5            | 1.0           | 4.1           | 2.2           | .2              | 3.9        | 1.0        | 1.9         | 2.7          | 1.5         | .4              | 1.8        |
| \$250 to \$299.....                               | 10.7           | 1.3           | 5.9           | 3.0           | .4              | 3.8        | 1.1        | 3.0         | 3.6          | 2.4         | .6              | 1.9        |
| \$300 to \$349.....                               | 16.3           | .4            | 10.2          | 4.5           | 1.2             | 4.0        | .4         | 5.1         | 8.1          | 1.9         | .7              | 1.7        |
| \$350 to \$399.....                               | 23.7           | 1.6           | 15.9          | 5.1           | 1.0             | 3.8        | 1.3        | 8.9         | 10.4         | 1.8         | 1.4             | 1.7        |
| \$400 to \$449.....                               | 33.3           | .9            | 22.7          | 8.8           | .9              | 3.9        | .3         | 13.7        | 14.9         | 3.0         | 1.4             | 1.7        |
| \$450 to \$499.....                               | 42.6           | .2            | 28.3          | 13.6          | .4              | 4.0        | -          | 16.3        | 21.9         | 4.1         | .3              | 1.7        |
| \$500 to \$599.....                               | 76.4           | .2            | 36.4          | 38.6          | 1.1             | 4.6        | .2         | 19.6        | 44.6         | 11.2        | .9              | 1.9        |
| \$600 to \$699.....                               | 60.2           | .3            | 22.3          | 34.3          | 3.2             | 4.9        | .3         | 9.4         | 35.2         | 14.4        | .9              | 2.1        |
| \$700 to \$799.....                               | 35.2           | -             | 9.1           | 21.4          | 4.7             | 5.3        | -          | 3.9         | 18.5         | 11.7        | 1.1             | 2.2        |
| \$800 to \$999.....                               | 26.8           | -             | 2.4           | 16.2          | 8.2             | 5.9        | -          | .3          | 6.9          | 15.5        | 4.1             | 2.9        |
| \$1,000 to \$1,149.....                           | 6.2            | -             | .9            | 3.1           | 2.1             | ...        | ...        | .5          | 1.7          | 2.0         | .8              | ...        |
| \$1,250 to \$1,399.....                           | 2.0            | -             | .5            | .3            | 1.2             | ...        | ...        | -           | .8           | .4          | ...             | ...        |
| \$1,500 or more.....                              | 1.4            | -             | .4            | .2            | .8              | ...        | ...        | -           | .6           | -           | .8              | ...        |
| No cash rent.....                                 | 17.7           | -             | 5.3           | 9.5           | 2.8             | 5.2        | .3         | 1.2         | 6.9          | 7.1         | 2.2             | 2.6        |
| Mortgage payment not reported.....                | ...            | ...           | ...           | ...           | ...             | ...        | ...        | ...         | ...          | ...         | ...             | ...        |
| Median (excludes no cash rent).....               | 530            | 290           | 471           | 589           | 784             | ...        | ...        | 463         | 539          | 645         | 745             | ...        |

Table 4-18. Square Footage by Household and Unit Size, Income, and Costs - Renter Occupied Units

[Numbers in thousands. For meaning of symbols, see text.]

| Characteristics                                   | Size of occupied detached 1-family homes and 1-family mobile homes |                           |                        |                          |                          |                          |                          |               | Median       |
|---|--|---------------------------|------------------------|--------------------------|--------------------------|--------------------------|--------------------------|---------------|--------------|
|   | Total  | Less than 500 square feet | 500 to 999 square feet | 1000 to 1499 square feet | 1500 to 1999 square feet | 2000 to 2499 square feet | 2500 square feet or more | Not reported  |              |
| <b>Total</b> .....                                | <b>99.6</b>  | <b>2.9</b>                | <b>17.7</b>            | <b>26.5</b>              | <b>19.8</b>              | <b>7.1</b>               | <b>11.2</b>              | <b>14.4</b>   | <b>1 416</b> |
| <b>Persons</b>                                    |  |                           |                        |                          |                          |                          |                          |               |              |
| 1 person.....                                     | 16.6   | 1.4                       | 4.4                    | 3.7                      | 2.8                      | .9                       | .8                       | 2.7           | 1 157        |
| 2 persons.....                                    | 28.2   | 1.3                       | 5.4                    | 6.4                      | 4.9                      | 1.2                      | 4.2                      | 2.9           | 1 356        |
| 3 persons.....                                    | 20.0   | .2                        | 3.6                    | 5.7                      | 4.5                      | 1.8                      | 1.4                      | 2.8           | 1 421        |
| 4 persons.....                                    | 19.4   | -                         | 2.5                    | 5.3                      | 3.8                      | 1.8                      | 2.5                      | 3.5           | 1 521        |
| 5 persons.....                                    | 10.6   | -                         | 1.3                    | 2.2                      | 2.8                      | 1.4                      | 1.2                      | 1.6           | 1 672        |
| 6 persons.....                                    | 2.3  | -                         | .4                     | .2                       | .5                       | -                        | .2                       | .9            | ...          |
| 7 persons or more.....                            | 2.4  | -                         | -                      | 1.1                      | .4                       | -                        | .9                       | -             | ...          |
| <b>Median</b> .....                               | <b>2.7</b>   | <b>...</b>                | <b>2.3</b>             | <b>2.7</b>               | <b>3.0</b>               | <b>3.3</b>               | <b>3.0</b>               | <b>3.1</b>    | <b>...</b>   |
| <b>Rooms</b>                                      |  |                           |                        |                          |                          |                          |                          |               |              |
| 1 room.....                                       | -  | -                         | -                      | -                        | -                        | -                        | -                        | -             | ...          |
| 2 rooms.....                                      | .9   | .3                        | .6                     | -                        | -                        | -                        | -                        | -             | ...          |
| 3 rooms.....                                      | 1.8  | 1.1                       | .2                     | .2                       | -                        | -                        | -                        | .3            | ...          |
| 4 rooms.....                                      | 13.2   | .6                        | 6.4                    | 4.2                      | .9                       | -                        | -                        | 1.2           | 925          |
| 5 rooms.....                                      | 30.4   | -                         | 6.7                    | 12.0                     | 3.8                      | 1.5                      | 1.0                      | 5.5           | 1 240        |
| 6 rooms.....                                      | 29.8   | .9                        | 2.1                    | 8.1                      | 7.7                      | 3.3                      | 3.3                      | 4.4           | 1 604        |
| 7 rooms.....                                      | 13.7   | -                         | 1.1                    | 1.9                      | 5.7                      | .9                       | 1.8                      | 2.2           | 1 733        |
| 8 rooms.....                                      | 4.7  | -                         | -                      | -                        | 1.0                      | 1.0                      | 2.4                      | .3            | ...          |
| 9 rooms.....                                      | 3.7  | -                         | .6                     | -                        | .5                       | .5                       | 1.9                      | .2            | ...          |
| 10 rooms or more.....                             | 1.4  | -                         | -                      | -                        | .2                       | -                        | .9                       | .3            | ...          |
| <b>Median</b> .....                               | <b>5.6</b>   | <b>...</b>                | <b>4.8</b>             | <b>5.2</b>               | <b>6.2</b>               | <b>6.1</b>               | <b>7.2</b>               | <b>5.6</b>    | <b>...</b>   |
| <b>Bedrooms</b>                                   |  |                           |                        |                          |                          |                          |                          |               |              |
| None.....   | .9   | .3                        | .6                     | -                        | -                        | -                        | -                        | -             | ...          |
| 1.....  | 3.3  | 1.4                       | .8                     | .4                       | -                        | -                        | -                        | .8            | ...          |
| 2.....  | 31.0   | 1.2                       | 9.0                    | 9.7                      | 3.7                      | 1.1                      | 1.4                      | 4.9           | 1 146        |
| 3.....  | 51.4   | -                         | 6.2                    | 15.4                     | 13.6                     | 4.2                      | 5.2                      | 6.9           | 1 523        |
| 4 or more.....                                    | 13.0   | -                         | 1.1                    | 1.0                      | 2.6                      | 1.8                      | 4.6                      | 1.9           | 2 244        |
| <b>Median</b> .....                               | <b>2.8</b>   | <b>...</b>                | <b>2.3</b>             | <b>2.7</b>               | <b>3.0</b>               | <b>3.1</b>               | <b>3.3</b>               | <b>2.7</b>    | <b>...</b>   |
| <b>Complete Bathrooms</b>                         |  |                           |                        |                          |                          |                          |                          |               |              |
| None.....   | 1.7  | .2                        | 1.0                    | .2                       | -                        | -                        | -                        | .2            | ...          |
| 1.....  | 51.2   | 2.5                       | 14.1                   | 16.8                     | 5.3                      | 1.3                      | 2.5                      | 8.7           | 1 139        |
| 1 and one-half.....                               | 13.2   | .2                        | 1.1                    | 4.9                      | 3.3                      | 1.0                      | 1.0                      | 1.6           | 1 455        |
| 2 or more.....                                    | 33.7   | -                         | 1.5                    | 4.6                      | 11.1                     | 4.8                      | 7.7                      | 3.9           | 1 896        |
| <b>Lot Size</b>                                   |  |                           |                        |                          |                          |                          |                          |               |              |
| Less than one-eighth acre.....                    | 3.6  | .5                        | 2.0                    | .2                       | .3                       | .6                       | -                        | -             | ...          |
| One-eighth up to one-quarter acre.....            | 4.8  | .5                        | 1.6                    | .6                       | 1.4                      | -                        | .3                       | .3            | ...          |
| One-quarter up to one-half acre.....              | 16.8   | .3                        | 2.2                    | 6.0                      | 3.0                      | 2.0                      | 1.1                      | 2.1           | 1 396        |
| One-half up to one acre.....                      | 21.1   | -                         | 2.2                    | 4.4                      | 7.0                      | 1.9                      | 4.5                      | 1.0           | 1 745        |
| 1 to 4 acres.....                                 | 13.2   | .5                        | 2.8                    | 5.3                      | 1.9                      | .2                       | 1.1                      | 1.3           | 1 246        |
| 5 to 9 acres.....                                 | 1.7  | -                         | -                      | .5                       | -                        | .3                       | .8                       | -             | ...          |
| 10 acres or more.....                             | 3.1  | -                         | -                      | .7                       | 1.8                      | -                        | .6                       | -             | ...          |
| Don't know.....                                   | 33.4   | 1.0                       | 6.1                    | 8.7                      | 4.2                      | 2.1                      | 2.5                      | 8.9           | 1 297        |
| Not reported.....                                 | 2.0  | -                         | .8                     | -                        | .2                       | -                        | .3                       | .8            | ...          |
| <b>Median</b> .....                               | <b>.66</b>   | <b>...</b>                | <b>.45</b>             | <b>.73</b>               | <b>.71</b>               | <b>.49</b>               | <b>.81</b>               | <b>.49</b>    | <b>...</b>   |
| <b>Income of Families and Primary Individuals</b> |  |                           |                        |                          |                          |                          |                          |               |              |
| Less than \$5,000.....                            | 8.9  | .7                        | 2.3                    | 1.7                      | 2.2                      | .5                       | .5                       | 1.0           | 1 285        |
| \$5,000 to \$9,999.....                           | 9.6  | .6                        | 2.5                    | 1.1                      | 2.1                      | .2                       | .9                       | 2.2           | 1 252        |
| \$10,000 to \$14,999.....                         | 11.5   | 1.1                       | 2.8                    | 2.7                      | 1.3                      | -                        | 1.2                      | 2.5           | 1 109        |
| \$15,000 to \$19,999.....                         | 8.1  | -                         | 2.7                    | 2.8                      | 1.3                      | -                        | .4                       | .9            | 1 163        |
| \$20,000 to \$24,999.....                         | 8.5  | -                         | 3.1                    | 3.3                      | .7                       | -                        | .3                       | 1.1           | 1 093        |
| \$25,000 to \$29,999.....                         | 11.4   | .4                        | 1.1                    | 4.1                      | 1.1                      | 1.2                      | .6                       | 2.9           | 1 329        |
| \$30,000 to \$34,999.....                         | 8.3  | -                         | .4                     | 4.1                      | 2.4                      | .2                       | .9                       | .2            | 1 444        |
| \$35,000 to \$39,999.....                         | 7.7  | -                         | 1.6                    | 1.6                      | 1.8                      | .6                       | 1.1                      | 1.0           | 1 550        |
| \$40,000 to \$49,999.....                         | 11.2   | -                         | .8                     | 3.1                      | 2.7                      | 1.2                      | 1.9                      | 1.5           | 1 676        |
| \$50,000 to \$59,999.....                         | 7.0  | -                         | -                      | .7                       | 2.2                      | 2.2                      | 1.5                      | .3            | 2 087        |
| \$60,000 to \$79,999.....                         | 5.0  | -                         | -                      | .8                       | 2.1                      | 1.0                      | .9                       | .2            | ...          |
| \$80,000 to \$99,999.....                         | 1.7  | -                         | -                      | .6                       | -                        | -                        | .6                       | .5            | ...          |
| \$100,000 to \$119,999.....                       | .3   | -                         | -                      | -                        | -                        | -                        | .3                       | -             | ...          |
| \$120,000 or more.....                            | .4   | -                         | .4                     | -                        | -                        | -                        | -                        | -             | ...          |
| <b>Median</b> .....                               | <b>26 409</b>  | <b>...</b>                | <b>17 237</b>          | <b>27 118</b>            | <b>32 624</b>            | <b>46 764</b>            | <b>38 537</b>            | <b>22 969</b> | <b>...</b>   |
| <b>Monthly Housing Costs</b>                      |  |                           |                        |                          |                          |                          |                          |               |              |
| Less than \$100.....                              | .2   | -                         | .2                     | -                        | -                        | -                        | -                        | -             | ...          |
| \$100 to \$199.....                               | 2.5  | -                         | .7                     | .9                       | .3                       | -                        | .7                       | .7            | ...          |
| \$200 to \$249.....                               | 2.4  | .4                        | .6                     | -                        | -                        | .2                       | .2                       | 1.0           | ...          |
| \$250 to \$299.....                               | 2.1  | -                         | .6                     | 1.0                      | .3                       | -                        | .2                       | .2            | ...          |
| \$300 to \$349.....                               | 5.8  | .5                        | 1.8                    | 1.7                      | .7                       | -                        | .3                       | .7            | ...          |
| \$350 to \$399.....                               | 6.7  | .8                        | 3.1                    | .5                       | 1.1                      | -                        | .3                       | .9            | ...          |
| \$400 to \$449.....                               | 6.6  | .3                        | 1.8                    | 1.6                      | .9                       | .5                       | -                        | 1.5           | ...          |
| \$450 to \$499.....                               | 6.6  | .3                        | .7                     | 2.5                      | .9                       | .2                       | .5                       | 1.4           | ...          |
| \$500 to \$599.....                               | 12.8   | -                         | 1.6                    | 6.7                      | 1.7                      | .2                       | .4                       | 2.2           | 1 275        |
| \$600 to \$699.....                               | 13.0   | -                         | 2.7                    | 4.7                      | 1.4                      | .5                       | 2.5                      | 1.2           | 1 339        |
| \$700 to \$799.....                               | 9.3  | .2                        | 1.0                    | 2.7                      | 3.1                      | .8                       | .9                       | .5            | 1 569        |
| \$800 to \$999.....                               | 14.8   | -                         | -                      | 1.1                      | 6.3                      | 2.8                      | 2.0                      | 2.6           | 1 892        |
| \$1,000 to \$1,249.....                           | 4.1  | -                         | -                      | .6                       | 1.3                      | .3                       | 1.5                      | .5            | ...          |
| \$1,250 to \$1,499.....                           | 1.2  | -                         | -                      | -                        | -                        | -                        | 1.0                      | .2            | ...          |
| \$1,500 or more.....                              | 1.0  | -                         | -                      | -                        | -                        | .5                       | .5                       | -             | ...          |
| No cash rent.....                                 | 10.5   | .3                        | 2.9                    | 2.4                      | 1.8                      | 1.1                      | 1.3                      | .8            | 1 343        |
| Mortgage payment not reported.....                | ...  | ...                       | ...                    | ...                      | ...                      | ...                      | ...                      | ...           | ...          |
| <b>Median (excludes no cash rent)</b> .....       | <b>591</b>   | <b>...</b>                | <b>413</b>             | <b>556</b>               | <b>755</b>               | <b>843</b>               | <b>788</b>               | <b>519</b>    | <b>...</b>   |

Table 4-19). Income, Costs, and Mortgage - Renter Occupied Units

[Numbers in thousands. For meaning of symbols, see text.]

| Characteristics   | Owner occupied |                        |               |       |                  |                        |               |       | Renter occupied        |        |                                   |        |     |
|---|----------------|------------------------|---------------|-------|------------------|------------------------|---------------|-------|------------------------|--------|-----------------------------------|--------|-----|
|   | With mortgage  |                        |               |       | With no mortgage |                        |               |       | All renters            |        | Unsubsidized renters <sup>1</sup> |        |     |
|   | Total          | Specified <sup>2</sup> | Not specified |       | Total            | Specified <sup>2</sup> | Not specified |       | Specified <sup>3</sup> | Other  | Specified <sup>3</sup>            | Other  |     |
|   |                |                        | Condo or Coop | Other |                  |                        | Condo or Coop | Other |                        |        |                                   |        |     |
| <b>Total</b> .....  | ---            | ---                    | ---           | ---   | ---              | ---                    | ---           | ---   | ---                    | 388.3  | 2.4                               | 347.3  | 2.4 |
| <b>Income of Families and Primary Individuals</b>                     |                |                        |               |       |                  |                        |               |       |                        |        |                                   |        |     |
| Less than \$5,000 .....   | ---            | ---                    | ---           | ---   | ---              | ---                    | ---           | ---   | ---                    | 47.0   | .2                                | 30.1   | .2  |
| \$5,000 to \$9,999 .....  | ---            | ---                    | ---           | ---   | ---              | ---                    | ---           | ---   | ---                    | 43.3   | .2                                | 31.9   | .2  |
| \$10,000 to \$14,999 .....  | ---            | ---                    | ---           | ---   | ---              | ---                    | ---           | ---   | ---                    | 43.8   | ---                               | 40.2   | --- |
| \$15,000 to \$19,999 .....  | ---            | ---                    | ---           | ---   | ---              | ---                    | ---           | ---   | ---                    | 37.7   | ---                               | 34.9   | --- |
| \$20,000 to \$24,999 .....  | ---            | ---                    | ---           | ---   | ---              | ---                    | ---           | ---   | ---                    | 41.7   | .3                                | 40.1   | .3  |
| \$25,000 to \$29,999 .....  | ---            | ---                    | ---           | ---   | ---              | ---                    | ---           | ---   | ---                    | 49.4   | ---                               | 47.1   | --- |
| \$30,000 to \$34,999 .....  | ---            | ---                    | ---           | ---   | ---              | ---                    | ---           | ---   | ---                    | 29.2   | ---                               | 29.2   | --- |
| \$35,000 to \$39,999 .....  | ---            | ---                    | ---           | ---   | ---              | ---                    | ---           | ---   | ---                    | 27.6   | ---                               | 27.6   | --- |
| \$40,000 to \$49,999 .....  | ---            | ---                    | ---           | ---   | ---              | ---                    | ---           | ---   | ---                    | 30.5   | .8                                | 30.2   | .8  |
| \$50,000 to \$59,999 .....  | ---            | ---                    | ---           | ---   | ---              | ---                    | ---           | ---   | ---                    | 16.4   | .6                                | 16.4   | .6  |
| \$60,000 to \$79,999 .....  | ---            | ---                    | ---           | ---   | ---              | ---                    | ---           | ---   | ---                    | 13.7   | .3                                | 13.7   | .3  |
| \$80,000 to \$99,999 .....  | ---            | ---                    | ---           | ---   | ---              | ---                    | ---           | ---   | ---                    | 3.9    | ---                               | 3.9    | --- |
| \$100,000 to \$119,999 .....  | ---            | ---                    | ---           | ---   | ---              | ---                    | ---           | ---   | ---                    | .9     | ---                               | .9     | --- |
| \$120,000 or more .....   | ---            | ---                    | ---           | ---   | ---              | ---                    | ---           | ---   | ---                    | 1.2    | ---                               | 1.2    | --- |
| <b>Median</b> .....   | ---            | ---                    | ---           | ---   | ---              | ---                    | ---           | ---   | ---                    | 22 555 | ---                               | 24 570 | --- |
| <b>Monthly Housing Costs</b>  |                |                        |               |       |                  |                        |               |       |                        |        |                                   |        |     |
| Less than \$100 .....   | ---            | ---                    | ---           | ---   | ---              | ---                    | ---           | ---   | ---                    | 9.5    | ---                               | 1.3    | --- |
| \$100 to \$199 .....  | ---            | ---                    | ---           | ---   | ---              | ---                    | ---           | ---   | ---                    | 19.4   | ---                               | 6.0    | --- |
| \$200 to \$249 .....  | ---            | ---                    | ---           | ---   | ---              | ---                    | ---           | ---   | ---                    | 7.5    | ---                               | 5.3    | --- |
| \$250 to \$299 .....  | ---            | ---                    | ---           | ---   | ---              | ---                    | ---           | ---   | ---                    | 10.7   | ---                               | 8.0    | --- |
| \$300 to \$349 .....  | ---            | ---                    | ---           | ---   | ---              | ---                    | ---           | ---   | ---                    | 15.9   | .5                                | 13.7   | .5  |
| \$350 to \$399 .....  | ---            | ---                    | ---           | ---   | ---              | ---                    | ---           | ---   | ---                    | 23.7   | ---                               | 21.7   | --- |
| \$400 to \$449 .....  | ---            | ---                    | ---           | ---   | ---              | ---                    | ---           | ---   | ---                    | 33.3   | ---                               | 31.6   | --- |
| \$450 to \$499 .....  | ---            | ---                    | ---           | ---   | ---              | ---                    | ---           | ---   | ---                    | 42.6   | ---                               | 41.4   | --- |
| \$500 to \$599 .....  | ---            | ---                    | ---           | ---   | ---              | ---                    | ---           | ---   | ---                    | 75.9   | .4                                | 75.5   | .4  |
| \$600 to \$699 .....  | ---            | ---                    | ---           | ---   | ---              | ---                    | ---           | ---   | ---                    | 59.8   | .3                                | 59.5   | .3  |
| \$700 to \$799 .....  | ---            | ---                    | ---           | ---   | ---              | ---                    | ---           | ---   | ---                    | 34.9   | .3                                | 34.7   | .3  |
| \$800 to \$999 .....  | ---            | ---                    | ---           | ---   | ---              | ---                    | ---           | ---   | ---                    | 26.3   | .5                                | 26.3   | .5  |
| \$1,000 to \$1,249 .....  | ---            | ---                    | ---           | ---   | ---              | ---                    | ---           | ---   | ---                    | 6.2    | ---                               | 6.2    | --- |
| \$1,250 to \$1,499 .....  | ---            | ---                    | ---           | ---   | ---              | ---                    | ---           | ---   | ---                    | 2.0    | ---                               | 2.0    | --- |
| \$1,500 or more .....   | ---            | ---                    | ---           | ---   | ---              | ---                    | ---           | ---   | ---                    | 1.4    | ---                               | 1.4    | --- |
| No cash rent .....  | ---            | ---                    | ---           | ---   | ---              | ---                    | ---           | ---   | ---                    | 17.3   | .4                                | 12.9   | .4  |
| Mortgage payable not reported .....                                   | ---            | ---                    | ---           | ---   | ---              | ---                    | ---           | ---   | ---                    | ---    | ---                               | ---    | --- |
| <b>Median (excludes no cash rent)</b> .....                           | ---            | ---                    | ---           | ---   | ---              | ---                    | ---           | ---   | ---                    | 529    | ---                               | 551    | --- |
| <b>Monthly Housing Costs as Percent of Current Income<sup>5</sup></b> |                |                        |               |       |                  |                        |               |       |                        |        |                                   |        |     |
| Less than 5 percent .....   | ---            | ---                    | ---           | ---   | ---              | ---                    | ---           | ---   | ---                    | 3.8    | ---                               | 1.8    | --- |
| 5 to 9 percent .....  | ---            | ---                    | ---           | ---   | ---              | ---                    | ---           | ---   | ---                    | 8.4    | ---                               | 7.6    | --- |
| 10 to 14 percent .....  | ---            | ---                    | ---           | ---   | ---              | ---                    | ---           | ---   | ---                    | 30.1   | .5                                | 28.7   | .5  |
| 15 to 19 percent .....  | ---            | ---                    | ---           | ---   | ---              | ---                    | ---           | ---   | ---                    | 51.1   | 1.1                               | 47.7   | 1.1 |
| 20 to 24 percent .....  | ---            | ---                    | ---           | ---   | ---              | ---                    | ---           | ---   | ---                    | 60.0   | ---                               | 55.1   | --- |
| 25 to 29 percent .....  | ---            | ---                    | ---           | ---   | ---              | ---                    | ---           | ---   | ---                    | 51.1   | ---                               | 46.5   | --- |
| 30 to 34 percent .....  | ---            | ---                    | ---           | ---   | ---              | ---                    | ---           | ---   | ---                    | 33.8   | ---                               | 27.7   | --- |
| 35 to 39 percent .....  | ---            | ---                    | ---           | ---   | ---              | ---                    | ---           | ---   | ---                    | 28.3   | ---                               | 26.3   | --- |
| 40 to 49 percent .....  | ---            | ---                    | ---           | ---   | ---              | ---                    | ---           | ---   | ---                    | 35.0   | ---                               | 33.3   | --- |
| 50 to 59 percent .....  | ---            | ---                    | ---           | ---   | ---              | ---                    | ---           | ---   | ---                    | 16.5   | ---                               | 14.5   | --- |
| 60 to 69 percent .....  | ---            | ---                    | ---           | ---   | ---              | ---                    | ---           | ---   | ---                    | 8.2    | ---                               | 7.4    | --- |
| 70 to 99 percent .....  | ---            | ---                    | ---           | ---   | ---              | ---                    | ---           | ---   | ---                    | 14.0   | ---                               | 12.3   | --- |
| 100 percent or more <sup>4</sup> .....                                | ---            | ---                    | ---           | ---   | ---              | ---                    | ---           | ---   | ---                    | 22.5   | .2                                | 19.4   | .2  |
| Zero or negative income .....   | ---            | ---                    | ---           | ---   | ---              | ---                    | ---           | ---   | ---                    | 6.2    | .2                                | 6.2    | .2  |
| No cash rent .....  | ---            | ---                    | ---           | ---   | ---              | ---                    | ---           | ---   | ---                    | 17.3   | .4                                | 12.9   | .4  |
| Mortgage payable not reported .....                                   | ---            | ---                    | ---           | ---   | ---              | ---                    | ---           | ---   | ---                    | ---    | ---                               | ---    | --- |
| <b>Median (excludes 3 previous lines)</b> .....                       | ---            | ---                    | ---           | ---   | ---              | ---                    | ---           | ---   | ---                    | 28     | ---                               | 28     | --- |
| <b>Median (excludes 4 lines before medians)</b> .....                 | ---            | ---                    | ---           | ---   | ---              | ---                    | ---           | ---   | ---                    | 27     | ---                               | 26     | --- |

<sup>1</sup>Excludes units in public housing projects, and housing units with government rent subsidies.  
<sup>2</sup>Limited to one-unit structures on less than 10 acres and no business on property.  
<sup>3</sup>Excludes one-unit structures on 10 acres or more.  
<sup>4</sup>May reflect a temporary situation, living off savings, or response error.  
<sup>5</sup>Beginning with 1989 this item uses current income in its calculation. See appendix A.

Table 4-20. Income of Families and Primary Individuals by Selected Characteristics - Renter Occupied Units

[Numbers in thousands. For meaning of symbols, see text.]

| Characteristics   | Total        | Zero to negative | \$1 to \$4,999 | \$5,000 to \$9,999 | \$10,000 to \$14,999 | \$15,000 to \$19,999 | \$20,000 to \$29,999 | \$30,000 to \$39,999 | \$40,000 to \$59,999 | \$60,000 to \$79,999 | \$80,000 to \$99,999 | \$100,000 to \$119,999 | \$120,000 or more | Median        |
|---|--------------|------------------|----------------|--------------------|----------------------|----------------------|----------------------|----------------------|----------------------|----------------------|----------------------|------------------------|-------------------|---------------|
| <b>Total</b> .....  | <b>388.7</b> | <b>8.3</b>       | <b>38.9</b>    | <b>43.5</b>        | <b>43.8</b>          | <b>37.7</b>          | <b>91.4</b>          | <b>56.8</b>          | <b>48.2</b>          | <b>14.1</b>          | <b>3.9</b>           | <b>.9</b>              | <b>1.2</b>        | <b>22 418</b> |
| <b>Units In Structure</b>                                       |              |                  |                |                    |                      |                      |                      |                      |                      |                      |                      |                        |                   |               |
| 1, detached.....  | 88.9         | 2.4              | 4.8            | 8.4                | 10.0                 | 5.9                  | 18.1                 | 13.7                 | 18.2                 | 5.0                  | 1.7                  | .3                     | .4                | 27 170        |
| 1, attached.....  | 11.1         | .6               | 1.4            | .8                 | 1.0                  | 1.5                  | 2.2                  | 2.6                  | .5                   | .3                   | -                    | -                      | -                 | 20 325        |
| 2 to 4.....   | 62.8         | 1.1              | 8.6            | 7.9                | 6.6                  | 8.4                  | 13.3                 | 9.0                  | 5.8                  | 1.1                  | .6                   | -                      | .3                | 19 248        |
| 5 to 9.....   | 76.3         | 1.5              | 10.0           | 9.1                | 9.8                  | 7.7                  | 18.0                 | 8.9                  | 8.7                  | 2.0                  | .4                   | -                      | .3                | 20 087        |
| 10 to 19.....   | 84.8         | 1.5              | 8.0            | 10.1               | 9.6                  | 5.7                  | 24.4                 | 11.0                 | 9.2                  | 3.6                  | .9                   | .6                     | .2                | 23 081        |
| 20 to 49.....   | 37.6         | .8               | 2.3            | .7                 | 3.6                  | 4.5                  | 11.9                 | 7.2                  | 4.5                  | 1.8                  | .3                   | -                      | -                 | 25 798        |
| 50 or more.....   | 15.8         | .4               | 2.2            | 5.2                | 1.7                  | 1.8                  | 1.7                  | 1.4                  | 1.2                  | .3                   | -                    | -                      | -                 | 10 262        |
| Mobile home or trailer.....                                     | 11.4         | -                | 1.6            | 1.3                | 1.5                  | 2.3                  | 1.8                  | 2.9                  | -                    | -                    | -                    | -                      | -                 | 17 910        |
| <b>Year Structure Built'</b>                                    |              |                  |                |                    |                      |                      |                      |                      |                      |                      |                      |                        |                   |               |
| 1990 to 1994.....   | 14.5         | -                | .7             | .8                 | .3                   | .9                   | 4.4                  | 2.4                  | 3.1                  | 1.6                  | -                    | .3                     | -                 | 30 683        |
| 1985 to 1989.....   | 67.0         | 1.1              | 1.9            | 1.5                | 3.5                  | 5.6                  | 20.1                 | 14.8                 | 11.8                 | 4.5                  | 1.3                  | .3                     | .5                | 29 866        |
| 1980 to 1984.....   | 39.1         | 1.1              | 2.8            | 1.9                | 3.4                  | 3.1                  | 10.5                 | 7.2                  | 6.4                  | .7                   | 1.8                  | .3                     | -                 | 26 975        |
| 1975 to 1979.....   | 28.3         | 1.4              | 2.6            | 1.4                | 3.6                  | 3.0                  | 4.6                  | 6.0                  | 4.8                  | .8                   | -                    | -                      | -                 | 24 612        |
| 1970 to 1974.....   | 68.0         | 1.6              | 7.6            | 6.9                | 8.1                  | 10.5                 | 15.6                 | 7.6                  | 7.3                  | 2.7                  | -                    | -                      | .2                | 19 667        |
| 1960 to 1969.....   | 90.0         | 2.0              | 10.4           | 15.9               | 14.8                 | 7.5                  | 20.7                 | 9.4                  | 6.7                  | 1.7                  | .5                   | -                      | .4                | 16 296        |
| 1950 to 1959.....   | 34.9         | .2               | 6.6            | 6.2                | 3.0                  | 2.7                  | 7.4                  | 5.7                  | 2.5                  | .7                   | -                    | -                      | -                 | 17 797        |
| 1940 to 1949.....   | 22.3         | -                | 4.0            | 3.7                | 3.9                  | 1.9                  | 4.3                  | 1.6                  | 2.1                  | .8                   | -                    | -                      | -                 | 14 405        |
| 1930 to 1939.....   | 13.3         | .6               | 2.0            | 1.6                | 2.5                  | 2.2                  | 1.7                  | .6                   | 2.2                  | -                    | -                    | -                      | -                 | 15 140        |
| 1920 to 1929.....   | 5.5          | .2               | .4             | 1.3                | .6                   | .2                   | 1.0                  | .4                   | .6                   | .3                   | .3                   | -                      | -                 | ...           |
| 1919 or earlier.....  | 5.8          | -                | -              | 2.4                | .2                   | .2                   | 1.1                  | 1.0                  | .6                   | .2                   | -                    | -                      | -                 | ...           |
| <b>Median</b> .....   | <b>1972</b>  | <b>1974</b>      | <b>1966</b>    | <b>1964</b>        | <b>1968</b>          | <b>1972</b>          | <b>1973</b>          | <b>1977</b>          | <b>1977</b>          | <b>1979</b>          | ...                  | ...                    | ...               | ...           |
| <b>Rooms</b>  |              |                  |                |                    |                      |                      |                      |                      |                      |                      |                      |                        |                   |               |
| 1 room.....   | 3.3          | -                | .5             | 1.8                | .6                   | .5                   | -                    | -                    | -                    | -                    | -                    | -                      | -                 | ...           |
| 2 rooms.....  | 4.7          | .2               | .8             | 1.7                | .8                   | -                    | .5                   | .5                   | .1                   | -                    | -                    | -                      | -                 | ...           |
| 3 rooms.....  | 60.4         | 2.3              | 9.2            | 8.7                | 8.5                  | 7.3                  | 11.8                 | 6.3                  | 5.3                  | 1.0                  | -                    | -                      | -                 | 16 049        |
| 4 rooms.....  | 122.2        | 1.2              | 12.6           | 16.4               | 15.4                 | 12.2                 | 33.8                 | 15.4                 | 9.2                  | 2.9                  | 1.0                  | .3                     | .9                | 20 704        |
| 5 rooms.....  | 114.7        | 1.8              | 10.4           | 7.9                | 11.0                 | 12.0                 | 29.0                 | 21.3                 | 15.7                 | 4.2                  | 1.4                  | -                      | -                 | 24 924        |
| 6 rooms.....  | 54.6         | 1.5              | 4.2            | 5.6                | 5.7                  | 4.2                  | 12.0                 | 7.9                  | 8.9                  | 3.0                  | 1.0                  | .3                     | .2                | 24 894        |
| 7 rooms.....  | 17.5         | 1.4              | 1.0            | .9                 | .7                   | 1.0                  | 3.4                  | 3.7                  | 4.3                  | 1.0                  | -                    | -                      | -                 | 30 710        |
| 8 rooms.....  | 5.5          | -                | -              | -                  | .2                   | .2                   | -                    | 1.2                  | 2.0                  | 1.2                  | .4                   | .3                     | -                 | ...           |
| 9 rooms.....  | 4.2          | -                | .2             | .3                 | -                    | -                    | .5                   | .3                   | 1.9                  | .8                   | .2                   | -                      | -                 | ...           |
| 10 rooms or more.....   | 1.8          | -                | -              | .2                 | -                    | .2                   | .3                   | .2                   | .8                   | -                    | -                    | -                      | -                 | ...           |
| <b>Median</b> .....   | <b>4.5</b>   | <b>4.8</b>       | <b>4.2</b>     | <b>4.1</b>         | <b>4.2</b>           | <b>4.4</b>           | <b>4.5</b>           | <b>4.8</b>           | <b>5.1</b>           | <b>5.2</b>           | ...                  | ...                    | ...               | ...           |
| <b>Bedrooms</b>   |              |                  |                |                    |                      |                      |                      |                      |                      |                      |                      |                        |                   |               |
| None.....   | 6.8          | .2               | 1.2            | 3.6                | .8                   | .5                   | -                    | .5                   | -                    | -                    | -                    | -                      | -                 | ...           |
| 1.....  | 92.7         | 2.3              | 10.0           | 11.4               | 12.3                 | 10.4                 | 25.3                 | 10.4                 | 7.9                  | 2.6                  | -                    | .3                     | -                 | 20 013        |
| 2.....  | 186.4        | 3.9              | 17.9           | 19.7               | 23.0                 | 19.4                 | 44.6                 | 30.3                 | 20.6                 | 5.4                  | 2.1                  | 1.2                    | 1.2               | 22 321        |
| 3.....  | 82.0         | 1.7              | 7.8            | 7.1                | 5.9                  | 6.4                  | 18.9                 | 13.3                 | 15.6                 | 3.8                  | 1.2                  | .3                     | -                 | 26 429        |
| 4 or more.....  | 18.7         | .3               | 2.1            | 1.7                | 1.9                  | .9                   | 2.8                  | 2.3                  | 4.1                  | 2.3                  | .6                   | -                      | -                 | 29 371        |
| <b>Median</b> .....   | <b>2.0</b>   | <b>1.9</b>       | <b>2.0</b>     | <b>1.8</b>         | <b>1.9</b>           | <b>1.9</b>           | <b>2.0</b>           | <b>2.1</b>           | <b>2.3</b>           | <b>2.3</b>           | ...                  | ...                    | ...               | ...           |
| <b>Complete Bathrooms</b>                                       |              |                  |                |                    |                      |                      |                      |                      |                      |                      |                      |                        |                   |               |
| None.....   | 4.0          | -                | 1.2            | 1.0                | .7                   | .2                   | .3                   | .4                   | -                    | .2                   | -                    | -                      | -                 | ...           |
| 1.....  | 218.6        | 3.3              | 28.2           | 35.9               | 30.2                 | 22.0                 | 52.9                 | 24.6                 | 15.2                 | 5.4                  | .4                   | .3                     | .4                | 17 685        |
| 1 and one-half.....   | 44.7         | 1.5              | 5.7            | 2.7                | 5.9                  | 6.4                  | 10.0                 | 7.4                  | 4.2                  | .5                   | .3                   | -                      | -                 | 20 089        |
| 2 or more.....  | 121.5        | 3.5              | 3.8            | 4.0                | 7.1                  | 9.1                  | 28.2                 | 24.4                 | 28.8                 | 8.0                  | 3.2                  | .6                     | .7                | 32 093        |
| <b>Main Heating Equipment</b>                                   |              |                  |                |                    |                      |                      |                      |                      |                      |                      |                      |                        |                   |               |
| Warm-air furnace.....   | 291.4        | 7.1              | 24.4           | 27.2               | 29.6                 | 28.6                 | 73.0                 | 45.3                 | 40.3                 | 11.0                 | 3.3                  | .9                     | .7                | 23 952        |
| Steam or hot water system.....                                  | 2.8          | -                | .7             | .5                 | .5                   | -                    | .2                   | .4                   | .3                   | .2                   | -                    | -                      | -                 | ...           |
| Electric heat pump.....   | 30.7         | .5               | 1.7            | 2.4                | 3.3                  | 3.4                  | 6.7                  | 5.8                  | 4.5                  | 1.9                  | .7                   | -                      | -                 | 26 225        |
| Built-in electric units.....                                    | 15.7         | .2               | 3.1            | 2.6                | 2.9                  | 2.1                  | 1.7                  | 1.5                  | 1.3                  | .3                   | -                    | -                      | -                 | 13 243        |
| Floor, wall, or other built-in hot air units without ducts..... | 22.6         | -                | 5.9            | 5.5                | 2.9                  | 2.4                  | 4.4                  | 1.2                  | .2                   | -                    | -                    | -                      | -                 | 9 843         |
| Room heaters with flue.....                                     | 11.0         | -                | 1.0            | 2.0                | 2.3                  | .2                   | 3.2                  | 1.0                  | .8                   | -                    | -                    | -                      | .4                | 18 596        |
| Room heaters without flue.....                                  | 10.4         | .6               | 1.3            | 2.7                | 1.8                  | .4                   | 1.8                  | 1.0                  | .8                   | -                    | -                    | -                      | -                 | 11 804        |
| Portable electric heaters.....                                  | 1.2          | -                | .7             | -                  | -                    | .2                   | .3                   | -                    | -                    | -                    | -                    | -                      | -                 | ...           |
| Stoves.....   | 1.1          | -                | -              | .2                 | -                    | -                    | -                    | .6                   | -                    | -                    | .3                   | -                      | -                 | ...           |
| Fireplaces with inserts.....                                    | .2           | -                | -              | -                  | -                    | -                    | -                    | -                    | -                    | .2                   | -                    | -                      | -                 | ...           |
| Fireplaces without inserts.....                                 | .4           | -                | -              | -                  | .2                   | -                    | -                    | -                    | -                    | .2                   | -                    | -                      | -                 | ...           |
| Other.....  | .5           | -                | .2             | .3                 | -                    | -                    | -                    | -                    | -                    | -                    | -                    | -                      | -                 | ...           |
| None.....   | .7           | -                | -              | -                  | .3                   | .4                   | -                    | -                    | -                    | -                    | -                    | -                      | -                 | ...           |
| <b>Source of Water</b>  |              |                  |                |                    |                      |                      |                      |                      |                      |                      |                      |                        |                   |               |
| Public system or private company.....                           | 376.6        | 8.1              | 36.9           | 42.3               | 42.6                 | 36.5                 | 90.3                 | 54.6                 | 46.2                 | 13.1                 | 3.9                  | .9                     | 1.2               | 22 417        |
| Well serving 1 to 5 units.....                                  | 11.8         | .2               | 1.8            | 1.2                | 1.2                  | 1.2                  | 1.1                  | 2.2                  | 2.1                  | 1.0                  | -                    | -                      | -                 | 23 527        |
| Drilled.....  | 7.0          | -                | 1.6            | .9                 | .5                   | .8                   | .9                   | .5                   | 1.2                  | .8                   | -                    | -                      | -                 | 19 120        |
| Dug.....  | 4.1          | .2               | .3             | .7                 | .5                   | .2                   | 1.0                  | .9                   | .2                   | -                    | -                    | -                      | -                 | ...           |
| Not reported.....   | .9           | -                | .2             | -                  | -                    | -                    | .7                   | -                    | -                    | -                    | -                    | -                      | -                 | ...           |
| Other.....  | .2           | -                | .2             | -                  | -                    | -                    | -                    | -                    | -                    | -                    | -                    | -                      | -                 | ...           |
| <b>Means of Sewage Disposal</b>                                 |              |                  |                |                    |                      |                      |                      |                      |                      |                      |                      |                        |                   |               |
| Public sewer.....   | 353.7        | 7.2              | 35.5           | 40.0               | 38.9                 | 34.3                 | 86.2                 | 52.0                 | 43.3                 | 11.3                 | 3.3                  | .9                     | .7                | 22 433        |
| Septic tank, cesspool, chemical toilet.....                     | 34.4         | 1.1              | 3.2            | 3.5                | 5.0                  | 3.2                  | 5.2                  | 4.8                  | 4.9                  | 2.5                  | .6                   | -                      | .4                | 22 373        |
| Other.....  | .8           | -                | .2             | -                  | -                    | .2                   | -                    | -                    | -                    | .2                   | -                    | -                      | -                 | ...           |
| <b>Main House Heating Fuel</b>                                  |              |                  |                |                    |                      |                      |                      |                      |                      |                      |                      |                        |                   |               |
| Housing units with heating fuel.....                            | 389.0        | 8.3              | 38.9           | 43.5               | 43.5                 | 37.3                 | 91.4                 | 56.8                 | 48.2                 | 14.1                 | 3.9                  | .9                     | 1.2               | 22 455        |
| Electricity.....  | 125.1        | 2.9              | 12.4           | 12.8               | 13.8                 | 14.8                 | 30.5                 | 16.7                 | 14.5                 | 4.7                  | 1.8                  | -                      | .3                | 21 906        |
| Piped gas.....  | 246.0        | 4.9              | 24.6           | 28.4               | 26.5                 | 21.9                 | 56.5                 | 38.5                 | 32.9                 | 8.3                  | 1.7                  | .9                     | .9                | 22 959        |
| Bottled gas.....  | 9.6          | .3               | 1.0            | .9                 | 1.7                  | .6                   | 3.4                  | .4                   | .6                   | .3                   | .4                   | -                      | -                 | 20 774        |
| Fuel oil.....   | 3.2          | .2               | .9             | .8                 | .6                   | -                    | .2                   | .2                   | .3                   | -                    | -                    | -                      | -                 | ...           |
| Kerosene or other liquid fuel.....                              | 1.0          | -                | .4             | .4                 | .4                   | -                    | .2                   | -                    | -                    | -                    | -                    | -                      | -                 | ...           |
| Coal or coke.....   | -            | -                | -              | -                  | -                    | -                    | -                    | -                    | -                    | -                    | -                    | -                      | -                 | ...           |
| Wood.....   | 2.6          | -                | -              | .2                 | .2                   | -                    | .7                   | .8                   | -                    | .7                   | -                    | -                      | -                 | ...           |
| Solar energy.....   | -            | -                | -              | -                  | -                    | -                    | -                    | -                    | -                    | -                    | -                    | -                      | -                 | ...           |
| Other.....  | .5           | -                | -              | -                  | .3                   | -                    | -                    | .2                   | -                    | -                    | -                    | -                      | -                 | ...           |

Table 4-20. **Income of Families and Primary Individuals by Selected Characteristics - Renter Occupied Units—Con.**

[Numbers in thousands. For meaning of symbols, see text.]

| Characteristics                                      | Total | Zero to negative | \$1 to \$4,999 | \$5,000 to \$9,999 | \$10,000 to \$14,999 | \$15,000 to \$19,999 | \$20,000 to \$29,999 | \$30,000 to \$39,999 | \$40,000 to \$59,999 | \$60,000 to \$79,999 | \$80,000 to \$99,999 | \$100,000 to \$119,999 | \$120,000 or more | Median |
|--|-------|------------------|----------------|--------------------|----------------------|----------------------|----------------------|----------------------|----------------------|----------------------|----------------------|------------------------|-------------------|--------|
| <b>Cooking Fuel</b>                                  |       |                  |                |                    |                      |                      |                      |                      |                      |                      |                      |                        |                   |        |
| With cooking fuel .....                              | 386.2 | 8.3              | 37.9           | 42.9               | 43.3                 | 37.7                 | 91.0                 | 56.8                 | 48.2                 | 14.1                 | 3.9                  | .9                     | 1.2               | 22 523 |
| Electricity .....                                    | 208.6 | 4.7              | 12.7           | 18.2               | 21.7                 | 21.4                 | 48.7                 | 33.4                 | 32.6                 | 10.0                 | 3.3                  | .6                     | 1.2               | 25 240 |
| Piped gas .....                                      | 171.7 | 3.6              | 24.2           | 24.7               | 20.8                 | 15.8                 | 40.5                 | 22.5                 | 15.2                 | 3.8                  | .2                   | .3                     |                   | 18 967 |
| Bottled gas .....                                    | 6.0   | -                | 1.0            | -                  | .8                   | .4                   | 1.8                  | .9                   | .4                   | .2                   | .4                   | -                      | -                 | ...    |
| Kerosene or other liquid fuel .....                  | -     | -                | -              | -                  | -                    | -                    | -                    | -                    | -                    | -                    | -                    | -                      | -                 | ...    |
| Coal or coke .....                                   | -     | -                | -              | -                  | -                    | -                    | -                    | -                    | -                    | -                    | -                    | -                      | -                 | ...    |
| Wood .....   | -     | -                | -              | -                  | -                    | -                    | -                    | -                    | -                    | -                    | -                    | -                      | -                 | ...    |
| Other .....  | -     | -                | -              | -                  | -                    | -                    | -                    | -                    | -                    | -                    | -                    | -                      | -                 | ...    |
| <b>Persons</b>                                       |       |                  |                |                    |                      |                      |                      |                      |                      |                      |                      |                        |                   |        |
| 1 person .....                                       | 131.3 | 4.8              | 11.9           | 19.7               | 17.5                 | 12.2                 | 35.2                 | 17.2                 | 8.4                  | 3.3                  | -                    | .3                     | .7                | 19 791 |
| 2 persons .....                                      | 118.9 | 2.5              | 11.1           | 10.2               | 12.4                 | 12.0                 | 28.2                 | 19.4                 | 16.6                 | 4.1                  | 1.8                  | .8                     |                   | 23 982 |
| 3 persons .....                                      | 63.1  | .5               | 7.4            | 6.6                | 7.4                  | 6.8                  | 13.7                 | 7.3                  | 10.1                 | 2.7                  | -                    | -                      | .4                | 22 022 |
| 4 persons .....                                      | 44.5  | .3               | 4.2            | 4.4                | 4.5                  | 3.0                  | 9.0                  | 6.6                  | 7.5                  | 3.2                  | 1.8                  | -                      | -                 | 26 542 |
| 5 persons .....                                      | 20.9  | .2               | 3.4            | 1.8                | 1.4                  | 2.2                  | 3.2                  | 3.9                  | 4.2                  | .2                   | .3                   | -                      | -                 | 24 290 |
| 6 persons .....                                      | 5.8   | -                | .8             | .7                 | -                    | .7                   | 1.5                  | 1.2                  | .7                   | .2                   | -                    | -                      | -                 | ...    |
| 7 persons or more .....                              | 4.3   | -                | .2             | -                  | .5                   | .8                   | .5                   | 1.2                  | .6                   | .4                   | -                    | -                      | -                 | ...    |
| Median .....   | 2.0   | 1.5              | 2.2            | 1.7                | 1.9                  | 2.1                  | 1.9                  | 2.1                  | 2.4                  | 2.4                  | -                    | -                      | -                 | ...    |
| <b>Household Composition by Age of Householder</b>   |       |                  |                |                    |                      |                      |                      |                      |                      |                      |                      |                        |                   |        |
| 2-or-more person households .....                    | 257.4 | 3.5              | 27.0           | 23.8               | 26.4                 | 25.5                 | 56.2                 | 39.6                 | 39.8                 | 10.8                 | 3.9                  | .6                     | .4                | 24 026 |
| Married-couple families, no nonrelatives .....       | 116.6 | .4               | 2.5            | 2.8                | 8.2                  | 8.0                  | 24.8                 | 24.7                 | 31.3                 | 9.3                  | 3.5                  | .6                     | .4                | 34 696 |
| Under 25 years .....                                 | 11.3  | -                | .8             | .4                 | .7                   | .9                   | 2.7                  | 3.6                  | 1.7                  | .5                   | -                    | -                      | -                 | 30 440 |
| 25 to 29 years .....                                 | 21.9  | -                | .3             | .2                 | 1.5                  | 1.8                  | 5.4                  | 4.8                  | 6.5                  | .8                   | .5                   | -                      | -                 | 33 585 |
| 30 to 34 years .....                                 | 22.0  | -                | .4             | -                  | 1.5                  | 1.6                  | 5.3                  | 4.8                  | 5.9                  | 1.6                  | .7                   | .3                     | -                 | 34 707 |
| 35 to 44 years .....                                 | 36.5  | -                | 2.2            | .8                 | 1.7                  | 2.4                  | 6.8                  | 6.0                  | 11.9                 | 4.0                  | 2.0                  | .3                     | .4                | 40 710 |
| 45 to 64 years .....                                 | 19.5  | .4               | 2.2            | .4                 | 1.4                  | .8                   | 4.2                  | 4.4                  | 4.9                  | 2.4                  | .3                   | -                      | -                 | 35 098 |
| 65 years and over .....                              | 5.4   | -                | .5             | 1.0                | 1.3                  | .6                   | 4                    | 1.1                  | .4                   | -                    | -                    | -                      | -                 | ...    |
| Other male householder .....                         | 42.3  | 2.1              | 1.7            | 4.4                | 5.8                  | 5.0                  | 12.0                 | 6.1                  | 4.2                  | .5                   | .4                   | -                      | -                 | 21 760 |
| Under 45 years .....                                 | 37.7  | 2.1              | 1.7            | 3.4                | 5.5                  | 4.5                  | 10.4                 | 5.6                  | 4.1                  | .2                   | .2                   | -                      | -                 | 21 572 |
| 45 to 64 years .....                                 | 2.3   | -                | -              | .3                 | -                    | .2                   | .6                   | .5                   | .2                   | .3                   | .2                   | -                      | -                 | ...    |
| 65 years and over .....                              | 2.3   | -                | -              | .7                 | .3                   | .3                   | 1.0                  | -                    | -                    | -                    | -                    | -                      | -                 | ...    |
| Other female householder .....                       | 98.6  | 1.0              | 22.8           | 16.6               | 12.3                 | 12.5                 | 19.3                 | 8.8                  | 4.2                  | 1.0                  | -                    | -                      | -                 | 13 620 |
| Under 45 years .....                                 | 80.3  | 1.0              | 20.6           | 13.0               | 9.6                  | 9.7                  | 16.1                 | 6.1                  | 3.2                  | 1.0                  | -                    | -                      | -                 | 12 865 |
| 45 to 64 years .....                                 | 13.5  | -                | 1.7            | 1.8                | 1.9                  | 2.2                  | 2.5                  | 2.2                  | 1.1                  | -                    | -                    | -                      | -                 | 17 969 |
| 65 years and over .....                              | 4.7   | -                | .5             | 1.7                | .7                   | .6                   | .7                   | .5                   | -                    | -                    | -                    | -                      | -                 | ...    |
| 1-person households .....                            | 131.3 | 4.8              | 11.9           | 19.7               | 17.5                 | 12.2                 | 35.2                 | 17.2                 | 8.4                  | 3.3                  | -                    | .3                     | .7                | 19 791 |
| Male householder .....                               | 62.1  | 2.8              | 4.1            | 9.5                | 9.3                  | 5.3                  | 13.9                 | 9.7                  | 4.6                  | 2.1                  | -                    | .3                     | .5                | 20 015 |
| Under 45 years .....                                 | 46.4  | 2.8              | 2.9            | 4.2                | 6.8                  | 3.9                  | 11.8                 | 6.6                  | 2.9                  | 2.1                  | -                    | .3                     | .3                | 22 222 |
| 45 to 64 years .....                                 | 10.9  | -                | .7             | 2.2                | 1.7                  | 1.4                  | 1.8                  | 1.1                  | 1.6                  | -                    | -                    | -                      | .3                | 17 797 |
| 65 years and over .....                              | 4.8   | -                | .4             | 3.1                | .8                   | -                    | .4                   | -                    | -                    | -                    | -                    | -                      | -                 | ...    |
| Female householder .....                             | 69.2  | 2.0              | 7.9            | 10.3               | 8.2                  | 6.9                  | 21.3                 | 7.5                  | 3.9                  | 1.2                  | -                    | -                      | .2                | 19 613 |
| Under 45 years .....                                 | 41.8  | 1.6              | 3.9            | 2.9                | 4.1                  | 4.5                  | 15.6                 | 5.0                  | 3.0                  | 1.0                  | -                    | -                      | -                 | 22 448 |
| 45 to 64 years .....                                 | 11.1  | -                | 1.3            | 1.4                | 1.4                  | .7                   | 3.1                  | 2.3                  | .5                   | .3                   | -                    | -                      | .2                | 22 589 |
| 65 years and over .....                              | 16.5  | .4               | 2.7            | 5.9                | 2.7                  | 1.6                  | 2.6                  | .3                   | .3                   | -                    | -                    | -                      | -                 | 9 324  |
| <b>Own Never Married Children Under 18 Years Old</b> |       |                  |                |                    |                      |                      |                      |                      |                      |                      |                      |                        |                   |        |
| No own children under 18 years .....                 | 263.2 | 7.6              | 19.9           | 31.2               | 31.1                 | 24.6                 | 66.5                 | 40.0                 | 29.6                 | 8.9                  | 2.1                  | .9                     | .7                | 22 581 |
| With own children under 18 years .....               | 125.5 | .7               | 19.0           | 12.3               | 12.7                 | 13.1                 | 24.9                 | 16.8                 | 18.6                 | 5.1                  | 1.8                  | -                      | .4                | 21 984 |
| Under 6 years: only .....                            | 43.0  | .2               | 6.3            | 4.5                | 5.2                  | 3.7                  | 8.4                  | 4.2                  | 7.1                  | 1.5                  | -                    | -                      | -                 | 19 565 |
| 1 .....  | 27.2  | .2               | 4.3            | 2.2                | 2.8                  | 2.7                  | 6.5                  | 2.6                  | 5.3                  | .7                   | -                    | -                      | -                 | 22 280 |
| 2 .....  | 13.4  | -                | 3.2            | 1.4                | 2.1                  | 1.0                  | 1.4                  | 1.6                  | 1.9                  | .8                   | -                    | -                      | -                 | 14 836 |
| 3 or more .....                                      | 2.4   | -                | .8             | .9                 | .2                   | -                    | .5                   | -                    | -                    | -                    | -                    | -                      | -                 | ...    |
| 6 to 17 years only .....                             | 60.6  | .5               | 6.3            | 5.3                | 5.9                  | 7.2                  | 13.0                 | 8.7                  | 8.6                  | 3.1                  | 1.5                  | -                      | .4                | 23 914 |
| 1 .....  | 27.5  | .3               | 1.4            | 1.5                | 2.3                  | 3.8                  | 5.6                  | 5.8                  | 4.7                  | 1.1                  | .5                   | -                      | .4                | 27 811 |
| 2 .....  | 22.9  | -                | 2.6            | 2.5                | 2.4                  | 2.7                  | 5.7                  | 1.8                  | 2.5                  | 1.7                  | .9                   | -                      | -                 | 22 158 |
| 3 or more .....                                      | 10.2  | .2               | 2.2            | 1.3                | 1.2                  | .6                   | 1.8                  | 1.1                  | 1.4                  | .3                   | -                    | -                      | -                 | 16 393 |
| Both age groups .....                                | 21.9  | -                | 4.4            | 2.5                | 1.6                  | 2.2                  | 3.5                  | 3.9                  | 2.9                  | .5                   | .4                   | -                      | -                 | 20 473 |
| 2 .....  | 9.0   | -                | 1.1            | 1.3                | .7                   | .7                   | 1.4                  | 1.2                  | 1.8                  | .5                   | .4                   | -                      | -                 | 25 436 |
| 3 or more .....                                      | 12.9  | -                | 3.3            | 1.3                | .9                   | 1.5                  | 2.1                  | 2.7                  | 1.1                  | -                    | -                    | -                      | -                 | 17 989 |
| <b>Monthly Housing Costs</b>                         |       |                  |                |                    |                      |                      |                      |                      |                      |                      |                      |                        |                   |        |
| Less than \$100 .....                                | 9.5   | -                | 5.8            | 1.0                | .5                   | .2                   | 1.7                  | -                    | .3                   | -                    | -                    | -                      | -                 | 4 056  |
| \$100 to \$199 .....                                 | 19.4  | .4               | 6.2            | 7.8                | 2.5                  | .8                   | .7                   | .4                   | -                    | .5                   | -                    | -                      | -                 | 6 927  |
| \$200 to \$249 .....                                 | 7.5   | -                | 2.1            | 3.1                | 1.2                  | .6                   | .6                   | -                    | -                    | -                    | -                    | -                      | -                 | 7 695  |
| \$250 to \$299 .....                                 | 10.7  | -                | 2.7            | 3.1                | 1.9                  | 1.0                  | 1.1                  | .9                   | -                    | -                    | -                    | -                      | -                 | 9 279  |
| \$300 to \$349 .....                                 | 16.3  | .5               | 2.2            | 4.2                | 3.5                  | 1.2                  | 2.1                  | 1.1                  | 1.5                  | -                    | -                    | -                      | -                 | 11 800 |
| \$350 to \$399 .....                                 | 23.7  | .6               | 3.1            | 3.8                | 6.3                  | 3.0                  | 3.7                  | 2.0                  | .7                   | -                    | -                    | -                      | .4                | 13 463 |
| \$400 to \$449 .....                                 | 33.3  | .7               | 1.7            | 5.1                | 4.0                  | 6.2                  | 9.7                  | 3.2                  | 2.0                  | .4                   | .4                   | -                      | -                 | 19 184 |
| \$450 to \$499 .....                                 | 42.6  | 1.0              | 1.9            | 3.3                | 7.1                  | 6.0                  | 12.0                 | 6.6                  | 3.4                  | .7                   | .5                   | -                      | -                 | 21 682 |
| \$500 to \$599 .....                                 | 76.4  | 1.0              | 5.5            | 4.0                | 8.5                  | 7.9                  | 24.2                 | 13.4                 | 8.7                  | 2.5                  | .5                   | -                      | .2                | 24 661 |
| \$600 to \$699 .....                                 | 60.2  | .5               | 1.8            | 2.1                | 3.4                  | 6.4                  | 18.4                 | 13.0                 | 10.8                 | 3.1                  | .3                   | .3                     | .3                | 28 632 |
| \$700 to \$799 .....                                 | 35.2  | .9               | 1.7            | 1.5                | 1.6                  | 1.7                  | 9.0                  | 8.6                  | 7.7                  | 1.4                  | .6                   | .3                     | .3                | 31 450 |
| \$800 to \$999 .....                                 | 26.8  | 1.6              | .6             | .2                 | 1.6                  | 1.6                  | 3.1                  | 4.4                  | 10.5                 | 2.7                  | .4                   | .3                     | -                 | 40 825 |
| \$1,000 to \$1,249 .....                             | 6.2   | .3               | -              | .2                 | .8                   | -                    | 1.0                  | .7                   | 1.8                  | .7                   | .7                   | -                      | -                 | ...    |
| \$1,250 to \$1,499 .....                             | 2.0   | -                | -              | -                  | -                    | -                    | .3                   | .5                   | -                    | .6                   | .6                   | -                      | -                 | ...    |
| \$1,500 or more .....                                | 1.4   | -                | -              | .4                 | -                    | -                    | -                    | .3                   | -                    | .8                   | -                    | -                      | -                 | ...    |
| No cash rent .....                                   | 17.7  | .9               | 3.6            | 3.7                | 1.0                  | 1.0                  | 3.9                  | 1.7                  | 1.0                  | .8                   | -                    | -                      | -                 | 13 002 |
| Mortgage payment not reported .....                  | -     | -                | -              | -                  | -                    | -                    | -                    | -                    | -                    | -                    | -                    | -                      | -                 | ...    |
| Median (excludes no cash rent) .....                 | 530   | 553              | 319            | 356                | 461                  | 494                  | 551                  | 600                  | 666                  | 682                  | -                    | -                      | -                 | ...    |



Table 4-20. **Income of Families and Primary Individuals by Selected Characteristics - Renter Occupied Units—Con.**

[Numbers in thousands. For meaning of symbols, see text.]

| Characteristics   | Total | Zero to negative | \$1 to \$4,999 | \$5,000 to \$9,999 | \$10,000 to \$14,999 | \$15,000 to \$19,999 | \$20,000 to \$29,999 | \$30,000 to \$39,999 | \$40,000 to \$59,999 | \$60,000 to \$79,999 | \$80,000 to \$99,999 | \$100,000 to \$119,999 | \$120,000 or more | Median              |
|---|-------|------------------|----------------|--------------------|----------------------|----------------------|----------------------|----------------------|----------------------|----------------------|----------------------|------------------------|-------------------|---------------------|
| <b>Monthly Housing Costs as Percent of Current Income<sup>3</sup></b> |       |                  |                |                    |                      |                      |                      |                      |                      |                      |                      |                        |                   |                     |
| Less than 5 percent .....   | 3.8   | -                | -              | -                  | -                    | -                    | 1.9                  | .2                   | .3                   | .5                   | -                    | -                      | .9                | ...                 |
| 5 to 9 percent .....  | 8.4   | -                | .3             | -                  | .3                   | .5                   | 1.0                  | .8                   | 2.4                  | 1.3                  | 1.1                  | .6                     | .3                | 51 862              |
| 10 to 14 percent .....  | 30.6  | -                | .4             | .9                 | .9                   | .8                   | 2.5                  | 6.0                  | 10.2                 | 7.4                  | 1.1                  | .3                     | -                 | 47 254              |
| 15 to 19 percent .....  | 52.1  | -                | .8             | 1.0                | 2.6                  | 1.7                  | 6.9                  | 14.7                 | 20.7                 | 2.5                  | 1.1                  | -                      | -                 | 38 848              |
| 20 to 24 percent .....  | 60.0  | -                | 1.7            | 2.1                | 1.7                  | 2.5                  | 23.2                 | 18.3                 | 9.4                  | .5                   | -                    | -                      | -                 | 29 470              |
| 25 to 29 percent .....  | 51.1  | .4               | 3.4            | 2.2                | 3.0                  | 6.1                  | 22.1                 | 10.4                 | 3.0                  | .4                   | -                    | -                      | -                 | 24 689              |
| 30 to 34 percent .....  | 33.8  | -                | 2.7            | 4.2                | 3.2                  | 6.5                  | 13.4                 | 2.8                  | .5                   | .4                   | -                    | -                      | -                 | 20 193              |
| 35 to 39 percent .....  | 28.3  | -                | .8             | 3.7                | 5.5                  | 7.0                  | 10.2                 | .7                   | .4                   | -                    | -                    | -                      | -                 | 17 974              |
| 40 to 49 percent .....  | 35.0  | -                | 3.2            | 6.5                | 10.2                 | 8.3                  | 5.5                  | .7                   | .3                   | -                    | -                    | -                      | -                 | 13 848              |
| 50 to 59 percent .....  | 16.5  | .3               | 1.9            | 3.7                | 7.6                  | 2.2                  | .4                   | .5                   | -                    | -                    | -                    | -                      | -                 | 11 555              |
| 60 to 69 percent .....  | 8.2   | -                | 1.2            | 3.3                | 2.7                  | .7                   | .3                   | -                    | -                    | -                    | -                    | -                      | -                 | 9 412               |
| 70 to 99 percent .....  | 14.0  | -                | 2.4            | 7.0                | 4.2                  | .3                   | -                    | -                    | -                    | -                    | -                    | -                      | -                 | 8 249               |
| 100 percent or more <sup>2</sup> .....                                | 22.8  | .2               | 16.5           | 5.1                | .9                   | -                    | -                    | -                    | -                    | -                    | -                    | -                      | -                 | 3 378               |
| Zero or negative income .....   | 6.4   | 6.4              | -              | -                  | -                    | -                    | -                    | -                    | -                    | -                    | -                    | -                      | -                 | ...                 |
| No cash rent .....  | 17.7  | .9               | 3.6            | 3.7                | 1.0                  | 1.0                  | 3.9                  | 1.7                  | 1.0                  | .8                   | -                    | -                      | -                 | 13 002              |
| Mortgage payment not reported .....                                   | ...   | ...              | ...            | ...                | ...                  | ...                  | ...                  | ...                  | ...                  | ...                  | ...                  | ...                    | ...               | ...                 |
| Median (excludes 3 previous lines) .....                              | 28    | 52               | 86             | 49                 | 44                   | 35                   | 27                   | 22                   | 18                   | 13                   | ...                  | ...                    | ...               | ...                 |
| Median (excludes 4 lines before medians) .....                        | 27    | 29               | 36             | 45                 | 44                   | 35                   | 27                   | 22                   | 18                   | 13                   | ...                  | ...                    | ...               | ...                 |
| <b>Rent Reductions</b>  |       |                  |                |                    |                      |                      |                      |                      |                      |                      |                      |                        |                   |                     |
| No subsidy or income reporting .....                                  | 342.5 | 7.9              | 22.0           | 31.7               | 39.3                 | 34.2                 | 84.8                 | 58.0                 | 46.6                 | 14.1                 | 3.9                  | .9                     | 1.2               | 24 266 <sup>1</sup> |
| Rent control .....  | -     | -                | -              | -                  | -                    | -                    | -                    | -                    | -                    | -                    | -                    | -                      | -                 | ...                 |
| No rent control .....   | 341.6 | 7.9              | 22.0           | 31.7               | 39.1                 | 34.0                 | 84.5                 | 58.0                 | 46.4                 | 14.1                 | 3.9                  | .9                     | 1.2               | 24 277              |
| Reduced by owner .....  | 13.3  | .9               | 1.3            | 2.4                | 1.2                  | 1.1                  | 3.8                  | 1.4                  | .9                   | .3                   | -                    | -                      | -                 | 19 134              |
| Not reduced by owner .....  | 324.6 | 7.0              | 20.4           | 29.0               | 37.9                 | 32.8                 | 79.1                 | 53.8                 | 45.3                 | 13.8                 | 3.7                  | .9                     | 1.2               | 24 465              |
| Owner reduction not reported .....                                    | 3.7   | -                | .3             | .2                 | -                    | .3                   | 1.6                  | .8                   | .3                   | -                    | .2                   | -                      | -                 | 26 438              |
| Rent control not reported .....                                       | .9    | -                | -              | -                  | .2                   | .2                   | .9                   | -                    | .2                   | -                    | -                    | -                      | -                 | 21 197              |
| Owned by public housing authority .....                               | 22.0  | .4               | 11.1           | 5.6                | 2.2                  | 1.2                  | 1.5                  | -                    | -                    | -                    | -                    | -                      | -                 | 4 777               |
| Other, Federal subsidy .....  | 10.7  | -                | 4.0            | 4.0                | .9                   | .9                   | .7                   | -                    | .3                   | -                    | -                    | -                      | -                 | 6 760               |
| Other, State or local subsidy .....                                   | 4.5   | -                | .9             | 1.3                | .4                   | .4                   | 1.6                  | -                    | -                    | -                    | -                    | -                      | -                 | 11 247              |
| Other, income verification .....                                      | 1.7   | -                | .6             | .5                 | .2                   | .2                   | .2                   | -                    | -                    | -                    | -                    | -                      | -                 | 7 334               |
| Subsidy or income verification not reported .....                     | 7.2   | -                | .4             | .4                 | .8                   | .7                   | 2.7                  | .8                   | 1.3                  | -                    | -                    | -                      | -                 | 24 549              |

<sup>1</sup>For mobile home, oldest category is 1939 or earlier.<sup>2</sup>May reflect a temporary situation, living off savings, or response error.<sup>3</sup>Beginning with 1989 this item uses current income in its calculation. See appendix A.

Table 4-21. Housing Costs by Selected Characteristics - Renter Occupied Units

[Numbers in thousands. For meaning of symbols, see text.]

| Characteristics   | Total        | Less than \$100 | \$100 to \$199 | \$200 to \$299 | \$300 to \$399 | \$400 to \$499 | \$500 to \$599 | \$600 to \$699 | \$700 to \$799 | \$800 to \$899 | \$1,000 to \$1,499 | \$1,500 or more | No cash rent | Mortgage payment not reported | Median excluding no cash rent |
|---|--------------|-----------------|----------------|----------------|----------------|----------------|----------------|----------------|----------------|----------------|--------------------|-----------------|--------------|-------------------------------|-------------------------------|
| <b>Total</b> .....  | <b>388.7</b> | <b>9.5</b>      | <b>19.4</b>    | <b>18.2</b>    | <b>40.0</b>    | <b>75.9</b>    | <b>76.4</b>    | <b>60.2</b>    | <b>35.2</b>    | <b>26.8</b>    | <b>8.2</b>         | <b>1.4</b>      | <b>17.7</b>  | ...                           | <b>530</b>                    |
| <b>Units in Structure</b>                                       |              |                 |                |                |                |                |                |                |                |                |                    |                 |              |                               |                               |
| 1, detached.....  | 88.9         | .2              | 2.1            | 3.9            | 10.0           | 10.9           | 10.9           | 11.6           | 8.8            | 14.8           | 5.3                | 1.0             | 9.4          | ...                           | 615                           |
| 1, attached.....  | 11.1         | .2              | -              | -              | 2.0            | 1.4            | 2.1            | 3.2            | .9             | .5             | -                  | -               | .7           | ...                           | 573                           |
| 2 to 4.....   | 62.8         | 2.2             | 3.8            | 4.6            | 8.2            | 12.5           | 12.3           | 10.0           | 4.5            | 1.9            | .8                 | -               | 2.1          | ...                           | 492                           |
| 5 to 9.....   | 76.3         | 2.7             | 4.3            | 4.1            | 6.7            | 19.8           | 15.9           | 10.2           | 5.3            | 4.4            | .4                 | -               | 2.4          | ...                           | 497                           |
| 10 to 19.....   | 84.8         | 3.0             | 4.0            | 2.9            | 7.4            | 17.8           | 19.3           | 15.9           | 8.4            | 4.2            | .2                 | -               | 1.7          | ...                           | 533                           |
| 20 to 49.....   | 37.8         | -               | .2             | .6             | 1.7            | 9.0            | 12.8           | 7.5            | 5.1            | .5             | -                  | -               | .3           | ...                           | 556                           |
| 50 or more.....   | 15.8         | 1.1             | 4.6            | 1.4            | 1.5            | 2.2            | 1.2            | .4             | 1.0            | .4             | 1.5                | .4              | -            | ...                           | 350                           |
| Mobile home or trailer.....                                     | 11.4         | -               | .4             | .7             | 2.5            | 2.3            | 1.9            | 1.4            | 1.2            | -              | -                  | -               | 1.1          | ...                           | 469                           |
| <b>Year Structure Built<sup>1</sup></b>                         |              |                 |                |                |                |                |                |                |                |                |                    |                 |              |                               |                               |
| 1990 to 1994.....   | 14.5         | .3              | .5             | -              | -              | 1.0            | 3.7            | 3.5            | 3.4            | 1.4            | .8                 | -               | -            | ...                           | 653                           |
| 1985 to 1989.....   | 67.0         | .3              | .5             | .3             | .4             | 9.8            | 15.4           | 20.3           | 10.6           | 5.5            | 2.1                | .5              | 1.3          | ...                           | 630                           |
| 1980 to 1984.....   | 39.1         | .2              | 1.5            | .6             | .7             | 6.0            | 8.4            | 8.9            | 6.0            | 3.9            | 2.2                | .2              | .6           | ...                           | 622                           |
| 1975 to 1979.....   | 28.3         | .3              | 1.4            | .6             | 3.4            | 3.4            | 4.4            | 5.2            | 2.5            | 5.7            | .9                 | -               | .4           | ...                           | 607                           |
| 1970 to 1974.....   | 68.0         | 2.1             | 2.7            | 2.8            | 7.0            | 18.9           | 17.2           | 6.5            | 3.0            | 3.5            | .2                 | -               | 3.8          | ...                           | 492                           |
| 1960 to 1969.....   | 90.0         | 2.4             | 5.7            | 5.0            | 12.4           | 23.2           | 18.9           | 7.1            | 5.2            | 4.2            | .7                 | -               | 7.2          | ...                           | 468                           |
| 1950 to 1959.....   | 34.9         | 2.5             | 3.2            | 4.3            | 4.8            | 5.7            | 5.1            | 4.9            | 2.7            | .6             | .5                 | -               | .5           | ...                           | 443                           |
| 1940 to 1949.....   | 22.3         | .5              | 2.3            | 1.7            | 6.4            | 3.6            | 3.0            | 1.4            | .4             | .8             | .3                 | .2              | 1.5          | ...                           | 391                           |
| 1930 to 1939.....   | 13.3         | .8              | .6             | 1.1            | 2.1            | 2.9            | 1.6            | 2.3            | .7             | .7             | -                  | -               | .4           | ...                           | 463                           |
| 1920 to 1929.....   | 5.5          | -               | .3             | 1.1            | 1.6            | .6             | .2             | -              | .3             | .4             | .3                 | .3              | .3           | ...                           | ...                           |
| 1919 or earlier.....  | 5.8          | -               | .7             | .7             | 1.1            | .8             | .4             | -              | -              | -              | -                  | -               | 1.7          | ...                           | ...                           |
| Median.....   | 1972         | 1964            | 1965           | 1960           | 1963           | 1970           | 1973           | 1981           | 1982           | 1978           | 1982               | ...             | 1966         | ...                           | ...                           |
| <b>Rooms</b>  |              |                 |                |                |                |                |                |                |                |                |                    |                 |              |                               |                               |
| 1 room.....   | 3.3          | .2              | .4             | 1.6            | .7             | .3             | -              | -              | -              | -              | -                  | -               | -            | ...                           | ...                           |
| 2 rooms.....  | 4.7          | -               | 1.3            | .6             | 1.4            | .8             | .2             | .3             | -              | -              | -                  | -               | -            | ...                           | ...                           |
| 3 rooms.....  | 60.4         | 2.4             | 5.7            | 3.1            | 10.3           | 20.5           | 11.7           | 4.2            | 1.2            | -              | .5                 | -               | .7           | ...                           | 440                           |
| 4 rooms.....  | 122.2        | 4.3             | 5.4            | 7.0            | 15.8           | 30.5           | 24.7           | 18.1           | 8.0            | 2.4            | 1.0                | .4              | 4.7          | ...                           | 486                           |
| 5 rooms.....  | 114.7        | 1.6             | 4.2            | 2.8            | 6.3            | 19.2           | 28.1           | 24.9           | 15.3           | 6.8            | 1.4                | -               | 4.0          | ...                           | 575                           |
| 6 rooms.....  | 54.6         | .6              | 1.9            | 2.4            | 3.4            | 3.2            | 10.5           | 9.4            | 6.1            | 9.4            | 2.0                | .2              | 5.5          | ...                           | 627                           |
| 7 rooms.....  | 17.5         | .2              | .2             | .6             | 1.3            | 1.0            | .9             | 1.6            | 3.6            | 5.1            | 1.5                | -               | 1.5          | ...                           | 759                           |
| 8 rooms.....  | 5.5          | -               | -              | -              | -              | .3             | -              | .5             | 1.1            | 1.9            | .8                 | .5              | .3           | ...                           | ...                           |
| 9 rooms.....  | 4.2          | -               | .2             | -              | .6             | -              | -              | 1.1            | -              | .7             | .8                 | .3              | .4           | ...                           | ...                           |
| 10 rooms or more.....   | 1.8          | -               | -              | -              | .2             | -              | .2             | -              | -              | .5             | .2                 | -               | .6           | ...                           | ...                           |
| Median.....   | 4.5          | 4.0             | 3.9            | 4.0            | 4.0            | 4.0            | 4.6            | 4.8            | 5.1            | 5.9            | 6.1                | ...             | 5.4          | ...                           | ...                           |
| <b>Bedrooms</b>   |              |                 |                |                |                |                |                |                |                |                |                    |                 |              |                               |                               |
| None.....   | 6.8          | .2              | 1.7            | 2.0            | 1.7            | .3             | .2             | .3             | -              | -              | -                  | -               | .3           | ...                           | ...                           |
| 1.....  | 92.7         | 2.7             | 6.5            | 4.9            | 13.9           | 30.0           | 19.6           | 9.4            | 3.9            | .3             | .5                 | -               | 1.2          | ...                           | 459                           |
| 2.....  | 188.4        | 4.4             | 7.1            | 6.3            | 18.5           | 36.9           | 44.6           | 35.2           | 18.5           | 6.9            | 2.5                | .6              | 6.9          | ...                           | 539                           |
| 3.....  | 82.0         | 1.8             | 3.3            | 3.9            | 3.7            | 7.1            | 11.2           | 14.4           | 11.7           | 15.5           | 2.4                | -               | 7.1          | ...                           | 645                           |
| 4 or more.....  | 18.7         | .4              | .8             | 1.1            | 2.1            | 1.7            | .9             | .9             | 1.1            | 4.1            | 2.6                | .8              | 2.2          | ...                           | 745                           |
| Median.....   | 2.0          | 1.9             | 1.7            | 1.8            | 1.7            | 1.7            | 1.9            | 2.1            | 2.2            | 2.9            | 2.9                | ...             | 2.6          | ...                           | ...                           |
| <b>Complete Bathrooms</b>                                       |              |                 |                |                |                |                |                |                |                |                |                    |                 |              |                               |                               |
| None.....   | 4.0          | .4              | .7             | 1.1            | .9             | -              | .4             | .5             | -              | -              | -                  | -               | -            | ...                           | ...                           |
| 1.....  | 218.6        | 7.8             | 17.3           | 13.6           | 34.5           | 62.2           | 41.7           | 20.7           | 8.8            | 1.9            | .8                 | -               | 9.2          | ...                           | 451                           |
| 1 and one-half.....   | 44.7         | .8              | 1.0            | 1.7            | 3.2            | 7.1            | 13.4           | 6.5            | 5.7            | 2.3            | .3                 | -               | 2.7          | ...                           | 554                           |
| 2 or more.....  | 121.5        | .4              | .4             | 1.8            | 1.4            | 6.6            | 20.9           | 32.4           | 20.8           | 22.6           | 7.0                | 1.4             | 5.8          | ...                           | 681                           |
| <b>Main Heating Equipment</b>                                   |              |                 |                |                |                |                |                |                |                |                |                    |                 |              |                               |                               |
| Warm-air furnace.....   | 291.4        | 5.3             | 11.2           | 8.0            | 23.5           | 56.1           | 62.6           | 50.9           | 29.8           | 24.2           | 6.4                | 1.2             | 12.1         | ...                           | 557                           |
| Steam or hot water system.....                                  | 2.8          | .3              | .4             | -              | .2             | .9             | .2             | .3             | -              | -              | -                  | -               | .4           | ...                           | ...                           |
| Electric heat pump.....   | 30.7         | -               | 1.4            | -              | 1.6            | 7.0            | 7.3            | 5.3            | 4.6            | 1.8            | 1.8                | .2              | .7           | ...                           | 582                           |
| Built-in electric units.....                                    | 15.7         | 1.3             | 4.4            | 1.8            | 3.7            | 4.5            | .8             | 1.2            | .5             | .5             | -                  | -               | .2           | ...                           | 395                           |
| Floor, wall, or other built-in hot air units without ducts..... | 22.6         | 2.0             | 3.0            | 4.8            | 4.7            | 3.0            | 2.5            | 1.0            | .3             | -              | -                  | -               | 1.3          | ...                           | 318                           |
| Room heaters with flue.....                                     | 11.0         | .4              | .7             | .4             | 3.5            | 2.8            | 1.0            | .9             | -              | -              | -                  | -               | 1.2          | ...                           | 393                           |
| Room heaters without flue.....                                  | 10.4         | .2              | 4.4            | 2.6            | 2.8            | 1.4            | 1.2            | -              | -              | .2             | -                  | -               | 1.6          | ...                           | 342                           |
| Portable electric heaters.....                                  | 1.2          | -               | .7             | .2             | -              | -              | .3             | -              | -              | -              | -                  | -               | -            | ...                           | ...                           |
| Stoves.....   | 1.1          | -               | .3             | .5             | -              | -              | -              | .3             | -              | -              | -                  | -               | -            | ...                           | ...                           |
| Fireplaces with inserts.....                                    | .2           | -               | -              | -              | -              | -              | -              | .2             | -              | -              | -                  | -               | -            | ...                           | ...                           |
| Fireplaces without inserts.....                                 | .4           | -               | .2             | -              | -              | .2             | -              | -              | -              | -              | -                  | -               | -            | ...                           | ...                           |
| Other.....  | .5           | -               | .3             | -              | -              | -              | -              | -              | -              | -              | -                  | -               | .2           | ...                           | ...                           |
| None.....   | .7           | -               | .3             | -              | -              | -              | .4             | -              | -              | -              | -                  | -               | -            | ...                           | ...                           |
| <b>Source of Water</b>  |              |                 |                |                |                |                |                |                |                |                |                    |                 |              |                               |                               |
| Public system or private company.....                           | 376.6        | 9.3             | 18.9           | 17.3           | 37.6           | 74.5           | 73.7           | 58.6           | 34.9           | 26.3           | 7.9                | 1.2             | 16.3         | ...                           | 531                           |
| Well serving 1 to 5 units.....                                  | 11.9         | .2              | .2             | .9             | 2.4            | 1.4            | 2.6            | 1.5            | .3             | .5             | .3                 | .2              | 1.4          | ...                           | 506                           |
| Drilled.....  | 7.0          | -               | .7             | 1.4            | .7             | 1.5            | .9             | .3             | .3             | -              | -                  | -               | 1.0          | ...                           | 514                           |
| Dug.....  | 4.1          | .2              | .2             | .2             | 1.0            | .7             | .5             | .6             | -              | .2             | .3                 | -               | .2           | ...                           | ...                           |
| Not reported.....   | .9           | -               | -              | -              | -              | -              | .7             | -              | -              | -              | -                  | -               | .2           | ...                           | ...                           |
| Other.....  | .2           | -               | .2             | -              | -              | -              | -              | -              | -              | -              | -                  | -               | -            | ...                           | ...                           |
| <b>Means of Sewage Disposal</b>                                 |              |                 |                |                |                |                |                |                |                |                |                    |                 |              |                               |                               |
| Public sewer.....   | 353.7        | 9.1             | 18.3           | 16.2           | 33.9           | 70.9           | 72.2           | 56.4           | 32.7           | 23.3           | 7.5                | 1.2             | 12.1         | ...                           | 531                           |
| Septic tank, cesspool, chemical toilet.....                     | 34.4         | .2              | .7             | 2.0            | 6.0            | 5.0            | 4.2            | 3.7            | 2.5            | 3.5            | .7                 | .2              | 5.6          | ...                           | 510                           |
| Other.....  | .6           | .2              | .4             | -              | -              | -              | -              | -              | -              | -              | -                  | -               | -            | ...                           | ...                           |
| <b>Main House Heating Fuel</b>                                  |              |                 |                |                |                |                |                |                |                |                |                    |                 |              |                               |                               |
| Housing units with heating fuel.....                            | 388.0        | 9.5             | 19.1           | 18.2           | 40.0           | 75.9           | 76.0           | 60.2           | 35.2           | 26.8           | 6.2                | 1.4             | 17.7         | ...                           | 530                           |
| Electricity.....  | 125.1        | 2.5             | 7.5            | 2.8            | 11.2           | 32.7           | 27.2           | 17.4           | 13.4           | 5.4            | 2.1                | .4              | 2.6          | ...                           | 517                           |
| Piped gas.....  | 246.0        | 6.8             | 10.1           | 14.0           | 26.9           | 40.6           | 45.6           | 40.1           | 21.8           | 21.2           | 5.4                | 1.0             | 12.4         | ...                           | 540                           |
| Bottled gas.....  | 9.6          | .2              | .2             | .4             | .8             | 1.1            | 2.4            | 2.1            | -              | -              | .4                 | -               | 2.0          | ...                           | 545                           |
| Fuel oil.....   | 3.2          | -               | .6             | .2             | .6             | .8             | .2             | -              | -              | .2             | .3                 | -               | .2           | ...                           | ...                           |
| Kerosene or other liquid fuel.....                              | 1.0          | -               | .2             | -              | .4             | -              | .4             | -              | -              | -              | -                  | -               | -            | ...                           | ...                           |
| Coal or coke.....   | -            | -               | -              | -              | -              | -              | -              | -              | -              | -              | -                  | -               | -            | ...                           | ...                           |
| Wood.....   | 2.6          | -               | .5             | .7             | -              | .2             | .2             | .5             | -              | -              | -                  | -               | .5           | ...                           | ...                           |
| Solar energy.....   | -            | -               | -              | -              | -              | -              | -              | -              | -              | -              | -                  | -               | -            | ...                           | ...                           |
| Other.....  | .5           | -               | -              | -              | -              | .5             | -              | -              | -              | -              | -                  | -               | -            | ...                           | ...                           |

Table 4-21. Housing Costs by Selected Characteristics - Renter Occupied Units—Con.

[Numbers in thousands. For meaning of symbols, see text.]

| Characteristics                                      | Total  | Less than \$100 | \$100 to \$199 | \$200 to \$299 | \$300 to \$399 | \$400 to \$499 | \$500 to \$599 | \$600 to \$699 | \$700 to \$799 | \$800 to \$999 | \$1,000 to \$1,499 | \$1,500 or more | No cash rent | Mortgage payment not reported | Median excluding no cash rent |
|--|--------|-----------------|----------------|----------------|----------------|----------------|----------------|----------------|----------------|----------------|--------------------|-----------------|--------------|-------------------------------|-------------------------------|
| <b>Cooking Fuel</b>                                  |        |                 |                |                |                |                |                |                |                |                |                    |                 |              |                               |                               |
| With cooking fuel                                    | 388.2  | 9.2             | 18.9           | 17.1           | 40.0           | 75.4           | 76.2           | 60.2           | 35.2           | 26.8           | 8.2                | 1.4             | 17.7         | ...                           | 531                           |
| Electricity  | 208.6  | 2.5             | 7.8            | 4.1            | 14.4           | 45.4           | 45.0           | 38.2           | 20.6           | 16.7           | 5.8                | .6              | 9.7          | ...                           | 556                           |
| Piped gas  | 171.7  | 6.5             | 11.3           | 12.1           | 24.8           | 29.8           | 29.9           | 22.7           | 14.6           | 10.1           | 2.0                | .8              | 7.0          | ...                           | 493                           |
| Bottled gas  | 6.0    | .2              | -              | .9             | .8             | .2             | 1.2            | 1.3            | -              | -              | .4                 | -               | .9           | ...                           | ...                           |
| Kerosene or other liquid fuel                        | -      | -               | -              | -              | -              | -              | -              | -              | -              | -              | -                  | -               | -            | ...                           | ...                           |
| Coal or coke   | -      | -               | -              | -              | -              | -              | -              | -              | -              | -              | -                  | -               | -            | ...                           | ...                           |
| Wood   | -      | -               | -              | -              | -              | -              | -              | -              | -              | -              | -                  | -               | -            | ...                           | ...                           |
| Other  | -      | -               | -              | -              | -              | -              | -              | -              | -              | -              | -                  | -               | -            | ...                           | ...                           |
| <b>Persons</b>                                       |        |                 |                |                |                |                |                |                |                |                |                    |                 |              |                               |                               |
| 1 person   | 131.3  | 1.8             | 8.9            | 6.3            | 19.2           | 34.3           | 25.3           | 14.5           | 9.8            | 5.0            | 1.5                | .6              | 4.1          | ...                           | 480                           |
| 2 persons  | 118.9  | 3.8             | 2.7            | 4.2            | 10.5           | 21.7           | 25.7           | 20.9           | 13.3           | 8.2            | 2.6                | .2              | 5.1          | ...                           | 554                           |
| 3 persons  | 63.1   | 2.0             | 2.8            | 4.5            | 4.5            | 9.0            | 12.9           | 12.7           | 4.9            | 5.3            | 1.1                | .3              | 3.1          | ...                           | 556                           |
| 4 persons  | 44.5   | .4              | 2.8            | 2.2            | 2.9            | 7.1            | 8.9            | 8.4            | 3.4            | 3.2            | 2.1                | -               | 3.0          | ...                           | 560                           |
| 5 persons  | 20.9   | .7              | 1.8            | .3             | 2.2            | 2.7            | 1.5            | 3.0            | 2.4            | 3.9            | .2                 | .3              | 1.9          | ...                           | 612                           |
| 6 persons  | 5.8    | .7              | -              | .2             | .5             | .7             | 1.3            | .7             | -              | .5             | -                  | -               | .4           | ...                           | ...                           |
| 7 persons or more                                    | 4.3    | -               | .4             | .5             | .2             | .4             | .8             | -              | .6             | .5             | .7                 | -               | -            | ...                           | ...                           |
| Median   | 2.0    | 2.3             | 1.8            | 2.2            | 1.8            | 1.7            | 2.0            | 2.2            | 2.1            | 2.5            | 2.5                | -               | 2.4          | ...                           | ...                           |
| <b>Household Composition by Age of Householder</b>   |        |                 |                |                |                |                |                |                |                |                |                    |                 |              |                               |                               |
| 2-or-more person households                          | 257.4  | 7.7             | 10.5           | 11.9           | 20.8           | 41.6           | 51.1           | 45.7           | 25.4           | 21.7           | 6.6                | .8              | 13.6         | ...                           | 558                           |
| Manned-couple families, no nonrelatives              | 118.6  | .4              | 1.6            | 4.1            | 7.6            | 18.0           | 25.5           | 20.1           | 12.2           | 15.5           | 4.5                | .8              | 6.3          | ...                           | 592                           |
| Under 25 years                                       | 11.3   | -               | -              | .5             | 1.5            | 2.4            | 4.9            | 1.3            | .3             | -              | -                  | -               | .4           | ...                           | 521                           |
| 25 to 29 years                                       | 21.9   | -               | -              | -              | .8             | 6.5            | 6.0            | 3.3            | 2.4            | 1.9            | .3                 | -               | .7           | ...                           | 555                           |
| 30 to 34 years                                       | 22.0   | .2              | .6             | .2             | 1.0            | 2.4            | 5.7            | 4.6            | 1.9            | 3.7            | .5                 | -               | 1.2          | ...                           | 605                           |
| 35 to 44 years                                       | 35.5   | .2              | -              | 1.7            | 2.6            | 3.9            | 5.3            | 7.3            | 4.7            | 6.2            | 2.6                | .3              | 1.8          | ...                           | 651                           |
| 45 to 64 years                                       | 19.5   | -               | .5             | .9             | 1.3            | 2.0            | 2.7            | 2.8            | 2.9            | 3.1            | 1.1                | .5              | 1.7          | ...                           | 657                           |
| 65 years and over                                    | 5.4    | -               | .4             | .9             | .6             | .8             | .9             | .8             | -              | .8             | -                  | -               | .5           | ...                           | ...                           |
| Other male householder                               | 42.3   | .3              | .5             | .3             | 3.2            | 8.6            | 7.8            | 10.3           | 4.9            | 3.4            | 1.3                | -               | 1.7          | ...                           | 594                           |
| Under 45 years                                       | 37.7   | .3              | .5             | .3             | 2.9            | 7.8            | 7.0            | 8.9            | 4.5            | 2.9            | 1.1                | -               | 1.4          | ...                           | 590                           |
| 45 to 64 years                                       | 2.3    | -               | -              | -              | -              | .5             | .5             | .6             | -              | .2             | .2                 | -               | .3           | ...                           | ...                           |
| 65 years and over                                    | 2.3    | -               | -              | -              | .3             | .2             | .3             | .8             | .3             | .3             | -                  | -               | -            | ...                           | ...                           |
| Other female householder                             | 98.6   | 6.9             | 8.4            | 7.4            | 10.0           | 15.1           | 17.8           | 15.3           | 8.3            | 2.9            | .9                 | -               | 5.5          | ...                           | 491                           |
| Under 45 years                                       | 80.3   | 6.6             | 7.2            | 4.9            | 7.4            | 12.3           | 15.1           | 13.3           | 5.9            | 2.7            | .5                 | -               | 4.4          | ...                           | 496                           |
| 45 to 64 years                                       | 13.5   | .3              | .7             | 1.6            | 1.9            | 1.7            | 2.1            | 1.8            | 2.0            | .2             | .4                 | -               | .9           | ...                           | 509                           |
| 65 years and over                                    | 4.7    | -               | .4             | 1.0            | .7             | 1.1            | .6             | .2             | .5             | -              | -                  | -               | .2           | ...                           | ...                           |
| 1-person households                                  | 131.3  | 1.8             | 8.9            | 6.3            | 19.2           | 34.3           | 25.3           | 14.5           | 9.8            | 5.0            | 1.5                | .6              | 4.1          | ...                           | 480                           |
| Male householder                                     | 62.1   | .5              | 4.4            | 2.7            | 12.7           | 16.6           | 11.5           | 5.6            | 4.6            | 2.1            | .3                 | -               | .9           | ...                           | 462                           |
| Under 45 years                                       | 46.4   | .2              | 1.2            | .8             | 10.1           | 13.8           | 10.0           | 4.0            | 3.3            | 2.1            | .3                 | -               | .3           | ...                           | 478                           |
| 45 to 64 years                                       | 10.9   | .3              | 1.5            | 1.3            | 1.6            | 2.4            | 1.2            | 1.3            | 1.2            | -              | -                  | -               | -            | ...                           | 433                           |
| 65 years and over                                    | 4.8    | -               | 1.7            | .7             | 1.0            | .4             | .2             | .2             | -              | -              | -                  | -               | .6           | ...                           | ...                           |
| Female householder                                   | 69.2   | 1.3             | 4.5            | 3.6            | 6.4            | 17.7           | 13.8           | 8.9            | 5.3            | 2.9            | 1.2                | .4              | 3.2          | ...                           | 497                           |
| Under 45 years                                       | 41.6   | -               | .2             | 1.1            | 4.0            | 12.4           | 9.6            | 7.0            | 3.7            | 1.9            | .4                 | -               | 1.3          | ...                           | 526                           |
| 45 to 64 years                                       | 11.1   | .2              | 1.6            | .8             | 1.1            | 1.8            | 2.8            | 1.4            | .7             | .2             | .3                 | -               | .4           | ...                           | 505                           |
| 65 years and over                                    | 16.5   | 1.1             | 2.7            | 2.0            | 1.3            | 3.5            | 1.3            | .4             | .8             | .8             | .5                 | .4              | 1.5          | ...                           | 411                           |
| <b>Own Never Married Children Under 18 Years Old</b> |        |                 |                |                |                |                |                |                |                |                |                    |                 |              |                               |                               |
| No own children under 18 years                       | 263.2  | 2.4             | 11.8           | 10.8           | 30.3           | 56.2           | 51.7           | 41.1           | 26.7           | 16.5           | 5.2                | 1.2             | 9.3          | ...                           | 530                           |
| With own children under 18 years                     | 125.5  | 7.1             | 7.6            | 7.4            | 9.7            | 19.7           | 24.6           | 19.1           | 8.5            | 10.2           | 3.0                | .3              | 8.4          | ...                           | 529                           |
| Under 6 years only                                   | 43.0   | 3.8             | 2.7            | 2.7            | 3.8            | 8.1            | 8.6            | 5.0            | 1.9            | 2.7            | .8                 | -               | 3.1          | ...                           | 487                           |
| 1  | 27.2   | 2.8             | 1.6            | 1.6            | 2.1            | 5.3            | 6.5            | 2.9            | 1.5            | 1.7            | .2                 | -               | 1.0          | ...                           | 495                           |
| 2  | 13.4   | .6              | .6             | 1.1            | 1.7            | 2.2            | 2.1            | 1.8            | .4             | 1.0            | .6                 | -               | 1.3          | ...                           | 493                           |
| 3 or more  | 2.4    | .5              | -              | -              | -              | .6             | -              | .3             | -              | -              | -                  | -               | .7           | ...                           | ...                           |
| 6 to 17 years only                                   | 60.6   | 1.9             | 2.7            | 3.7            | 4.6            | 9.8            | 11.6           | 10.0           | 5.9            | 5.4            | 1.8                | -               | 3.2          | ...                           | 552                           |
| 1  | 27.5   | 1.1             | .6             | 1.6            | 1.4            | 4.5            | 6.5            | 5.5            | 2.4            | 2.1            | 1.4                | -               | .5           | ...                           | 566                           |
| 2  | 22.9   | .6              | 1.0            | 1.4            | 1.6            | 3.8            | 3.8            | 4.1            | 2.5            | 1.8            | .5                 | -               | 1.8          | ...                           | 558                           |
| 3 or more  | 10.2   | .2              | 1.1            | .7             | 1.6            | 1.5            | 1.3            | .4             | 1.0            | 1.5            | -                  | -               | .9           | ...                           | 470                           |
| Both age groups                                      | 21.9   | 1.4             | 2.2            | 1.0            | 1.3            | 1.8            | 4.4            | 4.1            | .8             | 2.2            | .4                 | .3              | 2.1          | ...                           | 549                           |
| 2  | 9.0    | .7              | .2             | .4             | .2             | 1.4            | 3.0            | 1.6            | .3             | .3             | .4                 | -               | .6           | ...                           | 544                           |
| 3 or more  | 12.9   | .7              | 2.0            | .5             | 1.1            | .4             | 1.4            | 2.5            | .5             | 1.9            | -                  | .3              | 1.6          | ...                           | 560                           |
| <b>Income of Families and Primary Individuals</b>    |        |                 |                |                |                |                |                |                |                |                |                    |                 |              |                               |                               |
| Less than \$5,000                                    | 47.2   | 5.8             | 6.7            | 4.7            | 6.4            | 5.3            | 6.5            | 2.3            | 2.6            | 2.2            | .3                 | -               | 4.5          | ...                           | 365                           |
| \$5,000 to \$9,999                                   | 43.5   | 1.0             | 7.8            | 6.3            | 8.0            | 8.4            | 4.0            | 2.1            | 1.5            | .2             | .2                 | .4              | 3.7          | ...                           | 360                           |
| \$10,000 to \$14,999                                 | 43.8   | .5              | 2.5            | 3.1            | 9.8            | 11.1           | 8.5            | 3.4            | 1.6            | 1.6            | .8                 | -               | 1.0          | ...                           | 450                           |
| \$15,000 to \$19,999                                 | 37.7   | -               | .8             | 1.6            | 4.3            | 12.2           | 7.9            | 6.4            | 1.7            | 1.6            | -                  | -               | 1.0          | ...                           | 494                           |
| \$20,000 to \$24,999                                 | 42.0   | .5              | .4             | .2             | 3.9            | 12.1           | 10.1           | 8.1            | 4.0            | 1.6            | -                  | -               | 1.0          | ...                           | 533                           |
| \$25,000 to \$29,999                                 | 49.4   | 1.2             | .2             | 1.4            | 1.9            | 9.6            | 14.1           | 10.3           | 5.0            | 1.5            | 1.3                | -               | 2.9          | ...                           | 563                           |
| \$30,000 to \$34,999                                 | 29.2   | -               | -              | .5             | 1.7            | 5.8            | 8.0            | 6.2            | 4.4            | 1.1            | .6                 | -               | .9           | ...                           | 576                           |
| \$35,000 to \$39,999                                 | 27.6   | -               | .4             | .4             | 1.4            | 4.0            | 5.3            | 6.9            | 4.2            | 3.3            | .7                 | .3              | .8           | ...                           | 627                           |
| \$40,000 to \$49,999                                 | 31.3   | .3              | -              | -              | 2.2            | 3.4            | 7.5            | 7.0            | 4.0            | 5.1            | .8                 | -               | 1.0          | ...                           | 625                           |
| \$50,000 to \$59,999                                 | 16.9   | -               | -              | -              | -              | 2.0            | 1.2            | 3.7            | 3.7            | 5.3            | 1.0                | -               | .8           | ...                           | 743                           |
| \$60,000 to \$79,999                                 | 14.1   | -               | .5             | -              | -              | 1.2            | 2.5            | 3.1            | 1.4            | 2.7            | 1.3                | .8              | .8           | ...                           | 682                           |
| \$80,000 to \$99,999                                 | 3.9    | -               | -              | -              | -              | .9             | .5             | .3             | .6             | .4             | 1.3                | -               | -            | ...                           | ...                           |
| \$100,000 to \$119,999                               | .9     | -               | -              | -              | -              | -              | -              | .3             | .3             | .3             | -                  | -               | -            | ...                           | ...                           |
| \$120,000 or more                                    | 1.2    | -               | -              | -              | .4             | -              | .2             | .3             | .3             | -              | -                  | -               | -            | ...                           | ...                           |
| Median   | 22 630 | 5000-           | 6 927          | 6 490          | 12 872         | 20 418         | 25 413         | 28 778         | 31 411         | 40 843         | 43 822             | -               | 13 002       | ...                           | ...                           |
| <b>Rent Reductions</b>                               |        |                 |                |                |                |                |                |                |                |                |                    |                 |              |                               |                               |
| No subsidy or income reporting                       | 342.5  | 1.3             | 5.8            | 12.9           | 35.3           | 71.6           | 74.1           | 58.3           | 34.1           | 26.6           | 8.2                | 1.4             | 13.0         | ...                           | 551                           |
| Rent control   | -      | -               | -              | -              | -              | -              | -              | -              | -              | -              | -                  | -               | -            | ...                           | ...                           |
| No rent control                                      | 341.6  | 1.3             | 5.8            | 12.9           | 35.1           | 71.6           | 73.9           | 58.3           | 33.6           | 26.6           | 8.2                | 1.4             | 13.0         | ...                           | 551                           |
| Reduced by owner                                     | 13.3   | -               | .4             | .8             | 1.9            | .5             | 2.4            | .3             | .2             | .3             | -                  | -               | 6.4          | ...                           | 451                           |
| Not reduced by owner                                 | 324.6  | 1.3             | 4.9            | 12.1           | 33.1           | 70.1           | 70.4           | 57.6           | 32.8           | 26.3           | 8.0                | 1.4             | 6.6          | ...                           | 553                           |
| Owner reduction not reported                         | 3.7    | -               | .4             | -              | -              | 1.1            | 1.1            | .4             | .5             | .2             | -                  | -               | -            | ...                           | 534                           |
| Rent control not reported                            | .9     | -               | -              | -              | .2             | -              | .2             | -              | .5             | -              | -                  | -               | -            | ...                           | 712                           |
| Owned by public housing authority                    | 22.0   | 5.1             | 9.2            | 2.8            | 1.8            | 1.4            | -              | .3             | -              | -              | -                  | -               | 1.4          | ...                           | 156                           |
| Other, Federal subsidy                               | 10.7   | 1.6             | 2.9            | 2.1            | 1.1            | .9             | .2             | -              | .2             | -              | -                  | -               | 1.5          | ...                           | 202                           |
| Other, State or local subsidy                        | 4.5    | 1.4             | .6             | -              | .7             | -              | .2             | -              | -              | -              | -                  | -               | 1.5          | ...                           | 110                           |
| Other, income verification                           | 1.7    | -               | .6             | -              | .4             | .7             | -              | -              | -              | -              | -                  | -               | -            | ...                           | 357                           |
| Subsidy or income verification not reported          | 7.2    | -               | .2             | .3             | .7             | 1.4            | 1.9            | 1.5            | .9             | .2             | -                  | -               | .2           | ...                           | 553                           |

<sup>1</sup>For mobile home, oldest category is 1939 or earlier.

Table 5-1. Introductory Characteristics - Occupied Units with Black Householder

[Numbers in thousands. For meaning of symbols, see text.]

| Characteristics                                | Total occupied units | Tenure       |              | Housing unit characteristics |              |                   |             | Household characteristics |                    |                     | Selected subareas <sup>1</sup> |             |             |
|--|----------------------|--------------|--------------|------------------------------|--------------|-------------------|-------------|---------------------------|--------------------|---------------------|--------------------------------|-------------|-------------|
|  |                      | Owner        | Renter       | New construction 4 yrs       | Mobile homes | Physical problems |             | Elderly (65+)             | Moved in past year | Below poverty level | Area one                       | Area two    | Area three  |
|  |                      |              |              |                              |              | Severe            | Moderate    |                           |                    |                     |                                |             |             |
| <b>Total</b> .....                             | <b>256.3</b>         | <b>108.6</b> | <b>147.7</b> | <b>18.4</b>                  | <b>-</b>     | <b>5.7</b>        | <b>18.9</b> | <b>28.4</b>               | <b>73.8</b>        | <b>61.5</b>         | <b>96.2</b>                    | <b>70.2</b> | <b>17.5</b> |
| <b>Tenure</b>                                  |                      |              |              |                              |              |                   |             |                           |                    |                     |                                |             |             |
| Owner occupied.....                            | 108.6                | 108.6        | ...          | 12.2                         | -            | .7                | 6.8         | 18.8                      | 10.6               | 12.3                | 36.2                           | 38.1        | 3.6         |
| Percent of all occupied.....                   | 42.4                 | 100.0        | ...          | 66.3                         | ...          | 12.0              | 36.2        | 66.3                      | 14.4               | 20.1                | 37.7                           | 54.3        | 20.7        |
| Renter occupied.....                           | 147.7                | ...          | 147.7        | 6.2                          | -            | 5.0               | 12.1        | 9.6                       | 63.1               | 49.2                | 59.9                           | 32.1        | 13.9        |
| <b>Race and Origin</b>                         |                      |              |              |                              |              |                   |             |                           |                    |                     |                                |             |             |
| White.....                                     | ...                  | ...          | ...          | ...                          | ...          | ...               | ...         | ...                       | ...                | ...                 | ...                            | ...         | ...         |
| Non-Hispanic.....                              | ...                  | ...          | ...          | ...                          | ...          | ...               | ...         | ...                       | ...                | ...                 | ...                            | ...         | ...         |
| Hispanic.....                                  | ...                  | ...          | ...          | ...                          | ...          | ...               | ...         | ...                       | ...                | ...                 | ...                            | ...         | ...         |
| Black.....                                     | 256.3                | 108.6        | 147.7        | 18.4                         | -            | 5.7               | 18.9        | 28.4                      | 73.8               | 61.5                | 96.2                           | 70.2        | 17.5        |
| Other.....                                     | ...                  | ...          | ...          | ...                          | ...          | ...               | ...         | ...                       | ...                | ...                 | ...                            | ...         | ...         |
| Total Hispanic.....                            | .9                   | -            | .9           | -                            | -            | -                 | -           | -                         | -                  | -                   | .2                             | -           | .5          |
| <b>Units in Structure</b>                      |                      |              |              |                              |              |                   |             |                           |                    |                     |                                |             |             |
| 1, detached.....                               | 125.4                | 101.1        | 24.3         | 12.1                         | ...          | 1.9               | 11.0        | 20.9                      | 16.6               | 17.5                | 43.2                           | 41.3        | 3.5         |
| 1, attached.....                               | 7.0                  | 2.0          | 5.0          | .5                           | ...          | -                 | .4          | -                         | 2.8                | .9                  | 2.2                            | 1.1         | 1.0         |
| 2 to 4.....                                    | 29.6                 | 2.8          | 26.8         | .8                           | ...          | .2                | 2.4         | 3.7                       | 11.6               | 12.1                | 11.9                           | 6.7         | 1.9         |
| 5 to 9.....                                    | 39.9                 | .7           | 39.3         | .5                           | ...          | 2.4               | 3.1         | 1.5                       | 17.4               | 14.9                | 17.1                           | 10.0        | 3.8         |
| 10 to 19.....                                  | 37.8                 | .5           | 37.4         | 3.0                          | ...          | 1.1               | 1.3         | .6                        | 18.6               | 12.9                | 16.9                           | 6.8         | 4.9         |
| 20 to 49.....                                  | 11.6                 | 1.3          | 10.2         | .9                           | ...          | -                 | .4          | .2                        | 4.5                | 1.1                 | .8                             | 3.5         | 2.4         |
| 50 or more.....                                | 5.0                  | .3           | .4           | .5                           | ...          | -                 | .2          | 1.6                       | 2.2                | 2.1                 | 4.2                            | .8          | -           |
| Mobile home or trailer.....                    | -                    | -            | -            | -                            | ...          | -                 | -           | -                         | -                  | -                   | -                              | -           | -           |
| <b>Cooperative and Condominiums</b>            |                      |              |              |                              |              |                   |             |                           |                    |                     |                                |             |             |
| Cooperatives.....                              | .2                   | .2           | -            | -                            | -            | -                 | -           | -                         | .2                 | -                   | .2                             | -           | -           |
| Condominiums.....                              | 4.9                  | 2.5          | 2.3          | .3                           | -            | -                 | .4          | -                         | 1.7                | .2                  | .9                             | 1.5         | -           |
| <b>Year Structure Built<sup>2</sup></b>        |                      |              |              |                              |              |                   |             |                           |                    |                     |                                |             |             |
| 1990 to 1994.....                              | 8.2                  | 5.1          | 3.1          | 8.2                          | -            | -                 | -           | -                         | 6.8                | .8                  | 1.0                            | 3.0         | .8          |
| 1985 to 1989.....                              | 26.0                 | 14.6         | 11.4         | 10.2                         | -            | .2                | -           | 1.7                       | 6.6                | 2.7                 | 1.4                            | 11.7        | 2.8         |
| 1980 to 1984.....                              | 17.6                 | 8.6          | 9.0          | ...                          | -            | .2                | .2          | 1.2                       | 4.2                | 2.1                 | 3.2                            | 6.5         | 1.8         |
| 1975 to 1979.....                              | 13.5                 | 5.4          | 8.1          | ...                          | -            | -                 | -           | .7                        | 3.6                | 1.8                 | .4                             | 5.9         | 1.1         |
| 1970 to 1974.....                              | 48.1                 | 11.5         | 36.6         | ...                          | -            | .4                | 3.2         | 1.4                       | 17.0               | 11.4                | 11.2                           | 12.3        | 6.2         |
| 1960 to 1969.....                              | 77.9                 | 35.0         | 42.9         | ...                          | -            | 1.7               | 6.5         | 9.3                       | 18.6               | 21.6                | 33.9                           | 21.9        | 4.2         |
| 1950 to 1959.....                              | 32.7                 | 15.7         | 17.0         | ...                          | -            | .8                | 2.4         | 5.9                       | 7.9                | 10.8                | 20.9                           | 6.6         | .3          |
| 1940 to 1949.....                              | 16.0                 | 5.6          | 10.5         | ...                          | -            | .4                | 3.7         | 3.9                       | 4.0                | 5.6                 | 12.2                           | 1.8         | -           |
| 1930 to 1939.....                              | 10.4                 | 5.2          | 5.2          | ...                          | -            | .4                | 2.1         | 1.8                       | 1.7                | 2.8                 | 8.7                            | .6          | -           |
| 1920 to 1929.....                              | 2.9                  | .8           | 2.1          | ...                          | -            | .9                | .5          | 1.0                       | 1.0                | .8                  | 1.9                            | -           | .3          |
| 1919 or earlier.....                           | 2.8                  | 1.1          | 1.8          | ...                          | -            | .5                | .2          | 1.4                       | .2                 | 1.1                 | 1.4                            | -           | -           |
| Median.....                                    | 1968                 | 1967         | 1969         | ...                          | ...          | ...               | 1961        | 1960                      | 1971               | 1964                | 1961                           | 1972        | 1973        |
| <b>Statistical Areas</b>                       |                      |              |              |                              |              |                   |             |                           |                    |                     |                                |             |             |
| Current units, in 1970 boundaries of SMSA..... | 234.6                | 100.4        | 134.2        | 17.2                         | -            | 4.7               | 15.4        | 24.0                      | 70.2               | 54.5                | 96.2                           | 70.2        | 17.5        |
| 1970 central city(s).....                      | 96.2                 | 36.2         | 59.9         | 1.9                          | -            | 4.3               | 9.0         | 17.8                      | 25.0               | 34.7                | 96.2                           | -           | -           |
| 1970 balance of SMSA.....                      | 138.4                | 64.1         | 74.3         | 15.4                         | -            | .4                | 6.4         | 6.2                       | 45.2               | 19.8                | -                              | 70.2        | 17.5        |
| Current units, in 1983 boundaries of MSA.....  | 256.3                | 108.6        | 147.7        | 18.4                         | -            | 5.7               | 18.9        | 28.4                      | 73.8               | 61.5                | 96.2                           | 70.2        | 17.5        |
| 1983 central city(s).....                      | 96.2                 | 36.2         | 59.9         | 1.9                          | -            | 4.3               | 9.0         | 17.8                      | 25.0               | 34.7                | 96.2                           | -           | -           |
| 1983 balance of MSA.....                       | 160.1                | 72.4         | 87.7         | 16.5                         | -            | 1.4               | 9.9         | 10.6                      | 48.8               | 26.8                | -                              | 70.2        | 17.5        |

<sup>1</sup>See back cover for details.<sup>2</sup>For mobile home, oldest category is 1939 or earlier.

Table 5-2. Height and Condition of Building - Occupied Units with Black Householder

(Numbers in thousands. For meaning of symbols, see text.)

| Characteristics  | Total occupied units | Tenure       |              | Housing unit characteristics |              |                   |             | Household characteristics |                    |                     | Selected subareas <sup>1</sup> |             |             |
|--|----------------------|--------------|--------------|------------------------------|--------------|-------------------|-------------|---------------------------|--------------------|---------------------|--------------------------------|-------------|-------------|
|  |                      | Owner        | Renter       | New construction 4 yrs       | Mobile homes | Physical problems |             | Elderly (65+)             | Moved in past year | Below poverty level | Area one                       | Area two    | Area three  |
|  |                      |              |              |                              |              | Severe            | Moderate    |                           |                    |                     |                                |             |             |
| <b>Total</b> .....                                       | <b>256.3</b>         | <b>108.6</b> | <b>147.7</b> | <b>18.4</b>                  | -            | <b>5.7</b>        | <b>18.9</b> | <b>28.4</b>               | <b>73.8</b>        | <b>61.5</b>         | <b>96.2</b>                    | <b>70.2</b> | <b>17.5</b> |
| <b>Stories in Structure</b>                              |                      |              |              |                              |              |                   |             |                           |                    |                     |                                |             |             |
| 1.....   | 94.8                 | 60.8         | 34.0         | 4.7                          | -            | .9                | 12.0        | 17.8                      | 14.4               | 21.5                | 38.7                           | 23.8        | 3.6         |
| 2.....   | 124.7                | 42.4         | 82.3         | 8.0                          | -            | 4.7               | 6.6         | 5.2                       | 43.8               | 30.5                | 46.2                           | 34.2        | 11.3        |
| 3.....   | 32.5                 | 9.4          | 23.1         | 5.3                          | -            | .2                | 1.6         | 1.1                       | 11.8               | 4.8                 | 4.4                            | 15.5        | 3.5         |
| 4 to 6.....  | 1.6                  | -            | 1.6          | .3                           | -            | -                 | -           | -                         | .8                 | .7                  | 1.0                            | -           | -           |
| 7 or more.....   | 3.0                  | .3           | 2.7          | .6                           | -            | -                 | .3          | 1.9                       | .6                 | 1.3                 | 3.0                            | -           | -           |
| <b>Stories Between Main and Apartment Entrances</b>      |                      |              |              |                              |              |                   |             |                           |                    |                     |                                |             |             |
| Multiunits, 2 or more floors.....                        | 108.8                | 4.2          | 104.6        | 4.6                          | ...          | 3.8               | 5.8         | 4.5                       | 49.9               | 36.8                | 44.6                           | 25.7        | 11.8        |
| None (on same floor).....                                | 62.1                 | 1.7          | 60.4         | 1.7                          | ...          | 3.1               | 3.0         | 2.1                       | 28.0               | 26.1                | 31.4                           | 13.9        | 4.3         |
| 1 (up or down).....                                      | 31.4                 | 1.8          | 29.7         | 1.8                          | ...          | .4                | 1.9         | .9                        | 16.1               | 7.1                 | 7.2                            | 5.9         | 6.0         |
| 2 or more (up or down).....                              | 12.6                 | .8           | 11.9         | 1.3                          | ...          | .3                | .6          | 1.0                       | 4.9                | 3.2                 | 5.4                            | 4.4         | 1.2         |
| Not reported.....  | 2.6                  | -            | 2.6          | -                            | ...          | -                 | .2          | .5                        | .9                 | .4                  | .6                             | 1.6         | .2          |
| <b>Common Stairways</b>                                  |                      |              |              |                              |              |                   |             |                           |                    |                     |                                |             |             |
| Multiunits, 2 or more floors.....                        | 108.8                | 4.2          | 104.6        | 4.6                          | ...          | 3.8               | 5.8         | 4.5                       | 49.9               | 36.8                | 44.6                           | 25.7        | 11.8        |
| No common stairways.....                                 | 30.8                 | 1.8          | 29.0         | .5                           | ...          | 2.2               | 2.2         | 1.5                       | 12.7               | 12.8                | 13.9                           | 5.9         | 2.2         |
| With common stairways.....                               | 78.8                 | 2.4          | 74.4         | 4.1                          | ...          | 1.6               | 3.6         | 3.0                       | 37.0               | 23.8                | 30.7                           | 18.8        | 9.3         |
| No loose steps.....                                      | 71.8                 | 2.2          | 69.6         | 4.1                          | ...          | 1.5               | 2.6         | 2.3                       | 35.1               | 21.9                | 29.0                           | 18.0        | 8.3         |
| Railings not loose.....                                  | 64.3                 | 1.9          | 62.3         | 4.1                          | ...          | 1.0               | 1.9         | 1.8                       | 31.5               | 19.3                | 25.3                           | 16.3        | 7.6         |
| Railings loose.....                                      | 2.9                  | -            | 2.9          | -                            | ...          | -                 | .4          | .4                        | 1.4                | .5                  | .7                             | 1.0         | .3          |
| No railings.....   | 4.0                  | .2           | 3.8          | -                            | ...          | .6                | .2          | -                         | 1.7                | 1.9                 | 2.9                            | .5          | .2          |
| Status of railings not reported.....                     | .6                   | -            | .6           | -                            | ...          | -                 | -           | -                         | .4                 | .2                  | -                              | .2          | -           |
| Loose steps.....   | 4.3                  | -            | 4.3          | -                            | ...          | -                 | .8          | .5                        | 1.9                | 1.4                 | 1.5                            | .8          | .8          |
| Railings not loose.....                                  | 2.8                  | -            | 2.8          | -                            | ...          | -                 | .8          | .5                        | 1.0                | .6                  | 1.1                            | .5          | .4          |
| Railings loose.....                                      | 1.1                  | -            | 1.1          | -                            | ...          | -                 | .8          | -                         | .5                 | .5                  | .2                             | .3          | .4          |
| No railings.....   | .4                   | -            | .4           | -                            | ...          | -                 | -           | -                         | .4                 | .2                  | .2                             | -           | -           |
| Status of railings not reported.....                     | .6                   | .2           | .4           | -                            | ...          | -                 | .2          | .2                        | .7                 | .4                  | .2                             | -           | .2          |
| Status of steps not reported.....                        | 1.3                  | -            | 1.3          | -                            | ...          | -                 | -           | -                         | .2                 | .2                  | -                              | 1.0         | .3          |
| <b>Light Fixtures in Public Halls</b>                    |                      |              |              |                              |              |                   |             |                           |                    |                     |                                |             |             |
| 2 or more units in structure.....                        | 124.0                | 5.5          | 118.4        | 5.8                          | ...          | 3.8               | 7.5         | 7.5                       | 54.4               | 43.1                | 50.9                           | 27.7        | 13.0        |
| No public halls.....                                     | 61.4                 | 3.6          | 57.8         | 2.0                          | ...          | 1.5               | 4.3         | 4.6                       | 23.5               | 26.4                | 28.6                           | 11.2        | 4.8         |
| No light fixtures in public halls.....                   | .3                   | -            | .3           | -                            | ...          | -                 | -           | -                         | .3                 | -                   | .3                             | -           | -           |
| All in working order.....                                | 34.5                 | 1.7          | 32.8         | 3.3                          | ...          | .2                | 1.6         | 2.0                       | 18.4               | 7.3                 | 9.7                            | 11.5        | 3.4         |
| Some in working order.....                               | 2.5                  | -            | 2.5          | -                            | ...          | .3                | .2          | -                         | 1.4                | .2                  | .7                             | .7          | .6          |
| None in working order.....                               | -                    | -            | -            | -                            | ...          | -                 | -           | -                         | -                  | -                   | -                              | -           | -           |
| Unable to determine if working.....                      | 22.8                 | .2           | 22.6         | .5                           | ...          | 1.8               | 1.2         | .7                        | 10.0               | 8.3                 | 10.8                           | 3.5         | 3.3         |
| Not reported.....  | 2.5                  | -            | 2.5          | -                            | ...          | -                 | .2          | .1                        | .8                 | 1.0                 | .8                             | .9          | .9          |
| <b>Elevator on Floor</b>                                 |                      |              |              |                              |              |                   |             |                           |                    |                     |                                |             |             |
| Multiunits, 2 or more floors.....                        | 108.8                | 4.2          | 104.6        | 4.6                          | ...          | 3.8               | 5.8         | 4.5                       | 49.9               | 36.8                | 44.6                           | 25.7        | 11.8        |
| With 1 or more elevators working.....                    | 2.9                  | .3           | 2.6          | .5                           | ...          | -                 | .2          | 1.6                       | .9                 | 1.5                 | 2.9                            | -           | -           |
| With elevator, none in working condition.....            | -                    | -            | -            | -                            | ...          | -                 | -           | -                         | -                  | -                   | -                              | -           | -           |
| No elevator.....   | 104.6                | 3.9          | 100.7        | 4.0                          | ...          | 3.6               | 5.5         | 2.9                       | 48.8               | 35.3                | 41.5                           | 24.9        | 11.5        |
| Units 3 or more floors from main entrance.....           | 1.7                  | .2           | 1.5          | .5                           | ...          | -                 | -           | -                         | .7                 | .2                  | -                              | .6          | .5          |
| <b>Foundation</b>  |                      |              |              |                              |              |                   |             |                           |                    |                     |                                |             |             |
| 1 unit bldg. excl. mobile homes.....                     | 132.4                | 103.1        | 29.3         | 12.6                         | ...          | 1.9               | 11.4        | 20.9                      | 19.4               | 18.4                | 45.3                           | 42.5        | 4.5         |
| With basement under all of building.....                 | 24.3                 | 19.9         | 4.3          | 4.2                          | ...          | .3                | .6          | 3.5                       | 2.9                | 1.5                 | 9.1                            | 8.0         | .9          |
| With basement under part of building.....                | 24.0                 | 19.2         | 4.8          | 1.3                          | ...          | .6                | 1.7         | 5.6                       | 2.8                | 4.0                 | 12.8                           | 6.1         | .3          |
| With crawl space.....                                    | 56.6                 | 44.8         | 11.8         | 2.4                          | ...          | 1.0               | 7.2         | 8.8                       | 7.1                | 9.2                 | 19.0                           | 17.9        | 1.0         |
| On concrete slab.....                                    | 27.3                 | 19.2         | 8.1          | 4.7                          | ...          | -                 | 1.9         | 2.9                       | 6.6                | 3.7                 | 4.4                            | 10.2        | 2.4         |
| Other.....   | .2                   | -            | .2           | -                            | ...          | -                 | -           | -                         | -                  | -                   | -                              | .2          | -           |
| <b>External Building Conditions<sup>2</sup></b>          |                      |              |              |                              |              |                   |             |                           |                    |                     |                                |             |             |
| Sagging roof.....  | 4.8                  | .8           | 4.0          | -                            | ...          | 2.2               | .7          | -                         | 1.8                | 1.5                 | 1.9                            | .4          | .5          |
| Missing roofing material.....                            | 1.1                  | .4           | .7           | -                            | ...          | .5                | .7          | .6                        | -                  | -                   | .6                             | -           | -           |
| Hole in roof.....  | .3                   | .3           | -            | .3                           | ...          | -                 | -           | -                         | .3                 | -                   | -                              | .3          | -           |
| Could not see roof.....                                  | 18.6                 | 4.5          | 14.1         | 1.0                          | ...          | 1.3               | 3.0         | 2.8                       | 5.0                | 9.1                 | 16.3                           | .2          | .6          |
| Missing bricks, siding, other outside wall material..... | 3.9                  | 1.5          | 2.4          | -                            | ...          | .3                | 1.2         | .4                        | 1.3                | 1.1                 | 1.8                            | -           | 1.0         |
| Stopping outside walls.....                              | 3.4                  | .4           | 3.1          | -                            | ...          | 1.9               | .7          | .4                        | 1.5                | 2.2                 | 2.2                            | -           | .8          |
| Boarded up windows.....                                  | 1.3                  | -            | 1.3          | .1                           | ...          | .3                | .3          | -                         | .3                 | 1.0                 | 1.3                            | -           | -           |
| Broken windows.....                                      | 2.8                  | .7           | 2.1          | -                            | ...          | .7                | .7          | .7                        | 1.1                | 1.8                 | 2.2                            | .3          | -           |
| Bars on windows.....                                     | 10.8                 | 5.3          | 5.5          | .3                           | ...          | 1.5               | 1.8         | 1.0                       | 4.8                | 2.6                 | 4.7                            | 5.4         | -           |
| Foundation crumbling or has open crack or hole.....      | 5.4                  | 1.1          | 4.3          | -                            | ...          | 1.2               | 1.0         | 1.0                       | 1.5                | 2.7                 | 2.2                            | .3          | 1.3         |
| Could not see foundation.....                            | 9.1                  | 2.8          | 6.3          | -                            | ...          | .4                | 2.6         | 1.1                       | 2.8                | 3.3                 | 6.2                            | .4          | -           |
| None of the above.....                                   | 215.0                | 99.3         | 115.8        | 17.2                         | ...          | 2.2               | 13.1        | 20.9                      | 58.1               | 43.3                | 68.2                           | 67.5        | 16.1        |
| Could not observe or not reported.....                   | 4.3                  | 1.2          | 3.1          | .3                           | ...          | -                 | .3          | .5                        | 1.5                | 1.0                 | .7                             | .3          | .3          |
| <b>Site Placement</b>                                    |                      |              |              |                              |              |                   |             |                           |                    |                     |                                |             |             |
| Mobile homes.....  | -                    | -            | -            | -                            | ...          | -                 | -           | -                         | -                  | -                   | -                              | -           | -           |
| First site.....  | -                    | -            | -            | -                            | ...          | -                 | -           | -                         | -                  | -                   | -                              | -           | -           |
| Moved from another site.....                             | -                    | -            | -            | -                            | ...          | -                 | -           | -                         | -                  | -                   | -                              | -           | -           |
| Don't know.....  | -                    | -            | -            | -                            | ...          | -                 | -           | -                         | -                  | -                   | -                              | -           | -           |
| Not reported.....  | -                    | -            | -            | -                            | ...          | -                 | -           | -                         | -                  | -                   | -                              | -           | -           |
| <b>Previous Occupancy</b>                                |                      |              |              |                              |              |                   |             |                           |                    |                     |                                |             |             |
| Unit built 1980 or later.....                            | 51.9                 | 28.3         | 23.5         | 18.4                         | ...          | .4                | .2          | 2.9                       | 19.7               | 5.5                 | 5.6                            | 21.2        | 5.4         |
| Not previously occupied.....                             | 21.1                 | 18.2         | 3.0          | 13.5                         | ...          | -                 | -           | 1.7                       | 5.6                | 1.6                 | 1.7                            | 11.1        | 1.0         |
| Not reported.....  | 7.1                  | 2.0          | 5.1          | .9                           | ...          | .2                | .2          | .6                        | 2.3                | 2.5                 | 3.3                            | 1.3         | 1.2         |

<sup>1</sup>See back cover for details.<sup>2</sup>Figures may not add to total because more than one category may apply to a unit.

Table 5-3. Size of Unit and Lot - Occupied Units with Black Householder

[Numbers in thousands. For meaning of symbols, see text.]

| Characteristics                         | Total occupied units | Tenure       |              | Housing unit characteristics |              |                   |             | Household characteristics |                    |                     | Selected subareas <sup>1</sup> |             |             |
|---|----------------------|--------------|--------------|------------------------------|--------------|-------------------|-------------|---------------------------|--------------------|---------------------|--------------------------------|-------------|-------------|
|   |                      | Owner        | Renter       | New construction 4 yrs       | Mobile homes | Physical problems |             | Elderly (65+)             | Moved in past year | Below poverty level | Area one                       | Area two    | Area three  |
|   |                      |              |              |                              |              | Severe            | Moderate    |                           |                    |                     |                                |             |             |
| <b>Total</b> .....                      | <b>256.3</b>         | <b>108.6</b> | <b>147.7</b> | <b>18.4</b>                  | <b>-</b>     | <b>5.7</b>        | <b>18.9</b> | <b>28.4</b>               | <b>73.8</b>        | <b>61.5</b>         | <b>96.2</b>                    | <b>70.2</b> | <b>17.5</b> |
| <b>Rooms</b>                            |                      |              |              |                              |              |                   |             |                           |                    |                     |                                |             |             |
| 1 room.....                             | 1.5                  | -            | 1.5          | -                            | -            | .9                | .2          | .2                        | 1.0                | .9                  | 1.5                            | -           | -           |
| 2 rooms.....                            | 2.5                  | .8           | 1.9          | .3                           | -            | .3                | .8          | .8                        | .6                 | 1.4                 | 2.2                            | -           | -           |
| 3 rooms.....                            | 24.4                 | -            | 24.4         | 1.2                          | -            | 1.6               | 2.4         | 2.7                       | 12.4               | 9.2                 | 11.8                           | 4.0         | 3.5         |
| 4 rooms.....                            | 54.0                 | 4.7          | 49.3         | 2.4                          | -            | 4                 | 4.8         | 4.9                       | 21.6               | 18.5                | 21.6                           | 11.1        | 4.2         |
| 5 rooms.....                            | 70.6                 | 27.3         | 43.3         | 3.5                          | -            | 1.2               | 5.5         | 8.0                       | 20.5               | 16.9                | 26.9                           | 16.8        | 5.7         |
| 6 rooms.....                            | 50.3                 | 30.5         | 19.8         | 3.2                          | -            | 1.2               | 3.9         | 6.7                       | 9.4                | 11.0                | 19.2                           | 14.2        | 2.7         |
| 7 rooms.....                            | 31.7                 | 25.5         | 6.2          | 2.8                          | -            | -                 | -           | 3.6                       | 5.8                | 2.9                 | 10.9                           | 11.8        | 1.1         |
| 8 rooms.....                            | 13.0                 | 12.3         | .7           | 2.4                          | -            | -                 | .6          | .8                        | 1.2                | .6                  | 1.5                            | 6.6         | .2          |
| 9 rooms.....                            | 4.5                  | 4.3          | .2           | 1.3                          | -            | -                 | -           | .4                        | .8                 | .2                  | .2                             | 2.8         | -           |
| 10 rooms or more.....                   | 3.8                  | 3.4          | .3           | 1.2                          | -            | -                 | -           | .3                        | .5                 | -                   | .3                             | 2.8         | -           |
| Median.....                             | 5.1                  | 6.2          | 4.4          | 6.0                          | ---          | ---               | 4.8         | 5.2                       | 4.8                | 4.5                 | 4.9                            | 5.7         | 4.7         |
| <b>Bedrooms</b>                         |                      |              |              |                              |              |                   |             |                           |                    |                     |                                |             |             |
| None.....                               | 3.1                  | .3           | 2.8          | -                            | -            | 1.2               | .8          | .8                        | 1.4                | 2.1                 | 2.6                            | -           | -           |
| 1.....                                  | 35.6                 | .5           | 35.2         | 2.0                          | -            | 2.1               | 3.6         | 3.4                       | 17.0               | 10.4                | 14.7                           | 6.1         | 5.5         |
| 2.....                                  | 94.6                 | 21.7         | 72.9         | 3.5                          | -            | 1.0               | 7.6         | 9.5                       | 32.1               | 26.9                | 38.7                           | 22.3        | 7.6         |
| 3.....                                  | 94.8                 | 65.8         | 29.2         | 8.5                          | -            | 1.1               | 5.3         | 11.9                      | 19.2               | 17.0                | 32.1                           | 29.3        | 4.2         |
| 4 or more.....                          | 28.2                 | 20.5         | 7.7          | 4.4                          | -            | .2                | 1.7         | 2.8                       | 4.2                | 5.1                 | 8.0                            | 12.5        | .2          |
| Median.....                             | 2.4                  | 3.0          | 2.0          | 2.9                          | ---          | ---               | 2.2         | 2.5                       | 2.1                | 2.2                 | 2.3                            | 2.7         | 1.9         |
| <b>Complete Bedrooms</b>                |                      |              |              |                              |              |                   |             |                           |                    |                     |                                |             |             |
| None.....                               | 2.0                  | -            | 2.0          | -                            | -            | 1.8               | .2          | -                         | .6                 | .7                  | .9                             | -           | .2          |
| 1.....                                  | 132.8                | 34.2         | 98.6         | 3.9                          | -            | 3.5               | 15.2        | 19.6                      | 43.8               | 46.8                | 66.9                           | 22.5        | 8.6         |
| 1 and one-half.....                     | 37.6                 | 20.0         | 17.6         | 1.7                          | -            | .2                | 2.2         | 3.8                       | 9.3                | 8.4                 | 14.5                           | 11.0        | 2.3         |
| 2 or more.....                          | 83.9                 | 54.4         | 29.5         | 12.8                         | -            | .2                | 1.3         | 4.9                       | 20.0               | 5.7                 | 13.8                           | 36.7        | 6.4         |
| <b>Square Footage of Unit</b>           |                      |              |              |                              |              |                   |             |                           |                    |                     |                                |             |             |
| Single detached and mobile homes.....   | 125.4                | 101.1        | 24.3         | 12.1                         | -            | 1.9               | 11.0        | 20.9                      | 16.6               | 17.5                | 43.2                           | 41.3        | 3.5         |
| Less than 500.....                      | 1.5                  | -            | 1.5          | -                            | -            | .6                | .6          | .3                        | .6                 | .7                  | .8                             | .2          | -           |
| 500 to 749.....                         | 4.4                  | 2.9          | 1.6          | -                            | -            | .2                | 1.4         | 2.6                       | .6                 | 1.5                 | 1.7                            | .5          | .3          |
| 750 to 999.....                         | 8.8                  | 6.4          | 2.3          | .6                           | -            | -                 | .6          | 3.6                       | .6                 | .8                  | 5.8                            | .9          | .3          |
| 1,000 to 1,499.....                     | 30.6                 | 24.3         | 6.2          | 1.9                          | -            | .7                | 3.7         | 3.4                       | 3.6                | 5.4                 | 10.9                           | 7.6         | -           |
| 1,500 to 1,999.....                     | 30.0                 | 26.2         | 3.8          | 3.8                          | -            | -                 | .9          | 2.6                       | 5.3                | 2.7                 | 5.0                            | 14.1        | 1.2         |
| 2,000 to 2,499.....                     | 12.3                 | 11.5         | .8           | .8                           | -            | -                 | .8          | .8                        | .7                 | 1.3                 | 2.7                            | 6.3         | -           |
| 2,500 to 2,999.....                     | 4.9                  | 4.3          | .6           | 1.3                          | -            | -                 | .5          | 1.6                       | .3                 | .9                  | .9                             | 2.3         | .3          |
| 3,000 to 3,999.....                     | 6.6                  | 6.6          | -            | 2.2                          | -            | -                 | -           | 1.0                       | .8                 | -                   | .7                             | 3.9         | .3          |
| 4,000 or more.....                      | 4.9                  | 4.5          | .4           | .8                           | -            | -                 | -           | 1.5                       | .3                 | -                   | 2.1                            | 1.4         | -           |
| Not reported (includes don't know)..... | 21.5                 | 14.4         | 7.1          | .6                           | -            | .4                | 3.1         | 4.6                       | 2.6                | 4.9                 | 12.6                           | 4.1         | 1.2         |
| Median.....                             | 1 612                | 1 686        | 1 257        | 1 923                        | ---          | ---               | 1 190       | 1 244                     | 1 655              | 1 313               | 1 322                          | 1 835       | ---         |
| <b>Lot Size</b>                         |                      |              |              |                              |              |                   |             |                           |                    |                     |                                |             |             |
| Less than one-eighth acre.....          | 3.4                  | 2.5          | .9           | -                            | -            | .3                | .2          | .9                        | .7                 | 1.2                 | 1.4                            | 1.0         | -           |
| One-eighth up to one-quarter acre.....  | 13.3                 | 10.9         | 2.4          | 2.6                          | -            | -                 | 1.9         | 3.1                       | 1.3                | 1.0                 | 4.3                            | 5.0         | .8          |
| One-quarter up to one-half acre.....    | 23.9                 | 20.4         | 3.4          | 3.0                          | -            | -                 | 1.6         | 2.0                       | 3.4                | 2.1                 | 4.9                            | 10.4        | .3          |
| One-half up to one acre.....            | 23.6                 | 21.5         | 2.1          | 3.4                          | -            | -                 | 1.0         | 3.3                       | 3.8                | 2.2                 | 3.6                            | 9.5         | 1.5         |
| 1 to 4 acres.....                       | 17.1                 | 15.2         | 1.8          | 1.9                          | -            | -                 | .5          | .3                        | 3.6                | 1.8                 | 3.2                            | 4.8         | .9          |
| 5 to 9 acres.....                       | .3                   | .3           | -            | -                            | -            | -                 | -           | -                         | -                  | -                   | -                              | -           | -           |
| 10 acres or more.....                   | .6                   | .6           | -            | -                            | -            | -                 | .2          | -                         | -                  | .2                  | .2                             | -           | -           |
| Don't know.....                         | 47.0                 | 30.3         | 16.7         | 1.4                          | -            | 1.1               | 5.9         | 7.9                       | 7.2                | 9.3                 | 26.6                           | 11.1        | .9          |
| Not reported.....                       | 3.3                  | 1.4          | 1.9          | .3                           | -            | -                 | .4          | -                         | 1.2                | .2                  | 1.1                            | .8          | .2          |
| Median.....                             | .51                  | .54          | .40          | .49                          | ---          | ---               | .33         | .57                       | .51                | .55                 | .41                            | .47         | ---         |
| <b>Persons Per Room</b>                 |                      |              |              |                              |              |                   |             |                           |                    |                     |                                |             |             |
| 0.50 or less.....                       | 151.1                | 72.2         | 78.9         | 13.0                         | -            | 2.7               | 8.7         | 24.5                      | 40.2               | 29.0                | 52.2                           | 42.7        | 11.4        |
| 0.51 to 1.00.....                       | 97.6                 | 34.6         | 63.0         | 5.1                          | -            | 2.3               | 8.5         | 3.7                       | 31.0               | 28.1                | 40.2                           | 25.9        | 5.6         |
| 1.01 to 1.50.....                       | 6.8                  | 1.8          | 5.0          | .3                           | -            | .4                | 1.7         | .2                        | 2.3                | 3.7                 | 3.2                            | 1.6         | .5          |
| 1.51 or more.....                       | .8                   | -            | .8           | -                            | -            | .3                | -           | -                         | .3                 | .7                  | .5                             | -           | -           |
| <b>Square Feet Per Person</b>           |                      |              |              |                              |              |                   |             |                           |                    |                     |                                |             |             |
| Single detached and mobile homes.....   | 125.4                | 101.1        | 24.3         | 12.1                         | -            | 1.9               | 11.0        | 20.9                      | 16.6               | 17.5                | 43.2                           | 41.3        | 3.5         |
| Less than 200.....                      | 3.7                  | .9           | 2.7          | -                            | -            | .7                | .7          | .3                        | .7                 | 2.4                 | .9                             | .6          | -           |
| 200 to 299.....                         | 11.3                 | 9.1          | 2.2          | .3                           | -            | -                 | 2.4         | 1.0                       | .4                 | 1.6                 | 5.3                            | 3.5         | -           |
| 300 to 399.....                         | 15.0                 | 10.8         | 4.2          | 1.1                          | -            | -                 | 1.4         | 2.3                       | 2.8                | 1.5                 | 3.5                            | 4.2         | .3          |
| 400 to 499.....                         | 12.9                 | 9.8          | 3.1          | 1.5                          | -            | .3                | 1.1         | 1.5                       | 1.3                | .7                  | 5.7                            | 3.4         | -           |
| 500 to 599.....                         | 13.6                 | 12.1         | 1.5          | 1.7                          | -            | -                 | .6          | 1.5                       | 1.8                | .6                  | 1.4                            | 6.2         | .5          |
| 600 to 699.....                         | 9.0                  | 7.7          | 1.2          | 1.3                          | -            | -                 | .2          | 1.1                       | 1.4                | 1.4                 | 2.2                            | 3.5         | -           |
| 700 to 799.....                         | 7.3                  | 6.9          | .5           | .3                           | -            | -                 | .8          | 2.3                       | -                  | .3                  | 3.0                            | 2.0         | .3          |
| 800 to 899.....                         | 3.0                  | 2.4          | .6           | -                            | -            | -                 | -           | .5                        | .6                 | -                   | .5                             | 1.9         | .3          |
| 900 to 999.....                         | 5.6                  | 5.6          | -            | .8                           | -            | -                 | .3          | 1.4                       | 1.8                | 1.4                 | 1.3                            | 2.0         | .3          |
| 1,000 to 1,499.....                     | 11.5                 | 10.9         | .5           | 2.1                          | -            | .4                | .3          | 1.9                       | 1.1                | 1.0                 | 2.9                            | 6.1         | -           |
| 1,500 or more.....                      | 11.1                 | 10.4         | .7           | 2.5                          | -            | -                 | -           | 2.3                       | 2.2                | 1.8                 | 3.9                            | 3.8         | .8          |
| Not reported.....                       | 21.5                 | 14.4         | 7.1          | .6                           | -            | .4                | 3.1         | 4.6                       | 2.6                | 4.9                 | 12.6                           | 4.1         | 1.2         |
| Median.....                             | 567                  | 609          | 388          | 693                          | ---          | ---               | 358         | 716                       | 598                | 522                 | 498                            | 618         | ---         |

<sup>1</sup>See back cover for details.

Table 5-4. Selected Equipment and Plumbing - Occupied Units with Black Householder

(Numbers in thousands. For meaning of symbols, see text.)

| Characteristics   | Total occupied units | Tenure       |              | Housing unit characteristics |              |                   |             | Household characteristics |                    |                     | Selected subareas <sup>1</sup> |             |             |
|---|----------------------|--------------|--------------|------------------------------|--------------|-------------------|-------------|---------------------------|--------------------|---------------------|--------------------------------|-------------|-------------|
|   |                      | Owner        | Renter       | New construction 4 yrs       | Mobile homes | Physical problems |             | Elderly (65+)             | Moved in past year | Below poverty level | Area one                       | Area two    | Area three  |
|   |                      |              |              |                              |              | Severe            | Moderate    |                           |                    |                     |                                |             |             |
| <b>Total</b> .....  | <b>256.3</b>         | <b>108.6</b> | <b>147.7</b> | <b>18.4</b>                  | -            | <b>5.7</b>        | <b>18.9</b> | <b>28.4</b>               | <b>73.8</b>        | <b>61.5</b>         | <b>96.2</b>                    | <b>70.2</b> | <b>17.5</b> |
| <b>Equipment<sup>2</sup></b>                                    |                      |              |              |                              |              |                   |             |                           |                    |                     |                                |             |             |
| Lacking complete kitchen facilities.....                        | 2.2                  | .3           | 1.9          | -                            | -            | 1.2               | 1.0         | .4                        | 2.0                | 1.1                 | 1.7                            | .3          | .2          |
| With complete kitchen (sink, refrigerator and burners).....     | 254.1                | 108.3        | 145.8        | 18.4                         | -            | 4.5               | 17.9        | 27.9                      | 71.8               | 60.5                | 94.5                           | 69.9        | 17.3        |
| Kitchen sink.....   | 252.8                | 106.7        | 146.0        | 18.4                         | -            | 5.7               | 18.4        | 28.4                      | 72.4               | 60.5                | 95.5                           | 68.9        | 16.9        |
| Refrigerator.....   | 254.5                | 108.3        | 146.2        | 18.4                         | -            | 4.5               | 18.4        | 28.1                      | 72.2               | 60.7                | 94.7                           | 69.9        | 17.5        |
| Less than 5 years old.....                                      | 107.9                | 42.6         | 65.3         | 13.6                         | -            | 1.4               | 7.6         | 8.9                       | 38.2               | 30.1                | 39.3                           | 31.3        | 7.0         |
| Age not reported.....   | 10.4                 | 1.2          | 9.2          | .7                           | -            | .3                | .6          | .5                        | 5.1                | 4.0                 | 3.7                            | .5          | 3.6         |
| Burners and oven.....   | 254.8                | 108.6        | 146.1        | 18.4                         | -            | 4.8               | 18.3        | 27.9                      | 72.4               | 60.5                | 94.8                           | 70.2        | 17.3        |
| Less than 5 years old.....                                      | 92.0                 | 44.4         | 47.6         | 16.8                         | -            | 1.5               | 6.5         | 8.4                       | 31.3               | 24.3                | 32.1                           | 28.0        | 5.2         |
| Age not reported.....   | 8.7                  | .7           | 8.0          | .7                           | -            | .2                | .2          | .2                        | 4.9                | 2.8                 | 3.3                            | .5          | 3.0         |
| Burners only.....   | -                    | -            | -            | -                            | -            | -                 | -           | -                         | -                  | -                   | -                              | -           | -           |
| Less than 5 years old.....                                      | -                    | -            | -            | -                            | -            | -                 | -           | -                         | -                  | -                   | -                              | -           | -           |
| Age not reported.....   | -                    | -            | -            | -                            | -            | -                 | -           | -                         | -                  | -                   | -                              | -           | -           |
| Oven only.....  | -                    | -            | -            | -                            | -            | -                 | -           | -                         | -                  | -                   | -                              | -           | -           |
| Less than 5 years old.....                                      | -                    | -            | -            | -                            | -            | -                 | -           | -                         | -                  | -                   | -                              | -           | -           |
| Age not reported.....   | -                    | -            | -            | -                            | -            | -                 | -           | -                         | -                  | -                   | -                              | -           | -           |
| Neither burners nor oven.....                                   | 1.6                  | -            | 1.6          | -                            | -            | .9                | .6          | .4                        | 1.4                | 1.1                 | 1.4                            | -           | .2          |
| Dishwasher.....   | 126.9                | 61.1         | 65.8         | 14.8                         | -            | .6                | 3.6         | 7.1                       | 42.1               | 12.4                | 19.6                           | 51.3        | 11.7        |
| Less than 5 years old.....                                      | 49.6                 | 27.0         | 22.6         | 14.0                         | -            | .2                | 1.1         | 2.1                       | 20.5               | 4.0                 | 6.1                            | 21.8        | 3.5         |
| Age not reported.....   | 4.8                  | .7           | 4.1          | .3                           | -            | -                 | -           | -                         | 1.9                | 1.1                 | .6                             | .5          | 2.0         |
| Washing machine.....  | 155.7                | 97.8         | 57.9         | 13.4                         | -            | 1.7               | 11.8        | 19.1                      | 27.5               | 27.0                | 52.6                           | 47.8        | 9.0         |
| Less than 5 years old.....                                      | 62.6                 | 36.0         | 26.6         | 8.2                          | -            | -                 | 4.5         | 5.3                       | 14.7               | 10.5                | 16.5                           | 19.1        | 4.9         |
| Age not reported.....   | 4.2                  | 1.5          | 2.7          | .5                           | -            | .3                | .2          | .3                        | .9                 | 1.4                 | 3.0                            | .3          | .5          |
| Clothes dryer.....  | 129.6                | 89.8         | 39.9         | 12.5                         | -            | .4                | 7.7         | 12.8                      | 23.2               | 15.2                | 38.7                           | 43.2        | 8.4         |
| Less than 5 years old.....                                      | 51.4                 | 31.4         | 20.1         | 8.6                          | -            | -                 | 3.7         | 3.8                       | 13.3               | 5.4                 | 11.1                           | 18.3        | 4.6         |
| Age not reported.....   | 2.0                  | .5           | 1.4          | .5                           | -            | -                 | -           | .3                        | .8                 | .7                  | 1.0                            | .5          | .5          |
| Disposal in kitchen sink.....                                   | 85.8                 | 32.8         | 53.0         | 10.4                         | -            | .6                | 2.2         | 3.4                       | 30.8               | 9.5                 | 10.4                           | 35.3        | 10.6        |
| Less than 5 years old.....                                      | 33.6                 | 16.2         | 17.4         | 9.9                          | -            | .2                | .8          | 1.9                       | 13.4               | 2.8                 | 4.3                            | 13.9        | 2.6         |
| Age not reported.....   | 4.9                  | .2           | 4.7          | .3                           | -            | -                 | .2          | -                         | 1.7                | .8                  | .9                             | .2          | 2.4         |
| <b>Air conditioning:</b>  |                      |              |              |                              |              |                   |             |                           |                    |                     |                                |             |             |
| Central.....  | 157.0                | 62.7         | 94.3         | 17.1                         | -            | 1.7               | 4.4         | 9.8                       | 54.9               | 25.9                | 40.9                           | 52.8        | 15.2        |
| 1 room unit.....  | 30.9                 | 15.0         | 15.9         | -                            | -            | .2                | 5.8         | 6.0                       | 4.3                | 7.6                 | 15.6                           | 5.7         | 1.2         |
| 2 room units.....   | 10.2                 | 8.1          | 2.0          | -                            | -            | -                 | .4          | 1.5                       | .9                 | 1.5                 | 5.0                            | 3.2         | .3          |
| 3 room units or more.....                                       | 4.7                  | 3.5          | 1.2          | -                            | -            | -                 | .6          | .5                        | -                  | .3                  | 2.2                            | 1.9         | -           |
| <b>Main Heating Equipment</b>                                   |                      |              |              |                              |              |                   |             |                           |                    |                     |                                |             |             |
| Warm-air furnace.....   | 193.9                | 89.0         | 104.9        | 15.7                         | -            | 3.4               | 7.6         | 17.9                      | 54.1               | 36.8                | 62.6                           | 59.7        | 15.4        |
| Steam or hot water system.....                                  | 1.1                  | -            | 1.1          | -                            | -            | -                 | -           | -                         | .7                 | .9                  | 1.1                            | -           | .7          |
| Electric heat pump.....   | 9.9                  | 2.0          | 7.9          | 2.7                          | -            | -                 | .4          | -                         | 6.0                | 1.9                 | 2.2                            | 5.0         | .7          |
| Built-in electric units.....                                    | 8.9                  | .7           | 8.2          | -                            | -            | -                 | .4          | 1.0                       | 3.3                | 4.5                 | 4.7                            | 1.3         | .9          |
| Floor, wall, or other built-in hot air units without ducts..... | 24.5                 | 9.2          | 15.3         | -                            | -            | 1.2               | .3          | 4.5                       | 6.5                | 10.0                | 19.1                           | 2.2         | .2          |
| Room heaters with flue.....                                     | 6.4                  | 3.3          | 3.0          | -                            | -            | .2                | .5          | 2.5                       | 1.3                | 2.1                 | 2.0                            | .5          | .3          |
| Room heaters without flue.....                                  | 10.3                 | 4.2          | 6.1          | -                            | -            | .7                | 9.6         | 2.5                       | 1.8                | 4.7                 | 4.0                            | 1.3         | -           |
| Portable electric heaters.....                                  | .6                   | .3           | .3           | -                            | -            | -                 | -           | -                         | -                  | .3                  | .3                             | -           | -           |
| Stoves.....   | .2                   | -            | .2           | -                            | -            | -                 | -           | -                         | -                  | .2                  | .2                             | -           | -           |
| Fireplaces with inserts.....                                    | -                    | -            | -            | -                            | -            | -                 | -           | -                         | -                  | -                   | -                              | -           | -           |
| Fireplaces without inserts.....                                 | .4                   | -            | .4           | -                            | -            | .2                | -           | -                         | -                  | .2                  | -                              | .2          | -           |
| Other.....  | .2                   | -            | .2           | -                            | -            | -                 | -           | -                         | -                  | .2                  | -                              | -           | -           |
| None.....   | -                    | -            | -            | -                            | -            | -                 | -           | -                         | -                  | -                   | -                              | -           | -           |
| <b>Other Heating Equipment</b>                                  |                      |              |              |                              |              |                   |             |                           |                    |                     |                                |             |             |
| With other heating equipment <sup>2</sup> .....                 | 45.3                 | 32.7         | 12.6         | 6.5                          | -            | .2                | 2.4         | 3.4                       | 8.2                | 4.9                 | 9.5                            | 19.1        | 3.2         |
| Warm-air furnace.....   | .5                   | -            | .5           | .3                           | -            | -                 | .2          | -                         | -                  | -                   | .2                             | .3          | -           |
| Steam or hot water system.....                                  | -                    | -            | -            | -                            | -            | -                 | -           | -                         | -                  | -                   | -                              | -           | -           |
| Electric heat pump.....   | -                    | -            | -            | -                            | -            | -                 | -           | -                         | -                  | -                   | -                              | -           | -           |
| Built-in electric units.....                                    | 1.6                  | 1.0          | .6           | -                            | -            | -                 | .4          | .7                        | -                  | .3                  | .7                             | -           | -           |
| Floor, wall, or other built-in hot-air units without ducts..... | .7                   | .7           | -            | -                            | -            | -                 | .3          | -                         | -                  | .3                  | -                              | .7          | -           |
| Room heaters with flue.....                                     | 1.0                  | .8           | .2           | -                            | -            | -                 | .2          | -                         | .2                 | .3                  | .5                             | -           | -           |
| Room heaters without flue.....                                  | 3.0                  | 2.4          | .8           | -                            | -            | -                 | -           | -                         | .3                 | .3                  | 1.3                            | -           | -           |
| Portable electric heaters.....                                  | 7.9                  | 5.7          | 2.2          | .5                           | -            | -                 | .5          | 1.4                       | .8                 | 1.1                 | 3.8                            | 2.6         | .5          |
| Stoves.....   | 2.3                  | 1.6          | .7           | -                            | -            | .2                | -           | .4                        | .5                 | .3                  | .9                             | .6          | .2          |
| Fireplaces with inserts.....                                    | 3.3                  | 3.3          | -            | .9                           | -            | -                 | -           | .4                        | .5                 | -                   | .4                             | 1.2         | -           |
| Fireplaces with no inserts.....                                 | 24.8                 | 17.5         | 7.4          | 5.1                          | -            | -                 | .6          | .8                        | 6.0                | 2.1                 | 1.8                            | 13.2        | 2.8         |
| Other.....  | 1.3                  | .9           | .5           | -                            | -            | -                 | .2          | .2                        | .3                 | .5                  | 1.0                            | -           | -           |
| <b>Plumbing</b>   |                      |              |              |                              |              |                   |             |                           |                    |                     |                                |             |             |
| With all plumbing facilities.....                               | 252.5                | 108.2        | 144.3        | 18.4                         | -            | 1.9               | 18.9        | 27.6                      | 72.4               | 59.8                | 93.5                           | 70.2        | 17.3        |
| Lacking some plumbing facilities.....                           | 1.1                  | -            | 1.1          | -                            | -            | 1.1               | -           | -                         | .3                 | .3                  | .6                             | -           | .2          |
| No hot piped water.....   | .3                   | -            | .3           | -                            | -            | .3                | -           | -                         | -                  | .3                  | .3                             | -           | -           |
| No bathtub nor shower.....                                      | .4                   | -            | .4           | -                            | -            | .4                | -           | -                         | -                  | -                   | -                              | -           | .2          |
| No flush toilet.....  | .6                   | -            | .6           | -                            | -            | .6                | -           | -                         | .3                 | .3                  | .6                             | -           | -           |
| No plumbing facilities for exclusive use.....                   | 2.7                  | .4           | 2.3          | -                            | -            | 2.7               | -           | .7                        | 1.0                | 1.4                 | 2.0                            | -           | -           |
| <b>Source of Water</b>  |                      |              |              |                              |              |                   |             |                           |                    |                     |                                |             |             |
| Public system or private company.....                           | 253.0                | 106.8        | 146.2        | 18.1                         | -            | 5.3               | 18.7        | 27.7                      | 72.9               | 60.3                | 95.9                           | 70.2        | 17.5        |
| Well serving 1 to 5 units.....                                  | 3.3                  | 1.8          | 1.5          | .3                           | -            | .4                | .2          | .7                        | .9                 | 1.2                 | .2                             | -           | -           |
| Drilled.....  | 2.3                  | 1.5          | .8           | .3                           | -            | -                 | .2          | .7                        | .7                 | .8                  | -                              | -           | -           |
| Dug.....  | .4                   | .3           | .4           | -                            | -            | .4                | -           | -                         | -                  | .2                  | -                              | -           | -           |
| Not reported.....   | .6                   | -            | .2           | -                            | -            | -                 | -           | -                         | .2                 | .2                  | .2                             | -           | -           |
| Other.....  | -                    | -            | -            | -                            | -            | -                 | -           | -                         | -                  | -                   | -                              | -           | -           |
| <b>Means of Sewage Disposal</b>                                 |                      |              |              |                              |              |                   |             |                           |                    |                     |                                |             |             |
| Public sewer.....   | 239.6                | 96.7         | 142.9        | 16.5                         | -            | 5.3               | 16.5        | 25.9                      | 71.3               | 58.4                | 94.2                           | 67.2        | 17.2        |
| Septic tank, cesspool, chemical toilet.....                     | 16.3                 | 11.9         | 4.3          | 1.9                          | -            | -                 | 2.4         | 2.4                       | 2.5                | 2.9                 | 1.9                            | 3.0         | .3          |
| Other.....  | .4                   | -            | .4           | -                            | -            | .4                | -           | -                         | -                  | .2                  | -                              | -           | -           |

<sup>1</sup>See back cover for details.<sup>2</sup>Figures may not add to total because more than one category may apply to a unit.

Table 5-5. Fuels - Occupied Units with Black Householder

[Numbers in thousands. For meaning of symbols, see text.]

| Characteristics                             | Total occupied units | Tenure |        | Housing unit characteristics |              |                   |          | Household characteristics |                    |                     | Selected subareas <sup>1</sup> |          |            |
|---|----------------------|--------|--------|------------------------------|--------------|-------------------|----------|---------------------------|--------------------|---------------------|--------------------------------|----------|------------|
|   |                      | Owner  | Renter | New construction 4 yrs       | Mobile homes | Physical problems |          | Elderly (65+)             | Moved in past year | Below poverty level | Area one                       | Area two | Area three |
|   |                      |        |        |                              |              | Severe            | Moderate |                           |                    |                     |                                |          |            |
| <b>Total</b> .....                          | 256.3                | 108.6  | 147.7  | 18.4                         | -            | 5.7               | 18.9     | 28.4                      | 73.8               | 61.5                | 96.2                           | 70.2     | 17.5       |
| <b>Main House Heating Fuel</b>              |                      |        |        |                              |              |                   |          |                           |                    |                     |                                |          |            |
| Housing units with heating fuel.....        | 256.3                | 108.6  | 147.7  | 18.4                         | -            | 5.7               | 18.9     | 28.4                      | 73.8               | 61.5                | 96.2                           | 70.2     | 17.5       |
| Electricity.....                            | 59.9                 | 12.3   | 47.6   | 6.1                          | -            | .8                | 2.6      | 2.1                       | 26.0               | 14.5                | 15.5                           | 18.0     | 7.8        |
| Piped gas.....                              | 188.7                | 93.3   | 95.4   | 11.9                         | -            | 4.5               | 14.6     | 24.6                      | 45.9               | 44.1                | 78.9                           | 51.2     | 9.5        |
| Bottled gas.....                            | 4.1                  | 1.9    | 2.2    | .3                           | -            | .2                | 1.1      | .9                        | 1.0                | 1.0                 | -                              | .2       | -          |
| Fuel oil.....                               | 2.5                  | .8     | 1.7    | -                            | -            | -                 | .2       | .6                        | .9                 | 1.2                 | 1.4                            | .3       | .2         |
| Kerosene or other liquid fuel.....          | .5                   | .3     | .2     | -                            | -            | .2                | .3       | .2                        | -                  | .3                  | .2                             | .3       | -          |
| Coal or coke.....                           | .6                   | -      | .6     | -                            | -            | .2                | -        | -                         | -                  | .4                  | .2                             | .2       | -          |
| Wood.....                                   | -                    | -      | -      | -                            | -            | -                 | -        | -                         | -                  | -                   | -                              | -        | -          |
| Solar energy.....                           | -                    | -      | -      | -                            | -            | -                 | -        | -                         | -                  | -                   | -                              | -        | -          |
| Other.....                                  | -                    | -      | -      | -                            | -            | -                 | -        | -                         | -                  | -                   | -                              | -        | -          |
| <b>Other House Heating Fuels</b>            |                      |        |        |                              |              |                   |          |                           |                    |                     |                                |          |            |
| With other heating fuels <sup>2</sup> ..... | 29.0                 | 20.6   | 8.5    | 4.2                          | -            | -                 | 1.1      | 1.5                       | 4.8                | 2.1                 | 5.0                            | 14.1     | 2.1        |
| Electricity.....                            | 6.1                  | 4.8    | 1.3    | .3                           | -            | -                 | .4       | 1.1                       | .4                 | .6                  | 3.0                            | 1.3      | .5         |
| Piped gas.....                              | 1.3                  | .9     | .5     | .3                           | -            | -                 | .3       | -                         | -                  | .3                  | .2                             | .9       | -          |
| Bottled gas.....                            | -                    | -      | -      | -                            | -            | -                 | -        | -                         | -                  | -                   | -                              | -        | -          |
| Fuel oil.....                               | .2                   | -      | .2     | -                            | -            | -                 | -        | -                         | .2                 | -                   | -                              | -        | -          |
| Kerosene or other liquid fuel.....          | 2.0                  | 1.2    | .8     | -                            | -            | -                 | .4       | -                         | -                  | -                   | .3                             | .3       | -          |
| Coal or coke.....                           | -                    | -      | -      | -                            | -            | -                 | -        | -                         | -                  | -                   | -                              | -        | -          |
| Wood.....                                   | 20.2                 | 14.6   | 5.7    | 3.6                          | -            | -                 | -        | .4                        | 4.1                | 1.2                 | 1.9                            | 12.2     | 1.6        |
| Solar energy.....                           | -                    | -      | -      | -                            | -            | -                 | -        | -                         | -                  | -                   | -                              | -        | -          |
| Other.....                                  | -                    | -      | -      | -                            | -            | -                 | -        | -                         | -                  | -                   | -                              | -        | -          |
| Not reported.....                           | .4                   | .2     | .2     | -                            | -            | -                 | -        | .2                        | .2                 | .2                  | -                              | -        | .2         |
| <b>Cooking Fuel</b>                         |                      |        |        |                              |              |                   |          |                           |                    |                     |                                |          |            |
| With cooking fuel.....                      | 254.8                | 108.6  | 146.1  | 18.4                         | -            | 4.8               | 18.3     | 27.9                      | 72.4               | 60.5                | 94.8                           | 70.2     | 17.3       |
| Electricity.....                            | 106.2                | 43.0   | 63.1   | 8.6                          | -            | 1.2               | 6.7      | 7.6                       | 35.3               | 15.2                | 25.7                           | 37.3     | 8.7        |
| Piped gas.....                              | 146.6                | 64.6   | 82.0   | 9.5                          | -            | 3.4               | 11.0     | 20.0                      | 36.7               | 44.5                | 69.1                           | 32.6     | 8.6        |
| Bottled gas.....                            | 2.0                  | 1.0    | 1.0    | .3                           | -            | .2                | .6       | .3                        | .4                 | .8                  | -                              | .2       | -          |
| Kerosene or other liquid fuel.....          | -                    | -      | -      | -                            | -            | -                 | -        | -                         | -                  | -                   | -                              | -        | -          |
| Coal or coke.....                           | -                    | -      | -      | -                            | -            | -                 | -        | -                         | -                  | -                   | -                              | -        | -          |
| Wood.....                                   | -                    | -      | -      | -                            | -            | -                 | -        | -                         | -                  | -                   | -                              | -        | -          |
| Solar energy.....                           | -                    | -      | -      | -                            | -            | -                 | -        | -                         | -                  | -                   | -                              | -        | -          |
| Other.....                                  | -                    | -      | -      | -                            | -            | -                 | -        | -                         | -                  | -                   | -                              | -        | -          |
| <b>Water Heating Fuel</b>                   |                      |        |        |                              |              |                   |          |                           |                    |                     |                                |          |            |
| With hot piped water.....                   | 255.3                | 108.6  | 146.6  | 18.4                         | -            | 4.7               | 18.9     | 28.4                      | 73.7               | 61.0                | 95.6                           | 70.2     | 17.5       |
| Electricity.....                            | 53.0                 | 13.2   | 39.8   | 3.5                          | -            | .2                | 3.0      | 2.6                       | 20.5               | 10.7                | 11.4                           | 13.7     | 7.7        |
| Piped gas.....                              | 199.4                | 94.8   | 104.8  | 14.6                         | -            | 4.5               | 15.1     | 25.5                      | 52.2               | 49.9                | 84.1                           | 56.0     | 9.6        |
| Bottled gas.....                            | 2.7                  | .9     | 1.8    | .3                           | -            | -                 | .8       | .2                        | 1.0                | .4                  | -                              | .2       | .2         |
| Fuel oil.....                               | -                    | -      | -      | -                            | -            | -                 | -        | -                         | -                  | -                   | -                              | -        | -          |
| Kerosene or other liquid fuel.....          | -                    | -      | -      | -                            | -            | -                 | -        | -                         | -                  | -                   | -                              | -        | -          |
| Coal or coke.....                           | -                    | -      | -      | -                            | -            | -                 | -        | -                         | -                  | -                   | -                              | -        | -          |
| Wood.....                                   | -                    | -      | -      | -                            | -            | -                 | -        | -                         | -                  | -                   | -                              | -        | -          |
| Solar energy.....                           | -                    | -      | -      | -                            | -            | -                 | -        | -                         | -                  | -                   | -                              | -        | -          |
| Other.....                                  | .3                   | -      | .3     | -                            | -            | -                 | -        | -                         | -                  | -                   | -                              | .3       | -          |
| <b>Central Air Conditioning Fuel</b>        |                      |        |        |                              |              |                   |          |                           |                    |                     |                                |          |            |
| With central air conditioning.....          | 157.0                | 62.7   | 94.3   | 17.1                         | -            | 1.7               | 4.4      | 9.9                       | 54.9               | 25.9                | 40.9                           | 52.8     | 15.2       |
| Electricity.....                            | 147.7                | 59.2   | 88.6   | 15.9                         | -            | 1.1               | 4.4      | 8.5                       | 52.1               | 24.4                | 37.4                           | 48.0     | 15.0       |
| Piped gas.....                              | 9.2                  | 3.5    | 5.7    | 1.3                          | -            | .7                | -        | 1.4                       | 2.8                | 1.5                 | 3.5                            | 4.8      | .2         |
| Other.....                                  | -                    | -      | -      | -                            | -            | -                 | -        | -                         | -                  | -                   | -                              | -        | -          |
| <b>Clothes Dryer Fuel</b>                   |                      |        |        |                              |              |                   |          |                           |                    |                     |                                |          |            |
| With clothes dryer.....                     | 129.6                | 89.8   | 39.9   | 12.5                         | -            | .4                | 7.7      | 12.8                      | 23.2               | 15.2                | 38.7                           | 43.2     | 8.4        |
| Electricity.....                            | 111.8                | 74.8   | 37.0   | 10.7                         | -            | .4                | 5.7      | 10.5                      | 20.8               | 12.2                | 35.3                           | 33.9     | 8.0        |
| Piped gas.....                              | 17.8                 | 14.9   | 2.9    | 1.9                          | -            | -                 | 2.0      | 2.3                       | 2.4                | 3.0                 | 3.5                            | 9.4      | .5         |
| Other.....                                  | -                    | -      | -      | -                            | -            | -                 | -        | -                         | -                  | -                   | -                              | -        | -          |
| <b>Units Using Each Fuel<sup>2</sup></b>    |                      |        |        |                              |              |                   |          |                           |                    |                     |                                |          |            |
| Electricity.....                            | 256.1                | 108.6  | 147.5  | 18.4                         | -            | 5.5               | 18.9     | 28.4                      | 73.8               | 61.3                | 96.0                           | 70.2     | 17.5       |
| All-electric units.....                     | 36.1                 | 5.9    | 30.2   | 2.9                          | -            | .2                | 1.4      | 1.1                       | 16.5               | 7.4                 | 6.8                            | 9.9      | 6.3        |
| Piped gas.....                              | 216.0                | 101.3  | 114.7  | 15.4                         | -            | 5.0               | 16.1     | 26.4                      | 56.1               | 52.9                | 89.4                           | 60.5     | 11.1       |
| Bottled gas.....                            | 4.3                  | 1.9    | 2.4    | .3                           | -            | .2                | 1.1      | .9                        | 1.0                | 1.0                 | -                              | .2       | .2         |
| Fuel oil.....                               | 3.9                  | 1.2    | 2.8    | -                            | -            | -                 | .4       | .9                        | 1.7                | 1.2                 | 2.1                            | .3       | .4         |
| Kerosene or other liquid fuel.....          | 2.5                  | 1.5    | .9     | -                            | -            | .2                | .7       | .2                        | -                  | .3                  | .5                             | .6       | -          |
| Coal or coke.....                           | -                    | -      | -      | -                            | -            | -                 | -        | -                         | -                  | -                   | -                              | -        | -          |
| Wood.....                                   | 20.9                 | 14.8   | 6.3    | 3.6                          | -            | .2                | -        | .4                        | 4.1                | 1.6                 | 2.1                            | 12.4     | 1.6        |
| Solar energy.....                           | -                    | -      | -      | -                            | -            | -                 | -        | -                         | -                  | -                   | -                              | -        | -          |
| Other.....                                  | .3                   | -      | .3     | -                            | -            | -                 | -        | -                         | -                  | -                   | -                              | .3       | -          |

<sup>1</sup>See back cover for details.

<sup>2</sup>Figures may not add to total because more than one category may apply to a unit.



**Table 5-6. Failures in Equipment - Occupied Units with Black Householder**

[Numbers in thousands. For meaning of symbols, see text.]

| Characteristics   | Total occupied units | Tenure       |              | Housing unit characteristics |              |                   | Household characteristics |               |                    | Selected subareas <sup>1</sup> |             |             |             |
|---|----------------------|--------------|--------------|------------------------------|--------------|-------------------|---------------------------|---------------|--------------------|--------------------------------|-------------|-------------|-------------|
|   |                      | Owner        | Renter       | New construction 4 yrs       | Mobile homes | Physical problems |                           | Elderly (65+) | Moved in past year | Below poverty level            | Area one    | Area two    | Area three  |
|   |                      |              |              |                              |              | Severe            | Moderate                  |               |                    |                                |             |             |             |
| <b>Total</b> .....  | <b>256.3</b>         | <b>108.6</b> | <b>147.7</b> | <b>18.4</b>                  | <b>-</b>     | <b>5.7</b>        | <b>18.9</b>               | <b>28.4</b>   | <b>73.8</b>        | <b>61.5</b>                    | <b>96.2</b> | <b>70.2</b> | <b>17.5</b> |
| <b>Water Supply Stoppage</b>  |                      |              |              |                              |              |                   |                           |               |                    |                                |             |             |             |
| With hot and cold piped water.....                                      | 255.3                | 108.6        | 146.6        | 18.4                         | -            | 4.7               | 18.9                      | 28.4          | 73.7               | 61.0                           | 95.6        | 70.2        | 17.5        |
| No stoppage in last 3 months.....                                       | 244.2                | 106.4        | 137.8        | 17.4                         | -            | 3.8               | 17.5                      | 27.4          | 69.7               | 57.8                           | 91.2        | 67.3        | 15.2        |
| With stoppage in last 3 months.....                                     | 6.3                  | 1.3          | 5.0          | .5                           | -            | .7                | .9                        | .5            | 1.8                | 1.3                            | 3.1         | 2.0         | .2          |
| No stoppage lasting 6 hours or more.....                                | 1.4                  | .2           | 1.2          | -                            | -            | -                 | .2                        | .3            | .5                 | -                              | .4          | .7          | -           |
| 1 time lasting 6 hours or more.....                                     | 3.0                  | .2           | 2.8          | .2                           | -            | .4                | .4                        | .2            | .8                 | .9                             | 1.8         | .5          | .2          |
| 2 times.....  | .4                   | -            | .4           | -                            | -            | -                 | -                         | -             | .2                 | .2                             | .2          | -           | -           |
| 3 times.....  | -                    | -            | -            | -                            | -            | -                 | -                         | -             | -                  | -                              | -           | -           | -           |
| 4 times or more.....  | .5                   | .2           | .2           | -                            | -            | .2                | .2                        | -             | .2                 | .2                             | .5          | -           | -           |
| Number of times not reported.....                                       | 1.0                  | .6           | .4           | .3                           | -            | -                 | -                         | -             | .3                 | -                              | .3          | .7          | -           |
| Stoppage not reported.....  | 4.8                  | 1.0          | 3.8          | .5                           | -            | .2                | .5                        | .5            | 2.1                | 1.9                            | 1.3         | .9          | 2.1         |
| <b>Flush Toilet Breakdowns</b>  |                      |              |              |                              |              |                   |                           |               |                    |                                |             |             |             |
| With one or more flush toilets.....                                     | 255.0                | 108.6        | 146.3        | 18.4                         | -            | 4.3               | 18.9                      | 28.4          | 73.4               | 61.0                           | 95.3        | 70.2        | 17.5        |
| With at least one working toilet at all times in last 3 months.....     | 238.5                | 102.5        | 136.0        | 16.5                         | -            | 3.9               | 16.4                      | 26.9          | 68.3               | 55.6                           | 86.4        | 66.1        | 16.2        |
| None working some time in last 3 months.....                            | 13.6                 | 4.9          | 8.7          | 1.8                          | -            | .5                | 2.5                       | 1.1           | 4.6                | 4.2                            | 7.5         | 3.2         | .8          |
| No breakdowns lasting 6 hours or more.....                              | 2.7                  | .8           | 1.8          | .7                           | -            | -                 | .4                        | .3            | .5                 | 1.2                            | 1.2         | 1.0         | -           |
| 1 time lasting 6 hours or more.....                                     | 7.0                  | 2.9          | 4.1          | .8                           | -            | .5                | .7                        | .3            | 2.7                | 1.7                            | 3.5         | 1.9         | .3          |
| 2 times.....  | 1.8                  | -            | 1.6          | -                            | -            | -                 | .1                        | -             | 1.0                | .6                             | 1.0         | .3          | .3          |
| 3 times.....  | .4                   | -            | .4           | -                            | -            | -                 | -                         | -             | -                  | .2                             | .4          | -           | -           |
| 4 times or more.....  | .5                   | .3           | .2           | -                            | -            | -                 | .5                        | -             | .2                 | .4                             | .8          | -           | .2          |
| Number of times not reported.....                                       | 1.3                  | .8           | .4           | .3                           | -            | -                 | .2                        | .5            | .2                 | .4                             | .8          | -           | .2          |
| Breakdowns not reported.....  | 2.9                  | 1.2          | 1.7          | .3                           | -            | -                 | -                         | .3            | .5                 | 1.2                            | 1.4         | 1.0         | .5          |
| <b>Sewage Disposal Breakdowns</b>                                       |                      |              |              |                              |              |                   |                           |               |                    |                                |             |             |             |
| With public sewer.....  | 239.6                | 96.7         | 142.9        | 16.5                         | -            | 5.3               | 16.5                      | 25.9          | 71.3               | 58.4                           | 94.2        | 67.2        | 17.2        |
| No breakdowns in last 3 months.....                                     | 237.1                | 96.1         | 141.1        | 16.5                         | -            | 4.8               | 16.1                      | 25.6          | 70.3               | 57.7                           | 92.5        | 66.7        | 17.2        |
| With breakdowns in last 3 months.....                                   | 2.5                  | .6           | 1.8          | -                            | -            | .4                | .4                        | .3            | 1.0                | .7                             | 1.7         | .5          | -           |
| No breakdowns lasting 6 hours or more.....                              | 1.0                  | .3           | .7           | -                            | -            | -                 | .2                        | -             | .4                 | .2                             | .7          | -           | -           |
| 1 time lasting 6 hours or more.....                                     | 1.1                  | .3           | .8           | -                            | -            | .2                | -                         | .3            | .5                 | -                              | .5          | .5          | -           |
| 2 times.....  | -                    | -            | -            | -                            | -            | -                 | -                         | -             | -                  | -                              | -           | -           | -           |
| 3 times.....  | .4                   | -            | .4           | -                            | -            | .2                | .2                        | -             | -                  | .4                             | .4          | -           | -           |
| 4 times or more.....  | -                    | -            | -            | -                            | -            | -                 | -                         | -             | -                  | -                              | -           | -           | -           |
| With septic tank or cesspool.....                                       | 16.3                 | 11.9         | 4.3          | 1.9                          | -            | -                 | 2.4                       | 2.4           | 2.5                | 2.9                            | 1.9         | 3.0         | .3          |
| No breakdowns in last 3 months.....                                     | 16.1                 | 11.9         | 4.1          | 1.9                          | -            | -                 | 2.4                       | 2.4           | 2.5                | 2.9                            | 1.9         | 3.0         | .3          |
| With breakdowns in last 3 months.....                                   | .2                   | -            | .2           | -                            | -            | -                 | -                         | -             | -                  | -                              | -           | -           | -           |
| No breakdowns lasting 6 hours or more.....                              | -                    | -            | -            | -                            | -            | -                 | -                         | -             | -                  | -                              | -           | -           | -           |
| 1 time lasting 6 hours or more.....                                     | -                    | -            | -            | -                            | -            | -                 | -                         | -             | -                  | -                              | -           | -           | -           |
| 2 times.....  | -                    | -            | -            | -                            | -            | -                 | -                         | -             | -                  | -                              | -           | -           | -           |
| 3 times.....  | -                    | -            | -            | -                            | -            | -                 | -                         | -             | -                  | -                              | -           | -           | -           |
| 4 times or more.....  | .2                   | -            | .2           | -                            | -            | -                 | -                         | -             | -                  | -                              | -           | -           | -           |
| <b>Heating Problems</b>   |                      |              |              |                              |              |                   |                           |               |                    |                                |             |             |             |
| With heating equipment and occupied last winter.....                    | 226.3                | 105.6        | 120.8        | 14.5                         | -            | 4.8               | 17.6                      | 27.4          | 45.3               | 51.1                           | 84.7        | 61.3        | 11.9        |
| Not uncomfortably cold for 24 hours or more last winter.....            | 210.7                | 100.4        | 110.3        | 14.5                         | -            | 3.0               | 15.1                      | 25.9          | 42.5               | 44.4                           | 74.7        | 58.3        | 10.6        |
| Uncomfortably cold for 24 hours or more last winter? <sup>2</sup> ..... | 15.0                 | 4.5          | 10.5         | -                            | -            | 1.7               | 2.5                       | 1.5           | 2.9                | 6.5                            | 9.6         | 3.0         | 1.0         |
| Equipment breakdowns.....   | 7.7                  | 2.1          | 5.6          | -                            | -            | 1.5               | .9                        | .2            | 1.1                | 2.8                            | 5.0         | 1.1         | .8          |
| No breakdowns lasting 6 hours or more.....                              | .7                   | -            | .7           | -                            | -            | -                 | -                         | -             | .2                 | .2                             | .2          | .3          | -           |
| 1 time lasting 6 hours or more.....                                     | 4.3                  | 1.6          | 2.7          | -                            | -            | .2                | .6                        | .2            | .4                 | .6                             | 2.3         | .8          | .6          |
| 2 times.....  | .7                   | -            | .7           | -                            | -            | -                 | .2                        | -             | .7                 | .7                             | .7          | -           | -           |
| 3 times.....  | .7                   | .2           | .4           | -                            | -            | .7                | -                         | -             | .2                 | .7                             | .7          | -           | -           |
| 4 times or more.....  | .6                   | -            | .6           | -                            | -            | .6                | -                         | -             | -                  | .2                             | .4          | -           | .2          |
| Number of times not reported.....                                       | .7                   | .3           | .4           | -                            | -            | -                 | -                         | -             | .3                 | .4                             | .7          | -           | -           |
| Other causes.....   | 8.2                  | 2.5          | 5.6          | -                            | -            | .4                | 1.6                       | 1.3           | 2.0                | 3.8                            | 6.0         | 1.5         | -           |
| Utility interruption.....   | 1.2                  | .3           | .8           | -                            | -            | -                 | -                         | -             | .8                 | .5                             | .8          | -           | -           |
| Inadequate heating capacity.....  | 3.8                  | 1.6          | 2.2          | -                            | -            | .4                | .8                        | .8            | .5                 | 2.0                            | 3.0         | .8          | -           |
| Inadequate insulation.....  | 2.0                  | -            | 2.0          | -                            | -            | -                 | .5                        | .3            | .3                 | .9                             | 1.2         | .4          | -           |
| Other.....  | .9                   | .3           | .7           | -                            | -            | -                 | -                         | .2            | .3                 | .4                             | .9          | -           | -           |
| Not reported.....   | .3                   | .3           | -            | -                            | -            | -                 | .3                        | -             | .3                 | -                              | -           | .3          | -           |
| Reason for discomfort not reported.....                                 | .7                   | .2           | .5           | -                            | -            | -                 | -                         | .2            | -                  | .2                             | .2          | .3          | .2          |
| Discomfort not reported.....  | .6                   | .6           | -            | -                            | -            | -                 | -                         | -             | -                  | .3                             | .3          | -           | .3          |
| <b>Electric Fuses and Circuit Breakers</b>                              |                      |              |              |                              |              |                   |                           |               |                    |                                |             |             |             |
| With electrical wiring.....   | 256.3                | 108.6        | 147.7        | 18.4                         | -            | 5.7               | 18.9                      | 28.4          | 73.8               | 61.5                           | 96.2        | 70.2        | 17.5        |
| No fuses or breakers blown in last 3 mo.....                            | 227.0                | 94.7         | 132.2        | 16.6                         | -            | 4.6               | 15.2                      | 26.2          | 66.3               | 55.7                           | 83.6        | 60.6        | 14.8        |
| With fuses or breakers blown in last 3 mo.....                          | 24.6                 | 12.4         | 12.2         | 1.5                          | -            | .4                | 3.2                       | 1.7           | 5.8                | 4.7                            | 10.2        | 8.9         | 1.7         |
| 1 time.....   | 12.3                 | 6.2          | 6.1          | .8                           | -            | .2                | 1.4                       | 1.3           | 3.9                | 2.1                            | 5.4         | 3.2         | .9          |
| 2 times.....  | 4.6                  | 2.9          | 1.7          | .5                           | -            | -                 | 1.0                       | -             | .6                 | .8                             | 1.8         | 1.5         | .6          |
| 3 times.....  | 2.9                  | 1.1          | 1.8          | -                            | -            | .2                | .2                        | -             | .7                 | .6                             | 1.5         | 1.4         | -           |
| 4 times or more.....  | 2.9                  | 1.2          | 1.7          | -                            | -            | -                 | .4                        | .4            | .2                 | .8                             | 1.0         | 1.7         | .2          |
| Number of times not reported.....                                       | 1.8                  | .9           | .9           | .2                           | -            | -                 | .2                        | -             | .2                 | .6                             | .5          | 1.0         | .7          |
| Problem not reported or don't know.....                                 | 4.7                  | 1.5          | 3.2          | .3                           | -            | .6                | .5                        | .5            | 1.7                | 1.1                            | 2.4         | .7          | 1.0         |

<sup>1</sup>See back cover for details.

<sup>2</sup>Other causes and equipment breakdowns may not add to total as both may be reported.

Table 5-7. Additional Indicators of Housing Quality - Occupied Units with Black Householder

[Numbers in thousands. For meaning of symbols, see text.]

| Characteristics  | Total occupied units | Tenure       |              | Housing unit characteristics |              |                   |             | Household characteristics |                    |                     | Selected subareas <sup>1</sup> |             |             |
|--|----------------------|--------------|--------------|------------------------------|--------------|-------------------|-------------|---------------------------|--------------------|---------------------|--------------------------------|-------------|-------------|
|  |                      | Owner        | Renter       | New construction 4 yrs       | Mobile homes | Physical problems |             | Elderly (65+)             | Moved in past year | Below poverty level | Area one                       | Area two    | Area three  |
|  |                      |              |              |                              |              | Severe            | Moderate    |                           |                    |                     |                                |             |             |
| <b>Total</b> .....   | <b>256.3</b>         | <b>108.6</b> | <b>147.7</b> | <b>18.4</b>                  | <b>-</b>     | <b>5.7</b>        | <b>18.9</b> | <b>28.4</b>               | <b>73.8</b>        | <b>61.5</b>         | <b>96.2</b>                    | <b>70.2</b> | <b>17.5</b> |
| <b>Selected Amenities<sup>2</sup></b>                      |                      |              |              |                              |              |                   |             |                           |                    |                     |                                |             |             |
| Porch, deck, balcony, or patio .....                       | 204.4                | 95.9         | 108.5        | 16.7                         | -            | 4.3               | 15.8        | 21.6                      | 54.1               | 41.3                | 67.0                           | 62.5        | 15.1        |
| Not reported .....   | .6                   | -            | .6           | -                            | -            | -                 | -           | -                         | .4                 | -                   | .4                             | .2          | -           |
| Telephone available .....                                  | 217.3                | 105.0        | 112.3        | 16.6                         | -            | 3.7               | 15.0        | 25.2                      | 52.9               | 44.1                | 73.9                           | 63.5        | 15.6        |
| Usable fireplace .....                                     | 60.5                 | 44.7         | 15.8         | 11.5                         | -            | .7                | 2.3         | 4.4                       | 13.2               | 4.6                 | 9.3                            | 27.3        | 5.3         |
| Separate dining room .....                                 | 120.2                | 68.1         | 54.1         | 10.9                         | -            | 1.3               | 6.2         | 10.9                      | 28.8               | 17.0                | 37.7                           | 41.2        | 8.6         |
| With 2 or more living rooms or recreation rooms, etc. .... | 70.3                 | 56.2         | 14.1         | 8.4                          | -            | .4                | 3.5         | 6.4                       | 11.5               | 5.7                 | 18.1                           | 29.1        | 3.1         |
| Garage or carport included with home .....                 | 83.0                 | 72.4         | 10.6         | 11.6                         | -            | 1.0               | 2.4         | 10.4                      | 12.2               | 6.2                 | 22.2                           | 33.1        | 3.1         |
| Not included .....   | 170.8                | 36.2         | 134.6        | 6.7                          | -            | 4.7               | 16.5        | 17.7                      | 61.1               | 54.9                | 73.2                           | 36.7        | 13.9        |
| Offstreet parking included .....                           | 151.9                | 33.6         | 118.3        | 6.7                          | -            | 3.2               | 14.2        | 12.9                      | 54.4               | 43.8                | 59.6                           | 35.4        | 13.5        |
| Offstreet parking not reported .....                       | -                    | -            | -            | -                            | -            | -                 | -           | -                         | -                  | -                   | -                              | -           | -           |
| Garage or carport not reported .....                       | 2.5                  | -            | 2.5          | -                            | -            | -                 | -           | .2                        | .5                 | .4                  | .8                             | .5          | .5          |
| <b>Cars and Trucks Available</b>                           |                      |              |              |                              |              |                   |             |                           |                    |                     |                                |             |             |
| No cars, trucks, or vans .....                             | 61.9                 | 7.6          | 54.2         | .6                           | -            | 2.9               | 6.5         | 10.3                      | 26.0               | 36.5                | 41.9                           | 9.2         | 1.5         |
| Other household vehicles without cars .....                | 2.9                  | 1.6          | 1.3          | -                            | -            | -                 | .3          | .7                        | .7                 | .6                  | .8                             | .8          | .3          |
| 1 car with or without trucks or vans .....                 | 112.0                | 45.5         | 66.5         | 10.1                         | -            | 2.4               | 6.7         | 11.2                      | 30.8               | 19.5                | 37.4                           | 31.0        | 8.7         |
| 2 cars .....   | 64.7                 | 40.7         | 24.1         | 6.4                          | -            | -                 | 5.3         | 4.9                       | 14.2               | 4.3                 | 13.7                           | 23.6        | 6.6         |
| 3 or more cars .....                                       | 14.9                 | 13.3         | 1.6          | 1.3                          | -            | .4                | 2           | 1.3                       | 2.0                | .5                  | 2.4                            | 5.6         | .5          |
| With cars, no trucks or vans .....                         | 154.7                | 72.1         | 82.7         | 15.3                         | -            | 2.6               | 10.1        | 14.5                      | 42.5               | 21.9                | 43.6                           | 47.3        | 14.2        |
| 1 truck or van with or without cars .....                  | 34.7                 | 24.1         | 10.6         | 2.1                          | -            | .2                | 2.0         | 3.2                       | 4.7                | 2.7                 | 8.6                            | 11.9        | 1.8         |
| 2 or more trucks or vans .....                             | 5.0                  | 4.8          | .2           | .3                           | -            | -                 | .4          | .4                        | .5                 | .4                  | 2.0                            | 1.8         | -           |
| <b>Owner or Manager on Property</b>                        |                      |              |              |                              |              |                   |             |                           |                    |                     |                                |             |             |
| Rental, multiunit <sup>3</sup> .....                       | 118.4                | -            | 118.4        | 5.1                          | -            | 3.5               | 6.9         | 6.9                       | 53.5               | 41.9                | 49.3                           | 25.6        | 12.2        |
| Owner or manager lives on property .....                   | 29.0                 | -            | 29.0         | 2.7                          | -            | .7                | 1.5         | 1.4                       | 12.6               | 6.9                 | 7.8                            | 9.8         | 4.3         |
| Neither owner nor manager lives on property .....          | 89.4                 | -            | 89.4         | 2.4                          | -            | 2.8               | 5.5         | 5.5                       | 40.9               | 35.0                | 41.5                           | 15.8        | 7.9         |
| <b>Selected Deficiencies<sup>2</sup></b>                   |                      |              |              |                              |              |                   |             |                           |                    |                     |                                |             |             |
| Signs of rats in last 3 months .....                       | 19.4                 | 6.1          | 13.3         | .3                           | -            | 1.9               | 4.8         | 2.7                       | 5.4                | 5.9                 | 12.0                           | 2.2         | 1.5         |
| Holes in floors .....                                      | 3.3                  | 1.2          | 2.1          | -                            | -            | .6                | 1.4         | .2                        | .2                 | 1.5                 | 2.3                            | .5          | .2          |
| Open cracks or holes (interior) .....                      | 17.0                 | 5.0          | 12.0         | .3                           | -            | 1.0               | 8.0         | 2.1                       | 3.5                | 6.3                 | 8.0                            | 2.5         | 2.2         |
| Broken plaster or peeling paint (interior) .....           | 12.6                 | 4.5          | 8.1          | -                            | -            | 1.3               | 5.1         | 1.8                       | 2.4                | 6.5                 | 8.0                            | 2.0         | .8          |
| No electrical wiring .....                                 | -                    | -            | -            | -                            | -            | -                 | -           | -                         | -                  | -                   | -                              | -           | -           |
| Exposed wiring .....                                       | 6.8                  | 2.4          | 4.5          | .5                           | -            | .2                | 1.2         | .4                        | 2.2                | 2.3                 | 1.7                            | 2.5         | 1.2         |
| Rooms without electric outlets .....                       | 2.9                  | 1.0          | 1.9          | -                            | -            | -                 | .3          | .8                        | .8                 | .6                  | 1.8                            | .4          | .2          |
| <b>Water Leakage During Last 12 Months</b>                 |                      |              |              |                              |              |                   |             |                           |                    |                     |                                |             |             |
| No leakage from inside structure .....                     | 208.6                | 94.8         | 113.8        | 14.5                         | -            | 4.6               | 11.4        | 26.4                      | 60.3               | 46.5                | 76.5                           | 58.0        | 12.3        |
| With leakage from inside structure <sup>2</sup> .....      | 46.5                 | 13.6         | 32.9         | 3.3                          | -            | 1.1               | 7.5         | 1.9                       | 12.7               | 14.3                | 19.2                           | 12.2        | 4.5         |
| Fixtures backed up or overflowed .....                     | 17.5                 | 7.2          | 10.2         | 1.5                          | -            | .4                | 2.0         | 1.2                       | 3.9                | 5.1                 | 7.2                            | 6.5         | .8          |
| Pipes leaked .....   | 24.6                 | 4.9          | 19.6         | 1.6                          | -            | .9                | 5.3         | .8                        | 7.5                | 7.3                 | 9.0                            | 5.4         | 3.4         |
| Other or unknown (includes not reported) .....             | 5.1                  | 1.4          | 3.7          | .2                           | -            | -                 | .4          | -                         | 1.7                | 2.1                 | 3.2                            | .8          | .4          |
| Interior leakage not reported .....                        | 1.2                  | .3           | .9           | .5                           | -            | -                 | -           | -                         | .7                 | .7                  | .5                             | -           | .7          |
| No leakage from outside structure .....                    | 214.9                | 88.6         | 126.4        | 16.1                         | -            | 4.8               | 12.1        | 26.0                      | 64.1               | 53.0                | 81.3                           | 58.7        | 13.9        |
| With leakage from outside structure <sup>2</sup> .....     | 39.6                 | 18.9         | 20.6         | 2.1                          | -            | .9                | 6.6         | 2.4                       | 8.9                | 7.9                 | 14.7                           | 10.9        | 2.6         |
| Roof .....   | 19.7                 | 9.1          | 10.5         | .5                           | -            | .4                | 3.4         | .7                        | 3.8                | 4.3                 | 7.2                            | 5.1         | 1.0         |
| Basement .....   | 7.4                  | 5.0          | 2.4          | .8                           | -            | -                 | 1.4         | .6                        | 1.1                | .5                  | 2.3                            | 1.7         | .5          |
| Walls, closed windows, or doors .....                      | 8.2                  | 3.1          | 5.1          | 1.0                          | -            | .5                | 1.5         | 1.0                       | 2.9                | 1.9                 | 2.8                            | 2.7         | .9          |
| Other or unknown (includes not reported) .....             | 6.1                  | 2.6          | 3.5          | .5                           | -            | -                 | .5          | .4                        | 1.6                | 1.5                 | 3.0                            | 1.5         | .2          |
| Exterior leakage not reported .....                        | 1.8                  | 1.1          | .7           | .3                           | -            | -                 | .2          | -                         | .7                 | .7                  | .2                             | .6          | 1.0         |
| <b>Overall Opinion of Structure</b>                        |                      |              |              |                              |              |                   |             |                           |                    |                     |                                |             |             |
| 1 (worst) .....  | 3.1                  | .7           | 2.4          | -                            | -            | .5                | 1.5         | .5                        | 1.6                | 1.1                 | 2.1                            | .4          | .2          |
| 2 .....  | 3.1                  | .2           | 2.9          | -                            | -            | -                 | 1.3         | .2                        | 2.0                | 2.2                 | 1.6                            | .7          | -           |
| 3 .....  | 2.0                  | -            | 2.0          | -                            | -            | .5                | .7          | .2                        | .7                 | 1.3                 | 1.1                            | -           | .2          |
| 4 .....  | 3.7                  | .5           | 3.2          | -                            | -            | -                 | .9          | .5                        | 1.4                | 1.1                 | 1.0                            | .9          | .3          |
| 5 .....  | 23.6                 | 5.8          | 17.8         | 1.3                          | -            | .6                | 4.9         | 2.2                       | 6.0                | 7.8                 | 13.2                           | 2.9         | .9          |
| 6 .....  | 19.5                 | 7.1          | 12.3         | .3                           | -            | -                 | 1.5         | 1.5                       | 7.7                | 4.8                 | 7.7                            | 4.1         | 1.6         |
| 7 .....  | 37.4                 | 12.6         | 24.8         | 1.7                          | -            | .6                | 2.0         | 1.7                       | 9.9                | 7.4                 | 15.5                           | 10.7        | 3.3         |
| 8 .....  | 62.4                 | 26.3         | 36.1         | 4.6                          | -            | .5                | 1.8         | 4.7                       | 19.8               | 13.9                | 20.2                           | 17.9        | 5.2         |
| 9 .....  | 31.0                 | 14.0         | 17.0         | 3.1                          | -            | .3                | 1.2         | 2.4                       | 9.3                | 5.7                 | 7.2                            | 10.6        | 2.2         |
| 10 (best) .....  | 67.9                 | 40.8         | 27.1         | 6.9                          | -            | 2.7               | 2.5         | 13.9                      | 13.8               | 15.1                | 25.2                           | 21.8        | 2.9         |
| Not reported .....   | 2.7                  | .6           | 2.1          | .5                           | -            | -                 | .7          | .5                        | 1.5                | 1.3                 | 1.3                            | .3          | .7          |
| <b>Selected Physical Problems</b>                          |                      |              |              |                              |              |                   |             |                           |                    |                     |                                |             |             |
| Severe physical problems <sup>2</sup> .....                | 5.7                  | .7           | 5.0          | -                            | -            | 5.7               | -           | .9                        | 1.6                | 2.9                 | 4.3                            | -           | .4          |
| Plumbing .....   | 3.8                  | .4           | 3.3          | -                            | -            | 3.8               | -           | .7                        | 1.3                | 1.8                 | 2.6                            | -           | .2          |
| Heating .....  | 1.3                  | .2           | 1.1          | -                            | -            | 1.3               | -           | -                         | .2                 | .9                  | 1.1                            | -           | .2          |
| Electric .....   | .2                   | -            | .2           | -                            | -            | .2                | -           | -                         | -                  | .2                  | .2                             | -           | -           |
| Upkeep .....   | .6                   | -            | .6           | -                            | -            | .6                | -           | .2                        | -                  | -                   | .6                             | -           | -           |
| Hallways .....   | -                    | -            | -            | -                            | -            | -                 | -           | -                         | -                  | -                   | -                              | -           | -           |
| Moderate physical problems <sup>2</sup> .....              | 18.9                 | 6.8          | 12.1         | -                            | -            | -                 | 18.9        | 3.5                       | 4.4                | 7.4                 | 9.0                            | 2.6         | 1.5         |
| Plumbing .....   | 1.0                  | .3           | .7           | -                            | -            | -                 | 1.0         | -                         | .2                 | .2                  | 1.0                            | -           | -           |
| Heating .....  | 9.6                  | 4.2          | 5.4          | -                            | -            | -                 | 9.6         | 2.2                       | 1.8                | 4.2                 | 4.0                            | 1.3         | -           |
| Upkeep .....   | 8.2                  | 2.5          | 5.7          | -                            | -            | -                 | 8.2         | .9                        | 1.4                | 3.4                 | 4.4                            | 1.0         | 1.1         |
| Hallways .....   | .6                   | -            | .6           | -                            | -            | -                 | .6          | -                         | .2                 | .2                  | .2                             | -           | .2          |
| Kitchen .....  | 1.0                  | .3           | .6           | -                            | -            | -                 | 1.0         | .4                        | 1.0                | .4                  | .4                             | .3          | .2          |

<sup>1</sup>See back cover for details.<sup>2</sup>Figures may not add to total because more than one category may apply to a unit.<sup>3</sup>Two or more units of any tenure in the structure.

**Table 5-8. Neighborhood - Occupied Units with Black Householder**

[Numbers in thousands. For meaning of symbols, see text.]

| Characteristics  | Total occupied units | Tenure       |              | Housing unit characteristics |              |                   |             | Household characteristics |                    |                     | Selected subareas <sup>1</sup> |             |             |
|--|----------------------|--------------|--------------|------------------------------|--------------|-------------------|-------------|---------------------------|--------------------|---------------------|--------------------------------|-------------|-------------|
|  |                      | Owner        | Renter       | New construction 4 yrs       | Mobile homes | Physical problems |             | Elderly (65+)             | Moved in past year | Below poverty level | Area one                       | Area two    | Area three  |
|  |                      |              |              |                              |              | Severe            | Moderate    |                           |                    |                     |                                |             |             |
| <b>Total</b> .....   | <b>256.3</b>         | <b>108.6</b> | <b>147.7</b> | <b>18.4</b>                  | -            | <b>5.7</b>        | <b>18.9</b> | <b>28.4</b>               | <b>73.8</b>        | <b>61.5</b>         | <b>96.2</b>                    | <b>70.2</b> | <b>17.5</b> |
| <b>Overall Opinion of Neighborhood</b>                     |                      |              |              |                              |              |                   |             |                           |                    |                     |                                |             |             |
| 1 (worst).....   | 9.0                  | 1.6          | 7.3          | -                            | -            | .8                | 1.3         | .3                        | 3.4                | 5.0                 | 5.7                            | 1.6         | -           |
| 2.....   | 5.4                  | .7           | 4.7          | -                            | -            | .6                | 1.1         | .8                        | 2.1                | 2.4                 | 4.4                            | .2          | .2          |
| 3.....   | 8.1                  | 1.8          | 6.3          | .3                           | -            | .3                | .6          | .3                        | 4.0                | 3.2                 | 4.0                            | 1.9         | .3          |
| 4.....   | .9                   | .9           | 3.2          | -                            | -            | -                 | .9          | .3                        | 1.5                | 1.9                 | 1.9                            | 1.4         | -           |
| 5.....   | 23.8                 | 6.1          | 17.7         | .5                           | -            | -                 | 2.1         | 1.7                       | 5.5                | 6.6                 | 15.1                           | 3.7         | .9          |
| 6.....   | 18.3                 | 5.6          | 12.7         | .3                           | -            | .6                | 1.6         | 1.0                       | 6.6                | 3.4                 | 7.0                            | 3.9         | 1.8         |
| 7.....   | 28.1                 | 9.0          | 19.1         | 1.6                          | -            | .4                | 1.4         | 2.7                       | 8.2                | 5.5                 | 10.6                           | 8.1         | 2.8         |
| 8.....   | 54.5                 | 25.1         | 29.5         | 3.1                          | -            | .4                | 4.2         | 6.2                       | 14.7               | 10.1                | 18.4                           | 16.9        | 4.9         |
| 9.....   | 35.9                 | 19.7         | 16.2         | 3.6                          | -            | .4                | 2.2         | 3.2                       | 10.9               | 6.3                 | 8.3                            | 12.2        | 2.0         |
| 10 (best).....   | 64.5                 | 37.0         | 27.5         | 8.7                          | -            | 2.1               | 3.5         | 11.4                      | 14.7               | 12.6                | 20.1                           | 19.7        | 3.7         |
| No neighborhood.....                                       | 1.0                  | -            | 1.0          | -                            | -            | -                 | -           | .3                        | .6                 | .4                  | .6                             | .3          | -           |
| Not reported.....  | 3.7                  | 1.1          | 2.6          | .3                           | -            | -                 | .2          | -                         | 1.6                | 2.0                 | 2.1                            | .2          | .9          |
| <b>Neighborhood Conditions</b>                             |                      |              |              |                              |              |                   |             |                           |                    |                     |                                |             |             |
| With neighborhood.....                                     | 251.7                | 107.5        | 144.1        | 18.1                         | -            | 5.7               | 18.7        | 27.8                      | 71.6               | 59.1                | 93.4                           | 69.7        | 16.6        |
| No problems.....   | 138.1                | 64.0         | 74.0         | 11.5                         | -            | 3.1               | 9.5         | 19.9                      | 40.0               | 28.7                | 39.0                           | 42.2        | 9.1         |
| With problems <sup>2</sup> .....                           | 111.2                | 42.4         | 68.8         | 6.4                          | -            | 2.6               | 8.9         | 7.7                       | 31.4               | 29.8                | 54.2                           | 26.1        | 7.5         |
| Crime.....   | 35.5                 | 8.7          | 26.7         | .8                           | -            | 1.3               | 2.7         | 1.7                       | 11.0               | 14.2                | 25.0                           | 4.9         | .7          |
| Noise.....   | 21.0                 | 5.6          | 15.4         | 1.3                          | -            | .4                | 3.6         | 1.9                       | 7.7                | 5.3                 | 8.2                            | 5.2         | 1.6         |
| Traffic.....   | 11.4                 | 3.9          | 7.6          | -                            | -            | .5                | 1.5         | 1.3                       | 2.6                | 1.8                 | 5.4                            | 3.7         | 1.0         |
| Litter or housing deterioration.....                       | 10.2                 | 6.6          | 3.6          | .8                           | -            | .8                | .8          | 1.0                       | 3.0                | 1.7                 | 6.0                            | 3.0         | .3          |
| Poor city or county services.....                          | 7.4                  | 4.9          | 2.5          | 1.3                          | -            | -                 | .3          | 1.1                       | 2.2                | .9                  | 3.5                            | 2.3         | .8          |
| Undesirable commercial, institutional, industrial.....     | 3.5                  | 1.6          | 1.9          | -                            | -            | -                 | .4          | -                         | .9                 | .2                  | 2.2                            | .8          | -           |
| People.....  | 39.7                 | 11.3         | 28.4         | 1.4                          | -            | .7                | 3.9         | 2.5                       | 13.7               | 12.9                | 19.3                           | 10.0        | 2.4         |
| Other.....   | 17.7                 | 8.9          | 8.8          | 1.6                          | -            | -                 | 1.2         | .9                        | 4.0                | 3.2                 | 5.2                            | 4.4         | 2.3         |
| Type of problem not reported.....                          | 4.5                  | 2.8          | 1.7          | 1.1                          | -            | -                 | .2          | -                         | 1.3                | -                   | 1.1                            | .8          | .4          |
| Presence of problems not reported.....                     | 2.4                  | 1.1          | 1.3          | .3                           | -            | -                 | .2          | .2                        | .2                 | .6                  | .2                             | 1.4         | -           |
| <b>Description of Area Within 300 Feet<sup>2</sup></b>     |                      |              |              |                              |              |                   |             |                           |                    |                     |                                |             |             |
| Single-family detached houses.....                         | 144.5                | 104.8        | 39.7         | 12.5                         | -            | 2.9               | 13.7        | 20.5                      | 24.7               | 24.8                | 54.2                           | 45.1        | 4.4         |
| Only single-family detached.....                           | 4.3                  | 2.7          | 1.7          | -                            | -            | .3                | .4          | 1.5                       | .8                 | 1.5                 | 2.2                            | .4          | -           |
| Single-family attached or 1 to 3 story multiunit.....      | 119.5                | 6.7          | 112.8        | 6.3                          | -            | 4.8               | 8.1         | 5.9                       | 51.8               | 38.5                | 44.5                           | 28.1        | 14.0        |
| 4 to 6 story multiunit.....                                | 4.4                  | -            | 4.4          | .3                           | -            | .1                | .3          | .7                        | 1.7                | 2.0                 | 3.9                            | -           | -           |
| 7 stories or more multiunit.....                           | 1.6                  | -            | 1.6          | -                            | -            | -                 | -           | -                         | .3                 | 1.1                 | 1.6                            | -           | -           |
| Mobile homes.....  | .6                   | .3           | .3           | .3                           | -            | -                 | .3          | -                         | .3                 | -                   | -                              | -           | -           |
| Residential parking lots.....                              | 27.6                 | 6.7          | 20.9         | 1.6                          | -            | 2.5               | 3.7         | 4.9                       | 9.4                | 10.8                | 17.3                           | 4.0         | 1.0         |
| Commercial, institutional, or industrial.....              | 63.8                 | 3.3          | 60.5         | 4.2                          | -            | 1.0               | 3.8         | 3.8                       | 28.5               | 19.2                | 22.7                           | 10.1        | 5.8         |
| Body of water.....   | 3.0                  | .7           | 2.3          | .6                           | -            | -                 | .3          | -                         | 1.2                | .2                  | .3                             | -           | 1.2         |
| Open space, park, woods, farm, or ranch.....               | 50.7                 | 20.8         | 29.9         | 8.5                          | -            | 3.0               | 3.4         | 4.4                       | 14.7               | 12.9                | 15.7                           | 13.6        | 1.8         |
| 4+ lane highway, railroad, or airport.....                 | 20.4                 | 4.9          | 15.5         | .9                           | -            | .3                | 1.4         | 2.5                       | 7.2                | 6.5                 | 12.1                           | 3.2         | 1.6         |
| Other.....   | 5.7                  | 2.7          | 3.1          | .6                           | -            | -                 | 1.3         | 1.3                       | 1.4                | 1.8                 | 3.3                            | .4          | .2          |
| Not observed or not reported.....                          | 6.6                  | 2.7          | 3.9          | .6                           | -            | -                 | 1.3         | 1.3                       | 1.4                | 1.8                 | 3.3                            | .7          | .5          |
| <b>Age of Other Residential Buildings Within 300 Feet</b>  |                      |              |              |                              |              |                   |             |                           |                    |                     |                                |             |             |
| Older.....   | 4.4                  | 2.3          | 2.1          | 1.3                          | -            | -                 | -           | .9                        | 1.2                | 1.3                 | 2.6                            | .6          | -           |
| About the same.....  | 221.7                | 95.9         | 125.8        | 15.4                         | -            | 4.2               | 17.8        | 20.5                      | 63.1               | 50.1                | 78.3                           | 66.2        | 17.4        |
| Newer.....   | 3.7                  | 1.6          | 2.2          | -                            | -            | 1.2               | .6          | .4                        | 1.0                | 1.1                 | 2.0                            | 1.1         | .4          |
| Very mixed.....  | 18.6                 | 10.6         | 8.0          | 1.0                          | -            | -                 | 1.8         | 2.1                       | 4.9                | 3.8                 | 6.4                            | 4.8         | .4          |
| No other residential buildings.....                        | 6.4                  | 2.1          | 4.2          | 1.3                          | -            | .5                | .2          | 1.5                       | 1.2                | 1.9                 | 3.8                            | .5          | -           |
| Not reported.....  | 1.8                  | .4           | 1.4          | -                            | -            | -                 | -           | .6                        | -                  | .6                  | .2                             | .3          | .3          |
| <b>Mobile Homes In Group</b>                               |                      |              |              |                              |              |                   |             |                           |                    |                     |                                |             |             |
| Mobile homes.....  | -                    | -            | -            | -                            | -            | -                 | -           | -                         | -                  | -                   | -                              | -           | -           |
| 1 to 6.....  | -                    | -            | -            | -                            | -            | -                 | -           | -                         | -                  | -                   | -                              | -           | -           |
| 7 to 20.....   | -                    | -            | -            | -                            | -            | -                 | -           | -                         | -                  | -                   | -                              | -           | -           |
| 21 or more.....  | -                    | -            | -            | -                            | -            | -                 | -           | -                         | -                  | -                   | -                              | -           | -           |
| <b>Other Buildings Vandalized or With Interior Exposed</b> |                      |              |              |                              |              |                   |             |                           |                    |                     |                                |             |             |
| None.....  | 238.5                | 107.9        | 130.6        | 18.0                         | -            | 3.0               | 19.1        | 23.6                      | 65.8               | 51.5                | 81.0                           | 71.3        | 17.9        |
| 1 building.....  | 3.4                  | 1.1          | 2.3          | -                            | -            | .6                | .2          | .2                        | 2.0                | .6                  | 2.6                            | .6          | -           |
| More than 1 building.....                                  | 7.5                  | 1.2          | 6.3          | -                            | -            | 1.8               | .7          | .8                        | 2.6                | 5.3                 | 7.5                            | -           | -           |
| No buildings within 300 feet.....                          | 3.7                  | 1.7          | 2.0          | .6                           | -            | .5                | -           | .8                        | .5                 | .9                  | 1.3                            | .2          | -           |
| Not reported.....  | 3.5                  | 1.1          | 2.5          | .3                           | -            | -                 | .5          | .5                        | .5                 | .6                  | .9                             | 1.4         | .5          |
| <b>Bars on Windows of Buildings</b>                        |                      |              |              |                              |              |                   |             |                           |                    |                     |                                |             |             |
| With other buildings within 300 feet.....                  | 249.4                | 110.2        | 139.2        | 18.0                         | -            | 5.4               | 20.0        | 24.6                      | 70.4               | 57.4                | 91.1                           | 71.9        | 17.9        |
| No bars on windows.....                                    | 198.4                | 80.3         | 118.2        | 17.1                         | -            | 2.8               | 14.5        | 17.4                      | 61.8               | 44.6                | 58.9                           | 58.9        | 16.9        |
| 1 building with bars.....                                  | 12.4                 | 6.8          | 5.6          | .2                           | -            | .2                | 1.9         | 2.9                       | 2.2                | 2.3                 | 6.0                            | 3.6         | .4          |
| 2 or more buildings with bars.....                         | 35.1                 | 21.1         | 14.0         | .6                           | -            | 2.4               | 3.3         | 3.9                       | 6.5                | 10.3                | 24.1                           | 8.6         | .7          |
| Not reported.....  | 3.4                  | 2.0          | 1.4          | -                            | -            | -                 | .2          | .4                        | -                  | .2                  | 2.1                            | .8          | -           |
| <b>Condition of Streets</b>                                |                      |              |              |                              |              |                   |             |                           |                    |                     |                                |             |             |
| No repairs needed.....                                     | 196.2                | 98.9         | 97.4         | 17.6                         | -            | 4.3               | 12.7        | 17.1                      | 53.9               | 35.6                | 51.0                           | 68.3        | 14.5        |
| Minor repairs needed.....                                  | 49.2                 | 12.5         | 36.7         | 1.0                          | -            | 1.0               | 7.3         | 7.3                       | 14.5               | 19.4                | 36.5                           | 3.4         | 2.7         |
| Major repairs needed.....                                  | 5.1                  | .4           | 4.7          | -                            | -            | -                 | .3          | 1.1                       | 1.7                | 2.9                 | 3.5                            | -           | .7          |
| No streets within 300 feet.....                            | 3.9                  | 1.2          | 2.6          | .3                           | -            | .5                | -           | .4                        | .8                 | 1.0                 | 2.1                            | .9          | -           |
| Not reported.....  | 2.2                  | -            | 2.2          | -                            | -            | -                 | .2          | -                         | .5                 | -                   | .2                             | .9          | .5          |
| <b>Trash, Litter, or Junk on Streets or any Properties</b> |                      |              |              |                              |              |                   |             |                           |                    |                     |                                |             |             |
| None.....  | 185.1                | 91.7         | 93.4         | 15.7                         | -            | 1.4               | 8.2         | 16.9                      | 49.1               | 31.4                | 59.0                           | 58.0        | 13.2        |
| Minor accumulation.....                                    | 63.4                 | 20.4         | 43.0         | 3.3                          | -            | 2.3               | 11.8        | 8.1                       | 19.8               | 22.3                | 27.4                           | 15.1        | 4.9         |
| Major accumulation.....                                    | 6.9                  | .9           | 6.0          | -                            | -            | 2.2               | .5          | .7                        | 2.2                | 5.2                 | 6.7                            | -           | -           |
| Not reported.....  | 1.1                  | -            | 1.1          | -                            | -            | -                 | -           | .3                        | .3                 | -                   | .3                             | .3          | .3          |

<sup>1</sup>See back cover for details.

<sup>2</sup>Figures may not add to total because more than one category may apply to a unit.

Table 5-9. Household Composition - Occupied Units with Black Householder

(Numbers in thousands. For meaning of symbols, see text.)

| Characteristics                                      | Total occupied units | Tenure |        | Housing unit characteristics |              |                   |          | Household characteristics |                    |                     | Selected subareas <sup>1</sup> |          |            |
|--|----------------------|--------|--------|------------------------------|--------------|-------------------|----------|---------------------------|--------------------|---------------------|--------------------------------|----------|------------|
|  |                      | Owner  | Renter | New construction 4 yrs       | Mobile homes | Physical problems |          | Elderly (65+)             | Moved in past year | Below poverty level | Area one                       | Area two | Area three |
|  |                      |        |        |                              |              | Severe            | Moderate |                           |                    |                     |                                |          |            |
| Population in housing units                          | 707.8                | 325.6  | 382.2  | 50.6                         | -            | 13.3              | 58.0     | 56.6                      | 189.9              | 175.6               | 255.1                          | 211.8    | 39.1       |
| Total  | 256.3                | 108.6  | 147.7  | 18.4                         | -            | 5.7               | 18.9     | 28.4                      | 73.8               | 61.5                | 96.2                           | 70.2     | 17.5       |
| <b>Persons</b>                                       |                      |        |        |                              |              |                   |          |                           |                    |                     |                                |          |            |
| 1 person   | 58.9                 | 17.1   | 41.8   | 5.4                          | -            | 3.1               | 4.0      | 11.6                      | 19.1               | 16.2                | 24.6                           | 11.0     | 7.0        |
| 2 persons  | 70.4                 | 31.5   | 38.9   | 4.1                          | -            | .8                | 4.5      | 11.4                      | 20.6               | 14.4                | 26.5                           | 18.6     | 4.5        |
| 3 persons  | 53.4                 | 22.7   | 30.7   | 3.4                          | -            | .7                | 3.0      | 2.0                       | 16.1               | 11.7                | 20.6                           | 16.7     | 3.1        |
| 4 persons  | 40.0                 | 19.2   | 20.8   | 2.8                          | -            | -                 | 3.8      | 1.5                       | 11.4               | 8.9                 | 13.7                           | 12.4     | 1.3        |
| 5 persons  | 21.5                 | 12.0   | 9.5    | 1.1                          | -            | .2                | 1.9      | 1.3                       | 4.6                | 5.4                 | 6.7                            | 7.4      | 1.1        |
| 6 persons  | 7.0                  | 3.5    | 3.6    | 1.2                          | -            | .7                | 1.2      | .4                        | 1.3                | 3.0                 | 2.1                            | 2.5      | .5         |
| 7 persons or more                                    | 5.1                  | 2.7    | 2.4    | .3                           | -            | .2                | .6       | .2                        | .6                 | 1.9                 | 1.9                            | 1.5      | -          |
| Median   | 2.5                  | 2.8    | 2.3    | 2.4                          | -            | -                 | 2.8      | 1.7                       | 2.4                | 2.5                 | 2.4                            | 2.8      | 1.9        |
| <b>Number of Single Children Under 18 Years Old</b>  |                      |        |        |                              |              |                   |          |                           |                    |                     |                                |          |            |
| None   | 126.7                | 54.9   | 71.8   | 9.5                          | -            | 3.9               | 8.6      | 25.8                      | 36.6               | 23.7                | 49.2                           | 31.4     | 10.8       |
| 1  | 60.8                 | 29.4   | 31.4   | 3.5                          | -            | .7                | 3.3      | 1.1                       | 15.7               | 11.4                | 19.5                           | 20.4     | 3.5        |
| 2  | 41.9                 | 15.9   | 26.0   | 3.2                          | -            | .2                | 3.4      | .2                        | 10.6               | 12.4                | 16.3                           | 11.8     | 1.4        |
| 3  | 16.1                 | 6.0    | 10.1   | 1.3                          | -            | -                 | 1.7      | 1.0                       | 7.7                | 7.3                 | 5.9                            | 4.3      | 1.3        |
| 4  | 7.5                  | 1.5    | 6.0    | .6                           | -            | .6                | 1.2      | .2                        | 2.5                | 4.4                 | 3.5                            | 1.4      | .3         |
| 5  | 2.7                  | 1.0    | 1.6    | .3                           | -            | .2                | .7       | -                         | .4                 | 1.6                 | 1.3                            | .9       | .2         |
| 6 or more  | .7                   | -      | .7     | -                            | -            | -                 | -        | -                         | .2                 | .7                  | .4                             | -        | -          |
| Median   | .5                   | .5     | .6     | .5                           | -            | -                 | .8       | .5                        | .5                 | 1.1                 | .5                             | .7       | .5         |
| <b>Persons 65+ Years Old and Over</b>                |                      |        |        |                              |              |                   |          |                           |                    |                     |                                |          |            |
| None   | 223.5                | 86.4   | 137.0  | 16.9                         | -            | 4.5               | 15.2     | -                         | 72.3               | 52.2                | 78.9                           | 65.0     | 16.7       |
| 1 person   | 24.7                 | 15.7   | 9.0    | 1.5                          | -            | 1.1               | 2.1      | 20.2                      | .9                 | 7.8                 | 14.3                           | 4.0      | .8         |
| 2 persons or more                                    | 8.2                  | 6.5    | 1.7    | -                            | -            | -                 | 1.5      | 8.2                       | .6                 | 1.6                 | 5.0                            | 1.2      | -          |
| <b>Age of Householder</b>                            |                      |        |        |                              |              |                   |          |                           |                    |                     |                                |          |            |
| Under 25 years                                       | 25.2                 | 2.1    | 23.1   | 1.1                          | -            | .4                | 1.8      | -                         | 18.6               | 11.5                | 11.3                           | 4.7      | 2.6        |
| 25 to 29   | 32.4                 | 3.9    | 28.5   | 2.5                          | -            | .6                | 2.5      | -                         | 15.8               | 7.8                 | 9.0                            | 10.5     | 4.2        |
| 30 to 34   | 41.3                 | 11.2   | 30.1   | 3.9                          | -            | 1.4               | 2.5      | -                         | 13.7               | 9.7                 | 14.1                           | 11.1     | 4.7        |
| 35 to 44   | 69.7                 | 33.9   | 35.8   | 5.0                          | -            | 1.3               | 3.9      | -                         | 16.9               | 12.2                | 19.5                           | 23.0     | 3.4        |
| 45 to 54   | 37.9                 | 23.7   | 14.2   | 3.9                          | -            | .3                | 2.5      | -                         | 6.0                | 6.7                 | 15.0                           | 12.4     | .9         |
| 55 to 64   | 21.4                 | 15.0   | 6.5    | .5                           | -            | .7                | 2.3      | -                         | 1.2                | 4.4                 | 9.4                            | 5.4      | 1.0        |
| 65 to 74   | 18.4                 | 12.3   | 6.1    | 1.2                          | -            | .5                | 2.1      | 18.4                      | 1.0                | 5.3                 | 10.0                           | 2.7      | -          |
| 75 years and over                                    | 10.0                 | 6.5    | 3.5    | .3                           | -            | .4                | 1.4      | 10.0                      | .5                 | 3.8                 | 7.8                            | .3       | .6         |
| Median   | 39                   | 46     | 34     | 39                           | -            | -                 | 42       | 73                        | 31                 | 36                  | 42                             | 39       | 32         |
| <b>Household Composition by Age of Householder</b>   |                      |        |        |                              |              |                   |          |                           |                    |                     |                                |          |            |
| 2-or-more person households                          | 197.4                | 91.5   | 105.9  | 12.9                         | -            | 2.5               | 14.9     | 16.7                      | 54.6               | 45.3                | 71.6                           | 59.2     | 10.5       |
| Married-couple families, no nonrelatives             | 86.3                 | 55.1   | 31.2   | 9.2                          | -            | 1.3               | 6.5      | 7.5                       | 18.2               | 6.2                 | 21.4                           | 32.2     | 5.4        |
| Under 25 years                                       | 2.9                  | .8     | 2.1    | .3                           | -            | -                 | .7       | -                         | 2.1                | 1.0                 | .5                             | 1.4      | .3         |
| 25 to 29 years                                       | 9.3                  | 2.2    | 7.2    | 1.0                          | -            | -                 | .4       | -                         | 4.4                | .4                  | 1.1                            | 4.5      | .9         |
| 30 to 34 years                                       | 14.7                 | 7.6    | 7.1    | 1.8                          | -            | .4                | .8       | -                         | 5.0                | .6                  | 3.1                            | 5.1      | 2.0        |
| 35 to 44 years                                       | 28.4                 | 18.3   | 10.0   | 2.4                          | -            | .2                | 1.7      | -                         | 4.5                | 1.4                 | 4.8                            | 11.9     | 1.5        |
| 45 to 64 years                                       | 23.5                 | 19.2   | 4.3    | 3.4                          | -            | .7                | 1.8      | -                         | 2.1                | 1.6                 | 8.1                            | 6.0      | .7         |
| 65 years and over                                    | 7.5                  | 6.9    | .6     | .4                           | -            | -                 | 1.0      | 7.5                       | -                  | 1.2                 | 3.7                            | 1.2      | -          |
| Other male householder                               | 20.9                 | 8.3    | 12.6   | -                            | -            | .3                | .8       | 3.2                       | 6.4                | 2.9                 | 7.7                            | 7.1      | .5         |
| Under 45 years                                       | 13.9                 | 2.8    | 11.1   | -                            | -            | .3                | -        | -                         | 5.6                | 2.5                 | 3.8                            | 5.0      | .2         |
| 45 to 64 years                                       | 3.8                  | 3.5    | .5     | -                            | -            | -                 | .3       | -                         | .5                 | -                   | 2.0                            | 1.2      | .3         |
| 65 years and over                                    | 3.2                  | 2.3    | 1.0    | -                            | -            | -                 | .3       | 3.2                       | .3                 | .4                  | 1.8                            | 1.0      | -          |
| Other female householder                             | 90.2                 | 28.2   | 62.1   | 3.7                          | -            | .9                | 7.8      | 6.0                       | 30.1               | 36.2                | 42.5                           | 19.9     | 4.7        |
| Under 45 years                                       | 65.2                 | 13.4   | 51.9   | 2.9                          | -            | .9                | 5.0      | -                         | 28.1               | 28.7                | 30.8                           | 14.1     | 4.3        |
| 45 to 64 years                                       | 19.0                 | 11.0   | 8.0    | .5                           | -            | -                 | 2.2      | -                         | 1.4                | 6.3                 | 7.4                            | 5.5      | .4         |
| 65 years and over                                    | 6.0                  | 3.8    | 2.2    | .3                           | -            | -                 | .5       | 6.0                       | .5                 | 1.3                 | 4.3                            | .3       | -          |
| 1-person households                                  | 58.9                 | 17.1   | 41.8   | 5.4                          | -            | 3.1               | 4.0      | 11.6                      | 19.1               | 16.2                | 24.6                           | 11.0     | 7.0        |
| Male householder                                     | 26.5                 | 6.2    | 20.3   | 2.5                          | -            | 2.0               | 1.0      | 2.6                       | 10.4               | 7.1                 | 11.4                           | 5.1      | 3.0        |
| Under 45 years                                       | 16.4                 | 2.4    | 14.0   | 1.4                          | -            | 1.4               | .8       | -                         | 7.7                | 4.2                 | 5.8                            | 2.9      | 2.7        |
| 45 to 64 years                                       | 7.5                  | 3.3    | 4.3    | .5                           | -            | .3                | -        | -                         | 2.4                | 1.7                 | 3.7                            | 2.1      | .3         |
| 65 years and over                                    | 2.6                  | 2.6    | .6     | .6                           | -            | .3                | .2       | 2.6                       | .2                 | 1.3                 | 1.9                            | -        | -          |
| Female householder                                   | 32.4                 | 10.9   | 21.5   | 2.9                          | -            | 1.1               | 3.0      | 9.0                       | 8.8                | 9.1                 | 13.2                           | 6.0      | 4.0        |
| Under 45 years                                       | 17.8                 | 3.7    | 14.1   | 2.7                          | -            | .5                | 1.3      | -                         | 7.5                | 2.5                 | 3.8                            | 4.4      | 3.2        |
| 45 to 64 years                                       | 5.6                  | 1.9    | 3.7    | .3                           | -            | -                 | .4       | -                         | .8                 | 1.5                 | 3.3                            | .9       | .2         |
| 65 years and over                                    | 9.0                  | 5.3    | 3.7    | .3                           | -            | .6                | 1.4      | 9.0                       | .4                 | 5.0                 | 6.1                            | .6       | .6         |
| <b>Adults and Single Children Under 18 Years Old</b> |                      |        |        |                              |              |                   |          |                           |                    |                     |                                |          |            |
| Total households with children                       | 129.7                | 53.8   | 75.9   | 8.8                          | -            | 1.8               | 10.3     | 2.5                       | 37.2               | 37.8                | 47.0                           | 38.8     | 6.7        |
| Married couples                                      | 55.4                 | 33.6   | 21.8   | 5.7                          | -            | .8                | 4.4      | .6                        | 11.3               | 4.1                 | 13.1                           | 21.3     | 3.6        |
| One child under 6 only                               | 10.6                 | 4.9    | 5.7    | 1.0                          | -            | -                 | .7       | -                         | 3.6                | .4                  | 3.2                            | 4.4      | .5         |
| One under 6, one or more 6 to 17                     | 10.4                 | 6.1    | 4.3    | 2.0                          | -            | -                 | .7       | -                         | 2.8                | .4                  | 1.7                            | 2.5      | 1.6        |
| Two or more under 6 only                             | 3.6                  | 1.4    | 2.2    | .3                           | -            | -                 | .3       | -                         | 1.4                | 1.3                 | .8                             | 1.9      | .2         |
| Two or more under 6, one or more 6 to 17             | 2.0                  | .7     | 1.3    | .3                           | -            | -                 | .5       | .2                        | .8                 | .5                  | .4                             | .7       | .2         |
| One or more 6 to 17 only                             | 28.9                 | 20.7   | 8.2    | 2.1                          | -            | .8                | 2.1      | .4                        | 2.6                | 1.5                 | 7.1                            | 11.7     | 1.2        |
| Other households with two or more adults             | 26.9                 | 12.9   | 14.0   | 1.1                          | -            | .3                | 2.4      | 1.8                       | 6.4                | 6.6                 | 9.6                            | 8.2      | .8         |
| One child under 6 only                               | 6.1                  | 2.6    | 3.5    | -                            | -            | -                 | .2       | .2                        | 2.3                | 1.6                 | 1.8                            | 1.9      | .4         |
| One under 6, one or more 6 to 17                     | 3.5                  | 2.0    | 1.5    | -                            | -            | -                 | .3       | .5                        | 1.1                | .7                  | 2.2                            | .4       | -          |
| Two or more under 6 only                             | 2.0                  | 1.1    | .9     | -                            | -            | .2                | .2       | -                         | .5                 | .9                  | .5                             | .5       | .2         |
| Two or more under 6, one or more 6 to 17             | 1.8                  | .3     | 1.5    | -                            | -            | -                 | -        | -                         | .2                 | 1.2                 | .7                             | .3       | .2         |
| One or more 6 to 17 only                             | 13.8                 | 6.9    | 6.7    | 1.1                          | -            | -                 | 1.6      | 1.1                       | 2.8                | 2.7                 | 4.0                            | 5.0      | .2         |
| Households with one adult or none                    | 47.3                 | 7.3    | 40.1   | 2.1                          | -            | .7                | 3.8      | .1                        | 19.4               | 27.1                | 24.2                           | 9.3      | 2.4        |
| One child under 6 only                               | 8.3                  | .3     | 8.0    | .1                           | -            | -                 | .9       | .1                        | 4.9                | 4.7                 | 5.3                            | .5       | .8         |
| One under 6, one or more 6 to 17                     | 7.3                  | .6     | 6.7    | .5                           | -            | -                 | .6       | -                         | 3.2                | 5.4                 | 5.1                            | .7       | .2         |
| Two or more under 6 only                             | 4.7                  | -      | 4.7    | -                            | -            | .4                | -        | -                         | 3.5                | 4.2                 | 3.4                            | .7       | .2         |
| Two or more under 6, one or more 6 to 17             | 3.1                  | .2     | 2.8    | -                            | -            | .2                | .8       | -                         | 2.1                | 2.7                 | 1.5                            | .7       | .2         |
| One or more 6 to 17 only                             | 24.0                 | 6.2    | 17.8   | 1.5                          | -            | -                 | 1.3      | -                         | 5.8                | 10.1                | 8.9                            | 6.8      | 1.2        |
| Total households with no children                    | 126.7                | 54.9   | 71.8   | 9.5                          | -            | 3.9               | 8.6      | 25.8                      | 36.6               | 23.7                | 49.2                           | 31.4     | 10.8       |
| Married couples                                      | 30.9                 | 21.4   | 9.4    | 3.5                          | -            | .4                | 2.1      | 6.9                       | 6.8                | 2.1                 | 8.2                            | 10.9     | 1.8        |
| Other households with two or more adults             | 36.9                 | 16.3   | 20.5   | .8                           | -            | .3                | 2.5      | 7.3                       | 10.6               | 5.4                 | 16.4                           | 9.5      | 2.0        |
| Households with one adult                            | 58.9                 | 17.1   | 41.8   | 5.4                          | -            | 3.1               | 4.0      | 11.6                      | 19.1               | 16.2                | 24.6                           | 11.0     | 7.0        |

**Table 5-9. Household Composition - Occupied Units with Black Householder—Con.**

[Numbers in thousands. For meaning of symbols, see text.]

| Characteristics  | Total occupied units | Tenure |        | Housing unit characteristics |              |                   |          | Household characteristics |                    |                     | Selected subareas <sup>1</sup> |          |            |
|--|----------------------|--------|--------|------------------------------|--------------|-------------------|----------|---------------------------|--------------------|---------------------|--------------------------------|----------|------------|
|  |                      | Owner  | Renter | New construction 4 yrs       | Mobile homes | Physical problems |          | Elderly (65+)             | Moved in past year | Below poverty level | Area one                       | Area two | Area three |
|  |                      |        |        |                              |              | Severe            | Moderate |                           |                    |                     |                                |          |            |
| <b>Own Never Married Children Under 18 Years Old</b>     |                      |        |        |                              |              |                   |          |                           |                    |                     |                                |          |            |
| No own children under 18 years                           | 146.3                | 66.8   | 79.7   | 10.1                         | -            | 3.9               | 10.1     | 28.4                      | 38.7               | 29.7                | 56.7                           | 38.3     | 11.0       |
| With own children under 18 years                         | 110.0                | 42.0   | 68.0   | 8.3                          | -            | 1.8               | 8.8      | -                         | 35.0               | 31.8                | 39.5                           | 31.9     | 6.5        |
| Under 6 years only                                       | 28.8                 | 5.9    | 22.9   | 1.4                          | -            | .7                | 2.6      | -                         | 15.1               | 11.0                | 13.6                           | 7.1      | 1.7        |
| 1  | 19.2                 | 4.3    | 14.9   | 1.2                          | -            | .3                | 1.8      | -                         | 9.8                | 5.2                 | 6.5                            | 4.5      | 1.7        |
| 2  | 7.7                  | 1.1    | 6.6    | .3                           | -            | .2                | .7       | -                         | 4.0                | 4.3                 | 4.2                            | 2.1      | -          |
| 3 or more  | 1.9                  | .5     | 1.4    | -                            | -            | .2                | -        | -                         | 1.4                | 1.4                 | .9                             | .5       | -          |
| 6 to 17 years only                                       | 61.6                 | 29.6   | 32.0   | 5.0                          | -            | .8                | 4.9      | -                         | 12.1               | 13.7                | 18.5                           | 20.8     | 2.7        |
| 1  | 32.0                 | 19.6   | 12.4   | 2.9                          | -            | .6                | .9       | -                         | 5.5                | 3.6                 | 6.9                            | 12.0     | 1.7        |
| 2  | 22.4                 | 9.0    | 13.4   | 1.5                          | -            | -                 | 3.1      | -                         | 4.0                | 5.9                 | 8.2                            | 6.6      | 1.1        |
| 3 or more  | 7.2                  | 1.0    | 6.2    | .5                           | -            | .2                | .9       | -                         | 2.5                | 4.2                 | 3.4                            | 2.2      | -          |
| Both age groups  | 19.6                 | 6.6    | 13.1   | 1.9                          | -            | .2                | 1.4      | -                         | 7.8                | 7.2                 | 7.3                            | 4.1      | 2.1        |
| 2  | 8.3                  | 3.0    | 5.3    | .8                           | -            | -                 | .4       | -                         | 2.2                | 1.6                 | 2.7                            | 1.7      | .6         |
| 3 or more  | 11.3                 | 3.6    | 7.7    | 1.1                          | -            | .2                | 1.0      | -                         | 5.6                | 5.6                 | 4.6                            | 2.4      | 1.5        |
| <b>Persons Other Than Spouse or Children<sup>2</sup></b> |                      |        |        |                              |              |                   |          |                           |                    |                     |                                |          |            |
| With other relatives                                     | 73.3                 | 45.0   | 28.4   | 3.6                          | -            | .4                | 5.6      | 10.0                      | 10.3               | 14.4                | 28.9                           | 21.8     | 2.4        |
| Single adult offspring 18 to 29                          | 38.4                 | 24.9   | 13.5   | 2.8                          | -            | .4                | 2.9      | 2.1                       | 4.9                | 6.7                 | 13.0                           | 12.5     | 1.0        |
| Single adult offspring 30 years of age or over           | 11.0                 | 8.3    | 2.7    | .6                           | -            | .2                | 1.1      | 5.0                       | .4                 | 2.3                 | 4.7                            | 3.3      | -          |
| Households with three generations                        | 14.1                 | 8.2    | 5.9    | -                            | -            | -                 | 2.5      | 1.6                       | 1.7                | 4.6                 | 4.2                            | 4.4      | .3         |
| Households with 1 subfamily                              | 15.2                 | 9.0    | 6.2    | .2                           | -            | -                 | 2.5      | 2.0                       | 2.6                | 4.9                 | 5.0                            | 5.0      | .3         |
| Subfamily householder age under 30                       | 9.4                  | 4.6    | 4.8    | .2                           | -            | -                 | 1.4      | .2                        | 2.0                | 3.9                 | 3.3                            | 2.9      | .3         |
| 30 to 64   | 5.8                  | 4.4    | 1.4    | -                            | -            | -                 | 1.1      | 1.8                       | .6                 | 1.0                 | 1.7                            | 2.2      | -          |
| 65 and over  | -                    | -      | -      | -                            | -            | -                 | -        | -                         | -                  | -                   | -                              | -        | -          |
| Households with 2 or more subfamilies                    | .7                   | .3     | .4     | -                            | -            | -                 | -        | -                         | .4                 | .3                  | -                              | .7       | -          |
| Households with other types of relatives                 | 33.7                 | 18.5   | 15.2   | 1.5                          | -            | .4                | 1.9      | 3.6                       | 4.3                | 7.3                 | 15.0                           | 9.8      | 1.4        |
| With non-relatives                                       | 20.9                 | 4.8    | 16.1   | .3                           | -            | .4                | 1.8      | 1.8                       | 10.0               | 2.3                 | 7.1                            | 7.2      | 1.4        |
| Co-owners or co-renters                                  | 10.1                 | .9     | 9.3    | -                            | -            | -                 | .2       | .6                        | 6.6                | 1.5                 | 4.2                            | 2.7      | .8         |
| Lodgers  | 5.3                  | 2.2    | 3.1    | -                            | -            | -                 | .7       | 1.0                       | 1.6                | -                   | 1.6                            | 3.2      | -          |
| Unrelated children, under 18 years old                   | .8                   | -      | .8     | -                            | -            | -                 | -        | -                         | .2                 | -                   | .4                             | -        | -          |
| Other non-relatives                                      | 5.9                  | 1.7    | 4.1    | .3                           | -            | .3                | .7       | .2                        | 2.2                | .8                  | 1.3                            | 1.7      | .6         |
| One or more secondary families                           | .8                   | -      | .8     | -                            | -            | -                 | -        | -                         | .2                 | -                   | .4                             | -        | -          |
| 2-person households, none related to each other          | 13.4                 | 3.3    | 10.1   | -                            | -            | .3                | 1.0      | 1.8                       | 6.0                | 1.3                 | 4.3                            | 4.6      | 1.0        |
| 3-8 person households, none related to each other        | 1.4                  | -      | 1.4    | -                            | -            | -                 | -        | -                         | 1.1                | .3                  | .9                             | .4       | -          |
| <b>Years of School Completed by Householder</b>          |                      |        |        |                              |              |                   |          |                           |                    |                     |                                |          |            |
| No school years completed                                | 1.9                  | .9     | .9     | .3                           | -            | .5                | -        | 1.7                       | .2                 | .8                  | .7                             | -        | -          |
| Elementary:  |                      |        |        |                              |              |                   |          |                           |                    |                     |                                |          |            |
| less than 8 years  | 16.3                 | 8.7    | 7.7    | .8                           | -            | 1.5               | 1.0      | 11.4                      | 1.4                | 6.2                 | 10.1                           | 1.5      | .6         |
| 8 years  | 5.4                  | 3.3    | 2.1    | -                            | -            | -                 | 1.4      | 2.6                       | .9                 | 3.0                 | 2.6                            | 1.4      | -          |
| High School:   |                      |        |        |                              |              |                   |          |                           |                    |                     |                                |          |            |
| 1 to 3 years   | 31.1                 | 9.4    | 21.7   | -                            | -            | .4                | 4.3      | 3.9                       | 7.4                | 14.1                | 15.5                           | 6.8      | 1.8        |
| 4 years  | 96.6                 | 38.8   | 57.8   | 6.9                          | -            | 2.2               | 7.5      | 4.1                       | 32.0               | 23.5                | 39.7                           | 25.2     | 5.6        |
| College:   |                      |        |        |                              |              |                   |          |                           |                    |                     |                                |          |            |
| 1 to 3 years   | 54.7                 | 20.1   | 34.6   | 3.6                          | -            | .8                | 3.7      | 2.0                       | 17.7               | 10.8                | 16.2                           | 17.7     | 4.7        |
| 4 years or more  | 50.4                 | 27.4   | 23.0   | 6.8                          | -            | .2                | 1.0      | 2.8                       | 14.2               | 3.1                 | 11.4                           | 17.5     | 5.1        |
| Median   | 12.8                 | 12.6   | 12.7   | 14.1                         | ...          | ...               | 12.4     | 8.4                       | 12.8               | 12.3                | 12.5                           | 13.0     | 13.9       |
| <b>Year Householder Moved Into Unit</b>                  |                      |        |        |                              |              |                   |          |                           |                    |                     |                                |          |            |
| 1990 to 1994   | 93.6                 | 14.9   | 78.7   | 11.8                         | -            | 2.3               | 5.9      | 2.3                       | 73.8               | 28.0                | 31.8                           | 26.6     | 9.4        |
| 1985 to 1989   | 79.8                 | 29.1   | 50.7   | 6.6                          | -            | 2.2               | 4.4      | 4.0                       | -                  | 15.1                | 22.2                           | 26.2     | 6.3        |
| 1980 to 1984   | 33.0                 | 24.1   | 9.0    | ...                          | -            | .2                | 4.2      | 5.5                       | ...                | 6.7                 | 17.1                           | 6.6      | .7         |
| 1975 to 1979   | 18.2                 | 14.3   | 3.9    | ...                          | -            | .2                | .9       | 1.5                       | ...                | 4.1                 | 5.8                            | 6.0      | -          |
| 1970 to 1974   | 13.2                 | 10.6   | 2.7    | ...                          | -            | -                 | 1.0      | 2.8                       | ...                | 3.1                 | 6.3                            | 3.0      | .3         |
| 1960 to 1969   | 12.9                 | 10.6   | 2.4    | ...                          | -            | .4                | 2.0      | 8.0                       | ...                | 3.2                 | 9.8                            | 1.6      | .2         |
| 1950 to 1959   | 4.2                  | 3.8    | .4     | ...                          | -            | .4                | .3       | 2.9                       | ...                | .8                  | 2.5                            | .2       | .3         |
| 1940 to 1949   | .7                   | .7     | -      | ...                          | -            | -                 | .3       | .7                        | ...                | .3                  | .4                             | -        | -          |
| 1939 or earlier  | .6                   | .6     | -      | ...                          | -            | -                 | -        | .6                        | ...                | .3                  | .3                             | -        | .3         |
| Median   | 1988                 | 1983   | 1990+  | ...                          | ...          | ...               | 1988     | 1973                      | ...                | 1989                | 1986                           | 1988     | 1990+      |
| <b>Household Moves and Formation in Last Year</b>        |                      |        |        |                              |              |                   |          |                           |                    |                     |                                |          |            |
| Total with a move in last year                           | 85.6                 | 18.3   | 67.2   | 9.2                          | -            | 1.6               | 5.8      | 3.2                       | 73.8               | 23.1                | 28.9                           | 25.1     | 7.4        |
| Household all moved here from one unit                   | 62.9                 | 8.8    | 54.0   | 8.2                          | -            | 1.6               | 3.9      | 1.5                       | 62.9               | 19.8                | 20.6                           | 17.8     | 6.0        |
| Householder of previous unit did not move here           | 16.2                 | .8     | 15.4   | 1.1                          | -            | .4                | .8       | .2                        | 16.2               | 6.9                 | 6.1                            | 3.1      | 1.5        |
| Householder of previous unit moved here                  | 45.0                 | 8.0    | 37.0   | 6.9                          | -            | 1.2               | 2.9      | 1.1                       | 45.0               | 12.2                | 13.9                           | 14.4     | 4.5        |
| Householder of previous unit not reported                | 1.6                  | -      | 1.6    | .2                           | -            | -                 | .2       | .2                        | 1.6                | .7                  | .7                             | .3       | -          |
| Household moved here from two or more units              | 9.6                  | 1.5    | 8.0    | .8                           | -            | -                 | .4       | -                         | 9.6                | 1.5                 | 3.5                            | 2.4      | 1.2        |
| No previous householder moved here                       | 1.7                  | .2     | 1.5    | -                            | -            | -                 | .2       | -                         | 1.7                | .6                  | 1.1                            | .4       | -          |
| 1 previous householder moved here                        | 3.7                  | .5     | 3.2    | .5                           | -            | -                 | -        | -                         | 3.7                | .4                  | .6                             | 1.2      | .6         |
| 2 or more previous householders moved here               | 3.4                  | .8     | 2.7    | .2                           | -            | -                 | .2       | -                         | 3.4                | .4                  | 1.7                            | .5       | .2         |
| Previous householder(s) not reported                     | .7                   | -      | .7     | -                            | -            | -                 | -        | -                         | .7                 | .4                  | -                              | .3       | .4         |
| Some already here, rest moved in                         | 12.5                 | 8.0    | 4.5    | .3                           | -            | -                 | 1.4      | 1.7                       | .7                 | 1.5                 | 4.2                            | 4.9      | .2         |
| No previous householder moved here                       | 4.7                  | 2.9    | 1.8    | -                            | -            | -                 | .2       | .2                        | -                  | .3                  | 1.3                            | 1.8      | .2         |
| 1 or more previous householders moved here               | 5.7                  | 3.2    | 2.5    | .3                           | -            | -                 | 1.2      | 1.2                       | .4                 | .7                  | 1.8                            | 2.4      | -          |
| Previous householder(s) not reported                     | 2.1                  | 1.9    | .2     | -                            | -            | -                 | -        | .2                        | .3                 | .6                  | 1.1                            | .8       | -          |
| Number of previous units not reported                    | .6                   | -      | .6     | -                            | -            | -                 | -        | -                         | .6                 | .3                  | .6                             | -        | -          |

<sup>1</sup>See back cover for details.

<sup>2</sup>Figures may not add to total because more than one category may apply.

Table 5-10. Previous Unit of Recent Movers - Occupied Units with Black Householder

[Numbers in the thousands. For meaning of symbols, see text.]

| Characteristics  | Total occupied units | Tenure |        | Housing unit characteristics |              |                   |          | Household characteristics |                    |                     | Selected subareas <sup>1</sup> |          |            |
|--|----------------------|--------|--------|------------------------------|--------------|-------------------|----------|---------------------------|--------------------|---------------------|--------------------------------|----------|------------|
|  |                      | Owner  | Renter | New construction 4 yrs       | Mobile homes | Physical problems |          | Elderly (65+)             | Moved in past year | Below poverty level | Area one                       | Area two | Area three |
|  |                      |        |        |                              |              | Severe            | Moderate |                           |                    |                     |                                |          |            |
| <b>UNITS WHERE HOUSEHOLDER MOVED DURING PAST YEAR</b>          |                      |        |        |                              |              |                   |          |                           |                    |                     |                                |          |            |
| Total.....   | 73.8                 | 10.8   | 63.1   | 9.0                          | -            | 1.6               | 4.4      | 1.5                       | 73.8               | 21.6                | 25.0                           | 20.2     | 7.2        |
| <b>Location of Previous Unit</b>                               |                      |        |        |                              |              |                   |          |                           |                    |                     |                                |          |            |
| Inside same (P)/SA.....  | 51.7                 | 7.8    | 44.0   | 6.0                          | -            | 1.5               | 4.1      | 1.0                       | 51.7               | 15.1                | 16.8                           | 15.1     | 5.4        |
| In central city(s).....  | 16.9                 | 1.4    | 15.6   | .8                           | -            | 1.5               | .9       | 1.0                       | 16.9               | 7.7                 | 12.3                           | 2.3      | 2.2        |
| Not in central city(s).....                                    | 34.8                 | 6.4    | 28.4   | 5.3                          | -            | -                 | 3.2      | -                         | 34.8               | 7.4                 | 4.6                            | 12.8     | 5.2        |
| Inside different (f) MSA in same state.....                    | 9.8                  | 1.0    | 8.8    | .6                           | -            | -                 | .3       | .3                        | 9.8                | 3.9                 | 5.4                            | 1.8      | -          |
| In central city(s).....  | 3.6                  | -      | 3.6    | -                            | -            | -                 | .3       | .3                        | 3.6                | 1.2                 | 3.3                            | -        | -          |
| Not in central city(s).....                                    | 6.2                  | 1.0    | 5.2    | .6                           | -            | -                 | -        | -                         | 6.2                | 2.7                 | 2.1                            | 1.8      | -          |
| Inside different (f) MSA in different state.....               | 10.1                 | 1.8    | 8.3    | 2.3                          | -            | -                 | -        | .2                        | 10.1               | 1.9                 | 2.3                            | 2.7      | 1.7        |
| In central city(s).....  | 8.1                  | 1.6    | 6.5    | 1.8                          | -            | -                 | -        | -                         | 8.1                | 1.7                 | 2.0                            | 2.5      | 1.2        |
| Not in central city(s).....                                    | 2.1                  | .3     | 1.8    | .5                           | -            | -                 | -        | .2                        | 2.1                | .2                  | .2                             | .2       | .4         |
| Outside any metropolitan area.....                             | 2.1                  | -      | 2.1    | -                            | -            | -                 | -        | -                         | 2.1                | .8                  | .5                             | .6       | .2         |
| Same state.....  | 1.2                  | -      | 1.2    | -                            | -            | -                 | -        | -                         | 1.2                | .6                  | -                              | .4       | -          |
| Different state.....   | .9                   | -      | .9     | -                            | -            | -                 | -        | -                         | .9                 | .2                  | .5                             | .2       | .2         |
| Different nation.....  | -                    | -      | -      | -                            | -            | -                 | -        | -                         | -                  | -                   | -                              | -        | -          |
| <b>Structure Type of Previous Residence</b>                    |                      |        |        |                              |              |                   |          |                           |                    |                     |                                |          |            |
| Moved from within United States.....                           | 73.8                 | 10.8   | 63.1   | 9.0                          | -            | 1.6               | 4.4      | 1.5                       | 73.8               | 21.6                | 25.0                           | 20.2     | 7.2        |
| House.....   | 26.5                 | 4.1    | 22.4   | 3.2                          | -            | .4                | 2.3      | 1.0                       | 26.5               | 7.8                 | 8.6                            | 7.3      | 1.9        |
| Apartment.....   | 45.1                 | 5.5    | 39.6   | 5.0                          | -            | .9                | 1.9      | .5                        | 45.1               | 13.1                | 15.7                           | 12.1     | 4.8        |
| Mobile home.....   | .2                   | -      | .2     | -                            | -            | -                 | .2       | -                         | .2                 | -                   | .2                             | -        | -          |
| Other.....   | 2.0                  | 1.0    | .9     | .8                           | -            | .3                | -        | -                         | 2.0                | .7                  | .5                             | .8       | .4         |
| <b>Tenure of Previous Residence</b>                            |                      |        |        |                              |              |                   |          |                           |                    |                     |                                |          |            |
| House, apt., mobile home in United States.....                 | 71.8                 | 9.6    | 62.2   | 8.2                          | -            | 1.2               | 4.4      | 1.5                       | 71.8               | 20.9                | 24.5                           | 19.4     | 6.8        |
| Owner occupied.....  | 16.1                 | 3.0    | 13.1   | 2.4                          | -            | -                 | 1.3      | .2                        | 16.1               | 4.0                 | 4.5                            | 4.9      | 1.5        |
| Renter occupied.....   | 55.7                 | 6.6    | 49.1   | 5.8                          | -            | 1.2               | 3.1      | 1.3                       | 55.7               | 16.9                | 20.0                           | 14.6     | 5.3        |
| <b>Persons - Previous Residence</b>                            |                      |        |        |                              |              |                   |          |                           |                    |                     |                                |          |            |
| House, apt., mobile home in United States.....                 | 71.8                 | 9.6    | 62.2   | 8.2                          | -            | 1.2               | 4.4      | 1.5                       | 71.8               | 20.9                | 24.5                           | 19.4     | 6.8        |
| 1 person.....  | 10.6                 | 2.2    | 8.4    | 1.9                          | -            | .3                | .2       | .4                        | 10.6               | 1.6                 | 4.2                            | 2.6      | .9         |
| 2 persons.....   | 18.6                 | 3.6    | 15.0   | 2.4                          | -            | .3                | .9       | .6                        | 18.6               | 2.5                 | 5.0                            | 5.6      | 1.3        |
| 3 persons.....   | 14.9                 | 1.8    | 13.1   | .5                           | -            | 1.5               | -        | -                         | 14.9               | 5.2                 | 4.7                            | 4.1      | 2.2        |
| 4 persons.....   | 12.7                 | 1.0    | 11.6   | 2.5                          | -            | .3                | -        | -                         | 12.7               | 4.6                 | 4.4                            | 3.3      | .7         |
| 5 persons.....   | 6.7                  | .5     | 6.3    | .5                           | -            | -                 | .2       | .2                        | 6.7                | 2.0                 | 2.9                            | 1.4      | 1.5        |
| 6 persons.....   | 3.6                  | .3     | 3.3    | .3                           | -            | -                 | 1.1      | -                         | 3.6                | 1.6                 | 1.2                            | 1.4      | -          |
| 7 persons or more.....   | 2.9                  | -      | 2.9    | -                            | -            | -                 | .2       | -                         | 2.9                | 2.3                 | 1.0                            | .7       | -          |
| Not reported.....  | 1.8                  | .3     | 1.6    | -                            | -            | .2                | .2       | .2                        | 1.8                | 1.1                 | 1.2                            | .3       | .2         |
| Median.....  | 2.9                  | 2.2    | 3.0    | 2.4                          | -            | -                 | -        | -                         | 2.9                | 3.6                 | 3.0                            | 2.8      | -          |
| <b>Previous Home Owned or Rented by Someone Who Moved Here</b> |                      |        |        |                              |              |                   |          |                           |                    |                     |                                |          |            |
| House, apt., mobile home in United States.....                 | 71.8                 | 9.6    | 62.2   | 8.2                          | -            | 1.2               | 4.4      | 1.5                       | 71.8               | 20.9                | 24.5                           | 19.4     | 6.8        |
| Owned or rented by a mover.....                                | 51.9                 | 8.8    | 43.1   | 7.2                          | -            | 1.2               | 3.1      | 1.1                       | 51.9               | 12.7                | 16.6                           | 15.4     | 5.3        |
| Owned or rented by other.....                                  | 17.8                 | .5     | 17.3   | .8                           | -            | -                 | 1.1      | .2                        | 17.8               | 7.4                 | 7.0                            | 3.8      | 1.3        |
| By a relative.....   | 14.2                 | .3     | 14.0   | .5                           | -            | -                 | .9       | -                         | 14.2               | 6.6                 | 6.0                            | 2.6      | .8         |
| By a nonrelative.....  | 3.4                  | .2     | 3.1    | .3                           | -            | -                 | .2       | .2                        | 3.4                | .7                  | .9                             | 1.0      | .5         |
| Not reported.....  | .2                   | -      | .2     | -                            | -            | -                 | -        | -                         | .2                 | -                   | -                              | .2       | -          |
| Not reported.....  | 2.1                  | .3     | 1.8    | .2                           | -            | -                 | .2       | .2                        | 2.1                | .9                  | .9                             | .3       | .2         |
| <b>Change in Housing Costs</b>                                 |                      |        |        |                              |              |                   |          |                           |                    |                     |                                |          |            |
| House, apt., mobile home in United States.....                 | 71.8                 | 9.6    | 62.2   | 8.2                          | -            | 1.2               | 4.4      | 1.5                       | 71.8               | 20.9                | 24.5                           | 19.4     | 6.8        |
| Increased with move.....                                       | 36.6                 | 6.5    | 30.1   | 5.6                          | -            | .6                | 1.5      | 1.1                       | 36.6               | 8.9                 | 11.8                           | 12.1     | 2.8        |
| Stayed about the same.....                                     | 14.1                 | 1.4    | 12.6   | 1.1                          | -            | -                 | 1.3      | -                         | 14.1               | 3.8                 | 5.6                            | 2.1      | 1.5        |
| Decreased.....   | 18.5                 | 1.1    | 17.4   | 1.0                          | -            | .7                | 1.4      | .2                        | 18.5               | 7.4                 | 6.3                            | 4.9      | 1.6        |
| Don't know.....  | 1.0                  | .3     | .8     | .3                           | -            | -                 | -        | -                         | 1.0                | .2                  | .2                             | .3       | .3         |
| Not reported.....  | 1.7                  | .3     | 1.4    | .3                           | -            | -                 | .2       | .2                        | 1.7                | .6                  | .5                             | .3       | .7         |

<sup>1</sup>See back cover for details.

**Table 5-11. Reasons for Move and Choice of Current Residence - Occupied Units with Black Householder**

(Numbers in thousands. For meaning of symbols, see text.)

| Characteristics   | Total occupied units | Tenure      |             | Housing unit characteristics |              |                   |            | Household characteristics |                    |                     | Selected subareas <sup>1</sup> |             |            |
|---|----------------------|-------------|-------------|------------------------------|--------------|-------------------|------------|---------------------------|--------------------|---------------------|--------------------------------|-------------|------------|
|   |                      | Owner       | Renter      | New construction 4 yrs       | Mobile homes | Physical problems |            | Elderly (65+)             | Moved in past year | Below poverty level | Area one                       | Area two    | Area three |
|   |                      |             |             |                              |              | Severe            | Moderate   |                           |                    |                     |                                |             |            |
| <b>RESPONDENT MOVED DURING PAST YEAR</b>                |                      |             |             |                              |              |                   |            |                           |                    |                     |                                |             |            |
| <b>Total</b> .....                                      | <b>74.7</b>          | <b>10.9</b> | <b>63.8</b> | <b>9.0</b>                   | <b>-</b>     | <b>1.6</b>        | <b>4.4</b> | <b>1.7</b>                | <b>73.5</b>        | <b>21.6</b>         | <b>24.9</b>                    | <b>20.2</b> | <b>7.2</b> |
| <b>Reasons for Leaving Previous Unit<sup>2</sup></b>    |                      |             |             |                              |              |                   |            |                           |                    |                     |                                |             |            |
| Private displacement.....                               | 1.2                  | -           | 1.2         | -                            | -            | -                 | -          | .3                        | 1.2                | -                   | .7                             | .5          | -          |
| Owner to move into unit.....                            | .2                   | -           | .2          | -                            | -            | -                 | -          | -                         | .2                 | -                   | -                              | .2          | -          |
| To be converted to condominium or cooperative.....      | -                    | -           | -           | -                            | -            | -                 | -          | -                         | -                  | -                   | -                              | -           | -          |
| Closed for repairs.....                                 | .3                   | -           | .3          | -                            | -            | -                 | -          | .3                        | .3                 | -                   | -                              | .3          | -          |
| Other.....  | .2                   | -           | .2          | -                            | -            | -                 | -          | -                         | .2                 | -                   | .2                             | -           | -          |
| Not reported.....                                       | .4                   | -           | .4          | -                            | -            | -                 | -          | -                         | .4                 | -                   | .4                             | -           | -          |
| Government displacement.....                            | .4                   | .3          | .1          | .3                           | -            | -                 | -          | -                         | .4                 | .1                  | .1                             | .3          | -          |
| Government wanted building or land.....                 | -                    | -           | -           | -                            | -            | -                 | -          | -                         | -                  | -                   | -                              | -           | -          |
| Unit unfit for occupancy.....                           | -                    | -           | -           | -                            | -            | -                 | -          | -                         | -                  | -                   | -                              | -           | -          |
| Other.....  | -                    | -           | -           | -                            | -            | -                 | -          | -                         | -                  | -                   | -                              | -           | -          |
| Not reported.....                                       | .4                   | .3          | .1          | .3                           | -            | -                 | -          | -                         | .4                 | .1                  | .1                             | .3          | -          |
| Disaster loss (fire, flood, etc.).....                  | -                    | -           | -           | -                            | -            | -                 | -          | -                         | -                  | -                   | -                              | -           | -          |
| New job or job transfer.....                            | 5.6                  | 1.3         | 4.3         | 2.1                          | -            | -                 | .2         | -                         | 5.6                | .9                  | .7                             | 1.9         | 1.3        |
| To be closer to work/school/other.....                  | 7.7                  | -           | 7.7         | -                            | -            | -                 | -          | -                         | 7.7                | 1.1                 | 1.7                            | 2.2         | .4         |
| Other, financial/employment related.....                | 4.4                  | -           | 4.4         | -                            | -            | -                 | .2         | -                         | 4.4                | 1.5                 | 1.8                            | 1.4         | .4         |
| To establish own household.....                         | 14.1                 | 2.0         | 12.1        | 2.0                          | -            | -                 | .9         | -                         | 14.1               | 3.9                 | 5.3                            | 3.4         | .9         |
| Needed larger house or apartment.....                   | 8.8                  | 2.5         | 6.3         | 1.1                          | -            | -                 | .2         | -                         | 8.8                | 2.4                 | 1.9                            | 4.6         | .5         |
| Married.....  | 1.2                  | .2          | .9          | -                            | -            | -                 | -          | -                         | 1.2                | -                   | .8                             | -           | -          |
| Widowed, divorced or separated.....                     | 2.9                  | .3          | 2.6         | .3                           | -            | -                 | -          | .2                        | 2.9                | .5                  | .9                             | .5          | .4         |
| Other, family/person related.....                       | 7.1                  | -           | 7.1         | .3                           | -            | .3                | .2         | .4                        | 6.9                | 3.4                 | 2.5                            | 1.5         | .8         |
| Wanted better home.....                                 | 11.3                 | 1.0         | 10.3        | .8                           | -            | -                 | .4         | -                         | 11.1               | 2.7                 | 4.2                            | 3.5         | .2         |
| Change from owner to renter.....                        | 1.6                  | -           | 1.6         | .5                           | -            | -                 | -          | .3                        | 1.6                | .2                  | .3                             | .5          | .3         |
| Change from renter to owner.....                        | 3.6                  | 3.6         | -           | 1.6                          | -            | -                 | .3         | -                         | 3.6                | -                   | .8                             | 1.9         | -          |
| Wanted lower rent or maintenance.....                   | 5.6                  | .5          | 5.1         | .3                           | -            | .3                | 1.1        | -                         | 5.6                | 2.2                 | 1.3                            | 1.6         | .5         |
| Other housing related reasons.....                      | 5.4                  | -           | 5.4         | .3                           | -            | .6                | .4         | -                         | 5.4                | 2.7                 | 3.5                            | 1.1         | .2         |
| Other.....  | 8.6                  | 1.1         | 7.5         | 1.2                          | -            | .6                | .6         | -                         | 7.9                | 2.5                 | 2.7                            | .5          | 1.4        |
| Not reported.....                                       | 2.4                  | .6          | 1.8         | .5                           | -            | -                 | .2         | .4                        | 2.1                | .8                  | .8                             | .8          | .3         |
| <b>Choice of Present Neighborhood<sup>2</sup></b>       |                      |             |             |                              |              |                   |            |                           |                    |                     |                                |             |            |
| Convenient to job.....                                  | 20.0                 | 2.6         | 17.5        | 2.3                          | -            | -                 | 1.0        | -                         | 19.8               | 3.0                 | 5.4                            | 6.8         | 2.5        |
| Convenient to friends or relatives.....                 | 9.4                  | 1.3         | 8.2         | .5                           | -            | .4                | .6         | .7                        | 8.8                | 3.1                 | 4.2                            | 2.2         | .2         |
| Convenient to leisure activities.....                   | 3.4                  | .4          | 3.1         | .4                           | -            | -                 | .2         | -                         | 3.4                | .2                  | 1.2                            | 1.1         | .3         |
| Convenient to public transportation.....                | 3.4                  | -           | 3.4         | -                            | -            | -                 | .2         | -                         | 3.4                | .8                  | 1.5                            | 1.1         | .2         |
| Good schools.....                                       | 6.1                  | .8          | 5.2         | .5                           | -            | -                 | .2         | -                         | 6.1                | 1.4                 | 1.4                            | 2.7         | .5         |
| Other public services.....                              | 3.4                  | -           | 3.4         | -                            | -            | -                 | .2         | -                         | 3.4                | 1.2                 | 1.8                            | .5          | .4         |
| Looks/design of neighborhood.....                       | 16.6                 | 4.1         | 12.5        | 2.5                          | -            | -                 | 1.1        | -                         | 16.6               | 3.4                 | 3.6                            | 5.9         | 1.1        |
| House was most important consideration.....             | 12.4                 | 2.2         | 10.2        | 1.6                          | -            | .5                | 1.5        | .6                        | 12.4               | 3.5                 | 3.7                            | 4.6         | 1.3        |
| Other.....  | 20.1                 | 1.5         | 18.5        | 2.1                          | -            | .6                | .6         | .2                        | 19.7               | 7.9                 | 8.7                            | 2.2         | 2.8        |
| Not reported.....                                       | 4.0                  | .9          | 3.1         | .8                           | -            | .2                | .4         | .4                        | 3.6                | 1.3                 | 1.3                            | .8          | .6         |
| <b>Neighborhood Search</b>                              |                      |             |             |                              |              |                   |            |                           |                    |                     |                                |             |            |
| Looked at just this neighborhood.....                   | 29.1                 | 2.7         | 26.4        | 2.2                          | -            | .4                | 1.3        | .9                        | 28.7               | 8.6                 | 11.9                           | 6.2         | 3.4        |
| Looked at other neighborhood(s).....                    | 42.8                 | 7.3         | 35.4        | 6.0                          | -            | 1.1               | 2.9        | .4                        | 42.3               | 12.2                | 12.2                           | 13.2        | 3.5        |
| Not reported.....                                       | 2.8                  | .8          | 2.0         | .8                           | -            | -                 | .2         | .4                        | 2.5                | .8                  | .8                             | .8          | .3         |
| <b>Choice of Present Home<sup>2</sup></b>               |                      |             |             |                              |              |                   |            |                           |                    |                     |                                |             |            |
| Financial reasons.....                                  | 36.2                 | 5.8         | 30.4        | 4.3                          | -            | .7                | 3.5        | .4                        | 36.0               | 10.1                | 11.0                           | 11.4        | 2.4        |
| Room layout/design.....                                 | 13.5                 | 3.3         | 10.2        | 3.2                          | -            | .4                | .4         | -                         | 13.5               | 1.5                 | 2.0                            | 5.7         | .9         |
| Kitchen.....  | 1.4                  | .5          | .9          | .3                           | -            | -                 | -          | -                         | 1.4                | .2                  | .2                             | 1.0         | .2         |
| Size.....   | 6.7                  | 1.3         | 5.4         | 1.0                          | -            | -                 | -          | -                         | 6.7                | .9                  | 1.0                            | 3.7         | .2         |
| Exterior appearance.....                                | 5.4                  | 2.0         | 3.4         | 1.3                          | -            | -                 | -          | -                         | 5.4                | 1.2                 | 1.1                            | 1.9         | .7         |
| Yard/trees/view.....                                    | 3.1                  | .7          | 2.4         | .5                           | -            | -                 | -          | -                         | 3.1                | .2                  | .2                             | 1.3         | .9         |
| Quality of construction.....                            | 4.9                  | 1.6         | 3.3         | 1.0                          | -            | -                 | -          | -                         | 4.9                | .9                  | .2                             | 4.1         | .2         |
| Only one available.....                                 | 9.1                  | -           | 9.1         | .2                           | -            | .6                | .6         | .3                        | 8.9                | 4.5                 | 5.8                            | .8          | .9         |
| Other.....  | 13.9                 | 1.3         | 12.6        | 1.3                          | -            | .2                | .2         | .5                        | 13.4               | 4.5                 | 5.7                            | 1.6         | 2.0        |
| <b>Home Search</b>                                      |                      |             |             |                              |              |                   |            |                           |                    |                     |                                |             |            |
| Now in house.....                                       | 19.5                 | 9.8         | 9.7         | 6.2                          | -            | -                 | 1.7        | .9                        | 19.1               | 3.3                 | 4.0                            | 8.0         | .9         |
| Looked at only this unit.....                           | .9                   | .3          | .6          | .3                           | -            | -                 | -          | -                         | .9                 | .6                  | .3                             | .4          | -          |
| Looked at houses or mobile homes only.....              | 9.7                  | 5.4         | 4.3         | 3.4                          | -            | -                 | .6         | .9                        | 9.7                | 1.3                 | 1.6                            | 3.6         | .9         |
| Looked at apartments too.....                           | 7.4                  | 3.2         | 4.2         | 2.2                          | -            | -                 | .7         | -                         | 7.4                | 1.1                 | 2.1                            | 3.5         | -          |
| Search not reported.....                                | 1.5                  | .8          | .5          | .3                           | -            | -                 | .3         | -                         | 1.1                | .2                  | -                              | .5          | -          |
| Now in mobile home.....                                 | -                    | -           | -           | -                            | -            | -                 | -          | -                         | -                  | -                   | -                              | -           | -          |
| Looked at only this unit.....                           | -                    | -           | -           | -                            | -            | -                 | -          | -                         | -                  | -                   | -                              | -           | -          |
| Looked at houses or mobile homes only.....              | -                    | -           | -           | -                            | -            | -                 | -          | -                         | -                  | -                   | -                              | -           | -          |
| Looked at apartments too.....                           | -                    | -           | -           | -                            | -            | -                 | -          | -                         | -                  | -                   | -                              | -           | -          |
| Search not reported.....                                | -                    | -           | -           | -                            | -            | -                 | -          | -                         | -                  | -                   | -                              | -           | -          |
| Now in apartment.....                                   | 55.2                 | 1.1         | 54.2        | 2.8                          | -            | 1.6               | 2.7        | .9                        | 54.4               | 18.3                | 21.0                           | 12.2        | 6.2        |
| Looked at only this unit.....                           | 1.0                  | .2          | .8          | -                            | -            | -                 | -          | -                         | 1.0                | .2                  | .7                             | -           | .3         |
| Looked at apartments only.....                          | 34.2                 | .2          | 34.0        | 1.2                          | -            | .8                | 2.0        | .4                        | 33.7               | 12.6                | 14.6                           | 5.5         | 3.6        |
| Looked at houses or mobile homes too.....               | 17.2                 | .7          | 16.5        | 1.4                          | -            | 1.0               | .4         | .2                        | 16.8               | 4.7                 | 5.0                            | 6.1         | 1.6        |
| Search not reported.....                                | 2.9                  | -           | 2.9         | .3                           | -            | -                 | .2         | .2                        | 2.9                | .8                  | .6                             | .7          | .8         |
| <b>Recent Mover Comparison to Previous Home</b>         |                      |             |             |                              |              |                   |            |                           |                    |                     |                                |             |            |
| Better home.....  | 39.3                 | 7.9         | 31.4        | 7.4                          | -            | 1.1               | 1.3        | .5                        | 38.7               | 10.9                | 14.1                           | 10.7        | 3.6        |
| Worse home.....   | 11.6                 | .3          | 11.3        | -                            | -            | .4                | 1.5        | .8                        | 11.6               | 4.9                 | 3.9                            | 3.3         | .9         |
| About the same.....                                     | 21.6                 | 2.1         | 19.5        | 1.0                          | -            | -                 | 1.4        | -                         | 21.3               | 5.1                 | 6.2                            | 5.7         | 2.3        |
| Not reported.....                                       | 2.2                  | .6          | 1.6         | .5                           | -            | -                 | .2         | .4                        | 1.9                | .7                  | .7                             | .5          | .5         |
| <b>Recent Mover Comparison to Previous Neighborhood</b> |                      |             |             |                              |              |                   |            |                           |                    |                     |                                |             |            |
| Better neighborhood.....                                | 30.4                 | 6.1         | 24.3        | 5.7                          | -            | 1.1               | 1.2        | .9                        | 29.8               | 6.3                 | 9.0                            | 9.6         | 3.6        |
| Worse neighborhood.....                                 | 13.1                 | .3          | 12.8        | -                            | -            | .4                | 1.8        | .2                        | 13.1               | 6.6                 | 5.9                            | 3.6         | .6         |
| About the same.....                                     | 24.6                 | 3.4         | 21.2        | 2.5                          | -            | -                 | .6         | -                         | 24.4               | 6.3                 | 7.5                            | 5.8         | 1.8        |
| Same neighborhood.....                                  | 3.9                  | .3          | 3.6         | .3                           | -            | -                 | .5         | -                         | 3.9                | 1.4                 | 1.7                            | .8          | .4         |
| Not reported.....                                       | 2.7                  | .9          | 1.8         | .5                           | -            | -                 | .2         | .4                        | 2.4                | .9                  | .9                             | .5          | .7         |

<sup>1</sup>See back cover for details.

<sup>2</sup>Figures may not add to total because more than one category may apply to a unit.

Table 5-12. Income Characteristics - Occupied Units with Black Householder

[Numbers in thousands. For meaning of symbols, see text.]

| Characteristics   | Total occupied units | Tenure        |               | Housing unit characteristics |              |                   | Household characteristics |               |                    | Selected subareas <sup>1</sup> |               |               |               |
|---|----------------------|---------------|---------------|------------------------------|--------------|-------------------|---------------------------|---------------|--------------------|--------------------------------|---------------|---------------|---------------|
|   |                      | Owner         | Renter        | New construction 4 yrs       | Mobile homes | Physical problems |                           | Elderly (65+) | Moved in past year | Below poverty level            | Area one      | Area two      | Area three    |
|   |                      |               |               |                              |              | Severe            | Moderate                  |               |                    |                                |               |               |               |
| <b>Total</b>  | <b>256.3</b>         | <b>108.6</b>  | <b>147.7</b>  | <b>18.4</b>                  | <b>-</b>     | <b>5.7</b>        | <b>18.9</b>               | <b>28.4</b>   | <b>73.8</b>        | <b>61.5</b>                    | <b>96.2</b>   | <b>70.2</b>   | <b>17.5</b>   |
| <b>Household Income</b>                                     |                      |               |               |                              |              |                   |                           |               |                    |                                |               |               |               |
| Less than \$5,000   | 31.0                 | 3.6           | 27.4          | .4                           | -            | 1.0               | 3.2                       | 2.4           | 12.2               | 31.0                           | 18.9          | 3.5           | 1.9           |
| \$5,000 to \$9,999  | 31.7                 | 8.9           | 22.7          | 1.3                          | -            | 2.9               | 3.7                       | 10.8          | 9.4                | 24.2                           | 19.6          | 4.9           | .7            |
| \$10,000 to \$14,999  | 27.0                 | 7.1           | 19.9          | 1.1                          | -            | 1.0               | 4.5                       | 5.0           | 9.8                | 3.8                            | 12.3          | 5.7           | 1.9           |
| \$15,000 to \$19,999  | 21.5                 | 7.0           | 14.4          | .6                           | -            | .4                | 1.4                       | 2.5           | 7.3                | 2.3                            | 8.1           | 5.4           | 1.3           |
| \$20,000 to \$24,999  | 24.6                 | 7.5           | 17.1          | 1.6                          | -            | -                 | 1.0                       | 2.8           | 8.0                | .3                             | 9.0           | 4.8           | 2.7           |
| \$25,000 to \$29,999  | 26.7                 | 8.7           | 18.0          | 2.5                          | -            | -                 | 2.0                       | 1.3           | 9.8                | -                              | 7.2           | 10.8          | 1.9           |
| \$30,000 to \$34,999  | 15.3                 | 8.0           | 7.3           | .8                           | -            | .2                | .6                        | 1.6           | 2.8                | -                              | 3.9           | 4.8           | 1.6           |
| \$35,000 to \$39,999  | 12.6                 | 7.9           | 4.7           | .9                           | -            | -                 | .9                        | .6            | 2.9                | -                              | 3.7           | 4.3           | 1.1           |
| \$40,000 to \$49,999  | 28.7                 | 18.2          | 10.5          | 2.4                          | -            | -                 | .8                        | 1.2           | 4.5                | -                              | 7.5           | 10.3          | 2.6           |
| \$50,000 to \$59,999  | 16.3                 | 12.4          | 3.9           | 1.8                          | -            | -                 | .3                        | -             | 2.4                | -                              | 2.2           | 7.1           | .9            |
| \$60,000 to \$79,999  | 14.4                 | 13.0          | 1.4           | 2.4                          | -            | .2                | .2                        | -             | 2.1                | -                              | 2.7           | 5.7           | 1.0           |
| \$80,000 to \$99,999  | 3.5                  | 3.2           | .3            | 1.3                          | -            | -                 | .3                        | -             | 1.8                | -                              | .6            | .8            | -             |
| \$100,000 to \$119,999                                      | 1.3                  | 1.3           | -             | .8                           | -            | -                 | -                         | -             | .3                 | -                              | .2            | 1.1           | -             |
| \$120,000 or more   | 1.8                  | 1.8           | -             | .5                           | -            | -                 | -                         | .3            | .5                 | -                              | .3            | .9            | -             |
| <b>Median</b>   | <b>23 462</b>        | <b>37 217</b> | <b>16 323</b> | <b>40 440</b>                | <b>-</b>     | <b>-</b>          | <b>12 806</b>             | <b>11 043</b> | <b>18 692</b>      | <b>5000-</b>                   | <b>13 875</b> | <b>29 980</b> | <b>25 894</b> |
| <b>As percent of poverty level:</b>                         |                      |               |               |                              |              |                   |                           |               |                    |                                |               |               |               |
| Less than 50 percent  | 28.5                 | 3.5           | 25.0          | .4                           | -            | 1.2               | 3.3                       | 1.1           | 11.2               | 28.5                           | 18.2          | 3.5           | .9            |
| 50 to 99  | 33.0                 | 8.8           | 24.2          | 1.3                          | -            | 1.7               | 4.1                       | 8.0           | 10.4               | 33.0                           | 16.5          | 6.7           | 1.8           |
| 100 to 149  | 28.8                 | 8.7           | 20.1          | 1.1                          | -            | 1.6               | 3.9                       | 8.0           | 9.0                | -                              | 16.5          | 4.6           | 1.0           |
| 150 to 199  | 25.4                 | 7.8           | 17.6          | .8                           | -            | .5                | 2.3                       | 4.0           | 8.8                | -                              | 9.6           | 7.7           | 1.3           |
| 200 percent or more   | 140.6                | 79.8          | 60.8          | 14.7                         | -            | .7                | 5.4                       | 7.2           | 34.4               | -                              | 35.4          | 47.7          | 12.5          |
| <b>Income of Families and Primary Individuals</b>           |                      |               |               |                              |              |                   |                           |               |                    |                                |               |               |               |
| Less than \$5,000   | 32.4                 | 3.6           | 28.8          | .4                           | -            | 1.0               | 3.4                       | 2.4           | 13.2               | 31.3                           | 19.4          | 3.9           | 1.9           |
| \$5,000 to \$9,999  | 33.5                 | 9.3           | 24.2          | 1.3                          | -            | 2.8               | 4.4                       | 11.8          | 10.6               | 23.9                           | 20.9          | 5.2           | .7            |
| \$10,000 to \$14,999  | 26.6                 | 6.7           | 21.8          | 1.1                          | -            | 1.0               | 4.0                       | 4.6           | 11.0               | 3.8                            | 13.1          | 5.6           | 2.3           |
| \$15,000 to \$19,999  | 24.2                 | 8.0           | 16.3          | .6                           | -            | .4                | 1.4                       | 2.8           | 7.6                | 2.3                            | 8.6           | 7.0           | 1.3           |
| \$20,000 to \$24,999  | 23.8                 | 7.5           | 16.3          | 1.6                          | -            | -                 | .9                        | 2.1           | 7.2                | .3                             | 7.8           | 5.2           | 2.7           |
| \$25,000 to \$29,999  | 26.7                 | 9.6           | 17.1          | 2.5                          | -            | -                 | 2.3                       | 1.3           | 9.3                | -                              | 6.8           | 11.1          | 2.5           |
| \$30,000 to \$34,999  | 14.4                 | 7.9           | 6.5           | .8                           | -            | .2                | .4                        | 1.2           | 2.6                | -                              | 3.5           | 4.4           | 1.4           |
| \$35,000 to \$39,999  | 11.5                 | 7.6           | 3.9           | 1.2                          | -            | -                 | .6                        | 1.2           | 2.2                | -                              | 3.3           | 4.0           | 1.1           |
| \$40,000 to \$49,999  | 26.7                 | 17.9          | 8.9           | 2.4                          | -            | -                 | .8                        | 1.2           | 4.0                | -                              | 7.0           | 9.4           | 2.1           |
| \$50,000 to \$59,999  | 14.6                 | 12.1          | 2.6           | 1.8                          | -            | -                 | .3                        | -             | 2.0                | -                              | 2.5           | 5.9           | .5            |
| \$60,000 to \$79,999  | 13.8                 | 12.4          | 1.4           | 2.4                          | -            | .2                | .2                        | -             | 2.1                | -                              | 2.5           | 5.7           | 1.0           |
| \$80,000 to \$99,999  | 3.0                  | 3.0           | -             | 1.0                          | -            | -                 | .3                        | -             | .3                 | -                              | .2            | 1.1           | -             |
| \$100,000 to \$119,999                                      | 1.3                  | 1.3           | -             | .8                           | -            | -                 | -                         | -             | .3                 | -                              | .3            | .9            | -             |
| \$120,000 or more   | 1.8                  | 1.8           | -             | .5                           | -            | -                 | -                         | .3            | .5                 | -                              | .3            | .9            | -             |
| <b>Median</b>   | <b>21 996</b>        | <b>38 110</b> | <b>14 777</b> | <b>39 316</b>                | <b>-</b>     | <b>-</b>          | <b>12 088</b>             | <b>10 058</b> | <b>18 345</b>      | <b>5000-</b>                   | <b>12 978</b> | <b>28 729</b> | <b>24 923</b> |
| <b>Income Sources of Families and Primary Individuals</b>   |                      |               |               |                              |              |                   |                           |               |                    |                                |               |               |               |
| Wages and salaries  | 210.0                | 92.1          | 117.9         | 17.4                         | -            | 3.1               | 13.8                      | 11.1          | 61.0               | 30.3                           | 66.3          | 63.3          | 15.5          |
| Wages and salaries were majority of income                  | 193.5                | 87.3          | 112.2         | 17.1                         | -            | 2.9               | 12.6                      | 7.9           | 59.0               | 25.2                           | 61.8          | 60.8          | 14.9          |
| 2 or more people each earned over 20% of wages and salaries | 76.8                 | 46.6          | 30.3          | 8.5                          | -            | .6                | 4.6                       | 2.8           | 17.1               | 1.7                            | 16.7          | 28.6          | 5.7           |
| Business, farm, or ranch                                    | 6.4                  | 4.7           | 1.8           | -                            | -            | -                 | .9                        | .8            | .4                 | -                              | 1.8           | 1.6           | 1.0           |
| Social security or pensions                                 | 47.9                 | 31.6          | 16.3          | 1.4                          | -            | 1.5               | 5.6                       | 25.6          | 5.3                | 15.6                           | 26.4          | 10.5          | 1.9           |
| Interest or dividend(s)                                     | 9.8                  | 8.5           | 1.3           | .8                           | -            | -                 | .4                        | 1.1           | 1.3                | .7                             | 2.4           | 2.7           | .8            |
| Rental income   | 10.2                 | 6.4           | 3.8           | .5                           | -            | -                 | 1.0                       | 1.5           | 3.1                | 1.0                            | 2.8           | 5.6           | .7            |
| With lodger(s)  | 5.3                  | 2.2           | 3.1           | -                            | -            | -                 | .7                        | 1.0           | 1.6                | -                              | 1.6           | 3.2           | -             |
| Welfare or SSI  | 31.7                 | 4.9           | 26.8          | .3                           | -            | 1.7               | 3.4                       | 2.7           | 12.6               | 21.7                           | 17.9          | 5.1           | 1.2           |
| Alimony or child support                                    | 12.9                 | 2.6           | 10.3          | .3                           | -            | .2                | 1.8                       | -             | 4.4                | 4.4                            | 5.6           | 4.1           | .4            |
| Other   | 21.3                 | 7.3           | 14.0          | 2.1                          | -            | -                 | 2.4                       | 1.0           | 6.9                | 5.6                            | 6.9           | 5.7           | 1.8           |
| <b>Amount of Savings and Investments</b>                    |                      |               |               |                              |              |                   |                           |               |                    |                                |               |               |               |
| Income of \$25,000 or less                                  | 145.6                | 36.6          | 109.1         | 5.2                          | -            | 5.3               | 14.5                      | 23.7          | 50.6               | 61.5                           | 69.9          | 28.9          | 9.3           |
| No savings or investments                                   | 108.1                | 22.8          | 85.4          | 4.1                          | -            | 3.9               | 11.2                      | 15.8          | 39.7               | 54.4                           | 55.6          | 17.1          | 5.7           |
| \$25,000 or less  | 24.0                 | 8.2           | 15.8          | .3                           | -            | 1.4               | 1.9                       | 6.5           | 6.9                | 2.7                            | 10.1          | 6.5           | 2.0           |
| More than \$25,000  | 2.1                  | 1.5           | .6            | -                            | -            | .5                | 1.0                       | .7            | .8                 | .8                             | .7            | .6            | .3            |
| Not reported  | 11.4                 | 4.1           | 7.3           | .8                           | -            | -                 | .9                        | .4            | 3.4                | 3.8                            | 3.4           | 4.7           | 1.3           |
| <b>Food Stamps</b>  |                      |               |               |                              |              |                   |                           |               |                    |                                |               |               |               |
| Income of \$25,000 or less                                  | 145.6                | 36.6          | 109.1         | 5.2                          | -            | 5.3               | 14.5                      | 23.7          | 50.6               | 61.5                           | 69.9          | 28.9          | 9.3           |
| Family members received food stamps                         | 38.3                 | 5.5           | 32.8          | .9                           | -            | 1.9               | 4.5                       | 4.1           | 13.9               | 30.3                           | 23.7          | 4.5           | 1.4           |
| Did not receive food stamps                                 | 99.1                 | 28.9          | 70.2          | 3.5                          | -            | 3.2               | 9.5                       | 19.6          | 34.1               | 28.4                           | 44.1          | 20.9          | 7.0           |
| Not reported  | 8.2                  | 2.2           | 6.0           | .8                           | -            | .2                | .4                        | -             | 2.6                | 2.8                            | 2.1           | 3.5           | .8            |
| <b>Rent Reductions</b>                                      |                      |               |               |                              |              |                   |                           |               |                    |                                |               |               |               |
| No subsidy or income reporting                              | 113.0                | -             | 113.0         | 5.3                          | -            | 4.1               | 10.2                      | 6.8           | 52.7               | 25.0                           | 38.1          | 27.9          | 12.8          |
| Rent control  | -                    | -             | -             | -                            | -            | -                 | -                         | -             | -                  | -                              | -             | -             | -             |
| No rent control   | 112.8                | -             | 112.8         | 5.3                          | -            | 4.1               | 10.2                      | 6.8           | 52.5               | 25.0                           | 38.1          | 27.9          | 12.6          |
| Reduced by owner  | 3.4                  | -             | 3.4           | -                            | -            | .6                | .7                        | .7            | .8                 | 1.2                            | 1.4           | -             | -             |
| Not reduced by owner  | 108.8                | -             | 108.8         | 5.3                          | -            | 3.5               | 9.4                       | 6.1           | 51.5               | 23.7                           | 36.8          | 27.4          | 12.6          |
| Owner reduction not reported                                | .6                   | -             | .6            | -                            | -            | -                 | -                         | -             | .2                 | -                              | -             | .6            | -             |
| Rent control not reported                                   | .2                   | -             | .2            | -                            | -            | -                 | -                         | -             | .2                 | -                              | -             | .2            | -             |
| Owned by public housing authority                           | 19.5                 | -             | 19.5          | .4                           | -            | .4                | 1.4                       | 2.3           | 5.7                | 15.7                           | 12.7          | 1.1           | .2            |
| Other, Federal subsidy                                      | 6.9                  | -             | 6.9           | .3                           | -            | .4                | .2                        | .3            | 1.8                | 5.5                            | 3.6           | 1.7           | .3            |
| Other, State or local subsidy                               | 3.7                  | -             | 3.7           | .2                           | -            | -                 | -                         | -             | 2.2                | 1.7                            | 3.0           | .5            | .2            |
| Other, income verification                                  | 1.2                  | -             | 1.2           | -                            | -            | -                 | .2                        | -             | .6                 | .9                             | .6            | .2            | .2            |
| Subsidy or income verification not reported                 | 3.4                  | -             | 3.4           | -                            | -            | -                 | -                         | .2            | .2                 | .4                             | 1.9           | .6            | .2            |

<sup>1</sup>See back cover for details.



Table 5-13. Selected Housing Costs - Occupied Units with Black Householder

[Numbers in thousands. For meaning of symbols, see text.]

| Characteristics  | Total occupied units | Tenure       |              | Housing unit characteristics |              |                   |             | Household characteristics |                    |                     | Selected subareas <sup>1</sup> |             |             |
|--|----------------------|--------------|--------------|------------------------------|--------------|-------------------|-------------|---------------------------|--------------------|---------------------|--------------------------------|-------------|-------------|
|  |                      | Owner        | Renter       | New construction 4 yrs       | Mobile homes | Physical problems |             | Elderly (65+)             | Moved in past year | Below poverty level | Area one                       | Area two    | Area three  |
|  |                      |              |              |                              |              | Severe            | Moderate    |                           |                    |                     |                                |             |             |
| <b>Total</b> .....   | <b>256.3</b>         | <b>108.6</b> | <b>147.7</b> | <b>18.4</b>                  | -            | <b>5.7</b>        | <b>18.9</b> | <b>28.4</b>               | <b>73.8</b>        | <b>61.5</b>         | <b>96.2</b>                    | <b>70.2</b> | <b>17.5</b> |
| <b>Monthly Housing Costs</b>   |                      |              |              |                              |              |                   |             |                           |                    |                     |                                |             |             |
| Less than \$100 .....  | 10.3                 | 2.0          | 8.3          | .1                           | -            | .9                | .7          | 1.6                       | 3.3                | 7.4                 | 7.0                            | 1.3         | .5          |
| \$100 to \$199 .....   | 25.4                 | 11.7         | 13.7         | .5                           | -            | .7                | 1.7         | 8.9                       | 5.5                | 12.4                | 16.0                           | 1.2         | 1.3         |
| \$200 to \$249 .....   | 12.3                 | 6.5          | 5.8          | -                            | -            | -                 | 1.2         | 2.8                       | 3.1                | 5.7                 | 8.0                            | 2.4         | .3          |
| \$250 to \$299 .....   | 11.6                 | 4.0          | 7.6          | .3                           | -            | -                 | 1.0         | 2.7                       | 3.4                | 2.6                 | 7.1                            | 1.0         | -           |
| \$300 to \$349 .....   | 11.0                 | 2.0          | 9.1          | -                            | -            | -                 | 2           | 1.4                       | 2.4                | 3.0                 | 3.4                            | .8          | .3          |
| \$350 to \$399 .....   | 14.1                 | 3.3          | 10.9         | -                            | -            | -                 | 2           | 1.3                       | 1.1                | 5.6                 | 3.7                            | 5.0         | 2.4         |
| \$400 to \$449 .....   | 19.8                 | 4.8          | 15.0         | .8                           | -            | .3                | 1.4         | 1.3                       | 5.8                | 3.9                 | 8.1                            | 3.6         | 2.4         |
| \$450 to \$499 .....   | 22.6                 | 4.0          | 18.7         | .6                           | -            | .2                | 1.4         | 1.2                       | 9.8                | 2.9                 | 5.7                            | 7.3         | 2.1         |
| \$500 to \$599 .....   | 35.6                 | 10.7         | 24.9         | 1.8                          | -            | .2                | 2.4         | .6                        | 14.1               | 5.6                 | 10.4                           | 11.1        | 3.6         |
| \$600 to \$699 .....   | 24.2                 | 8.6          | 15.5         | 1.3                          | -            | -                 | .9          | .5                        | 7.9                | 3.7                 | 5.1                            | 10.8        | 2.0         |
| \$700 to \$799 .....   | 18.9                 | 11.7         | 7.3          | 3.1                          | -            | -                 | .5          | 1.0                       | 4.9                | 1.0                 | 2.3                            | 8.7         | .7          |
| \$800 to \$999 .....   | 19.7                 | 15.4         | 4.3          | 2.7                          | -            | -                 | .8          | .8                        | 3.3                | .6                  | 4.1                            | 8.7         | 1.8         |
| \$1,000 to \$1,249 .....   | 8.0                  | 7.6          | .4           | 2.4                          | -            | -                 | -           | .4                        | 1.8                | .3                  | 1.3                            | 1.8         | .5          |
| \$1,250 to \$1,499 .....   | 2.1                  | 2.1          | -            | .5                           | -            | -                 | -           | -                         | .6                 | -                   | .3                             | .8          | -           |
| \$1,500 or more .....  | 2.9                  | 2.9          | -            | 2.5                          | -            | -                 | -           | -                         | 1.1                | -                   | -                              | 2.2         | -           |
| No cash rent .....   | 6.2                  | -            | 6.2          | -                            | -            | .7                | .2          | .3                        | 1.8                | 4.5                 | 4.0                            | .8          | .2          |
| Mortgage payment not reported .....  | 11.7                 | 11.7         | -            | 1.9                          | -            | -                 | .6          | 1.8                       | 1.5                | 1.9                 | 4.3                            | 5.4         | .5          |
| <b>Median (excludes no cash rent)</b> .....                                      | <b>482</b>           | <b>597</b>   | <b>451</b>   | <b>794</b>                   | -            | -                 | <b>340</b>  | <b>241</b>                | <b>492</b>         | <b>273</b>          | <b>339</b>                     | <b>609</b>  | <b>507</b>  |
| <b>Median Monthly Housing Costs For Owners</b>                                   |                      |              |              |                              |              |                   |             |                           |                    |                     |                                |             |             |
| Monthly costs including all mortgages plus maintenance costs .....               | 622                  | 622          | -            | 1 030                        | -            | -                 | -           | 234                       | 799                | 242                 | 442                            | 743         | -           |
| Monthly costs excluding 2nd and subsequent mortgages and maintenance costs ..... | 547                  | 547          | -            | 1 025                        | -            | -                 | -           | 225                       | 799                | 234                 | 361                            | 673         | -           |
| <b>Monthly Housing Costs as Percent of Current Income<sup>2</sup></b>            |                      |              |              |                              |              |                   |             |                           |                    |                     |                                |             |             |
| Less than 5 percent .....  | 4.0                  | 2.1          | 1.9          | -                            | -            | .5                | -           | .3                        | 1.2                | .2                  | 2.0                            | 1.0         | .5          |
| 5 to 9 percent .....   | 14.0                 | 10.6         | 3.4          | .2                           | -            | .3                | 1.1         | 2.1                       | 1.1                | .5                  | 6.9                            | 2.0         | .8          |
| 10 to 14 percent .....   | 19.6                 | 11.9         | 7.8          | 1.0                          | -            | .4                | 1.6         | 2.3                       | 2.4                | 1.0                 | 5.3                            | 5.8         | 1.5         |
| 15 to 19 percent .....   | 38.2                 | 23.8         | 14.4         | 3.5                          | -            | -                 | 2.9         | 3.8                       | 8.5                | 2.5                 | 10.9                           | 14.3        | 1.8         |
| 20 to 24 percent .....   | 36.7                 | 14.4         | 22.4         | 3.2                          | -            | .4                | 1.7         | 3.5                       | 10.5               | 4.4                 | 12.5                           | 10.4        | 3.4         |
| 25 to 29 percent .....   | 28.3                 | 11.6         | 16.7         | 1.4                          | -            | .7                | 1.4         | 2.3                       | 8.9                | 3.7                 | 10.5                           | 4.7         | 2.6         |
| 30 to 34 percent .....   | 19.9                 | 5.8          | 14.4         | 2.9                          | -            | .6                | 1.0         | 2.5                       | 6.9                | 5.1                 | 6.4                            | 5.9         | 1.7         |
| 35 to 39 percent .....   | 15.5                 | 4.6          | 11.0         | 1.2                          | -            | .3                | .3          | 2.2                       | 6.2                | 3.6                 | 5.0                            | 4.7         | 1.5         |
| 40 to 49 percent .....   | 21.7                 | 5.4          | 16.4         | 1.7                          | -            | 1.0               | 2.2         | 1.8                       | 7.7                | 5.8                 | 9.7                            | 5.8         | .7          |
| 50 to 59 percent .....   | 11.5                 | 2.8          | 8.7          | .5                           | -            | .2                | 2.7         | 2.9                       | 2.9                | 4.8                 | 4.6                            | 2.8         | .8          |
| 60 to 69 percent .....   | 5.6                  | 1.5          | 4.1          | .3                           | -            | -                 | 1.1         | 1.1                       | 2.3                | 3.0                 | 2.6                            | 1.4         | .4          |
| 70 to 99 percent .....   | 7.1                  | .3           | 6.8          | .2                           | -            | .3                | .4          | .8                        | 4.2                | 6.0                 | 3.6                            | 1.8         | .2          |
| 100 percent or more <sup>2</sup> .....   | 13.9                 | 1.7          | 12.2         | .3                           | -            | .3                | 1.5         | .6                        | 6.5                | 12.7                | 6.4                            | 3.3         | .9          |
| Zero or negative income .....  | 2.3                  | .8           | 1.5          | -                            | -            | -                 | .2          | -                         | 1.2                | 1.8                 | 1.5                            | .2          | -           |
| No cash rent .....   | 6.2                  | -            | 6.2          | -                            | -            | .7                | .2          | .3                        | 1.8                | 4.5                 | 4.0                            | .8          | .2          |
| Mortgage payment not reported .....  | 11.7                 | 11.7         | -            | 1.9                          | -            | -                 | .6          | 1.8                       | 1.5                | 1.9                 | 4.3                            | 5.4         | .5          |
| <b>Median (excludes 3 previous lines)</b> .....                                  | <b>26</b>            | <b>20</b>    | <b>31</b>    | <b>26</b>                    | -            | -                 | <b>31</b>   | <b>28</b>                 | <b>31</b>          | <b>50</b>           | <b>28</b>                      | <b>24</b>   | <b>28</b>   |
| <b>Median (excludes 4 lines before medians)</b> .....                            | <b>25</b>            | <b>20</b>    | <b>29</b>    | <b>25</b>                    | -            | -                 | <b>28</b>   | <b>27</b>                 | <b>29</b>          | <b>39</b>           | <b>26</b>                      | <b>23</b>   | <b>25</b>   |
| <b>Rent Paid by Lodgers</b>  |                      |              |              |                              |              |                   |             |                           |                    |                     |                                |             |             |
| Lodgers in housing units .....   | 5.3                  | 2.2          | 3.1          | -                            | -            | -                 | .7          | 1.0                       | 1.6                | -                   | 1.6                            | 3.2         | -           |
| Less than \$100 per month .....  | .3                   | .3           | -            | -                            | -            | -                 | .3          | .3                        | -                  | -                   | .3                             | -           | -           |
| \$100 to \$199 .....   | 1.6                  | .3           | 1.3          | -                            | -            | -                 | .3          | .3                        | .5                 | -                   | .3                             | .7          | -           |
| \$200 to \$299 .....   | 2.5                  | .9           | 1.6          | -                            | -            | -                 | -           | .3                        | .9                 | -                   | 1.0                            | 1.6         | -           |
| \$300 to \$399 .....   | .5                   | .3           | .2           | -                            | -            | -                 | -           | -                         | .2                 | -                   | -                              | .5          | -           |
| \$400 or more per month .....  | -                    | -            | -            | -                            | -            | -                 | -           | -                         | -                  | -                   | -                              | -           | -           |
| Not reported .....   | .3                   | .3           | -            | -                            | -            | -                 | -           | -                         | -                  | -                   | -                              | .3          | -           |
| <b>Median</b> .....  | <b>---</b>           | <b>---</b>   | <b>---</b>   | <b>---</b>                   | <b>---</b>   | <b>---</b>        | <b>---</b>  | <b>---</b>                | <b>---</b>         | <b>---</b>          | <b>---</b>                     | <b>---</b>  | <b>---</b>  |
| <b>Monthly Cost Paid for Electricity</b>   |                      |              |              |                              |              |                   |             |                           |                    |                     |                                |             |             |
| Electricity used .....   | 256.1                | 108.6        | 147.5        | 18.4                         | -            | 5.5               | 18.9        | 28.4                      | 73.8               | 61.3                | 96.0                           | 70.2        | 17.5        |
| Less than \$25 .....   | 31.0                 | 10.1         | 20.9         | .5                           | -            | 1.0               | 4.5         | 7.6                       | 5.4                | 10.9                | 16.7                           | 5.7         | 1.5         |
| \$25 to \$49 .....   | 104.4                | 44.8         | 59.6         | 6.7                          | -            | .6                | 6.2         | 10.0                      | 30.0               | 22.2                | 38.1                           | 28.2        | 8.8         |
| \$50 to \$74 .....   | 56.4                 | 27.5         | 28.9         | 4.9                          | -            | -                 | 4.5         | 4.3                       | 16.7               | 10.7                | 15.1                           | 20.8        | 3.4         |
| \$75 to \$99 .....   | 30.9                 | 16.9         | 14.0         | 3.2                          | -            | .2                | 2.0         | 2.7                       | 9.2                | 3.9                 | 10.1                           | 10.3        | 1.2         |
| \$100 to \$149 .....   | 12.0                 | 4.9          | 7.1          | 1.0                          | -            | .4                | .2          | .6                        | 5.3                | 3.3                 | 2.4                            | 3.5         | 1.4         |
| \$150 to \$199 .....   | 2.6                  | 1.5          | 1.1          | .5                           | -            | -                 | .2          | .2                        | .5                 | .2                  | .6                             | .9          | -           |
| \$200 or more .....  | .9                   | .5           | .4           | -                            | -            | -                 | .4          | .3                        | .4                 | .2                  | .2                             | .4          | -           |
| <b>Median</b> .....  | <b>46</b>            | <b>49</b>    | <b>44</b>    | <b>56</b>                    | -            | -                 | <b>43</b>   | <b>38</b>                 | <b>49</b>          | <b>42</b>           | <b>41</b>                      | <b>51</b>   | <b>44</b>   |
| Included in rent, other fee, or obtained free .....                              | 18.0                 | 2.4          | 15.6         | 1.5                          | -            | 3.2               | 1.0         | 2.7                       | 6.3                | 9.9                 | 12.8                           | .4          | 1.1         |
| <b>Monthly Cost Paid for Piped Gas</b>   |                      |              |              |                              |              |                   |             |                           |                    |                     |                                |             |             |
| Piped gas used .....   | 216.0                | 101.3        | 114.7        | 15.4                         | -            | 5.0               | 16.1        | 26.4                      | 56.1               | 52.9                | 89.4                           | 60.5        | 11.1        |
| Less than \$25 .....   | 24.3                 | 5.6          | 18.7         | 3.5                          | -            | .2                | 1.7         | 1.7                       | 11.0               | 5.3                 | 7.9                            | 7.1         | 1.8         |
| \$25 to \$49 .....   | 86.6                 | 40.4         | 46.2         | 5.1                          | -            | 1.5               | 7.4         | 9.6                       | 22.4               | 16.8                | 28.5                           | 28.2        | 4.9         |
| \$50 to \$74 .....   | 57.1                 | 37.6         | 19.5         | 4.8                          | -            | .7                | 4.3         | 8.7                       | 8.4                | 11.1                | 27.1                           | 14.7        | 2.3         |
| \$75 to \$99 .....   | 14.2                 | 11.8         | 2.4          | 1.2                          | -            | -                 | 1.0         | 3.2                       | 1.8                | 3.0                 | 6.0                            | 4.4         | .3          |
| \$100 to \$149 .....   | 5.4                  | 4.5          | 1.0          | .5                           | -            | -                 | .3          | .7                        | .7                 | 1.7                 | .9                             | 2.9         | -           |
| \$150 to \$199 .....   | 1.4                  | .9           | .4           | -                            | -            | -                 | .2          | .2                        | .2                 | -                   | .3                             | .3          | -           |
| \$200 or more .....  | .2                   | .2           | .2           | -                            | -            | -                 | .2          | .2                        | .2                 | -                   | .2                             | .2          | -           |
| <b>Median</b> .....  | <b>45</b>            | <b>53</b>    | <b>39</b>    | <b>45</b>                    | -            | -                 | <b>44</b>   | <b>52</b>                 | <b>38</b>          | <b>45</b>           | <b>49</b>                      | <b>44</b>   | <b>40</b>   |
| Included in rent, other fee, or obtained free .....                              | 26.9                 | .6           | 26.3         | .3                           | -            | 2.7               | 1.2         | 2.0                       | 11.6               | 15.2                | 18.8                           | 2.9         | 1.8         |
| <b>Average Monthly Cost Paid for Fuel Oil</b>                                    |                      |              |              |                              |              |                   |             |                           |                    |                     |                                |             |             |
| Fuel oil used .....  | 3.9                  | 1.2          | 2.8          | -                            | -            | -                 | .4          | .9                        | 1.7                | 1.2                 | 2.1                            | .3          | .4          |
| Less than \$25 .....   | -                    | -            | -            | -                            | -            | -                 | -           | -                         | -                  | -                   | -                              | -           | -           |
| \$25 to \$49 .....   | -                    | -            | -            | -                            | -            | -                 | -           | -                         | -                  | -                   | -                              | -           | -           |
| \$50 to \$74 .....   | .3                   | .3           | -            | -                            | -            | -                 | -           | -                         | -                  | .3                  | .3                             | -           | -           |
| \$75 to \$99 .....   | .2                   | .2           | -            | -                            | -            | -                 | -           | -                         | .2                 | -                   | -                              | -           | -           |
| \$100 to \$149 .....   | .3                   | .3           | -            | -                            | -            | -                 | -           | -                         | -                  | -                   | -                              | .3          | -           |
| \$150 to \$199 .....   | -                    | -            | -            | -                            | -            | -                 | -           | -                         | -                  | -                   | -                              | -           | -           |
| \$200 or more .....  | -                    | -            | -            | -                            | -            | -                 | -           | -                         | -                  | -                   | -                              | -           | -           |
| <b>Median</b> .....  | <b>---</b>           | <b>---</b>   | <b>---</b>   | <b>---</b>                   | <b>---</b>   | <b>---</b>        | <b>---</b>  | <b>---</b>                | <b>---</b>         | <b>---</b>          | <b>---</b>                     | <b>---</b>  | <b>---</b>  |
| Included in rent, other fee, or obtained free .....                              | 3.1                  | .3           | 2.8          | -                            | -            | -                 | .4          | .9                        | 1.5                | .9                  | 1.8                            | -           | .4          |
| <b>Property Insurance</b>  |                      |              |              |                              |              |                   |             |                           |                    |                     |                                |             |             |
| Property insurance paid .....  | 119.2                | 99.1         | 20.1         | 13.0                         | -            | .7                | 7.4         | 17.2                      | 16.9               | 11.3                | 34.3                           | 42.4        | 5.7         |
| <b>Median per month</b> .....  | <b>26</b>            | <b>30</b>    | <b>16</b>    | <b>25</b>                    | -            | -                 | <b>20</b>   | <b>25</b>                 | <b>20</b>          | <b>22</b>           | <b>32</b>                      | <b>24</b>   | <b>---</b>  |

Table 5-13. Selected Housing Costs - Occupied Units with Black Householder—Con.

[Numbers in thousands. For meaning of symbols, see text.]

| Characteristics  | Total occupied units | Tenure |        | Housing unit characteristics |              |                   |          | Household characteristics |                    |                     | Selected subareas <sup>1</sup> |          |            |
|--|----------------------|--------|--------|------------------------------|--------------|-------------------|----------|---------------------------|--------------------|---------------------|--------------------------------|----------|------------|
|  |                      | Owner  | Renter | New construction 4 yrs       | Mobile homes | Physical problems |          | Elderly (65+)             | Moved in past year | Below poverty level | Area one                       | Area two | Area three |
|  |                      |        |        |                              |              | Severe            | Moderate |                           |                    |                     |                                |          |            |
| <b>Monthly Costs Paid for Selected Utilities and Fuels</b> |                      |        |        |                              |              |                   |          |                           |                    |                     |                                |          |            |
| Water paid separately                                      | 105.7                | 84.3   | 21.4   | 11.8                         | --           | .6                | 9.8      | 14.5                      | 15.4               | 14.6                | 32.5                           | 33.5     | 3.6        |
| Median   | 20                   | 20     | 18     | 20                           | --           | --                | 23       | 17                        | 18                 | 19                  | 21                             | 18       | --         |
| Trash paid separately                                      | 63.0                 | 48.9   | 14.0   | 8.4                          | --           | --                | 4.3      | 5.7                       | 10.6               | 9.1                 | 6.5                            | 23.0     | 3.7        |
| Median   | 16                   | 17     | 15     | 18                           | --           | --                | --       | --                        | 17                 | 13                  | --                             | 15       | --         |
| Bottled gas paid separately                                | 4.3                  | 1.9    | 2.4    | .3                           | --           | .2                | 1.1      | .9                        | 1.0                | 1.0                 | --                             | .2       | .2         |
| Median   | --                   | --     | --     | --                           | --           | --                | --       | --                        | --                 | --                  | --                             | --       | --         |
| Other fuel paid separately                                 | 21.8                 | 15.4   | 6.4    | 3.9                          | --           | --                | 1.3      | .7                        | 4.1                | 1.4                 | 2.1                            | 10.9     | 1.7        |
| Median   | 10-                  | 10-    | --     | --                           | --           | --                | --       | --                        | --                 | --                  | --                             | 10-      | --         |
| <b>OWNER OCCUPIED UNITS</b>                                |                      |        |        |                              |              |                   |          |                           |                    |                     |                                |          |            |
| Total  | 108.6                | 108.6  | --     | 12.2                         | --           | .7                | 6.8      | 18.8                      | 10.6               | 12.3                | 36.2                           | 38.1     | 3.6        |
| <b>Cost and Ownership Sharing</b>                          |                      |        |        |                              |              |                   |          |                           |                    |                     |                                |          |            |
| Ownership shared by person not living here                 | 4.7                  | 4.7    | --     | .3                           | --           | --                | 1.0      | 1.0                       | .3                 | .5                  | 2.4                            | 1.1      | .2         |
| Costs shared by person not living here                     | --                   | --     | --     | --                           | --           | --                | --       | --                        | --                 | --                  | --                             | --       | --         |
| Costs not shared   | 4.7                  | 4.7    | --     | .3                           | --           | --                | 1.0      | 1.0                       | .3                 | .5                  | 2.4                            | 1.1      | .2         |
| Cost sharing not reported                                  | --                   | --     | --     | --                           | --           | --                | --       | --                        | --                 | --                  | --                             | --       | --         |
| Ownership not shared                                       | 101.5                | 101.5  | --     | 11.6                         | --           | .4                | 5.6      | 17.1                      | 9.9                | 10.6                | 32.5                           | 36.5     | 3.0        |
| Costs shared by person not living here                     | .7                   | .7     | --     | --                           | --           | --                | --       | --                        | --                 | .3                  | .4                             | .3       | --         |
| Costs not shared   | 100.8                | 100.8  | --     | 11.6                         | --           | .4                | 5.6      | 17.1                      | 9.9                | 10.3                | 32.1                           | 36.2     | 3.0        |
| Cost sharing not reported                                  | --                   | --     | --     | --                           | --           | --                | --       | --                        | --                 | --                  | --                             | --       | --         |
| Ownership sharing not reported                             | 2.5                  | 2.5    | --     | .3                           | --           | .2                | .2       | .7                        | .4                 | 1.2                 | 1.4                            | .5       | .5         |
| <b>Monthly Payment for Principal and Interest</b>          |                      |        |        |                              |              |                   |          |                           |                    |                     |                                |          |            |
| Less than \$100  | 2.6                  | 2.6    | --     | --                           | --           | --                | .5       | 1.3                       | --                 | .3                  | 1.1                            | .5       | --         |
| \$100 to \$199   | 7.3                  | 7.3    | --     | --                           | --           | .4                | .3       | 1.8                       | .2                 | --                  | 2.9                            | 2.7      | --         |
| \$200 to \$249   | 6.4                  | 6.4    | --     | --                           | --           | --                | .3       | 1.0                       | --                 | --                  | 2.5                            | 1.6      | --         |
| \$250 to \$299   | 3.1                  | 3.1    | --     | --                           | --           | --                | .2       | .3                        | --                 | 1.0                 | 1.0                            | 1.2      | --         |
| \$300 to \$349   | 6.4                  | 6.4    | --     | .5                           | --           | --                | --       | --                        | --                 | 1.0                 | 1.6                            | 3.2      | --         |
| \$350 to \$399   | 3.8                  | 3.8    | --     | --                           | --           | --                | .9       | .3                        | .9                 | --                  | 1.3                            | 1.6      | --         |
| \$400 to \$449   | 3.9                  | 3.9    | --     | .8                           | --           | --                | --       | .8                        | 1.0                | .3                  | 2.1                            | .8       | --         |
| \$450 to \$499   | 5.9                  | 5.9    | --     | .3                           | --           | --                | .2       | .2                        | .9                 | .2                  | 1.7                            | 1.5      | .2         |
| \$500 to \$599   | 11.5                 | 11.5   | --     | .9                           | --           | --                | .5       | .5                        | 1.2                | .9                  | .6                             | 5.6      | .5         |
| \$600 to \$699   | 10.2                 | 10.2   | --     | 1.7                          | --           | --                | --       | --                        | .9                 | .3                  | 3.0                            | 4.5      | .6         |
| \$700 to \$799   | 5.3                  | 5.3    | --     | 2.0                          | --           | --                | --       | .4                        | 1.0                | .3                  | .6                             | 2.3      | .3         |
| \$800 to \$999   | 3.9                  | 3.9    | --     | 1.4                          | --           | --                | --       | --                        | 1.3                | --                  | --                             | 1.2      | --         |
| \$1,000 to \$1,249   | 2.8                  | 2.8    | --     | 1.6                          | --           | --                | --       | --                        | .8                 | --                  | .3                             | 1.6      | .3         |
| \$1,250 to \$1,499   | .9                   | .9     | --     | .5                           | --           | --                | --       | --                        | .3                 | --                  | --                             | .5       | --         |
| \$1,500 or more  | .6                   | .6     | --     | .6                           | --           | --                | --       | .8                        | .3                 | --                  | --                             | .6       | --         |
| Not reported   | 11.7                 | 11.7   | --     | 1.9                          | --           | --                | .6       | 1.8                       | 1.5                | 1.9                 | 4.3                            | 5.4      | .5         |
| Median   | 482                  | 482    | --     | 748                          | --           | --                | --       | 200                       | 617                | --                  | 359                            | 528      | --         |
| <b>Average Monthly Cost Paid for Real Estate Taxes</b>     |                      |        |        |                              |              |                   |          |                           |                    |                     |                                |          |            |
| Less than \$25   | 17.4                 | 17.4   | --     | 1.6                          | --           | .7                | 2.3      | 8.3                       | 1.5                | 3.8                 | 5.7                            | 3.6      | 1.3        |
| \$25 to \$49   | 23.4                 | 23.4   | --     | 1.1                          | --           | --                | 2.3      | 3.8                       | 1.6                | 3.2                 | 10.5                           | 9.1      | .2         |
| \$50 to \$74   | 28.6                 | 28.6   | --     | 2.4                          | --           | --                | 1.1      | 2.6                       | 2.9                | 3.7                 | 7.8                            | 11.1     | 1.4        |
| \$75 to \$99   | 21.0                 | 21.0   | --     | 3.2                          | --           | --                | .3       | 1.6                       | 2.1                | 1.1                 | 6.2                            | 7.0      | .2         |
| \$100 to \$149   | 12.6                 | 12.6   | --     | 1.2                          | --           | --                | .3       | 2.0                       | 1.4                | .5                  | 4.8                            | 3.9      | .5         |
| \$150 to \$199   | 2.6                  | 2.6    | --     | 2.0                          | --           | --                | .3       | .8                        | .3                 | --                  | .3                             | 2.0      | --         |
| \$200 or more  | 3.0                  | 3.0    | --     | .8                           | --           | --                | .2       | .4                        | .5                 | --                  | 1.0                            | 1.4      | --         |
| Median   | 62                   | 62     | --     | 63                           | --           | --                | --       | 32                        | 70                 | 43                  | 56                             | 64       | --         |
| <b>Annual Taxes Paid Per \$1,000 Value</b>                 |                      |        |        |                              |              |                   |          |                           |                    |                     |                                |          |            |
| Less than \$5  | 15.2                 | 15.2   | --     | 2.1                          | --           | .4                | 1.5      | 6.3                       | 1.8                | 3.9                 | 3.3                            | 4.8      | 1.1        |
| \$5 to \$9   | 30.8                 | 30.8   | --     | 3.9                          | --           | .2                | 1.8      | 6.5                       | 2.6                | 2.2                 | 7.6                            | 12.8     | 1.7        |
| \$10 to \$14   | 38.7                 | 38.7   | --     | 4.2                          | --           | --                | 1.1      | 3.6                       | 4.5                | 3.7                 | 11.4                           | 15.5     | --         |
| \$15 to \$19   | 16.7                 | 16.7   | --     | 2.0                          | --           | --                | .9       | 1.1                       | 1.5                | 1.7                 | 7.7                            | 4.1      | .5         |
| \$20 to \$24   | 4.3                  | 4.3    | --     | --                           | --           | --                | .7       | .5                        | .3                 | .5                  | 3.5                            | .8       | --         |
| \$25 or more   | 3.0                  | 3.0    | --     | --                           | --           | --                | .9       | .8                        | --                 | .3                  | 2.7                            | --       | .3         |
| Median   | 11                   | 11     | --     | 10                           | --           | --                | --       | 7                         | 11                 | 10                  | 13                             | 10       | --         |
| <b>Routine Maintenance in Last Year</b>                    |                      |        |        |                              |              |                   |          |                           |                    |                     |                                |          |            |
| Less than \$25 per month                                   | 71.5                 | 71.5   | --     | 8.3                          | --           | .4                | 4.7      | 14.5                      | 8.6                | 9.3                 | 25.6                           | 22.4     | 1.9        |
| \$25 to \$49   | 16.6                 | 16.6   | --     | 2.7                          | --           | --                | 1.3      | 2.2                       | .5                 | .8                  | 5.0                            | 7.6      | .5         |
| \$50 to \$74   | 3.9                  | 3.9    | --     | .3                           | --           | --                | --       | .4                        | --                 | .3                  | 1.6                            | 1.5      | --         |
| \$75 to \$99   | 2.9                  | 2.9    | --     | --                           | --           | --                | .7       | --                        | .2                 | .3                  | .3                             | 1.5      | .3         |
| \$100 to \$149   | 3.5                  | 3.5    | --     | .3                           | --           | --                | --       | .3                        | .3                 | --                  | 1.0                            | .9       | --         |
| \$150 to \$199   | 2.1                  | 2.1    | --     | .4                           | --           | --                | --       | .7                        | --                 | --                  | --                             | 1.4      | --         |
| \$200 or more per month                                    | 1.5                  | 1.5    | --     | --                           | --           | --                | --       | --                        | .3                 | --                  | .3                             | .9       | --         |
| Not reported   | 6.5                  | 6.5    | --     | .3                           | --           | .2                | .2       | .7                        | .7                 | 1.7                 | 2.5                            | 1.8      | 1.0        |
| Median   | 25-                  | 25-    | --     | 25-                          | --           | --                | --       | 25-                       | 25-                | 25-                 | 25-                            | 25-      | --         |
| <b>Condominium and Cooperative Fee</b>                     |                      |        |        |                              |              |                   |          |                           |                    |                     |                                |          |            |
| Fee paid   | 2.1                  | 2.1    | --     | .3                           | --           | --                | .2       | --                        | .5                 | .2                  | --                             | 1.0      | --         |
| Less than \$25 per month                                   | --                   | --     | --     | --                           | --           | --                | --       | --                        | --                 | --                  | --                             | --       | --         |
| \$25 to \$49   | .3                   | .3     | --     | .3                           | --           | --                | --       | --                        | --                 | --                  | --                             | .3       | --         |
| \$50 to \$74   | .2                   | .2     | --     | --                           | --           | --                | --       | --                        | .2                 | --                  | --                             | --       | --         |
| \$75 to \$99   | 1.0                  | 1.0    | --     | --                           | --           | --                | --       | --                        | .3                 | --                  | --                             | .5       | --         |
| \$100 to \$149   | .2                   | .2     | --     | --                           | --           | --                | .2       | --                        | --                 | --                  | --                             | .2       | --         |
| \$150 to \$199   | .2                   | .2     | --     | --                           | --           | --                | --       | --                        | --                 | --                  | --                             | --       | --         |
| \$200 or more per month                                    | --                   | --     | --     | --                           | --           | --                | --       | --                        | --                 | --                  | --                             | --       | --         |
| Not reported   | .2                   | .2     | --     | --                           | --           | --                | --       | --                        | --                 | .2                  | --                             | --       | --         |
| Median   | --                   | --     | --     | --                           | --           | --                | --       | --                        | --                 | --                  | --                             | --       | --         |
| <b>Other Housing Costs Per Month</b>                       |                      |        |        |                              |              |                   |          |                           |                    |                     |                                |          |            |
| Homeowner association fee paid                             | 1.9                  | 1.9    | --     | .3                           | --           | --                | .2       | --                        | .5                 | --                  | --                             | 1.0      | --         |
| Median   | --                   | --     | --     | --                           | --           | --                | --       | --                        | --                 | --                  | --                             | --       | --         |
| Mobile home park fee paid                                  | --                   | --     | --     | --                           | --           | --                | --       | --                        | --                 | --                  | --                             | --       | --         |
| Median   | --                   | --     | --     | --                           | --           | --                | --       | --                        | --                 | --                  | --                             | --       | --         |
| Land rent fee paid   | --                   | --     | --     | --                           | --           | --                | --       | --                        | --                 | --                  | --                             | --       | --         |
| Median   | --                   | --     | --     | --                           | --           | --                | --       | --                        | --                 | --                  | --                             | --       | --         |

<sup>1</sup>See back cover for details.  
<sup>2</sup>May reflect a temporary situation, living off savings, or response error.  
<sup>3</sup>Beginning with 1989 this item uses current income in its calculation. See appendix A.

**Table 5-14. Value, Purchase Price, and Source of Down Payment - Owner Occupied Units with Black Householder**

[Numbers in thousands. For meaning of symbols, see text.]

| Characteristics                                      | Total occupied units | Tenure        |        | Housing unit characteristics |              |                   |            | Household characteristics |                    |                     | Selected subareas <sup>1</sup> |               |            |
|--|----------------------|---------------|--------|------------------------------|--------------|-------------------|------------|---------------------------|--------------------|---------------------|--------------------------------|---------------|------------|
|  |                      | Owner         | Renter | New construction 4 yrs       | Mobile homes | Physical problems |            | Elderly (65+)             | Moved in past year | Below poverty level | Area one                       | Area two      | Area three |
|  |                      |               |        |                              |              | Severe            | Moderate   |                           |                    |                     |                                |               |            |
| <b>Total</b> .....                                   | <b>108.6</b>         | <b>108.6</b>  | ---    | <b>12.2</b>                  | ---          | <b>.7</b>         | <b>6.8</b> | <b>18.8</b>               | <b>10.6</b>        | <b>12.3</b>         | <b>36.2</b>                    | <b>38.1</b>   | <b>3.6</b> |
| <b>Value</b>   |                      |               |        |                              |              |                   |            |                           |                    |                     |                                |               |            |
| Less than \$10,000.....                              | .3                   | .3            | ---    | ---                          | ---          | ---               | ---        | ---                       | ---                | ---                 | ---                            | ---           | .3         |
| \$10,000 to \$19,999.....                            | 1.6                  | 1.6           | ---    | ---                          | ---          | .2                | .3         | .3                        | ---                | .8                  | 1.2                            | .2            | ---        |
| \$20,000 to \$29,999.....                            | 3.4                  | 3.4           | ---    | ---                          | ---          | ---               | .8         | 1.0                       | ---                | .2                  | 2.7                            | .7            | ---        |
| \$30,000 to \$39,999.....                            | 5.6                  | 5.6           | ---    | ---                          | ---          | ---               | .7         | 1.7                       | .2                 | 1.0                 | 3.6                            | .9            | .3         |
| \$40,000 to \$49,999.....                            | 13.2                 | 13.2          | ---    | ---                          | ---          | ---               | 1.3        | 4.8                       | .4                 | 3.6                 | 6.2                            | 2.5           | ---        |
| \$50,000 to \$59,999.....                            | 13.2                 | 13.2          | ---    | .5                           | ---          | ---               | .6         | 2.2                       | 1.6                | 1.7                 | 6.0                            | 3.5           | .6         |
| \$60,000 to \$69,999.....                            | 16.7                 | 16.7          | ---    | .8                           | ---          | ---               | 1.2        | 1.6                       | .8                 | 1.3                 | 7.8                            | 5.4           | .2         |
| \$70,000 to \$79,999.....                            | 19.0                 | 19.0          | ---    | 2.3                          | ---          | ---               | 1.3        | 1.2                       | 1.5                | 1.3                 | 2.1                            | 9.6           | .3         |
| \$80,000 to \$89,999.....                            | 20.1                 | 20.1          | ---    | 2.7                          | ---          | .4                | ---        | 3.1                       | 2.2                | 1.4                 | 4.3                            | 6.9           | 1.1        |
| \$100,000 to \$119,999.....                          | 6.0                  | 6.0           | ---    | 1.5                          | ---          | ---               | .2         | 1.3                       | 1.3                | .4                  | .9                             | 2.6           | .3         |
| \$120,000 to \$149,999.....                          | 4.2                  | 4.2           | ---    | 1.3                          | ---          | ---               | .4         | 1.1                       | 1.0                | .4                  | 1.4                            | 2.2           | ---        |
| \$150,000 to \$199,999.....                          | 2.2                  | 2.2           | ---    | 1.3                          | ---          | ---               | ---        | .3                        | .5                 | .3                  | ---                            | 1.4           | .5         |
| \$200,000 to \$249,999.....                          | 1.1                  | 1.1           | ---    | .8                           | ---          | ---               | ---        | ---                       | .5                 | ---                 | ---                            | 1.1           | ---        |
| \$250,000 to \$299,999.....                          | .6                   | .6            | ---    | .3                           | ---          | ---               | ---        | ---                       | ---                | ---                 | ---                            | .3            | ---        |
| \$300,000 or more.....                               | 1.4                  | 1.4           | ---    | .6                           | ---          | ---               | ---        | .3                        | .5                 | ---                 | ---                            | .9            | ---        |
| <b>Median</b> .....                                  | <b>70 161</b>        | <b>70 161</b> | ---    | <b>98 153</b>                | ---          | ---               | ---        | <b>57 160</b>             | <b>87 381</b>      | <b>53 671</b>       | <b>57 231</b>                  | <b>76 207</b> | ---        |
| <b>Ratio of Value to Current Income<sup>3</sup></b>  |                      |               |        |                              |              |                   |            |                           |                    |                     |                                |               |            |
| Less than 1.5.....                                   | 31.7                 | 31.7          | ---    | 2.5                          | ---          | ---               | 1.3        | 1.3                       | 2.2                | .2                  | 10.3                           | 11.1          | 1.0        |
| 1.5 to 1.9.....                                      | 20.4                 | 20.4          | ---    | 2.9                          | ---          | ---               | 1.0        | .9                        | 3.0                | .3                  | 4.5                            | 6.3           | .2         |
| 2.0 to 2.4.....                                      | 15.5                 | 15.5          | ---    | 2.1                          | ---          | ---               | .9         | 2.1                       | 1.6                | .7                  | 5.5                            | 5.5           | .3         |
| 2.5 to 2.9.....                                      | 10.3                 | 10.3          | ---    | 2.4                          | ---          | ---               | .6         | 1.8                       | 1.4                | .7                  | 3.7                            | 3.9           | .6         |
| 3.0 to 3.9.....                                      | 10.5                 | 10.5          | ---    | .8                           | ---          | .2                | ---        | 3.7                       | 1.0                | 1.0                 | 3.8                            | 4.5           | .2         |
| 4.0 to 4.9.....                                      | 5.7                  | 5.7           | ---    | .3                           | ---          | ---               | .8         | 2.7                       | .6                 | .3                  | 2.4                            | 2.1           | ---        |
| 5.0 or more.....                                     | 13.5                 | 13.5          | ---    | 1.2                          | ---          | .4                | 2.1        | 6.3                       | .8                 | 8.1                 | 5.3                            | 4.8           | 1.1        |
| Zero or negative income.....                         | 1.1                  | 1.1           | ---    | ---                          | ---          | ---               | ---        | ---                       | ---                | 1.1                 | .8                             | ---           | .3         |
| <b>Median</b> .....                                  | <b>2.1</b>           | <b>2.1</b>    | ---    | <b>2.2</b>                   | ---          | ---               | ---        | <b>3.9</b>                | <b>2.0</b>         | <b>5.0+</b>         | <b>2.3</b>                     | <b>2.2</b>    | ---        |
| <b>Other Activities on Property<sup>2</sup></b>      |                      |               |        |                              |              |                   |            |                           |                    |                     |                                |               |            |
| Commercial establishment.....                        | ---                  | ---           | ---    | ---                          | ---          | ---               | ---        | ---                       | ---                | ---                 | ---                            | ---           | ---        |
| Medical or dental office.....                        | .2                   | .2            | ---    | ---                          | ---          | ---               | ---        | ---                       | ---                | ---                 | .2                             | ---           | ---        |
| Neither.....   | 108.4                | 108.4         | ---    | 12.2                         | ---          | .7                | 6.8        | 18.8                      | 10.6               | 12.3                | 36.0                           | 38.1          | 3.6        |
| <b>Year Unit Acquired</b>                            |                      |               |        |                              |              |                   |            |                           |                    |                     |                                |               |            |
| 1990 to 1994.....                                    | 14.5                 | 14.5          | ---    | 6.2                          | ---          | ---               | .6         | ---                       | 9.7                | 1.1                 | 1.9                            | 7.0           | .7         |
| 1985 to 1989.....                                    | 27.6                 | 27.6          | ---    | 5.8                          | ---          | ---               | .5         | 1.7                       | .3                 | 1.5                 | 3.1                            | 14.0          | 1.6        |
| 1980 to 1984.....                                    | 13.2                 | 13.2          | ---    | ---                          | ---          | ---               | 1.0        | .5                        | ---                | .6                  | 5.6                            | 3.0           | ---        |
| 1975 to 1979.....                                    | 19.1                 | 19.1          | ---    | ---                          | ---          | ---               | .8         | 1.8                       | .3                 | 1.4                 | 5.2                            | 7.3           | ---        |
| 1970 to 1974.....                                    | 13.4                 | 13.4          | ---    | ---                          | ---          | ---               | .6         | 2.5                       | ---                | 2.9                 | 5.9                            | 4.5           | .3         |
| 1960 to 1969.....                                    | 12.6                 | 12.6          | ---    | ---                          | ---          | .4                | 2.1        | 7.4                       | ---                | 2.7                 | 9.4                            | 1.8           | .3         |
| 1950 to 1959.....                                    | 3.7                  | 3.7           | ---    | ---                          | ---          | ---               | .6         | 3.1                       | ---                | .3                  | 2.6                            | ---           | ---        |
| 1940 to 1949.....                                    | .7                   | .7            | ---    | ---                          | ---          | ---               | .3         | .7                        | ---                | .3                  | .4                             | ---           | ---        |
| 1939 or earlier.....                                 | .3                   | .3            | ---    | ---                          | ---          | ---               | ---        | .3                        | ---                | .3                  | .4                             | ---           | ---        |
| Not reported.....                                    | 3.4                  | 3.4           | ---    | ---                          | ---          | .2                | .2         | .9                        | .4                 | 1.5                 | 1.7                            | .5            | .8         |
| <b>Median</b> .....                                  | <b>1981</b>          | <b>1981</b>   | ---    | ---                          | ---          | ---               | ---        | <b>1967</b>               | <b>1990+</b>       | <b>1974</b>         | <b>1974</b>                    | <b>1986</b>   | ---        |
| <b>First Time Owners</b>                             |                      |               |        |                              |              |                   |            |                           |                    |                     |                                |               |            |
| First home ever owned.....                           | 64.9                 | 64.9          | ---    | 4.7                          | ---          | ---               | 5.3        | 12.1                      | 4.9                | 8.0                 | 26.6                           | 17.9          | 2.4        |
| Not first home.....                                  | 40.1                 | 40.1          | ---    | 7.2                          | ---          | .4                | 1.3        | 6.0                       | 4.9                | 2.5                 | 7.8                            | 19.7          | .8         |
| Not reported.....                                    | 3.6                  | 3.6           | ---    | .3                           | ---          | .2                | .2         | .7                        | .8                 | 1.9                 | 1.8                            | .5            | .5         |
| <b>Purchase Price</b>                                |                      |               |        |                              |              |                   |            |                           |                    |                     |                                |               |            |
| Home purchased or built.....                         | 101.5                | 101.5         | ---    | 11.9                         | ---          | .4                | 5.0        | 17.0                      | 10.2               | 9.5                 | 31.7                           | 37.4          | 2.6        |
| Less than \$10,000.....                              | 4.4                  | 4.4           | ---    | ---                          | ---          | ---               | .5         | 1.4                       | .3                 | .3                  | 3.2                            | .6            | ---        |
| \$10,000 to \$19,999.....                            | 16.3                 | 16.3          | ---    | .3                           | ---          | ---               | 2.0        | 6.8                       | ---                | 3.5                 | 8.8                            | 5.0           | .3         |
| \$20,000 to \$29,999.....                            | 13.3                 | 13.3          | ---    | ---                          | ---          | ---               | .7         | 3.1                       | ---                | 1.9                 | 8.5                            | 2.9           | ---        |
| \$30,000 to \$39,999.....                            | 11.9                 | 11.9          | ---    | ---                          | ---          | ---               | .5         | 1.7                       | ---                | .6                  | 4.0                            | 3.1           | ---        |
| \$40,000 to \$49,999.....                            | 8.7                  | 8.7           | ---    | .8                           | ---          | ---               | ---        | ---                       | 1.0                | .4                  | 2.4                            | 2.8           | ---        |
| \$50,000 to \$59,999.....                            | 10.1                 | 10.1          | ---    | .3                           | ---          | ---               | .3         | ---                       | 1.7                | .3                  | 1.2                            | 4.6           | .6         |
| \$60,000 to \$69,999.....                            | 11.2                 | 11.2          | ---    | 2.3                          | ---          | ---               | .3         | .2                        | 1.2                | .3                  | .3                             | 6.6           | .6         |
| \$70,000 to \$79,999.....                            | 5.6                  | 5.6           | ---    | 1.7                          | ---          | ---               | .2         | .2                        | 1.1                | ---                 | .2                             | 3.4           | .5         |
| \$80,000 to \$89,999.....                            | 6.7                  | 6.7           | ---    | 2.8                          | ---          | ---               | ---        | .4                        | 1.6                | .5                  | .2                             | 1.4           | ---        |
| \$100,000 to \$119,999.....                          | 1.7                  | 1.7           | ---    | .5                           | ---          | ---               | ---        | ---                       | .5                 | ---                 | ---                            | 1.1           | ---        |
| \$120,000 to \$149,999.....                          | 1.4                  | 1.4           | ---    | .8                           | ---          | ---               | ---        | ---                       | .8                 | ---                 | ---                            | 1.1           | ---        |
| \$150,000 to \$199,999.....                          | 1.6                  | 1.6           | ---    | 1.3                          | ---          | ---               | ---        | ---                       | .8                 | ---                 | ---                            | 1.1           | .3         |
| \$200,000 to \$249,999.....                          | 1.5                  | 1.5           | ---    | .9                           | ---          | ---               | ---        | .3                        | .3                 | ---                 | ---                            | .9            | ---        |
| \$250,000 to \$299,999.....                          | ---                  | ---           | ---    | ---                          | ---          | ---               | ---        | ---                       | ---                | ---                 | ---                            | ---           | ---        |
| \$300,000 or more.....                               | ---                  | ---           | ---    | ---                          | ---          | ---               | ---        | ---                       | ---                | ---                 | ---                            | ---           | ---        |
| Not reported.....                                    | 7.3                  | 7.3           | ---    | .3                           | ---          | .4                | .6         | 2.9                       | .5                 | 1.6                 | 3.1                            | 1.8           | .3         |
| <b>Median</b> .....                                  | <b>41 472</b>        | <b>41 472</b> | ---    | <b>83 643</b>                | ---          | ---               | ---        | <b>16 320</b>             | <b>74 779</b>      | <b>20 733</b>       | <b>22 764</b>                  | <b>57 995</b> | ---        |
| Received as inheritance or gift.....                 | 3.7                  | 3.7           | ---    | ---                          | ---          | ---               | 1.6        | .9                        | ---                | 1.3                 | 2.9                            | .2            | .3         |
| Not reported.....                                    | 3.4                  | 3.4           | ---    | .3                           | ---          | .2                | .2         | .9                        | .4                 | 1.5                 | 1.7                            | .5            | .8         |
| <b>Major Source of Down Payment</b>                  |                      |               |        |                              |              |                   |            |                           |                    |                     |                                |               |            |
| Home purchased or built.....                         | 101.5                | 101.5         | ---    | 11.9                         | ---          | .4                | 5.0        | 17.0                      | 10.2               | 9.5                 | 31.7                           | 37.4          | 2.6        |
| Sale of previous home.....                           | 15.3                 | 15.3          | ---    | 3.6                          | ---          | .4                | .3         | 3.2                       | 1.1                | .5                  | 1.8                            | 7.8           | .3         |
| Savings or cash on hand.....                         | 68.0                 | 68.0          | ---    | 6.4                          | ---          | ---               | 3.5        | 8.9                       | 7.9                | 6.4                 | 23.2                           | 25.5          | 2.0        |
| Sale of other investment.....                        | ---                  | ---           | ---    | ---                          | ---          | ---               | ---        | ---                       | ---                | ---                 | ---                            | ---           | ---        |
| Borrowing, other than mortgage on this property..... | 2.0                  | 2.0           | ---    | ---                          | ---          | ---               | ---        | ---                       | ---                | ---                 | 1.7                            | ---           | ---        |
| Inheritance or gift.....                             | 2.1                  | 2.1           | ---    | .3                           | ---          | ---               | ---        | .3                        | .3                 | ---                 | 1.0                            | .5            | ---        |
| Land where building built used for financing.....    | .6                   | .6            | ---    | .3                           | ---          | ---               | ---        | .3                        | .3                 | ---                 | .3                             | ---           | ---        |
| Other.....   | 2.0                  | 2.0           | ---    | .3                           | ---          | ---               | .3         | .3                        | .3                 | ---                 | .3                             | 1.0           | ---        |
| No down payment.....                                 | 8.7                  | 8.7           | ---    | .9                           | ---          | ---               | .8         | 2.6                       | .3                 | 1.6                 | 2.1                            | 2.0           | .3         |
| Not reported.....                                    | 2.8                  | 2.8           | ---    | .3                           | ---          | ---               | ---        | .7                        | .3                 | .7                  | 1.4                            | .6            | ---        |

<sup>1</sup>See back cover for details.

<sup>2</sup>Figures may not add to total because more than one category may apply to a unit.

<sup>3</sup>Beginning with 1989 this item uses current income in its calculation. See appendix A.

Table 5-15. Mortgage Characteristics - Owner Occupied Units with Black Householder

(Numbers in thousands. For meaning of symbols, see text.)

| Characteristics   | Total occupied units | Tenure      |        | Housing unit characteristics |              |                   |          | Household characteristics |                    |                     | Selected subareas <sup>1</sup> |             |            |
|---|----------------------|-------------|--------|------------------------------|--------------|-------------------|----------|---------------------------|--------------------|---------------------|--------------------------------|-------------|------------|
|   |                      | Owner       | Renter | New construction 4 yrs       | Mobile homes | Physical problems |          | Elderly (65+)             | Moved in past year | Below poverty level | Area one                       | Area two    | Area three |
|   |                      |             |        |                              |              | Severe            | Moderate |                           |                    |                     |                                |             |            |
| <b>Total</b>  | 108.6                | 108.6       | --     | 12.2                         | --           | .7                | 6.8      | 18.8                      | 10.6               | 12.3                | 36.2                           | 38.1        | 3.8        |
| <b>Mortgages Currently on Property</b>                        |                      |             |        |                              |              |                   |          |                           |                    |                     |                                |             |            |
| None, owned free and clear                                    | 22.4                 | 22.4        | ---    | --                           | --           | --                | 3.3      | 10.6                      | .2                 | 6.2                 | 13.1                           | 3.1         | 1.4        |
| With mortgage or land contract                                | 86.2                 | 86.2        | ---    | 12.2                         | --           | .4                | 3.6      | 8.2                       | 10.4               | 6.2                 | 23.1                           | 35.0        | 2.2        |
| One mortgage or land contract                                 | 69.8                 | 69.8        | ---    | 11.5                         | --           | .4                | 2.5      | 7.5                       | 10.0               | 3.3                 | 14.6                           | 30.7        | 1.7        |
| Two mortgages   | 13.3                 | 13.3        | ---    | .4                           | --           | --                | .8       | --                        | --                 | 1.9                 | 7.0                            | 3.6         | --         |
| Three or more mortgages                                       | .3                   | .3          | ---    | --                           | --           | --                | --       | --                        | --                 | --                  | --                             | --          | --         |
| Number of mortgages not reported                              | 2.7                  | 2.7         | ---    | .3                           | --           | --                | .2       | .7                        | .4                 | 1.0                 | 1.5                            | .7          | .5         |
| <b>OWNERS WITH ONE OR MORE MORTGAGES</b>                      |                      |             |        |                              |              |                   |          |                           |                    |                     |                                |             |            |
| <b>Total</b>  | 86.2                 | 86.2        | ---    | 12.2                         | --           | .4                | 3.6      | 8.2                       | 10.4               | 6.2                 | 23.1                           | 35.0        | 2.2        |
| <b>Type of Primary Mortgage</b>                               |                      |             |        |                              |              |                   |          |                           |                    |                     |                                |             |            |
| FHA   | 35.3                 | 35.3        | ---    | 6.8                          | --           | --                | 1.2      | 1.2                       | 5.9                | 2.4                 | 8.1                            | 17.0        | 1.2        |
| VA  | 14.1                 | 14.1        | ---    | .2                           | --           | --                | .9       | .6                        | .6                 | .6                  | 3.0                            | 5.8         | --         |
| Farmers Home Administration                                   | .6                   | .6          | ---    | --                           | --           | --                | --       | .3                        | --                 | --                  | .3                             | .3          | --         |
| Other types   | 31.4                 | 31.4        | ---    | 4.5                          | --           | .4                | 1.3      | 4.5                       | 3.5                | 1.8                 | 9.5                            | 9.7         | .8         |
| Don't know  | 1.7                  | 1.7         | ---    | .4                           | --           | --                | --       | .7                        | --                 | .4                  | .7                             | 1.0         | --         |
| Not reported  | 3.1                  | 3.1         | ---    | .3                           | --           | --                | .2       | .7                        | .4                 | 1.0                 | 1.5                            | 1.1         | .5         |
| <b>Lower Cost State and Local Mortgages</b>                   |                      |             |        |                              |              |                   |          |                           |                    |                     |                                |             |            |
| State or local program used                                   | 7.4                  | 7.4         | ---    | 1.6                          | --           | --                | .8       | 1.0                       | .8                 | 1.0                 | 1.6                            | 4.9         | --         |
| Not used  | 74.3                 | 74.3        | ---    | 10.3                         | --           | .4                | 2.6      | 6.5                       | 9.2                | 4.2                 | 20.0                           | 28.7        | 1.5        |
| Not reported  | 4.5                  | 4.5         | ---    | .3                           | --           | --                | .2       | .7                        | .4                 | 1.0                 | 1.5                            | 1.4         | .7         |
| <b>Mortgage Origination</b>                                   |                      |             |        |                              |              |                   |          |                           |                    |                     |                                |             |            |
| Placed new mortgage(s)  | 63.4                 | 63.4        | ---    | 11.9                         | --           | .4                | 2.2      | 7.1                       | 9.2                | 3.4                 | 14.5                           | 26.9        | 1.5        |
| Primary obtained when property acquired                       | 55.2                 | 55.2        | ---    | 11.4                         | --           | --                | 1.2      | 5.4                       | 8.9                | 2.8                 | 11.6                           | 24.1        | 1.5        |
| Obtained later  | 7.8                  | 7.8         | ---    | .5                           | --           | --                | 1.0      | 1.4                       | .3                 | .2                  | 2.6                            | 2.8         | --         |
| Date not reported   | .4                   | .4          | ---    | --                           | --           | --                | --       | .4                        | --                 | .4                  | .4                             | --          | --         |
| Assumed   | 8.2                  | 8.2         | ---    | --                           | --           | --                | .3       | .3                        | .8                 | .5                  | .9                             | 4.1         | .3         |
| Wrap-around   | .3                   | .3          | ---    | --                           | --           | --                | --       | --                        | --                 | --                  | --                             | .3          | --         |
| Combination of the above                                      | 11.0                 | 11.0        | ---    | --                           | --           | --                | .8       | --                        | --                 | 1.3                 | 6.1                            | 2.6         | --         |
| Origin not reported   | 3.2                  | 3.2         | ---    | .3                           | --           | --                | .2       | .7                        | .4                 | 1.0                 | 1.5                            | 1.1         | .5         |
| <b>Payment Plan of Primary Mortgage</b>                       |                      |             |        |                              |              |                   |          |                           |                    |                     |                                |             |            |
| Fixed payment, self-amortizing                                | 74.2                 | 74.2        | ---    | 9.1                          | --           | .4                | 2.8      | 6.1                       | 9.0                | 4.2                 | 19.1                           | 31.4        | 1.5        |
| Adjustable rate mortgage                                      | 3.0                  | 3.0         | ---    | 1.7                          | --           | --                | --       | --                        | .8                 | --                  | .5                             | 1.3         | --         |
| Adjustable term mortgage                                      | --                   | --          | ---    | --                           | --           | --                | --       | --                        | --                 | --                  | --                             | --          | --         |
| Graduated payment mortgage                                    | 1.5                  | 1.5         | ---    | .5                           | --           | --                | --       | --                        | --                 | --                  | --                             | .6          | .2         |
| Balloon   | --                   | --          | ---    | --                           | --           | --                | --       | --                        | --                 | --                  | --                             | --          | --         |
| Other   | 1.0                  | 1.0         | ---    | .6                           | --           | --                | .3       | --                        | --                 | --                  | --                             | --          | --         |
| Combination of the above                                      | --                   | --          | ---    | --                           | --           | --                | --       | --                        | --                 | --                  | --                             | --          | --         |
| Not reported  | 6.5                  | 6.5         | ---    | .3                           | --           | --                | .5       | 2.0                       | .7                 | 1.6                 | 2.8                            | 1.7         | .5         |
| <b>Payment Plan of Secondary Mortgage</b>                     |                      |             |        |                              |              |                   |          |                           |                    |                     |                                |             |            |
| Units with two or more mortgages                              | 13.6                 | 13.6        | ---    | .4                           | --           | --                | .8       | --                        | --                 | 1.9                 | 7.0                            | 3.6         | --         |
| Fixed payment, self-amortizing                                | 9.3                  | 9.3         | ---    | .4                           | --           | --                | .5       | --                        | --                 | 1.6                 | 5.3                            | 2.2         | --         |
| Adjustable rate mortgage                                      | --                   | --          | ---    | --                           | --           | --                | --       | --                        | --                 | --                  | --                             | --          | --         |
| Adjustable term mortgage                                      | --                   | --          | ---    | --                           | --           | --                | --       | --                        | --                 | --                  | --                             | --          | --         |
| Graduated payment mortgage                                    | --                   | --          | ---    | --                           | --           | --                | --       | --                        | --                 | --                  | --                             | --          | --         |
| Balloon   | .4                   | .4          | ---    | --                           | --           | --                | --       | --                        | --                 | --                  | .4                             | --          | --         |
| Other   | --                   | --          | ---    | --                           | --           | --                | --       | --                        | --                 | --                  | --                             | --          | --         |
| Combination of the above                                      | .3                   | .3          | ---    | --                           | --           | --                | --       | --                        | --                 | --                  | --                             | --          | --         |
| Not reported  | 3.6                  | 3.6         | ---    | --                           | --           | --                | .3       | --                        | --                 | .3                  | 1.4                            | 1.4         | --         |
| <b>Lenders of Primary and Secondary Mortgages</b>             |                      |             |        |                              |              |                   |          |                           |                    |                     |                                |             |            |
| Only borrowed from firm(s)                                    | 71.6                 | 71.6        | ---    | 11.5                         | --           | --                | 2.8      | 6.7                       | 10.0               | 3.3                 | 15.8                           | 30.0        | 1.7        |
| Only borrowed from seller                                     | --                   | --          | ---    | --                           | --           | --                | --       | --                        | --                 | --                  | .4                             | .3          | --         |
| Only borrowed from other individual(s)                        | .8                   | .8          | ---    | --                           | --           | --                | .4       | .4                        | --                 | --                  | .2                             | --          | --         |
| Borrowed from a firm and seller                               | .2                   | .2          | ---    | --                           | --           | --                | .2       | --                        | --                 | --                  | .6                             | .3          | --         |
| Borrowed from a firm and other individual                     | 1.2                  | 1.2         | ---    | .4                           | --           | --                | --       | --                        | --                 | --                  | --                             | --          | --         |
| Borrowed from seller and other individual                     | --                   | --          | ---    | --                           | --           | --                | --       | --                        | --                 | --                  | --                             | --          | --         |
| One or both sources not reported                              | 12.4                 | 12.4        | ---    | .3                           | --           | --                | .6       | 1.1                       | .4                 | 2.6                 | 6.1                            | 4.4         | .5         |
| <b>Items Included in Primary Mortgage Payment<sup>2</sup></b> |                      |             |        |                              |              |                   |          |                           |                    |                     |                                |             |            |
| Principal and interest only                                   | 11.7                 | 11.7        | ---    | 1.4                          | --           | .4                | 1.0      | 2.5                       | .9                 | .5                  | 4.9                            | 3.0         | --         |
| Property taxes  | 66.6                 | 66.6        | ---    | 9.7                          | --           | --                | 2.3      | 3.9                       | 7.9                | 4.0                 | 14.7                           | 30.1        | 1.3        |
| Property insurance  | 62.5                 | 62.5        | ---    | 8.7                          | --           | --                | 1.8      | 3.8                       | 7.6                | 4.1                 | 13.6                           | 28.4        | 1.3        |
| Other   | 6.7                  | 6.7         | ---    | 1.3                          | --           | --                | .2       | .5                        | 1.0                | .3                  | 1.2                            | 4.5         | --         |
| Not reported  | 6.4                  | 6.4         | ---    | 1.1                          | --           | --                | .2       | 1.5                       | 1.2                | 1.3                 | 2.9                            | 1.3         | .9         |
| <b>Year Primary Mortgage Originated</b>                       |                      |             |        |                              |              |                   |          |                           |                    |                     |                                |             |            |
| 1990 to 1994  | 14.5                 | 14.5        | ---    | 6.4                          | --           | --                | 1.1      | .3                        | 9.4                | .7                  | 1.8                            | 6.8         | .7         |
| 1985 to 1989  | 29.2                 | 29.2        | ---    | 5.5                          | --           | --                | .3       | 1.9                       | .6                 | .6                  | 3.5                            | 15.0        | 1.1        |
| 1980 to 1984  | 9.1                  | 9.1         | ---    | --                           | --           | --                | .7       | --                        | --                 | .3                  | 4.9                            | 1.5         | --         |
| 1975 to 1979  | 15.1                 | 15.1        | ---    | --                           | --           | --                | --       | .9                        | --                 | --                  | 3.6                            | 6.2         | --         |
| 1970 to 1974  | 9.3                  | 9.3         | ---    | --                           | --           | --                | --       | .9                        | --                 | --                  | 3.1                            | 3.9         | --         |
| 1960 to 1969  | 4.8                  | 4.8         | ---    | --                           | --           | --                | --       | .3                        | --                 | --                  | 3.5                            | .9          | --         |
| 1950 to 1959  | --                   | --          | ---    | --                           | --           | --                | --       | --                        | --                 | --                  | --                             | --          | --         |
| 1949 or earlier   | --                   | --          | ---    | --                           | --           | --                | --       | --                        | --                 | --                  | --                             | --          | --         |
| Not reported  | 4.2                  | 4.2         | ---    | .3                           | --           | --                | .4       | 1.5                       | .4                 | 1.3                 | 2.6                            | .7          | .5         |
| <b>Median</b>   | <b>1985</b>          | <b>1985</b> | ---    | ---                          | ---          | ---               | ---      | <b>1976</b>               | <b>1990+</b>       | ---                 | <b>1980</b>                    | <b>1987</b> | ---        |

**Table 5-15. Mortgage Characteristics - Owner Occupied Units with Black Householder—Con.**

[Numbers in thousands. For meaning of symbols, see text.]

| Characteristics  | Total occupied units | Tenure |        | Housing unit characteristics |              |                   |          | Household characteristics |                    |                     | Selected subareas <sup>1</sup> |          |            |
|--|----------------------|--------|--------|------------------------------|--------------|-------------------|----------|---------------------------|--------------------|---------------------|--------------------------------|----------|------------|
|  |                      | Owner  | Renter | New construction 4 yrs       | Mobile homes | Physical problems |          | Elderly (65+)             | Moved in past year | Below poverty level | Area one                       | Area two | Area three |
|  |                      |        |        |                              |              | Severe            | Moderate |                           |                    |                     |                                |          |            |
| <b>OWNERS WITH ONE OR MORE MORTGAGES—Con.</b>                |                      |        |        |                              |              |                   |          |                           |                    |                     |                                |          |            |
| <b>Term of Primary Mortgage at Origination or Assumption</b> |                      |        |        |                              |              |                   |          |                           |                    |                     |                                |          |            |
| Less than 8 years  | -                    | -      | ...    | -                            | -            | -                 | -        | -                         | -                  | -                   | -                              | -        |            |
| 8 to 12 years  | 1.1                  | 1.1    | ...    | -                            | -            | -                 | .5       | .4                        | -                  | -                   | .7                             | -        |            |
| 13 to 17 years   | 3.2                  | 3.2    | ...    | .5                           | -            | -                 | -        | -                         | .3                 | -                   | .9                             | 1.3      |            |
| 18 to 22 years   | 2.1                  | 2.1    | ...    | .3                           | -            | -                 | -        | -                         | .6                 | -                   | .7                             | 1.5      |            |
| 23 to 27 years   | 8.3                  | 8.3    | ...    | .5                           | -            | -                 | -        | .3                        | 1.3                | 1.1                 | 1.7                            | 4.0      |            |
| 28 to 32 years   | 57.0                 | 57.0   | ...    | 9.8                          | -            | -                 | 1.8      | 3.7                       | 7.3                | 3.2                 | 13.2                           | 24.4     |            |
| 33 years or more   | .6                   | .6     | ...    | .3                           | -            | -                 | -        | .3                        | -                  | -                   | -                              | -        |            |
| Variable   | -                    | -      | ...    | -                            | -            | -                 | -        | -                         | -                  | -                   | -                              | -        |            |
| Not reported   | 13.8                 | 13.8   | ...    | .8                           | -            | -                 | .4       | 1.3                       | .9                 | 1.8                 | 6.0                            | 3.9      |            |
| Median   | 30                   | 30     | ...    | 30                           | -            | -                 | -        | 30                        | 30                 | -                   | 30                             | 30       |            |
| <b>Remaining Years Mortgaged</b>                             |                      |        |        |                              |              |                   |          |                           |                    |                     |                                |          |            |
| Less than 8 years  | 7.9                  | 7.9    | ...    | -                            | -            | -                 | .8       | 2.1                       | .3                 | .3                  | 3.8                            | 2.2      |            |
| 8 to 12  | 9.3                  | 9.3    | ...    | -                            | -            | -                 | .6       | 1.4                       | -                  | 1.3                 | 2.7                            | 3.9      |            |
| 13 to 17   | 15.8                 | 15.8   | ...    | .5                           | -            | -                 | 1.1      | 1.0                       | .3                 | .5                  | 4.5                            | 6.8      |            |
| 18 to 22   | 9.0                  | 9.0    | ...    | .3                           | -            | -                 | .2       | .3                        | .6                 | .6                  | 3.6                            | 2.4      |            |
| 23 to 27   | 20.2                 | 20.2   | ...    | 2.9                          | -            | -                 | .3       | .5                        | 1.3                | 1.1                 | 2.1                            | 10.7     |            |
| 28 to 32   | 15.1                 | 15.1   | ...    | 8.2                          | -            | -                 | .3       | .4                        | 7.3                | -                   | 1.2                            | 7.6      |            |
| 33 years or more   | -                    | -      | ...    | -                            | -            | -                 | -        | -                         | -                  | -                   | -                              | 1.8      |            |
| Variable   | .3                   | .3     | ...    | -                            | -            | -                 | -        | -                         | -                  | -                   | -                              | -        |            |
| Not reported   | 8.7                  | 8.7    | ...    | .3                           | -            | -                 | .4       | 2.5                       | .7                 | 2.3                 | 5.1                            | 1.4      |            |
| Median   | 21                   | 21     | ...    | 29                           | -            | -                 | -        | 11                        | 30                 | -                   | 16                             | 24       |            |
| <b>Current Interest Rate</b>                                 |                      |        |        |                              |              |                   |          |                           |                    |                     |                                |          |            |
| Less than 6 percent  | 2.3                  | 2.3    | ...    | .4                           | -            | -                 | -        | .9                        | -                  | .3                  | .7                             | .6       |            |
| 6 to 7.9   | 4.5                  | 4.5    | ...    | .3                           | -            | -                 | .3       | -                         | .6                 | .3                  | .7                             | 2.8      |            |
| 8 to 9.9   | 24.5                 | 24.5   | ...    | 5.2                          | -            | -                 | .6       | 1.5                       | 5.6                | 1.5                 | 2.5                            | 13.4     |            |
| 10 to 11.9   | 15.0                 | 15.0   | ...    | 2.9                          | -            | -                 | .5       | .2                        | 1.6                | -                   | 2.8                            | 6.2      |            |
| 12 to 13.9   | 2.0                  | 2.0    | ...    | -                            | -            | -                 | -        | -                         | -                  | -                   | .9                             | .3       |            |
| 14 to 15.9   | .6                   | .6     | ...    | -                            | -            | -                 | -        | -                         | -                  | -                   | .4                             | -        |            |
| 16 to 17.9   | .5                   | .5     | ...    | .3                           | -            | -                 | -        | -                         | -                  | -                   | .5                             | -        |            |
| 18 to 19.9   | -                    | -      | ...    | -                            | -            | -                 | -        | -                         | -                  | -                   | -                              | -        |            |
| 20 percent or more   | -                    | -      | ...    | -                            | -            | -                 | -        | -                         | -                  | -                   | -                              | -        |            |
| Not reported   | 36.8                 | 36.8   | ...    | 3.2                          | -            | -                 | .4       | 2.1                       | 5.5                | 2.5                 | 4.1                            | 14.6     |            |
| Median   | 9.4                  | 9.4    | ...    | 9.4                          | -            | -                 | -        | 8.5                       | 9.1                | -                   | 10.2                           | 9.2      |            |
| <b>Total Outstanding Principal Amount</b>                    |                      |        |        |                              |              |                   |          |                           |                    |                     |                                |          |            |
| Less than \$10,000   | 3.8                  | 3.8    | ...    | -                            | -            | -                 | -        | .7                        | -                  | .3                  | 2.3                            | .9       |            |
| \$10,000 to \$19,999   | 3.9                  | 3.9    | ...    | -                            | -            | -                 | -        | 1.1                       | -                  | .3                  | 1.0                            | 2.1      |            |
| \$20,000 to \$29,999   | 6.4                  | 6.4    | ...    | -                            | -            | -                 | .9       | -                         | -                  | .6                  | 2.3                            | 2.6      |            |
| \$30,000 to \$39,999   | 4.9                  | 4.9    | ...    | .3                           | -            | -                 | -        | -                         | -                  | -                   | 1.4                            | 1.8      |            |
| \$40,000 to \$49,999   | 5.4                  | 5.4    | ...    | -                            | -            | -                 | -        | -                         | .7                 | -                   | .8                             | 1.5      |            |
| \$50,000 to \$59,999   | 6.8                  | 6.8    | ...    | .3                           | -            | -                 | .3       | .5                        | .9                 | .3                  | .6                             | 3.5      |            |
| \$60,000 to \$69,999   | 7.1                  | 7.1    | ...    | 2.6                          | -            | -                 | .3       | -                         | 2.0                | -                   | .6                             | 4.9      |            |
| \$70,000 to \$79,999   | 3.1                  | 3.1    | ...    | .9                           | -            | -                 | -        | -                         | .6                 | .3                  | -                              | 1.7      |            |
| \$80,000 to \$89,999   | 4.3                  | 4.3    | ...    | 2.5                          | -            | -                 | -        | .4                        | 2.0                | .3                  | -                              | 2.0      |            |
| \$100,000 to \$119,999                                       | 1.1                  | 1.1    | ...    | .3                           | -            | -                 | -        | -                         | .6                 | -                   | -                              | .5       |            |
| \$120,000 to \$149,999                                       | 1.3                  | 1.3    | ...    | 1.3                          | -            | -                 | -        | -                         | .8                 | -                   | -                              | 1.1      |            |
| \$150,000 to \$199,999                                       | 1.3                  | 1.3    | ...    | .9                           | -            | -                 | -        | -                         | .3                 | -                   | -                              | .9       |            |
| \$200,000 to \$249,999                                       | -                    | -      | ...    | -                            | -            | -                 | -        | -                         | -                  | -                   | -                              | -        |            |
| \$250,000 to \$299,999                                       | -                    | -      | ...    | -                            | -            | -                 | -        | -                         | -                  | -                   | -                              | -        |            |
| \$300,000 or more  | -                    | -      | ...    | -                            | -            | -                 | -        | -                         | -                  | -                   | -                              | -        |            |
| Not reported   | 36.8                 | 36.8   | ...    | 3.2                          | -            | -                 | .4       | 2.1                       | 5.5                | 2.5                 | 4.1                            | 14.6     |            |
| Median   | 50 478               | 50 478 | ...    | 84 197                       | -            | -                 | -        | 15 544                    | 75 483             | -                   | 24 235                         | 58 350   |            |
| <b>Current Total Loan as Percent of Value</b>                |                      |        |        |                              |              |                   |          |                           |                    |                     |                                |          |            |
| Less than 20 percent   | 5.1                  | 5.1    | ...    | .3                           | -            | -                 | -        | 1.5                       | -                  | .6                  | 1.8                            | 2.2      |            |
| 20 to 39   | 7.3                  | 7.3    | ...    | -                            | -            | -                 | .3       | .3                        | -                  | .3                  | 2.4                            | 3.6      |            |
| 40 to 59   | 7.6                  | 7.6    | ...    | .5                           | -            | -                 | .3       | -                         | .3                 | .3                  | 1.5                            | 2.7      |            |
| 60 to 79   | 11.9                 | 11.9   | ...    | 2.2                          | -            | -                 | .3       | .5                        | 1.9                | .3                  | 1.8                            | 5.6      |            |
| 80 to 89   | 9.3                  | 9.3    | ...    | 2.8                          | -            | -                 | .3       | .4                        | 2.1                | .5                  | -                              | 6.3      |            |
| 90 to 99   | 7.1                  | 7.1    | ...    | 2.9                          | -            | -                 | .2       | -                         | 3.1                | -                   | 1.0                            | 2.4      |            |
| 100 percent or more  | 1.1                  | 1.1    | ...    | .2                           | -            | -                 | -        | -                         | .5                 | -                   | -                              | .5       |            |
| Not reported   | 36.8                 | 36.8   | ...    | 3.2                          | -            | -                 | .4       | 2.1                       | 5.5                | 2.5                 | 4.1                            | 14.6     |            |
| Median   | 67.9                 | 67.9   | ...    | 85.2                         | -            | -                 | -        | 20-                       | 88.3               | -                   | 40.7                           | 71.4     |            |

<sup>1</sup>See back cover for details.

<sup>2</sup>Figures may not add to total because more than one category may apply to a unit.

Table 5-16. Repairs, Improvements, and Alterations - Owner Occupied Units with Black Householder

[Numbers in thousands. For meaning of symbols, see text.]

| Characteristics  | Total occupied units | Tenure       |        | Housing unit characteristics |              |                   |            | Household characteristics |                    |                     | Selected subareas <sup>1</sup> |             |            |
|--|----------------------|--------------|--------|------------------------------|--------------|-------------------|------------|---------------------------|--------------------|---------------------|--------------------------------|-------------|------------|
|  |                      | Owner        | Renter | New construction 4 yrs       | Mobile homes | Physical problems |            | Elderly (65+)             | Moved in past year | Below poverty level | Area one                       | Area two    | Area three |
|  |                      |              |        |                              |              | Severe            | Moderate   |                           |                    |                     |                                |             |            |
| <b>Total</b> .....   | <b>108.6</b>         | <b>108.6</b> | ---    | <b>12.2</b>                  | -            | <b>.7</b>         | <b>6.8</b> | <b>16.8</b>               | <b>10.6</b>        | <b>12.3</b>         | <b>36.2</b>                    | <b>38.1</b> | <b>3.6</b> |
| <b>Repairs, Improvements, Alterations in Last 2 Years</b>  |                      |              |        |                              |              |                   |            |                           |                    |                     |                                |             |            |
| Roof replaced (all or part).....                           | 21.0                 | 21.0         | ---    | ---                          | ---          | ---               | 1.7        | 5.0                       | ---                | 4.1                 | 6.7                            | 7.7         | .6         |
| Mostly done by household.....                              | 2.8                  | 2.8          | ---    | ---                          | ---          | ---               | .5         | ---                       | ---                | .2                  | .6                             | 1.5         | ---        |
| Mostly done by others.....                                 | 17.9                 | 17.9         | ---    | ---                          | ---          | ---               | 1.2        | 5.0                       | ---                | 3.9                 | 6.1                            | 6.2         | .6         |
| Workers not reported.....                                  | .3                   | .3           | ---    | ---                          | ---          | ---               | ---        | ---                       | ---                | ---                 | ---                            | ---         | ---        |
| Costing \$500 or more.....                                 | 15.3                 | 15.3         | ---    | ---                          | ---          | ---               | 1.4        | 3.7                       | ---                | 2.6                 | 5.0                            | 5.9         | .3         |
| Costing less than \$500.....                               | 3.9                  | 3.9          | ---    | ---                          | ---          | ---               | .2         | 1.0                       | ---                | 1.2                 | .8                             | 1.5         | .3         |
| Cost not reported.....                                     | 1.8                  | 1.8          | ---    | ---                          | ---          | ---               | ---        | .3                        | ---                | .3                  | 1.0                            | .3          | ---        |
| Roof replacement not reported.....                         | 2.6                  | 2.6          | ---    | .5                           | ---          | .2                | .5         | .3                        | .7                 | .7                  | 1.2                            | .5          | .2         |
| Additions built.....                                       | 4.0                  | 4.0          | ---    | ---                          | ---          | ---               | .3         | 1.1                       | .3                 | .7                  | .9                             | 1.5         | ---        |
| Mostly done by household.....                              | 1.5                  | 1.5          | ---    | ---                          | ---          | ---               | .3         | ---                       | .3                 | .3                  | .6                             | .6          | ---        |
| Mostly done by others.....                                 | 2.4                  | 2.4          | ---    | ---                          | ---          | ---               | ---        | 1.1                       | ---                | .3                  | .3                             | .9          | ---        |
| Workers not reported.....                                  | ---                  | ---          | ---    | ---                          | ---          | ---               | ---        | ---                       | ---                | ---                 | ---                            | ---         | ---        |
| Costing \$500 or more.....                                 | 2.2                  | 2.2          | ---    | ---                          | ---          | ---               | ---        | .6                        | ---                | .3                  | .3                             | .7          | ---        |
| Costing less than \$500.....                               | 1.1                  | 1.1          | ---    | ---                          | ---          | ---               | ---        | .2                        | ---                | .3                  | .3                             | .8          | ---        |
| Cost not reported.....                                     | .6                   | .6           | ---    | ---                          | ---          | ---               | ---        | .3                        | ---                | .3                  | .3                             | .8          | ---        |
| Additions not reported.....                                | 2.3                  | 2.3          | ---    | .5                           | ---          | .2                | .2         | .3                        | .7                 | .7                  | .9                             | .5          | .2         |
| Kitchen remodeled or added.....                            | 9.2                  | 9.2          | ---    | ---                          | ---          | ---               | .5         | 1.4                       | .6                 | .5                  | 2.2                            | 3.7         | ---        |
| Mostly done by household.....                              | 2.3                  | 2.3          | ---    | ---                          | ---          | ---               | .3         | ---                       | .6                 | ---                 | .3                             | 1.6         | ---        |
| Mostly done by others.....                                 | 6.6                  | 6.6          | ---    | ---                          | ---          | ---               | .2         | 1.4                       | ---                | .5                  | 1.6                            | 2.1         | ---        |
| Workers not reported.....                                  | .4                   | .4           | ---    | ---                          | ---          | ---               | ---        | ---                       | ---                | ---                 | .4                             | ---         | ---        |
| Costing \$500 or more.....                                 | 5.4                  | 5.4          | ---    | ---                          | ---          | ---               | .2         | .7                        | .6                 | .2                  | 1.2                            | 2.1         | ---        |
| Costing less than \$500.....                               | 1.4                  | 1.4          | ---    | ---                          | ---          | ---               | .3         | ---                       | ---                | ---                 | .7                             | 1.0         | ---        |
| Cost not reported.....                                     | 2.4                  | 2.4          | ---    | ---                          | ---          | ---               | ---        | .8                        | ---                | .3                  | .7                             | .6          | ---        |
| Kitchen remodeled or added not reported.....               | 2.3                  | 2.3          | ---    | .5                           | ---          | .2                | .2         | .3                        | .7                 | .7                  | .9                             | .5          | .2         |
| Bathroom remodeled or added.....                           | 7.7                  | 7.7          | ---    | ---                          | ---          | ---               | .5         | 1.8                       | .3                 | 1.2                 | 2.8                            | 1.7         | ---        |
| Mostly done by household.....                              | 2.0                  | 2.0          | ---    | ---                          | ---          | ---               | .3         | .7                        | ---                | ---                 | .7                             | .8          | ---        |
| Mostly done by others.....                                 | 4.4                  | 4.4          | ---    | ---                          | ---          | ---               | .2         | .8                        | .3                 | .5                  | 1.7                            | 1.0         | ---        |
| Workers not reported.....                                  | 1.3                  | 1.3          | ---    | ---                          | ---          | ---               | ---        | .3                        | ---                | ---                 | .4                             | ---         | ---        |
| Costing \$500 or more.....                                 | 2.5                  | 2.5          | ---    | ---                          | ---          | ---               | ---        | ---                       | ---                | .3                  | .8                             | .4          | ---        |
| Costing less than \$500.....                               | 2.9                  | 2.9          | ---    | ---                          | ---          | ---               | .5         | .7                        | ---                | ---                 | 1.6                            | .7          | ---        |
| Cost not reported.....                                     | 2.4                  | 2.4          | ---    | ---                          | ---          | ---               | ---        | 1.1                       | .3                 | .3                  | .4                             | .6          | ---        |
| Bathroom remodeled or added not reported.....              | 2.3                  | 2.3          | ---    | .5                           | ---          | .2                | .2         | .3                        | .7                 | .7                  | .9                             | .5          | .2         |
| Siding replaced or added.....                              | 6.1                  | 6.1          | ---    | ---                          | ---          | ---               | .5         | 1.0                       | ---                | .7                  | 2.1                            | 1.2         | ---        |
| Mostly done by household.....                              | .7                   | .7           | ---    | ---                          | ---          | ---               | ---        | .3                        | ---                | ---                 | .4                             | ---         | ---        |
| Mostly done by others.....                                 | 4.8                  | 4.8          | ---    | ---                          | ---          | ---               | .5         | .7                        | ---                | ---                 | 1.7                            | 1.2         | ---        |
| Workers not reported.....                                  | .7                   | .7           | ---    | ---                          | ---          | ---               | ---        | ---                       | ---                | .3                  | ---                            | ---         | ---        |
| Costing \$500 or more.....                                 | 3.3                  | 3.3          | ---    | ---                          | ---          | ---               | .2         | .3                        | ---                | .3                  | 1.2                            | .6          | ---        |
| Costing less than \$500.....                               | 1.6                  | 1.6          | ---    | ---                          | ---          | ---               | ---        | .7                        | ---                | .3                  | .2                             | .7          | ---        |
| Cost not reported.....                                     | 1.3                  | 1.3          | ---    | ---                          | ---          | ---               | ---        | .3                        | ---                | ---                 | .6                             | ---         | ---        |
| Siding replaced or added not reported.....                 | 2.3                  | 2.3          | ---    | .5                           | ---          | .2                | .2         | .3                        | .7                 | .7                  | .9                             | .5          | .2         |
| Storm doors/windows bought and installed.....              | 10.2                 | 10.2         | ---    | .3                           | ---          | ---               | .7         | 1.9                       | .5                 | .6                  | 2.8                            | 4.6         | ---        |
| Mostly done by household.....                              | 3.6                  | 3.6          | ---    | ---                          | ---          | ---               | .3         | ---                       | ---                | .3                  | .7                             | 2.3         | ---        |
| Mostly done by others.....                                 | 5.9                  | 5.9          | ---    | .3                           | ---          | ---               | ---        | 1.6                       | .5                 | .3                  | 1.6                            | 2.1         | ---        |
| Workers not reported.....                                  | .7                   | .7           | ---    | ---                          | ---          | ---               | .4         | .3                        | ---                | ---                 | .4                             | .3          | ---        |
| Costing \$500 or more.....                                 | 2.7                  | 2.7          | ---    | .3                           | ---          | ---               | .2         | .2                        | .5                 | ---                 | 1.3                            | .3          | ---        |
| Costing less than \$500.....                               | 5.9                  | 5.9          | ---    | ---                          | ---          | ---               | .3         | .9                        | ---                | .6                  | .5                             | 4.1         | ---        |
| Cost not reported.....                                     | 1.6                  | 1.6          | ---    | ---                          | ---          | ---               | .2         | .7                        | ---                | ---                 | .9                             | .3          | ---        |
| Storm doors/windows bought and installed not reported..... | 3.4                  | 3.4          | ---    | .5                           | ---          | .2                | .6         | .3                        | .7                 | 1.3                 | 1.3                            | .7          | .2         |
| Major equipment replaced or added.....                     | 10.0                 | 10.0         | ---    | .3                           | ---          | .4                | ---        | 2.7                       | ---                | .2                  | 2.4                            | 4.6         | ---        |
| Mostly done by household.....                              | .6                   | .6           | ---    | ---                          | ---          | ---               | ---        | .3                        | ---                | ---                 | ---                            | .6          | ---        |
| Mostly done by others.....                                 | 9.0                  | 9.0          | ---    | .3                           | ---          | .4                | ---        | 2.4                       | ---                | .2                  | 2.4                            | 3.7         | ---        |
| Workers not reported.....                                  | .3                   | .3           | ---    | ---                          | ---          | ---               | ---        | ---                       | ---                | ---                 | ---                            | .3          | ---        |
| Costing \$500 or more.....                                 | 7.7                  | 7.7          | ---    | .3                           | ---          | .4                | ---        | 2.0                       | ---                | .2                  | 2.2                            | 3.5         | ---        |
| Costing less than \$500.....                               | 1.6                  | 1.6          | ---    | ---                          | ---          | ---               | ---        | ---                       | ---                | ---                 | .2                             | .8          | ---        |
| Cost not reported.....                                     | .8                   | .8           | ---    | ---                          | ---          | ---               | ---        | .8                        | ---                | ---                 | ---                            | .3          | ---        |
| Major equipment replaced or added not reported.....        | 2.9                  | 2.9          | ---    | .5                           | ---          | .2                | .2         | .3                        | .7                 | 1.0                 | .9                             | .5          | .5         |
| Insulation added.....                                      | 6.0                  | 6.0          | ---    | .5                           | ---          | ---               | .5         | 1.4                       | .2                 | .7                  | 1.8                            | 1.5         | .3         |
| Mostly done by household.....                              | 2.3                  | 2.3          | ---    | .5                           | ---          | ---               | ---        | .6                        | ---                | ---                 | .7                             | 1.3         | ---        |
| Mostly done by others.....                                 | 3.1                  | 3.1          | ---    | ---                          | ---          | ---               | ---        | .8                        | .2                 | .3                  | .5                             | .2          | .3         |
| Workers not reported.....                                  | .5                   | .5           | ---    | ---                          | ---          | ---               | .5         | ---                       | ---                | .3                  | .5                             | ---         | ---        |
| Costing \$500 or more.....                                 | .6                   | .6           | ---    | ---                          | ---          | ---               | ---        | ---                       | ---                | ---                 | ---                            | .2          | ---        |
| Costing less than \$500.....                               | 3.3                  | 3.3          | ---    | .5                           | ---          | ---               | ---        | .9                        | .2                 | .3                  | .5                             | 1.3         | .3         |
| Cost not reported.....                                     | 2.1                  | 2.1          | ---    | ---                          | ---          | ---               | ---        | .5                        | .4                 | .3                  | 1.2                            | .9          | ---        |
| Insulation added not reported.....                         | 3.4                  | 3.4          | ---    | .8                           | ---          | .2                | .2         | .3                        | .7                 | 1.0                 | .9                             | 1.0         | .5         |
| Other major work <sup>2</sup> .....                        | 18.7                 | 18.7         | ---    | 2.1                          | ---          | ---               | 1.0        | 3.6                       | .3                 | 2.3                 | 5.7                            | 7.0         | .3         |
| Mostly done by household.....                              | 4.0                  | 4.0          | ---    | .5                           | ---          | ---               | ---        | .3                        | ---                | ---                 | 1.1                            | 1.7         | .3         |
| Mostly done by others.....                                 | 13.4                 | 13.4         | ---    | 1.6                          | ---          | ---               | ---        | .7                        | .3                 | 1.9                 | 4.3                            | 4.7         | ---        |
| Workers not reported.....                                  | 1.3                  | 1.3          | ---    | ---                          | ---          | ---               | ---        | .3                        | ---                | .3                  | .3                             | .6          | ---        |
| Other major work not reported.....                         | 4.2                  | 4.2          | ---    | .5                           | ---          | .2                | .2         | .3                        | .7                 | 1.0                 | 1.7                            | .5          | .7         |
| <b>Government Subsidy for Repairs</b>                      |                      |              |        |                              |              |                   |            |                           |                    |                     |                                |             |            |
| Units with major repairs the last 2 years.....             | 51.0                 | 51.0         | ---    | 2.7                          | ---          | .4                | 3.0        | 9.6                       | 1.4                | 5.9                 | 14.8                           | 19.0        | .9         |
| Received low-interest loan or grant.....                   | 3.0                  | 3.0          | ---    | .3                           | ---          | ---               | .6         | 1.1                       | .3                 | 1.1                 | .3                             | 2.0         | ---        |
| No low-interest loan or grant.....                         | 45.2                 | 45.2         | ---    | 2.4                          | ---          | .4                | 2.2        | 8.5                       | 1.1                | 4.8                 | 13.6                           | 16.8        | .9         |
| Not reported.....  | 2.8                  | 2.8          | ---    | ---                          | ---          | ---               | .2         | ---                       | ---                | ---                 | .9                             | .3          | ---        |

<sup>1</sup>See back cover for details.

<sup>2</sup>Includes other major repairs, alterations, or improvements totaling over \$500 each.

Table 5-17. Rooms in Unit by Household and Unit Size, Income, and Costs - Occupied Units with Black Householder

[Numbers in thousands. For meaning of symbols, see text.]

| Characteristics   | Occupied units |               |               |               |                 |        |          |        |         |         |                 |        |
|---|----------------|---------------|---------------|---------------|-----------------|--------|----------|--------|---------|---------|-----------------|--------|
|   | Total          | Rooms         |               |               |                 |        | Bedrooms |        |         |         |                 |        |
|   |                | 1 and 2 rooms | 3 and 4 rooms | 5 and 6 rooms | 7 rooms or more | Median | No rooms | 1 room | 2 rooms | 3 rooms | 4 rooms or more | Median |
| <b>Total</b> .....  | 256.3          | 3.9           | 78.4          | 120.9         | 53.0            | 5.3    | 3.1      | 35.6   | 94.6    | 94.8    | 28.2            | 2.4    |
| <b>Persons</b>  |                |               |               |               |                 |        |          |        |         |         |                 |        |
| 1 person.....   | 58.9           | 3.9           | 31.6          | 19.0          | 4.4             | 4.1    | 3.1      | 24.3   | 20.3    | 10.4    | .8              | 1.6    |
| 2 persons.....  | 70.4           | -             | 25.2          | 35.1          | 10.0            | 5.1    | -        | 8.8    | 36.0    | 21.9    | 3.7             | 2.2    |
| 3 persons.....  | 53.4           | -             | 12.1          | 30.7          | 10.6            | 5.4    | -        | 1.7    | 24.2    | 22.9    | 4.5             | 2.5    |
| 4 persons.....  | 40.0           | -             | 7.7           | 18.1          | 14.2            | 5.9    | -        | .6     | 11.5    | 19.9    | 8.1             | 2.9    |
| 5 persons.....  | 21.5           | -             | 1.5           | 11.7          | 8.3             | 6.1    | -        | .2     | 1.9     | 13.1    | 6.3             | 3.2    |
| 6 persons.....  | 7.0            | -             | .2            | 3.8           | 3.0             | 6.2    | -        | -      | .7      | 3.8     | 2.5             | 3.2    |
| 7 persons or more.....  | 5.1            | -             | -             | 2.6           | 2.5             | -      | -        | -      | -       | 2.8     | 2.3             | ...    |
| Median.....   | 2.5            | ...           | 1.8           | 2.7           | 3.6             | ...    | ...      | 1.5    | 2.2     | 3.2     | 4.1             | ...    |
| <b>Rooms</b>  |                |               |               |               |                 |        |          |        |         |         |                 |        |
| 1 room.....   | 1.5            | ...           | ...           | ...           | ...             | ...    | 1.5      | -      | -       | -       | -               | ...    |
| 2 rooms.....  | 2.5            | ...           | ...           | ...           | ...             | ...    | 1.3      | 1.1    | -       | -       | -               | ...    |
| 3 rooms.....  | 24.4           | ...           | ...           | ...           | ...             | ...    | -        | 24.0   | .4      | -       | -               | 1.0    |
| 4 rooms.....  | 54.0           | ...           | ...           | ...           | ...             | ...    | -        | 9.1    | 44.7    | .2      | -               | 1.9    |
| 5 rooms.....  | 70.6           | ...           | ...           | ...           | ...             | ...    | -        | 1.5    | 39.1    | 30.1    | -               | 2.4    |
| 6 rooms.....  | 50.3           | ...           | ...           | ...           | ...             | ...    | -        | -      | 7.8     | 38.3    | 3.9             | 2.9    |
| 7 rooms.....  | 31.7           | ...           | ...           | ...           | ...             | ...    | .3       | -      | 2.0     | 20.1    | 9.6             | 3.2    |
| 8 rooms.....  | 13.0           | ...           | ...           | ...           | ...             | ...    | -        | -      | -       | 5.2     | 7.8             | 3.5+   |
| 9 rooms.....  | 4.5            | ...           | ...           | ...           | ...             | ...    | -        | -      | .5      | 3       | 3.7             | ...    |
| 10 rooms or more.....   | 3.8            | ...           | ...           | ...           | ...             | ...    | -        | -      | -       | 6       | 3.2             | ...    |
| Median.....   | 5.1            | ...           | ...           | ...           | ...             | ...    | ...      | 3.2    | 4.6     | 5.9     | 7.6             | ...    |
| <b>Bedrooms</b>   |                |               |               |               |                 |        |          |        |         |         |                 |        |
| None.....   | 3.1            | 2.8           | -             | .3            | -               | ...    | ...      | ...    | ...     | ...     | ...             | ...    |
| 1.....  | 35.6           | 1.1           | 33.1          | 1.5           | -               | 3.5    | ...      | ...    | ...     | ...     | ...             | ...    |
| 2.....  | 94.6           | -             | 45.2          | 47.0          | 2.5             | 4.6    | ...      | ...    | ...     | ...     | ...             | ...    |
| 3.....  | 94.8           | -             | .2            | 68.4          | 26.2            | 5.9    | ...      | ...    | ...     | ...     | ...             | ...    |
| 4 or more.....  | 28.2           | -             | -             | 3.9           | 24.3            | 6.5+   | ...      | ...    | ...     | ...     | ...             | ...    |
| Median.....   | 2.4            | ...           | 1.8           | 2.7           | 3.4             | ...    | ...      | ...    | ...     | ...     | ...             | ...    |
| <b>Complete Bathrooms</b>   |                |               |               |               |                 |        |          |        |         |         |                 |        |
| None.....   | 2.0            | .9            | .4            | .6            | -               | ...    | .9       | .4     | .2      | .4      | -               | ...    |
| 1.....  | 132.8          | 3.0           | 65.2          | 56.1          | 8.6             | 4.4    | 2.2      | 33.7   | 60.4    | 31.8    | 4.7             | 2.0    |
| 1 and one-half.....   | 37.6           | -             | 7.3           | 21.9          | 8.4             | 5.6    | -        | 1.5    | 15.7    | 15.8    | 4.6             | 2.6    |
| 2 or more.....  | 83.9           | -             | 5.6           | 42.3          | 36.0            | 6.2    | -        | -      | 18.3    | 46.7    | 18.9            | 3.0    |
| <b>Lot Size</b>   |                |               |               |               |                 |        |          |        |         |         |                 |        |
| Less than one-eighth acre.....  | 3.4            | -             | .2            | 2.9           | .3              | ...    | .3       | .2     | .8      | 1.6     | .5              | ...    |
| One-eighth up to one-quarter acre.....  | 13.3           | -             | 1.6           | 7.4           | 4.4             | 5.9    | -        | .4     | 4.1     | 6.0     | 2.8             | 2.9    |
| One-quarter up to one-half acre.....  | 23.9           | -             | -             | 12.5          | 11.4            | 6.4    | -        | -      | 3.0     | 14.8    | 6.1             | 3.1    |
| One-half up to one acre.....  | 23.6           | -             | 1.6           | 10.6          | 11.3            | 6.4    | -        | -      | 2.6     | 16.6    | 4.4             | 3.1    |
| 1 to 4 acres.....   | 17.1           | .3            | .5            | 6.0           | 10.2            | 6.5+   | -        | .3     | 2.2     | 10.4    | 4.1             | 3.1    |
| 5 to 9 acres.....   | .3             | -             | -             | -             | .3              | -      | -        | -      | -       | -       | .3              | ...    |
| 10 acres or more.....   | .6             | -             | -             | -             | .6              | -      | -        | -      | -       | .3      | .2              | ...    |
| Don't know.....   | 47.0           | -             | 4.3           | 32.1          | 10.7            | 5.7    | -        | 1.7    | 13.4    | 27.1    | 4.8             | 2.8    |
| Not reported.....   | 3.3            | -             | 1.2           | .9            | -               | ...    | -        | .5     | 2.1     | .7      | -               | ...    |
| Median.....   | .51            | ...           | .56           | .44           | .64             | ...    | ...      | ...    | .37     | .58     | .49             | ...    |
| <b>Income of Families and Primary Individuals</b>                               |                |               |               |               |                 |        |          |        |         |         |                 |        |
| Less than \$5,000.....  | 32.4           | .7            | 16.2          | 14.5          | 1.0             | 4.4    | .7       | 6.5    | 15.7    | 7.7     | 1.8             | 2.1    |
| \$5,000 to \$9,999.....   | 33.5           | 2.2           | 14.9          | 14.4          | 2.0             | 4.5    | 2.0      | 6.0    | 15.1    | 8.5     | 1.9             | 2.1    |
| \$10,000 to \$14,999.....   | 28.6           | .8            | 13.8          | 12.3          | 1.7             | 4.5    | .4       | 7.8    | 12.6    | 6.2     | 1.6             | 2.0    |
| \$15,000 to \$19,999.....   | 24.2           | -             | 9.0           | 13.6          | 1.6             | 5.0    | -        | 4.4    | 10.7    | 7.6     | 1.5             | 2.2    |
| \$20,000 to \$24,999.....   | 23.8           | .3            | 7.6           | 11.8          | 4.1             | 5.2    | -        | 4.0    | 10.5    | 7.3     | 2.0             | 2.3    |
| \$25,000 to \$29,999.....   | 26.7           | -             | 8.9           | 12.3          | 5.6             | 5.2    | -        | 3.3    | 10.9    | 10.1    | 2.4             | 2.4    |
| \$30,000 to \$34,999.....   | 14.4           | -             | 1.5           | 9.5           | 3.4             | 5.7    | -        | .4     | 4.4     | 5.0     | 1.7             | 2.7    |
| \$35,000 to \$39,999.....   | 11.5           | -             | 1.9           | 5.8           | 3.8             | 5.8    | -        | .8     | 4.2     | 8.2     | 1.2             | 2.6    |
| \$40,000 to \$49,999.....   | 26.7           | -             | 2.8           | 15.6          | 6.3             | 5.9    | -        | 1.6    | 6.5     | 14.7    | 3.9             | 2.9    |
| \$50,000 to \$59,999.....   | 14.6           | -             | 1.0           | 6.5           | 7.2             | 6.5    | -        | .5     | 2.3     | 10.5    | 1.4             | 2.9    |
| \$60,000 to \$79,999.....   | 13.8           | -             | .8            | 4.5           | 6.5             | 6.5+   | -        | .3     | 1.5     | 6.2     | 5.8             | 3.3    |
| \$80,000 to \$99,999.....   | 3.0            | -             | -             | .3            | 2.7             | -      | -        | -      | .3      | 1.2     | 1.5             | ...    |
| \$100,000 to \$119,999.....   | 1.3            | -             | -             | -             | 1.3             | -      | -        | -      | -       | .7      | .6              | ...    |
| \$120,000 or more.....  | 1.8            | -             | -             | -             | 1.8             | -      | -        | -      | -       | 1.0     | .8              | ...    |
| Median.....   | 21 996         | ...           | 12 932        | 22 419        | 44 016          | ...    | ...      | 13 407 | 16 862  | 29 997  | 39 911          | ...    |
| <b>Monthly Housing Costs</b>  |                |               |               |               |                 |        |          |        |         |         |                 |        |
| Less than \$100.....  | 10.3           | .6            | 6.7           | 2.9           | .2              | 3.9    | .6       | 1.8    | 5.6     | 2.0     | .4              | 2.0    |
| \$100 to \$199.....   | 25.4           | .2            | 8.3           | 14.7          | 2.2             | 5.1    | .2       | 4.3    | 10.2    | 9.0     | 1.7             | 2.3    |
| \$200 to \$249.....   | 12.3           | .7            | 3.9           | 5.7           | 1.9             | 5.0    | .7       | 1.9    | 5.3     | 3.3     | 1.0             | 2.2    |
| \$250 to \$299.....   | 11.6           | .8            | 4.5           | 4.4           | 2.0             | 4.8    | .6       | 2.0    | 3.3     | 3.7     | 2.1             | 2.5    |
| \$300 to \$349.....   | 11.0           | .4            | 6.3           | 3.1           | 1.2             | 4.1    | .4       | 3.0    | 4.6     | 2.6     | .3              | 1.9    |
| \$350 to \$399.....   | 14.1           | .4            | 7.7           | 3.8           | 2.3             | 4.2    | .4       | 4.4    | 6.5     | 1.0     | 1.9             | 1.8    |
| \$400 to \$449.....   | 19.8           | .6            | 9.4           | 6.8           | 3.0             | 4.5    | -        | 6.7    | 6.2     | 4.1     | 2.8             | 2.0    |
| \$450 to \$499.....   | 22.6           | -             | 13.3          | 8.3           | 1.1             | 4.2    | -        | 5.7    | 13.3    | 3.3     | .4              | 1.9    |
| \$500 to \$599.....   | 35.6           | -             | 9.6           | 21.5          | 4.5             | 5.3    | -        | 3.2    | 18.7    | 11.0    | 2.7             | 2.3    |
| \$600 to \$699.....   | 24.2           | -             | 5.0           | 16.2          | 2.9             | 5.4    | -        | 1.0    | 10.5    | 10.9    | 1.7             | 2.5    |
| \$700 to \$799.....   | 18.9           | -             | 1.0           | 12.4          | 5.5             | 5.9    | -        | .3     | 5.1     | 12.6    | .9              | 2.8    |
| \$800 to \$999.....   | 19.7           | -             | -             | 8.3           | 11.4            | 6.5+   | -        | .3     | 1.4     | 13.5    | 4.5             | 3.1    |
| \$1,000 to \$1,249.....   | 8.0            | -             | -             | 2.1           | 5.9             | 6.5+   | -        | -      | .4      | 5.9     | 1.7             | 3.1    |
| \$1,250 to \$1,499.....   | 2.1            | -             | -             | .6            | 1.5             | -      | -        | -      | -       | .9      | 1.2             | ...    |
| \$1,500 or more.....  | 2.9            | -             | -             | -             | 2.9             | -      | -        | -      | -       | .3      | 2.6             | ...    |
| No cash rent.....   | 6.2            | -             | 2.0           | 3.3           | .8              | -      | .3       | .7     | 1.9     | 2.1     | 1.2             | ...    |
| Mortgage payment not reported.....  | 11.7           | .3            | .7            | 6.9           | 3.8             | 5.9    | -        | .5     | 1.5     | 8.6     | 1.1             | 3.0    |
| Median (excludes no cash rent).....   | 482            | ...           | 403           | 527           | 754             | ...    | ...      | 398    | 464     | 619     | 588             | ...    |
| <b>Median Monthly Housing Costs For Owners</b>                                  |                |               |               |               |                 |        |          |        |         |         |                 |        |
| Monthly costs including all mortgages plus maintenance costs.....               | 622            | ...           | ...           | 553           | 780             | ...    | ...      | ...    | 383     | 679     | 730             | ...    |
| Monthly costs excluding 2nd and subsequent mortgages and maintenance costs..... | 547            | ...           | ...           | 464           | 688             | ...    | ...      | ...    | 365     | 588     | 611             | ...    |

**Table 5-17. Rooms in Unit by Household and Unit Size, Income, and Costs - Occupied Units with Black Householder—Con.**

[Numbers in thousands. For meaning of symbols, see text.]

| Characteristics             | Occupied units |               |               |               |                 |        |          |        |         |         |                 |        |
|-----------------------------|----------------|---------------|---------------|---------------|-----------------|--------|----------|--------|---------|---------|-----------------|--------|
|                             | Total          | Rooms         |               |               |                 |        | Bedrooms |        |         |         |                 |        |
|                             |                | 1 and 2 rooms | 3 and 4 rooms | 5 and 6 rooms | 7 rooms or more | Median | No rooms | 1 room | 2 rooms | 3 rooms | 4 rooms or more | Median |
| <b>OWNER OCCUPIED UNITS</b> |                |               |               |               |                 |        |          |        |         |         |                 |        |
| <b>Total</b> .....          | 108.6          | .6            | 4.7           | 57.8          | 45.6            | 6.2    | .3       | .5     | 21.7    | 65.6    | 20.5            | 3.0    |
| <b>Value</b>                |                |               |               |               |                 |        |          |        |         |         |                 |        |
| Less than \$10,000.....     | .3             | -             | -             | .3            | -               | ...    | -        | -      | -       | .3      | -               | ...    |
| \$10,000 to \$19,999.....   | 1.6            | -             | -             | 1.0           | .7              | ...    | -        | -      | 1.1     | .6      | -               | ...    |
| \$20,000 to \$29,999.....   | 3.4            | -             | .4            | 2.7           | .2              | ...    | -        | -      | 1.8     | 1.3     | .2              | ...    |
| \$30,000 to \$39,999.....   | 5.6            | -             | .2            | 4.4           | 1.0             | ...    | -        | -      | 2.3     | 2.7     | .7              | ...    |
| \$40,000 to \$49,999.....   | 13.2           | -             | 1.9           | 9.5           | 1.9             | 5.5    | -        | -      | 5.9     | 6.4     | .8              | 2.6    |
| \$50,000 to \$59,999.....   | 13.2           | .3            | .9            | 7.0           | 5.1             | 6.1    | -        | .5     | 3.4     | 7.2     | 2.1             | 2.9    |
| \$60,000 to \$69,999.....   | 16.7           | .3            | .8            | 9.4           | 6.1             | 6.0    | .3       | -      | 3.6     | 10.2    | 2.6             | 2.9    |
| \$70,000 to \$79,999.....   | 19.0           | -             | .5            | 11.7          | 6.7             | 6.0    | -        | -      | 2.4     | 13.2    | 3.3             | 3.0    |
| \$80,000 to \$99,999.....   | 20.1           | -             | -             | 7.7           | 12.5            | 6.5+   | -        | -      | .3      | 15.8    | 3.9             | 3.1    |
| \$100,000 to \$119,999..... | 6.0            | -             | -             | 2.0           | 4.0             | ...    | -        | -      | .9      | 3.6     | 1.5             | ...    |
| \$120,000 to \$149,999..... | 4.2            | -             | -             | 1.0           | 3.2             | ...    | -        | -      | -       | 2.0     | 2.2             | ...    |
| \$150,000 to \$199,999..... | 2.2            | -             | -             | .6            | 1.6             | ...    | -        | -      | -       | 1.1     | 1.1             | ...    |
| \$200,000 to \$249,999..... | 1.1            | -             | -             | -             | 1.1             | ...    | -        | -      | -       | .3      | .8              | ...    |
| \$250,000 to \$299,999..... | .6             | -             | -             | -             | .6              | ...    | -        | -      | -       | -       | .6              | ...    |
| \$300,000 or more.....      | 1.4            | -             | -             | .5            | .9              | ...    | -        | -      | -       | .8      | .7              | ...    |
| <b>Median</b> .....         | 70 161         | ---           | ---           | 64 227        | 81 613          | ---    | ---      | ---    | 49 616  | 73 031  | 82 866          | ---    |



**Table 5-18. Square Footage by Household and Unit Size, Income, and Costs - Occupied Units with Black Householder**

[Numbers in thousands. For meaning of symbols, see text.]

| Characteristics   | Size of occupied detached 1-family homes and 1-family mobile homes |                           |                        |                          |                          |                          |                          |              | Median       |
|---|--|---------------------------|------------------------|--------------------------|--------------------------|--------------------------|--------------------------|--------------|--------------|
|   | Total  | Less than 500 square feet | 500 to 999 square feet | 1000 to 1499 square feet | 1500 to 1999 square feet | 2000 to 2499 square feet | 2500 square feet or more | Not reported |              |
| <b>Total</b> .....  | <b>125.4</b>   | <b>1.5</b>                | <b>13.2</b>            | <b>30.6</b>              | <b>30.0</b>              | <b>12.3</b>              | <b>16.4</b>              | <b>21.5</b>  | <b>1 612</b> |
| <b>Persons</b>  |  |                           |                        |                          |                          |                          |                          |              |              |
| 1 person.....   | 18.2   | .9                        | 3.4                    | 4.4                      | 4.0                      | 1.7                      | .7                       | 3.1          | 1 371        |
| 2 persons.....  | 34.5   | .4                        | 4.8                    | 8.9                      | 7.8                      | 2.5                      | 3.8                      | 6.3          | 1 498        |
| 3 persons.....  | 26.2   | .2                        | 1.7                    | 6.3                      | 7.5                      | 1.6                      | 4.7                      | 4.2          | 1 682        |
| 4 persons.....  | 23.6   | -                         | 1.5                    | 5.3                      | 5.2                      | 3.8                      | 3.5                      | 4.4          | 1 779        |
| 5 persons.....  | 14.8   | -                         | 1.4                    | 4.6                      | 3.3                      | 2.4                      | 1.7                      | 1.4          | 1 609        |
| 6 persons.....  | 4.3  | -                         | .4                     | .3                       | 1.0                      | .2                       | .6                       | 1.8          | ...          |
| 7 persons or more.....  | 3.7  | -                         | -                      | .7                       | 1.0                      | .2                       | 1.4                      | .3           | ...          |
| Median.....   | 2.9  | ...                       | 2.2                    | 2.8                      | 2.9                      | 3.6                      | 3.3                      | 2.8          | ...          |
| <b>Rooms</b>  |  |                           |                        |                          |                          |                          |                          |              |              |
| 1 room.....   | -  | -                         | -                      | -                        | -                        | -                        | -                        | -            | ...          |
| 2 rooms.....  | .3   | .3                        | -                      | -                        | -                        | -                        | -                        | -            | ...          |
| 3 rooms.....  | 1.2  | .9                        | -                      | -                        | -                        | -                        | -                        | .3           | ...          |
| 4 rooms.....  | 4.6  | -                         | 2.6                    | .6                       | .2                       | -                        | .1                       | 1.1          | ...          |
| 5 rooms.....  | 33.1   | -                         | 5.4                    | 11.6                     | 6.4                      | 1.3                      | 1.7                      | 6.7          | 1 336        |
| 6 rooms.....  | 37.0   | .3                        | 2.1                    | 11.1                     | 10.1                     | 3.8                      | 2.7                      | 7.0          | 1 572        |
| 7 rooms.....  | 29.1   | -                         | 3.1                    | 5.4                      | 7.9                      | 3.8                      | 3.9                      | 5.0          | 1 726        |
| 8 rooms.....  | 12.8   | -                         | -                      | 1.6                      | 4.1                      | 2.6                      | 3.4                      | 1.1          | 2 030        |
| 9 rooms.....  | 4.0  | -                         | -                      | .3                       | .5                       | .3                       | 2.9                      | -            | ...          |
| 10 rooms or more.....   | 3.4  | -                         | -                      | -                        | .7                       | .7                       | 1.7                      | -            | ...          |
| Median.....   | 6.1  | ...                       | 5.2                    | 5.8                      | 6.3                      | 6.8                      | 7.4                      | 5.9          | ...          |
| <b>Bedrooms</b>   |  |                           |                        |                          |                          |                          |                          |              |              |
| None.....   | .3   | .3                        | -                      | -                        | -                        | -                        | -                        | -            | ...          |
| 1.....  | 2.0  | 1.2                       | -                      | -                        | -                        | -                        | -                        | .5           | ...          |
| 2.....  | 23.2   | -                         | 5.6                    | 6.4                      | 3.9                      | .6                       | 1.8                      | 4.8          | 1 261        |
| 3.....  | 77.0   | -                         | 6.4                    | 20.1                     | 21.3                     | 10.2                     | 6.0                      | 13.0         | 1 629        |
| 4 or more.....  | 22.9   | -                         | .9                     | 4.1                      | 4.7                      | 1.5                      | 8.5                      | 3.1          | 2 044        |
| Median.....   | 3.0  | ...                       | 2.6                    | 2.9                      | 3.0                      | 3.0                      | 3.5+                     | 2.9          | ...          |
| <b>Complete Bathrooms</b>   |  |                           |                        |                          |                          |                          |                          |              |              |
| None.....   | .9   | .2                        | .2                     | .2                       | -                        | -                        | -                        | .2           | ...          |
| 1.....  | 48.4   | 1.3                       | 10.4                   | 15.9                     | 7.2                      | 2.3                      | 1.9                      | 9.5          | 1 245        |
| 1 and one-half.....   | 20.7   | -                         | 2.0                    | 4.7                      | 5.7                      | 1.2                      | 2.7                      | 4.4          | 1 625        |
| 2 or more.....  | 55.4   | -                         | .7                     | 9.7                      | 17.1                     | 8.9                      | 11.8                     | 7.3          | 1 901        |
| <b>Lot Size</b>   |  |                           |                        |                          |                          |                          |                          |              |              |
| Less than one-eighth acre.....  | 3.4  | .5                        | .4                     | .5                       | .8                       | .2                       | -                        | .9           | ...          |
| One-eighth up to one-quarter acre.....  | 13.1   | .2                        | 2.9                    | 3.3                      | 3.3                      | 1.1                      | 1.4                      | .9           | 1 449        |
| One-quarter up to one-half acre.....  | 23.3   | -                         | 1.2                    | 5.9                      | 7.0                      | 2.0                      | 3.5                      | 3.5          | 1 693        |
| One-half up to one acre.....  | 23.3   | -                         | 1.9                    | 5.6                      | 7.6                      | 3.4                      | 2.8                      | 2.0          | 1 708        |
| 1 to 4 acres.....   | 17.1   | .3                        | 1.8                    | 3.3                      | 3.2                      | 1.8                      | 4.4                      | 2.2          | 1 815        |
| 5 to 9 acres.....   | .3   | -                         | -                      | -                        | -                        | -                        | -                        | .3           | ...          |
| 10 acres or more.....   | .6   | -                         | -                      | -                        | -                        | -                        | -                        | -            | ...          |
| Don't know.....   | 43.8   | .4                        | 5.0                    | 11.5                     | 7.6                      | 3.7                      | 4.2                      | 11.3         | 1 472        |
| Not reported.....   | .7   | -                         | -                      | .2                       | .2                       | -                        | -                        | .2           | ...          |
| Median.....   | .52  | ...                       | .41                    | .48                      | .50                      | .64                      | .71                      | .47          | ...          |
| <b>Income of Families and Primary Individuals</b>                               |  |                           |                        |                          |                          |                          |                          |              |              |
| Less than \$5,000.....  | 5.9  | .4                        | .8                     | 2.1                      | .5                       | .5                       | -                        | 1.7          | ...          |
| \$5,000 to \$9,999.....   | 11.5   | .3                        | 3.0                    | 1.6                      | 2.2                      | .8                       | -                        | 3.6          | 1 199        |
| \$10,000 to \$14,999.....   | 10.2   | .6                        | 2.4                    | 3.1                      | .5                       | .3                       | .4                       | 3.0          | 1 102        |
| \$15,000 to \$19,999.....   | 10.3   | -                         | 1.4                    | 3.2                      | 2.6                      | -                        | 1.8                      | 1.3          | 1 484        |
| \$20,000 to \$24,999.....   | 9.9  | -                         | 2.2                    | 1.6                      | 1.6                      | -                        | 1.2                      | 3.3          | 1 348        |
| \$25,000 to \$29,999.....   | 11.9   | .2                        | .9                     | 3.1                      | 3.0                      | .9                       | 1.3                      | 2.4          | 1 577        |
| \$30,000 to \$34,999.....   | 9.2  | -                         | .3                     | 2.7                      | 3.4                      | 1.2                      | 1.0                      | .6           | 1 685        |
| \$35,000 to \$39,999.....   | 7.3  | -                         | .6                     | 1.1                      | 3.1                      | .5                       | .7                       | 1.0          | 1 736        |
| \$40,000 to \$49,999.....   | 19.3   | -                         | 1.0                    | 5.7                      | 6.2                      | 2.6                      | 1.8                      | 1.9          | 1 657        |
| \$50,000 to \$59,999.....   | 12.0   | -                         | .3                     | 2.9                      | 3.6                      | 2.6                      | 1.6                      | 1.0          | 1 821        |
| \$60,000 to \$79,999.....   | 12.0   | -                         | -                      | 3.0                      | 2.2                      | 1.5                      | 4.2                      | 1.2          | 2 073        |
| \$80,000 to \$99,999.....   | 2.7  | -                         | -                      | .3                       | .5                       | .8                       | .9                       | .4           | ...          |
| \$100,000 to \$119,999.....   | 1.3  | -                         | -                      | -                        | .3                       | .2                       | .9                       | -            | ...          |
| \$120,000 or more.....  | 1.8  | -                         | .3                     | -                        | .3                       | .3                       | .8                       | -            | ...          |
| Median.....   | 31 590   | ...                       | 16 497                 | 30 956                   | 36 868                   | 46 466                   | 50 405                   | 21 732       | ...          |
| <b>Monthly Housing Costs</b>  |  |                           |                        |                          |                          |                          |                          |              |              |
| Less than \$100.....  | 1.6  | -                         | 1.0                    | -                        | -                        | .3                       | -                        | .3           | ...          |
| \$100 to \$199.....   | 12.1   | -                         | 3.4                    | 4.4                      | 1.1                      | .6                       | .7                       | 2.0          | 1 193        |
| \$200 to \$249.....   | 7.2  | .4                        | 1.0                    | 1.7                      | 1.2                      | -                        | .2                       | 2.7          | 1 252        |
| \$250 to \$299.....   | 4.7  | -                         | .5                     | .3                       | 1.7                      | .3                       | .4                       | 1.5          | ...          |
| \$300 to \$349.....   | 3.7  | -                         | 1.8                    | .5                       | .6                       | -                        | -                        | .8           | ...          |
| \$350 to \$399.....   | 4.5  | .4                        | .3                     | .6                       | 2.1                      | -                        | .9                       | -            | ...          |
| \$400 to \$449.....   | 6.7  | .3                        | .5                     | 2.3                      | .3                       | .6                       | 1.4                      | 1.2          | ...          |
| \$450 to \$499.....   | 4.8  | -                         | .3                     | 1.9                      | .9                       | .3                       | -                        | 1.3          | ...          |
| \$500 to \$599.....   | 14.6   | -                         | 1.1                    | 5.4                      | 2.3                      | 1.2                      | .7                       | 4.0          | 1 398        |
| \$600 to \$699.....   | 11.3   | -                         | .9                     | 3.7                      | 2.8                      | 1.4                      | 1.0                      | 1.6          | 1 548        |
| \$700 to \$799.....   | 12.3   | -                         | .5                     | 3.5                      | 5.7                      | .9                       | .6                       | 1.1          | 1 644        |
| \$800 to \$999.....   | 17.2   | -                         | -                      | 2.8                      | 6.4                      | 2.8                      | 2.5                      | 2.7          | 1 846        |
| \$1,000 to \$1,249.....   | 7.8  | -                         | .4                     | .3                       | 1.8                      | 2.1                      | 2.6                      | .5           | 2 263        |
| \$1,250 to \$1,499.....   | 1.8  | -                         | -                      | .3                       | .5                       | .3                       | .6                       | -            | ...          |
| \$1,500 or more.....  | 2.5  | -                         | -                      | -                        | -                        | -                        | 2.5                      | -            | ...          |
| No cash rent.....   | 2.1  | .3                        | .8                     | -                        | .4                       | -                        | -                        | .6           | ...          |
| Mortgage payment not reported.....  | 10.2   | -                         | .7                     | 2.6                      | 2.1                      | 1.3                      | 2.3                      | 1.3          | 1 780        |
| Median (excludes no cash rent).....   | 576  | ...                       | 300                    | 538                      | 714                      | 769                      | 894                      | 501          | ...          |
| <b>Median Monthly Housing Costs For Owners</b>                                  |  |                           |                        |                          |                          |                          |                          |              |              |
| Monthly costs including all mortgages plus maintenance costs.....               | 622  | ...                       | 213                    | 565                      | 728                      | 829                      | 915                      | 480          | ...          |
| Monthly costs excluding 2nd and subsequent mortgages and maintenance costs..... | 543  | ...                       | 196                    | 483                      | 697                      | 763                      | 732                      | 425          | ...          |

**Table 5-18. Square Footage by Household and Unit Size, Income, and Costs - Occupied Units with Black Householder—Con.**

[Numbers in thousands. For meaning of symbols, see text.]

| Characteristics             | Size of occupied detached 1-family homes and 1-family mobile homes |                           |                        |                          |                          |                          |                          |               | Median       |
|-----------------------------|--|---------------------------|------------------------|--------------------------|--------------------------|--------------------------|--------------------------|---------------|--------------|
|                             | Total  | Less than 500 square feet | 500 to 999 square feet | 1000 to 1499 square feet | 1500 to 1999 square feet | 2000 to 2499 square feet | 2500 square feet or more | Not reported  |              |
| <b>OWNER OCCUPIED UNITS</b> |  |                           |                        |                          |                          |                          |                          |               |              |
| <b>Total.....</b>           | <b>101.1</b>   | <b>-</b>                  | <b>9.3</b>             | <b>24.3</b>              | <b>26.2</b>              | <b>11.5</b>              | <b>15.3</b>              | <b>14.4</b>   | <b>1 686</b> |
| <b>Value</b>                |  |                           |                        |                          |                          |                          |                          |               |              |
| Less than \$10,000.....     | .3   | -                         | -                      | -                        | -                        | -                        | -                        | .3            | ...          |
| \$10,000 to \$19,999.....   | 1.0  | -                         | -                      | .7                       | -                        | -                        | -                        | .3            | ...          |
| \$20,000 to \$29,999.....   | 3.4  | -                         | .8                     | .5                       | 1.0                      | .3                       | .1                       | .7            | ...          |
| \$30,000 to \$39,999.....   | 4.8  | -                         | 1.1                    | .9                       | .7                       | .3                       | .3                       | 1.5           | ...          |
| \$40,000 to \$49,999.....   | 12.8   | -                         | 2.6                    | 3.4                      | 2.2                      | .3                       | 1.0                      | 3.2           | 1 316        |
| \$50,000 to \$59,999.....   | 10.8   | -                         | 1.2                    | 3.9                      | 2.0                      | 1.1                      | 1.8                      | .9            | 1 482        |
| \$60,000 to \$69,999.....   | 15.3   | -                         | 1.7                    | 4.4                      | 4.8                      | 1.5                      | .8                       | 2.2           | 1 558        |
| \$70,000 to \$79,999.....   | 17.8   | -                         | .3                     | 5.4                      | 6.5                      | 1.1                      | 1.9                      | 2.6           | 1 644        |
| \$80,000 to \$89,999.....   | 20.1   | -                         | 1.0                    | 4.1                      | 6.5                      | 4.0                      | 3.0                      | 1.6           | 1 822        |
| \$100,000 to \$119,999..... | 6.0  | -                         | .7                     | .5                       | 1.4                      | 1.9                      | 1.5                      | -             | ...          |
| \$120,000 to \$149,999..... | 3.9  | -                         | -                      | -                        | 1.2                      | .7                       | 1.1                      | .9            | ...          |
| \$150,000 to \$199,999..... | 2.2  | -                         | -                      | -                        | -                        | -                        | 1.9                      | .3            | ...          |
| \$200,000 to \$249,999..... | 1.1  | -                         | -                      | -                        | -                        | .3                       | .8                       | -             | ...          |
| \$250,000 to \$299,999..... | .6   | -                         | -                      | -                        | -                        | -                        | .5                       | -             | ...          |
| \$300,000 or more.....      | 1.1  | -                         | -                      | .5                       | -                        | -                        | -                        | -             | ...          |
| <b>Median.....</b>          | <b>71 241</b>  | <b>...</b>                | <b>51 441</b>          | <b>66 209</b>            | <b>73 792</b>            | <b>85 587</b>            | <b>92 014</b>            | <b>61 547</b> | <b>...</b>   |





**Table 5-19. Income, Costs, and Mortgage - Occupied Units with Black Householder—Con.**

[Numbers in thousands. For meaning of symbols, see text.]

| Characteristics                                   | Owner occupied |                        |               |       |                  |                        |               |       | Renter occupied        |       |                                   |       |
|---|----------------|------------------------|---------------|-------|------------------|------------------------|---------------|-------|------------------------|-------|-----------------------------------|-------|
|   | With mortgage  |                        |               |       | With no mortgage |                        |               |       | All renters            |       | Unsubsidized renters <sup>1</sup> |       |
|   | Total          | Specified <sup>2</sup> | Not specified |       | Total            | Specified <sup>2</sup> | Not specified |       | Specified <sup>3</sup> | Other | Specified <sup>3</sup>            | Other |
|   |                |                        | Condo or Coop | Other |                  |                        | Condo or Coop | Other |                        |       |                                   |       |
| <b>OWNERS WITH ONE OR MORE MORTGAGES—Con.</b>     |                |                        |               |       |                  |                        |               |       |                        |       |                                   |       |
| <b>Lenders of Primary and Secondary Mortgages</b> |                |                        |               |       |                  |                        |               |       |                        |       |                                   |       |
| Only borrowed from firm(s) .....                  | 71.6           | 68.1                   | 1.9           | 1.6   | ...              | ...                    | ...           | ...   | ...                    | ...   | ...                               | ...   |
| Only borrowed from seller .....                   | -              | -                      | -             | -     | ...              | ...                    | ...           | ...   | ...                    | ...   | ...                               | ...   |
| Only borrowed from other individual(s) .....      | .8             | .8                     | -             | -     | ...              | ...                    | ...           | ...   | ...                    | ...   | ...                               | ...   |
| Borrowed from a firm and seller .....             | .2             | .2                     | -             | -     | ...              | ...                    | ...           | ...   | ...                    | ...   | ...                               | ...   |
| Borrowed from a firm and other individual .....   | 1.2            | 1.2                    | -             | -     | ...              | ...                    | ...           | ...   | ...                    | ...   | ...                               | ...   |
| Borrowed from seller and other individual .....   | -              | -                      | -             | -     | ...              | ...                    | ...           | ...   | ...                    | ...   | ...                               | ...   |
| One or both sources not reported .....            | 12.4           | 11.0                   | -             | 1.4   | ...              | ...                    | ...           | ...   | ...                    | ...   | ...                               | ...   |

<sup>1</sup>Excludes units in public housing projects, and housing units with government rent subsidies.

<sup>2</sup>Limited to one-unit structures on less than 10 acres and no business on property.

<sup>3</sup>Excludes one-unit structures on 10 acres or more.

<sup>4</sup>May reflect a temporary situation, living off savings, or response error.

<sup>5</sup>Beginning with 1989 this item uses current income in its calculation. See appendix A.



Table 5-20. Income of Families and Primary Individuals by Selected Characteristics - Occupied Units with Black Householder—Con.

[Numbers in thousands. For meaning of symbols, see text.]

| Characteristics  | Total | Zero to negative | \$1 to \$4,999 | \$5,000 to \$9,999 | \$10,000 to \$14,999 | \$15,000 to \$19,999 | \$20,000 to \$29,999 | \$30,000 to \$39,999 | \$40,000 to \$59,999 | \$60,000 to \$79,999 | \$80,000 to \$99,999 | \$100,000 to \$119,999 | \$120,000 or more | Median |
|--|-------|------------------|----------------|--------------------|----------------------|----------------------|----------------------|----------------------|----------------------|----------------------|----------------------|------------------------|-------------------|--------|
| <b>Cooking Fuel</b>  |       |                  |                |                    |                      |                      |                      |                      |                      |                      |                      |                        |                   |        |
| With cooking fuel  | 254.8 | 3.0              | 28.8           | 32.9               | 28.3                 | 24.2                 | 50.3                 | 25.9                 | 41.4                 | 13.8                 | 3.0                  | 1.3                    | 1.8               | 22 003 |
| Electricity  | 106.2 | 1.1              | 7.6            | 8.0                | 13.1                 | 10.6                 | 21.6                 | 13.4                 | 19.6                 | 7.7                  | 1.5                  | .9                     | 1.1               | 25 873 |
| Piped gas  | 146.6 | 1.9              | 21.0           | 24.6               | 15.2                 | 13.0                 | 28.7                 | 12.1                 | 21.4                 | 6.1                  | 1.5                  | .5                     | .7                | 19 095 |
| Bottled gas  | 2.0   | -                | .2             | .3                 | -                    | .7                   | -                    | .4                   | .4                   | -                    | -                    | -                      | -                 | ...    |
| Kerosene or other liquid fuel  | -     | -                | -              | -                  | -                    | -                    | -                    | -                    | -                    | -                    | -                    | -                      | -                 | ...    |
| Coal or coke   | -     | -                | -              | -                  | -                    | -                    | -                    | -                    | -                    | -                    | -                    | -                      | -                 | ...    |
| Wood   | -     | -                | -              | -                  | -                    | -                    | -                    | -                    | -                    | -                    | -                    | -                      | -                 | ...    |
| Other  | -     | -                | -              | -                  | -                    | -                    | -                    | -                    | -                    | -                    | -                    | -                      | -                 | ...    |
| <b>Persons</b>   |       |                  |                |                    |                      |                      |                      |                      |                      |                      |                      |                        |                   |        |
| 1 person   | 58.9  | 1.2              | 6.8            | 14.9               | 8.7                  | 6.2                  | 16.1                 | 1.9                  | 2.9                  | -                    | -                    | -                      | .3                | 13 792 |
| 2 persons  | 70.4  | 1.1              | 8.1            | 7.7                | 10.3                 | 7.3                  | 14.5                 | 8.6                  | 9.4                  | 2.6                  | .3                   | .3                     | .3                | 20 404 |
| 3 persons  | 53.4  | .5               | 6.7            | 4.9                | 5.8                  | 5.6                  | 8.7                  | 6.2                  | 11.1                 | 2.7                  | .9                   | .3                     | .3                | 23 958 |
| 4 persons  | 40.0  | -                | 4.2            | 3.5                | 2.3                  | 1.3                  | 7.6                  | 4.8                  | 10.6                 | 4.2                  | 1.0                  | .6                     | .6                | 32 552 |
| 5 persons  | 21.5  | .2               | 2.6            | 1.5                | .8                   | 2.2                  | 2.0                  | 3.7                  | 5.1                  | 2.2                  | .6                   | .3                     | .3                | 33 757 |
| 6 persons  | 7.0   | -                | .8             | 1.0                | .3                   | .9                   | 1.1                  | -                    | 1.5                  | 1.0                  | .3                   | .2                     | .2                | 24 702 |
| 7 persons or more  | 5.1   | -                | .2             | -                  | .5                   | .8                   | .5                   | .7                   | 1.0                  | 1.1                  | -                    | .3                     | -                 | ...    |
| Median   | 2.5   | ...              | 2.5            | 1.7                | 2.0                  | 2.3                  | 2.1                  | 2.9                  | 3.3                  | 3.9                  | ...                  | ...                    | ...               | ...    |
| <b>Household Composition by Age of Householder</b>                         |       |                  |                |                    |                      |                      |                      |                      |                      |                      |                      |                        |                   |        |
| 2-or-more person households  | 197.4 | 1.9              | 22.6           | 18.6               | 19.9                 | 18.1                 | 34.5                 | 24.0                 | 38.5                 | 13.8                 | 3.0                  | 1.3                    | 1.4               | 25 156 |
| Married-couple families, no nonrelatives                                   | 86.3  | .2               | 2.0            | 2.2                | 6.4                  | 3.7                  | 12.5                 | 14.4                 | 29.1                 | 10.9                 | 3.0                  | 1.3                    | .8                | 41 336 |
| Under 25 years   | 2.9   | -                | .8             | -                  | .5                   | -                    | .5                   | .6                   | .3                   | .2                   | -                    | -                      | -                 | ...    |
| 25 to 29 years   | 9.3   | -                | -              | -                  | 1.2                  | .3                   | 2.3                  | 2.1                  | 3.2                  | -                    | .3                   | -                      | -                 | 33 969 |
| 30 to 34 years   | 14.7  | -                | .4             | -                  | .4                   | .9                   | 2.4                  | 2.4                  | 7.2                  | .8                   | .2                   | -                      | -                 | 42 342 |
| 35 to 44 years   | 28.4  | -                | .2             | .3                 | .6                   | 1.0                  | 2.9                  | 5.3                  | 10.8                 | 5.1                  | 1.6                  | .2                     | .3                | 47 115 |
| 45 to 64 years   | 23.5  | .2               | .3             | .5                 | 2.0                  | .5                   | 3.2                  | 2.9                  | 6.8                  | 4.8                  | .8                   | 1.1                    | .3                | 46 027 |
| 65 years and over  | 7.5   | -                | .2             | 1.3                | 1.6                  | 1.0                  | 1.1                  | 1.2                  | .9                   | -                    | -                    | -                      | .3                | 18 396 |
| Other male householder   | 20.9  | .6               | 1.4            | 2.0                | 3.0                  | 3.2                  | 4.7                  | 2.3                  | 2.8                  | .9                   | -                    | -                      | -                 | 20 516 |
| Under 45 years   | 13.9  | .6               | 1.4            | 1.0                | 2.5                  | 1.3                  | 3.3                  | 1.7                  | 1.4                  | .6                   | -                    | -                      | -                 | 20 344 |
| 45 to 64 years   | 3.8   | -                | -              | -                  | -                    | 1.3                  | .6                   | .6                   | 1.0                  | .3                   | -                    | -                      | -                 | ...    |
| 65 years and over  | 3.2   | -                | -              | 1.0                | .5                   | .6                   | .8                   | -                    | .4                   | -                    | -                    | -                      | -                 | ...    |
| Other female householder   | 90.2  | 1.0              | 19.2           | 14.4               | 10.6                 | 11.2                 | 17.3                 | 7.3                  | 6.6                  | 2.0                  | -                    | -                      | .6                | 14 972 |
| Under 45 years   | 65.2  | 1.0              | 17.3           | 10.2               | 7.4                  | 7.2                  | 12.3                 | 4.5                  | 4.2                  | .8                   | -                    | -                      | .3                | 12 772 |
| 45 to 64 years   | 19.0  | -                | 1.7            | 2.8                | 2.0                  | 3.0                  | 3.5                  | 2.2                  | 2.4                  | 1.2                  | -                    | -                      | .3                | 20 179 |
| 65 years and over  | 6.0   | -                | .2             | 1.4                | 1.2                  | 1.0                  | 1.6                  | .7                   | -                    | -                    | -                    | -                      | -                 | ...    |
| 1-person households  | 58.9  | 1.2              | 6.8            | 14.9               | 8.7                  | 6.2                  | 16.1                 | 1.9                  | 2.9                  | -                    | -                    | -                      | .3                | 13 792 |
| Male householder   | 26.5  | 1.2              | 2.3            | 6.2                | 3.9                  | 2.7                  | 8.1                  | .7                   | 1.2                  | -                    | -                    | -                      | .3                | 14 576 |
| Under 45 years   | 16.4  | .9               | 1.6            | 2.4                | 2.8                  | 1.8                  | 5.8                  | .4                   | .5                   | -                    | -                    | -                      | -                 | 16 110 |
| 45 to 64 years   | 7.5   | .3               | .5             | 1.9                | .5                   | .9                   | 2.2                  | .3                   | .7                   | -                    | -                    | -                      | .3                | 18 365 |
| 65 years and over  | 2.6   | -                | .2             | 1.9                | .5                   | -                    | -                    | -                    | -                    | -                    | -                    | -                      | -                 | ...    |
| Female householder   | 32.4  | -                | 4.4            | 8.7                | 4.8                  | 3.5                  | 8.0                  | 1.3                  | 1.7                  | -                    | -                    | -                      | -                 | 13 153 |
| Under 45 years   | 17.8  | -                | 1.6            | 1.9                | 2.5                  | 2.5                  | 6.4                  | 1.3                  | 1.7                  | -                    | -                    | -                      | -                 | 20 703 |
| 45 to 64 years   | 5.6   | -                | 1.1            | .8                 | 1.4                  | .8                   | 1.6                  | -                    | -                    | -                    | -                    | -                      | -                 | ...    |
| 65 years and over  | 9.0   | -                | 1.8            | 6.1                | .9                   | .2                   | -                    | -                    | -                    | -                    | -                    | -                      | -                 | 7 230  |
| <b>Own Never Married Children Under 18 Years Old</b>                       |       |                  |                |                    |                      |                      |                      |                      |                      |                      |                      |                        |                   |        |
| No own children under 18 years   | 146.3 | 2.6              | 11.4           | 23.1               | 19.1                 | 17.0                 | 32.9                 | 14.3                 | 17.7                 | 5.2                  | 1.0                  | .9                     | 1.2               | 19 983 |
| With own children under 18 years   | 110.0 | .4               | 18.0           | 10.3               | 9.4                  | 7.2                  | 17.6                 | 11.6                 | 23.7                 | 8.6                  | 2.0                  | .5                     | .6                | 25 435 |
| Under 6 years only   | 28.8  | .2               | 7.9            | 2.9                | 2.9                  | 1.2                  | 4.5                  | 1.9                  | 5.2                  | 1.8                  | .3                   | -                      | -                 | 16 968 |
| 1  | 19.2  | .2               | 4.1            | 1.5                | 1.7                  | .9                   | 4.0                  | 1.5                  | 3.5                  | 1.4                  | .3                   | -                      | -                 | 22 796 |
| 2  | 7.7   | -                | 3.0            | .7                 | 1.3                  | .2                   | .4                   | .4                   | 1.2                  | .4                   | -                    | -                      | -                 | 10 523 |
| 3 or more  | 1.9   | -                | .8             | .6                 | -                    | -                    | -                    | -                    | .5                   | -                    | -                    | -                      | -                 | ...    |
| 6 to 17 years only   | 61.6  | .2               | 6.1            | 5.2                | 5.1                  | 4.3                  | 11.1                 | 7.1                  | 14.6                 | 5.5                  | 1.7                  | .3                     | .3                | 28 818 |
| 1  | 32.0  | -                | 1.8            | 1.8                | 2.3                  | 2.3                  | 5.9                  | 4.7                  | 9.4                  | 2.7                  | .7                   | .3                     | .3                | 34 283 |
| 2  | 22.4  | -                | 2.6            | 2.2                | 2.0                  | 1.9                  | 3.8                  | 2.2                  | 4.6                  | 2.4                  | .8                   | -                      | -                 | 26 765 |
| 3 or more  | 7.2   | .2               | 1.7            | 1.3                | .8                   | .2                   | 1.5                  | .2                   | .6                   | .4                   | .3                   | -                      | -                 | 12 418 |
| Both age groups  | 19.6  | -                | 4.0            | 2.2                | 1.4                  | 1.7                  | 2.0                  | 2.6                  | 3.9                  | 1.3                  | -                    | .2                     | .3                | 22 313 |
| 2  | 8.3   | -                | .8             | .7                 | .5                   | 1.1                  | 1.4                  | .7                   | 2.7                  | .4                   | -                    | -                      | -                 | 27 249 |
| 3 or more  | 11.3  | -                | 3.1            | 1.5                | .9                   | .6                   | .6                   | 1.9                  | 1.3                  | .9                   | -                    | .2                     | .3                | 15 499 |
| <b>Monthly Housing Costs</b>   |       |                  |                |                    |                      |                      |                      |                      |                      |                      |                      |                        |                   |        |
| Less than \$100  | 10.3  | -                | 5.2            | 1.9                | .9                   | .2                   | 2.0                  | -                    | -                    | -                    | -                    | -                      | -                 | 4 954  |
| \$100 to \$199   | 25.4  | -                | 6.0            | 9.1                | 3.6                  | 2.2                  | 2.5                  | 1.4                  | .2                   | .2                   | -                    | -                      | -                 | 8 648  |
| \$200 to \$249   | 12.3  | .6               | 1.9            | 4.1                | .9                   | 1.6                  | 1.4                  | .5                   | 1.3                  | .6                   | -                    | -                      | -                 | 9 205  |
| \$250 to \$299   | 11.6  | -                | 2.7            | 1.8                | 2.0                  | 1.4                  | 1.2                  | .8                   | 1.1                  | -                    | -                    | -                      | .3                | 12 618 |
| \$300 to \$349   | 11.0  | .2               | 1.0            | 3.8                | 2.0                  | .9                   | 1.7                  | .5                   | .8                   | -                    | -                    | -                      | -                 | 11 244 |
| \$350 to \$399   | 14.1  | .2               | 2.2            | 3.8                | 2.5                  | 1.1                  | 1.6                  | .3                   | .3                   | -                    | -                    | -                      | -                 | 15 811 |
| \$400 to \$449   | 19.8  | -                | 1.7            | 2.6                | 1.8                  | 3.0                  | 6.0                  | .9                   | 2.9                  | .3                   | -                    | -                      | .3                | 21 380 |
| \$450 to \$499   | 22.6  | .2               | 1.0            | 1.4                | 5.4                  | 2.3                  | 6.9                  | 2.8                  | 1.7                  | .6                   | .4                   | -                      | -                 | 21 544 |
| \$500 to \$599   | 35.6  | .2               | 3.2            | 1.8                | 5.2                  | 4.3                  | 9.1                  | 2.9                  | 6.8                  | 1.4                  | -                    | -                      | .6                | 23 409 |
| \$600 to \$699   | 24.2  | .5               | 1.3            | .4                 | 2.3                  | 3.4                  | 5.9                  | 4.3                  | 4.4                  | 1.3                  | .3                   | -                      | -                 | 27 017 |
| \$700 to \$799   | 18.9  | .3               | .3             | .8                 | .2                   | 1.1                  | 5.8                  | 3.0                  | 6.4                  | 1.2                  | -                    | -                      | -                 | 33 643 |
| \$800 to \$999   | 19.7  | .3               | -              | .3                 | .2                   | 1.4                  | 1.8                  | 3.4                  | 9.2                  | 2.4                  | .8                   | -                      | -                 | 45 493 |
| \$1,000 to \$1,249   | 8.0   | -                | .3             | -                  | -                    | -                    | .8                   | .8                   | 2.4                  | 2.2                  | 1.2                  | .5                     | -                 | 58 371 |
| \$1,250 to \$1,499   | 2.1   | -                | -              | -                  | -                    | -                    | .3                   | .3                   | .3                   | 1.2                  | -                    | .3                     | -                 | ...    |
| \$1,500 or more  | 2.9   | -                | -              | -                  | -                    | -                    | .3                   | .4                   | 1.2                  | .3                   | .3                   | .3                     | .5                | ...    |
| No cash rent   | 6.2   | -                | 2.7            | -                  | -                    | -                    | -                    | -                    | .4                   | -                    | -                    | -                      | -                 | ...    |
| Mortgage payment not reported  | 11.7  | .3               | -              | 1.4                | .9                   | 1.2                  | 1.6                  | 2.2                  | 3.3                  | .9                   | -                    | -                      | -                 | 32 432 |
| Median (excludes no cash rent)   | 482   | ...              | 254            | 247                | 435                  | 470                  | 494                  | 609                  | 690                  | 838                  | ...                  | ...                    | ...               | ...    |
| <b>Median Monthly Housing Costs For Owners</b>                             |       |                  |                |                    |                      |                      |                      |                      |                      |                      |                      |                        |                   |        |
| Monthly costs including all mortgages plus maintenance costs               | 622   | ...              | ...            | 202                | ...                  | ...                  | 513                  | 681                  | 747                  | 897                  | ...                  | ...                    | ...               | ...    |
| Monthly costs excluding 2nd and subsequent mortgages and maintenance costs | 547   | ...              | ...            | 183                | ...                  | ...                  | 452                  | 602                  | 638                  | 748                  | ...                  | ...                    | ...               | ...    |

**Table 5-20. Income of Families and Primary Individuals by Selected Characteristics - Occupied Units with Black Householder—Con.**

[Numbers in thousands. For meaning of symbols, see text.]

| Characteristics   | Total  | Zero to negative | \$1 to \$4,999 | \$5,000 to \$9,999 | \$10,000 to \$14,999 | \$15,000 to \$19,999 | \$20,000 to \$29,999 | \$30,000 to \$39,999 | \$40,000 to \$59,999 | \$60,000 to \$79,999 | \$80,000 to \$99,999 | \$100,000 to \$119,999 | \$120,000 or more | Median |
|---|--------|------------------|----------------|--------------------|----------------------|----------------------|----------------------|----------------------|----------------------|----------------------|----------------------|------------------------|-------------------|--------|
| <b>Monthly Housing Costs as Percent of Current Income<sup>2</sup></b> |        |                  |                |                    |                      |                      |                      |                      |                      |                      |                      |                        |                   |        |
| Less than 5 percent   | 4.0    | -                | -              | .2                 | -                    | -                    | 1.7                  | -                    | -                    | .8                   | -                    | -                      | 1.2               | ...    |
| 5 to 9 percent  | 14.0   | -                | .3             | -                  | .7                   | 1.1                  | 2.9                  | 2.5                  | 3.9                  | 2.1                  | .4                   | -                      | -                 | 37 821 |
| 10 to 14 percent  | 19.6   | -                | .4             | .5                 | 1.1                  | 1.2                  | 2.7                  | 2.4                  | 6.6                  | 2.8                  | 1.2                  | .5                     | .3                | 44 624 |
| 15 to 19 percent  | 38.2   | -                | 1.1            | 1.4                | 2.6                  | 1.9                  | 5.8                  | 5.0                  | 14.3                 | 3.9                  | 1.1                  | .8                     | .3                | 41 762 |
| 20 to 24 percent  | 36.7   | -                | .9             | 4.1                | 2.1                  | 2.5                  | 12.3                 | 4.7                  | 8.4                  | 1.6                  | .3                   | -                      | -                 | 27 157 |
| 25 to 29 percent  | 28.3   | -                | 2.1            | 2.5                | 2.7                  | 2.6                  | 9.2                  | 4.8                  | 3.2                  | 1.2                  | -                    | -                      | -                 | 24 568 |
| 30 to 34 percent  | 19.9   | -                | 2.4            | 3.3                | 1.6                  | 3.2                  | 6.4                  | 2.1                  | .7                   | .3                   | -                    | -                      | -                 | 19 150 |
| 35 to 39 percent  | 15.5   | -                | .9             | 2.6                | 2.8                  | 3.1                  | 4.4                  | 1.1                  | .3                   | .4                   | -                    | -                      | -                 | 17 446 |
| 40 to 49 percent  | 21.7   | .3               | 2.2            | 4.6                | 5.7                  | 5.7                  | 2.8                  | .2                   | .4                   | -                    | -                    | -                      | -                 | 13 420 |
| 50 to 59 percent  | 11.5   | -                | 1.7            | 3.0                | 5.8                  | .4                   | -                    | .5                   | .3                   | -                    | -                    | -                      | -                 | 10 969 |
| 60 to 69 percent  | 5.6    | -                | 1.2            | 1.5                | 2.0                  | .9                   | -                    | -                    | -                    | -                    | -                    | -                      | -                 | ...    |
| 70 to 99 percent  | 7.1    | -                | 1.8            | 4.5                | .6                   | .3                   | -                    | -                    | -                    | -                    | -                    | -                      | -                 | 6 992  |
| 100 percent or more <sup>2</sup>                                      | 13.9   | .2               | 11.8           | 1.7                | .2                   | -                    | -                    | -                    | -                    | -                    | -                    | -                      | -                 | 2 854  |
| Zero or negative income   | 2.3    | 2.3              | -              | -                  | -                    | -                    | -                    | -                    | -                    | -                    | -                    | -                      | -                 | ...    |
| No cash rent  | 6.2    | -                | 2.7            | 2.3                | -                    | -                    | .7                   | .4                   | -                    | -                    | -                    | -                      | -                 | ...    |
| Mortgage payment not reported   | 11.7   | .3               | -              | 1.4                | .9                   | 1.2                  | 1.6                  | 2.2                  | 3.3                  | .9                   | -                    | -                      | -                 | 32 432 |
| Median (excludes 3 previous lines)                                    | 26     | -                | 74             | 41                 | 40                   | 33                   | 24                   | 22                   | 18                   | 16                   | -                    | -                      | -                 | ...    |
| Median (excludes 4 lines before medians)                              | 25     | -                | 36             | 39                 | 40                   | 33                   | 24                   | 22                   | 18                   | 16                   | -                    | -                      | -                 | ...    |
| <b>OWNER OCCUPIED UNITS</b>   |        |                  |                |                    |                      |                      |                      |                      |                      |                      |                      |                        |                   |        |
| Total   | 108.6  | 1.3              | 2.3            | 9.3                | 6.7                  | 8.0                  | 17.1                 | 15.5                 | 29.9                 | 12.4                 | 3.0                  | 1.3                    | 1.8               | 36 182 |
| <b>Value</b>  |        |                  |                |                    |                      |                      |                      |                      |                      |                      |                      |                        |                   |        |
| Less than \$10,000  | .3     | -                | -              | -                  | -                    | -                    | -                    | -                    | -                    | .3                   | -                    | -                      | -                 | ...    |
| \$10,000 to \$19,999  | 1.6    | -                | -              | .8                 | -                    | -                    | .5                   | -                    | -                    | .3                   | -                    | -                      | -                 | ...    |
| \$20,000 to \$29,999  | 3.4    | -                | .2             | -                  | 1.1                  | .7                   | .6                   | .3                   | .4                   | -                    | -                    | -                      | -                 | ...    |
| \$30,000 to \$39,999  | 5.6    | -                | .6             | 1.1                | .3                   | 1.1                  | .4                   | 1.1                  | .6                   | -                    | -                    | -                      | .3                | ...    |
| \$40,000 to \$49,999  | 13.2   | .4               | -              | 2.5                | 2.8                  | 1.8                  | 2.2                  | 1.1                  | 2.0                  | .3                   | -                    | -                      | -                 | 17 241 |
| \$50,000 to \$59,999  | 13.2   | -                | .3             | 1.1                | 1.2                  | .8                   | 2.6                  | 2.2                  | 3.6                  | 1.1                  | -                    | -                      | .3                | 32 310 |
| \$60,000 to \$69,999  | 16.7   | .4               | .3             | 1.2                | .6                   | .7                   | 3.7                  | 2.5                  | 4.9                  | 1.7                  | .3                   | -                      | .3                | 35 604 |
| \$70,000 to \$79,999  | 19.0   | -                | .6             | .3                 | .3                   | 1.8                  | 3.0                  | 2.8                  | 6.0                  | 2.8                  | 1.3                  | -                      | -                 | 42 045 |
| \$80,000 to \$89,999  | 20.1   | .5               | .3             | 1.1                | -                    | 1.0                  | 2.1                  | 3.7                  | 8.9                  | 2.0                  | .3                   | .2                     | -                 | 42 980 |
| \$100,000 to \$119,999  | 6.0    | -                | -              | .4                 | -                    | -                    | 1.0                  | .8                   | 1.7                  | 1.2                  | .8                   | -                      | -                 | ...    |
| \$120,000 to \$149,999  | 4.2    | -                | -              | .4                 | -                    | -                    | .3                   | .8                   | 1.0                  | .9                   | -                    | .9                     | -                 | ...    |
| \$150,000 to \$199,999  | 2.2    | -                | -              | .3                 | -                    | -                    | .3                   | -                    | .3                   | .3                   | .3                   | -                      | .3                | ...    |
| \$200,000 to \$249,999  | 1.1    | -                | -              | -                  | .3                   | -                    | -                    | -                    | .3                   | .3                   | .3                   | .3                     | .3                | ...    |
| \$250,000 to \$299,999  | .6     | -                | -              | -                  | -                    | -                    | -                    | -                    | .6                   | .6                   | -                    | -                      | -                 | ...    |
| \$300,000 or more   | 1.4    | -                | -              | -                  | -                    | -                    | .3                   | .3                   | .6                   | -                    | -                    | -                      | .3                | ...    |
| Median  | 70 161 | -                | -              | 52 518             | -                    | 54 377               | 65 697               | 72 097               | 75 836               | 78 721               | -                    | -                      | -                 | ...    |
| <b>Ratio of Value to Current Income<sup>2</sup></b>                   |        |                  |                |                    |                      |                      |                      |                      |                      |                      |                      |                        |                   |        |
| Less than 1.5   | 31.7   | -                | .2             | -                  | -                    | .7                   | 1.4                  | 2.4                  | 14.0                 | 8.9                  | 2.2                  | .5                     | 1.5               | 56 063 |
| 1.5 to 1.9  | 20.4   | -                | -              | .3                 | -                    | .5                   | 2.4                  | 4.5                  | 9.9                  | 1.5                  | .8                   | -                      | .3                | 45 050 |
| 2.0 to 2.4  | 15.6   | -                | -              | -                  | 1.3                  | 1.2                  | 4.5                  | 4.3                  | 3.3                  | .5                   | -                    | .3                     | .3                | 31 505 |
| 2.5 to 2.9  | 10.3   | -                | -              | -                  | 1                    | 1.6                  | 3.3                  | 2.8                  | 1.3                  | .8                   | -                    | .3                     | -                 | 30 401 |
| 3.0 to 3.9  | 10.5   | .3               | -              | .8                 | 2.5                  | 1.4                  | 3.4                  | 1.2                  | .6                   | .3                   | -                    | -                      | -                 | 20 732 |
| 4.0 to 4.9  | 5.7    | -                | -              | .8                 | 1.8                  | 1.5                  | 1.2                  | -                    | -                    | .4                   | -                    | -                      | -                 | ...    |
| 5.0 or more   | 13.5   | -                | 2.1            | 7.4                | .9                   | 1.0                  | .9                   | .3                   | .9                   | -                    | -                    | -                      | -                 | 8 160  |
| Zero or negative income   | 1.1    | 1.1              | -              | -                  | -                    | -                    | -                    | -                    | -                    | -                    | -                    | -                      | -                 | ...    |
| Median  | 2.1    | -                | -              | 5.0+               | -                    | 3.0                  | 2.5                  | 2.1                  | 1.6                  | 1.5                  | -                    | -                      | -                 | ...    |
| <b>Monthly Payment for Principal and Interest</b>                     |        |                  |                |                    |                      |                      |                      |                      |                      |                      |                      |                        |                   |        |
| Less than \$100   | 2.6    | -                | -              | .3                 | -                    | 1.0                  | .8                   | -                    | .4                   | -                    | -                    | -                      | -                 | ...    |
| \$100 to \$199  | 7.3    | -                | -              | .8                 | -                    | .7                   | 1.1                  | .9                   | 2.7                  | 1.0                  | -                    | -                      | -                 | 41 943 |
| \$200 to \$249  | 6.4    | -                | -              | -                  | .8                   | .3                   | 1.3                  | 1.3                  | 2.4                  | .3                   | -                    | -                      | .3                | ...    |
| \$250 to \$299  | 3.1    | -                | .3             | .3                 | .3                   | -                    | 1.0                  | .3                   | .4                   | .3                   | -                    | -                      | -                 | ...    |
| \$300 to \$349  | 6.4    | -                | .3             | -                  | .3                   | .9                   | 1.7                  | .5                   | 1.0                  | .9                   | .4                   | -                      | .3                | ...    |
| \$350 to \$399  | 3.8    | -                | -              | -                  | .3                   | .3                   | .8                   | .8                   | 1.4                  | .9                   | -                    | -                      | -                 | ...    |
| \$400 to \$449  | 3.9    | -                | -              | -                  | .6                   | .7                   | .9                   | .9                   | 1.2                  | .2                   | .3                   | -                      | -                 | ...    |
| \$450 to \$499  | 5.9    | -                | .2             | .3                 | .5                   | .7                   | 1.2                  | 2.2                  | .7                   | -                    | -                    | -                      | -                 | ...    |
| \$500 to \$599  | 11.5   | -                | .3             | .3                 | .3                   | .4                   | 2.4                  | 2.0                  | 4.6                  | .6                   | .6                   | -                      | -                 | 40 026 |
| \$600 to \$699  | 10.2   | .3               | -              | -                  | .9                   | .7                   | 1.4                  | 4.6                  | 2.4                  | .6                   | -                    | -                      | -                 | 48 109 |
| \$700 to \$799  | 5.3    | -                | .3             | -                  | -                    | -                    | .7                   | 1.1                  | 1.9                  | 1.0                  | .6                   | .5                     | -                 | ...    |
| \$800 to \$999  | 3.9    | -                | -              | -                  | -                    | -                    | .7                   | -                    | 1.0                  | 1.2                  | .9                   | .3                     | -                 | ...    |
| \$1,000 to \$1,249  | 2.8    | -                | -              | -                  | -                    | -                    | -                    | .8                   | .3                   | 1.4                  | .3                   | .3                     | .3                | ...    |
| \$1,250 to \$1,499  | .9     | -                | -              | -                  | -                    | -                    | -                    | -                    | .4                   | .4                   | -                    | -                      | -                 | ...    |
| \$1,500 or more   | .6     | -                | -              | -                  | -                    | -                    | -                    | -                    | .4                   | .3                   | -                    | -                      | .3                | ...    |
| Not reported  | 11.7   | .3               | -              | 1.4                | .9                   | 1.2                  | 1.6                  | 2.2                  | 3.3                  | .9                   | -                    | -                      | -                 | 32 432 |
| Median  | 482    | -                | -              | -                  | -                    | -                    | 348                  | 486                  | 511                  | 646                  | -                    | -                      | -                 | ...    |
| <b>Average Monthly Cost Paid for Real Estate Taxes</b>                |        |                  |                |                    |                      |                      |                      |                      |                      |                      |                      |                        |                   |        |
| Less than \$25  | 17.4   | -                | .6             | 4.7                | 2.5                  | 2.6                  | 2.2                  | 2.0                  | 2.0                  | .5                   | .3                   | -                      | -                 | 16 743 |
| \$25 to \$49  | 23.4   | -                | .5             | 2.7                | 2.2                  | 1.8                  | 6.2                  | .8                   | 5.5                  | 2.7                  | .3                   | -                      | 1.0               | 27 645 |
| \$50 to \$74  | 28.6   | .7               | .9             | 1.4                | 1.7                  | 2.0                  | 3.7                  | 6.1                  | 8.0                  | 3.0                  | 1.0                  | -                      | -                 | 36 288 |
| \$75 to \$99  | 21.0   | .4               | -              | .4                 | -                    | .9                   | 2.8                  | 2.9                  | 9.3                  | 2.9                  | 1.2                  | -                      | .3                | 46 701 |
| \$100 to \$149  | 12.6   | .3               | .3             | -                  | -                    | .9                   | 1.8                  | 2.8                  | 3.7                  | 1.8                  | -                    | .8                     | .3                | 41 638 |
| \$150 to \$199  | 2.8    | -                | -              | -                  | -                    | -                    | -                    | .3                   | .7                   | .6                   | .3                   | .3                     | .5                | ...    |
| \$200 or more   | 3.0    | -                | -              | -                  | .3                   | -                    | .5                   | .7                   | .6                   | .9                   | -                    | -                      | -                 | ...    |
| Median  | 62     | -                | -              | 25                 | -                    | 47                   | 51                   | 70                   | 73                   | 74                   | -                    | -                      | -                 | ...    |



Table 5-20. Income of Families and Primary Individuals by Selected Characteristics - Occupied Units with Black Householder—Con.

[Numbers in thousands. For meaning of symbols, see text.]

| Characteristics                                   | Total        | Zero to negative | \$1 to \$4,999 | \$5,000 to \$9,999 | \$10,000 to \$14,999 | \$15,000 to \$19,999 | \$20,000 to \$29,999 | \$30,000 to \$39,999 | \$40,000 to \$59,999 | \$60,000 to \$79,999 | \$80,000 to \$99,999 | \$100,000 to \$119,999 | \$120,000 or more | Median        |
|---|--------------|------------------|----------------|--------------------|----------------------|----------------------|----------------------|----------------------|----------------------|----------------------|----------------------|------------------------|-------------------|---------------|
| <b>OWNER OCCUPIED UNITS—Con.</b>                  |              |                  |                |                    |                      |                      |                      |                      |                      |                      |                      |                        |                   |               |
| <b>Purchase Price</b>                             |              |                  |                |                    |                      |                      |                      |                      |                      |                      |                      |                        |                   |               |
| Home purchased or built .....                     | 101.5        | .3               | 1.8            | 8.0                | 6.4                  | 7.4                  | 15.3                 | 14.8                 | 29.7                 | 11.8                 | 3.0                  | 1.3                    | 1.8               | 37 859        |
| Less than \$10,000 .....                          | 4.4          | -.3              | 1.1            | 6.4                | 7.4                  | 15.3                 | 14.8                 | 29.7                 | 11.8                 | 3.0                  | 1.3                  | 1.8                    | 37 859            | ...           |
| \$10,000 to \$19,999 .....                        | 16.3         | -.3              | 3.2            | 3.1                | 2.7                  | 2.2                  | 1.6                  | 2.3                  | .9                   | -                    | -                    | -                      | -                 | 17 804        |
| \$20,000 to \$29,999 .....                        | 13.3         | -                | 1.3            | 1.3                | 2.0                  | 2.0                  | 2.4                  | 2.8                  | 1.3                  | -                    | -                    | -                      | .3                | 30 769        |
| \$30,000 to \$39,999 .....                        | 11.9         | -                | .6             | -                  | .4                   | 3.7                  | 1.4                  | 4.0                  | 1.4                  | -                    | -                    | -                      | .3                | 38 518        |
| \$40,000 to \$49,999 .....                        | 8.7          | -                | .4             | -                  | .3                   | 1.2                  | 1.0                  | 4.2                  | 1.1                  | .6                   | -                    | -                      | -                 | 47 283        |
| \$50,000 to \$59,999 .....                        | 10.1         | -                | -              | .7                 | 1.2                  | 2.3                  | 1.8                  | 3.9                  | .9                   | .3                   | -                    | -                      | -                 | 35 305        |
| \$60,000 to \$69,999 .....                        | 11.2         | -                | .3             | -                  | .3                   | 1.2                  | 2.5                  | 4.7                  | 1.7                  | .6                   | -                    | -                      | -                 | 46 031        |
| \$70,000 to \$79,999 .....                        | 5.6          | -                | -              | -                  | .3                   | .5                   | .6                   | 3.3                  | .9                   | -                    | -                    | -                      | -                 | ...           |
| \$80,000 to \$99,999 .....                        | 6.7          | .3               | .3             | -                  | .3                   | .3                   | 1.4                  | 2.0                  | 1.4                  | .3                   | .5                   | -                      | -                 | ...           |
| \$100,000 to \$119,999 .....                      | 1.7          | -                | -              | -                  | .3                   | -                    | -                    | .3                   | .6                   | .5                   | -                    | -                      | -                 | ...           |
| \$120,000 to \$149,999 .....                      | 1.4          | -                | -              | -                  | -                    | -                    | .3                   | .3                   | .3                   | -                    | -                    | .6                     | -                 | ...           |
| \$150,000 to \$199,999 .....                      | 1.6          | -                | -              | -                  | -                    | -                    | -                    | -                    | .8                   | .3                   | .3                   | .3                     | -                 | ...           |
| \$200,000 to \$249,999 .....                      | 1.5          | -                | -              | -                  | -                    | -                    | -                    | .4                   | .6                   | -                    | -                    | .5                     | -                 | ...           |
| \$250,000 to \$299,999 .....                      | -            | -                | -              | -                  | -                    | -                    | -                    | -                    | -                    | -                    | -                    | -                      | -                 | ...           |
| \$300,000 or more .....                           | -            | -                | -              | -                  | -                    | -                    | -                    | -                    | -                    | -                    | -                    | -                      | -                 | ...           |
| Not reported .....                                | 7.3          | -                | -              | 2.0                | .5                   | 1.1                  | 1.6                  | 1.4                  | -                    | .4                   | -                    | .3                     | -                 | 30 501        |
| Median .....                                      | 41 472       | ...              | 15 970         | ...                | 25 231               | 35 458               | 48 762               | 49 489               | 61 967               | ...                  | ...                  | ...                    | ...               | ...           |
| Received as inheritance or gift .....             | 3.7          | .4               | .2             | .8                 | .3                   | .3                   | .9                   | .5                   | -                    | .3                   | -                    | -                      | -                 | ...           |
| Not reported .....                                | 3.4          | .7               | .3             | .5                 | -                    | .3                   | 1.0                  | .2                   | -                    | .3                   | -                    | -                      | -                 | ...           |
| <b>RENTER OCCUPIED UNITS</b>                      |              |                  |                |                    |                      |                      |                      |                      |                      |                      |                      |                        |                   |               |
| <b>Total</b> .....                                | <b>147.7</b> | <b>1.7</b>       | <b>27.1</b>    | <b>24.2</b>        | <b>21.8</b>          | <b>16.3</b>          | <b>33.4</b>          | <b>10.4</b>          | <b>11.4</b>          | <b>1.4</b>           | <b>-</b>             | <b>-</b>               | <b>-</b>          | <b>14 777</b> |
| <b>Rent Reductions</b>                            |              |                  |                |                    |                      |                      |                      |                      |                      |                      |                      |                        |                   |               |
| No subsidy or income reporting .....              | 113.0        | 1.7              | 11.6           | 15.6               | 18.2                 | 14.1                 | 29.3                 | 10.4                 | 10.6                 | 1.4                  | -                    | -                      | -                 | 18 307        |
| Rent control .....                                | -            | -                | -              | -                  | -                    | -                    | -                    | -                    | -                    | -                    | -                    | -                      | -                 | ...           |
| No rent control .....                             | 112.8        | 1.7              | 11.6           | 15.6               | 18.0                 | 14.1                 | 29.3                 | 10.4                 | 10.6                 | 1.4                  | -                    | -                      | -                 | 18 343        |
| Reduced by owner .....                            | 3.4          | -                | .2             | 1.5                | .5                   | -                    | 1.0                  | -                    | .2                   | -                    | -                    | -                      | -                 | ...           |
| Not reduced by owner .....                        | 108.8        | 1.7              | 11.4           | 14.1               | 17.5                 | 13.8                 | 28.2                 | 10.2                 | 10.5                 | 1.4                  | -                    | -                      | -                 | 18 505        |
| Owner reduction not reported .....                | .6           | -                | -              | -                  | -                    | .3                   | -                    | .2                   | -                    | -                    | -                    | -                      | -                 | ...           |
| Rent control not reported .....                   | .2           | -                | -              | -                  | .2                   | -                    | -                    | -                    | -                    | -                    | -                    | -                      | -                 | ...           |
| Owned by public housing authority .....           | 19.5         | -                | 10.2           | 5.1                | 1.9                  | 1.2                  | 1.1                  | -                    | -                    | -                    | -                    | -                      | -                 | 4 762         |
| Other, Federal subsidy .....                      | 6.9          | -                | 3.5            | 1.8                | .9                   | .2                   | .5                   | -                    | -                    | -                    | -                    | -                      | -                 | ...           |
| Other, State or local subsidy .....               | 3.7          | -                | .7             | 1.1                | .2                   | .2                   | 1.6                  | -                    | -                    | -                    | -                    | -                      | -                 | ...           |
| Other, income verification .....                  | 1.2          | -                | .6             | .2                 | -                    | .2                   | .2                   | -                    | -                    | -                    | -                    | -                      | -                 | ...           |
| Subsidy or income verification not reported ..... | 3.4          | -                | .4             | .4                 | .6                   | .3                   | .8                   | -                    | .8                   | -                    | -                    | -                      | -                 | ...           |

1For mobile home, oldest category is 1939 or earlier.

2May reflect a temporary situation, living off savings, or response error.

3Beginning with 1989 this item uses current income in its calculation. See appendix A.



Table 5-21. Housing Costs by Selected Characteristics - Occupied Units with Black Householder—Con.

[Numbers in thousands. For meaning of symbols, see text.]

| Characteristics                                      | Total  | Less than \$100 | \$100 to \$199 | \$200 to \$299 | \$300 to \$399 | \$400 to \$499 | \$500 to \$599 | \$600 to \$699 | \$700 to \$799 | \$800 to \$899 | \$1,000 to \$1,499 | \$1,500 or more | No cash rent | Mortgage payment not reported | Median excluding no cash rent |
|--|--------|-----------------|----------------|----------------|----------------|----------------|----------------|----------------|----------------|----------------|--------------------|-----------------|--------------|-------------------------------|-------------------------------|
| <b>Cooking Fuel</b>                                  |        |                 |                |                |                |                |                |                |                |                |                    |                 |              |                               |                               |
| With cooking fuel                                    | 254.8  | 10.1            | 25.4           | 22.8           | 25.2           | 42.2           | 35.6           | 24.2           | 18.9           | 19.7           | 10.1               | 2.9             | 6.2          | 11.7                          | 483                           |
| Electricity  | 106.2  | 2.1             | 5.0            | 5.4            | 8.0            | 21.9           | 18.6           | 12.8           | 9.7            | 8.6            | 5.0                | 2.2             | 2.2          | 4.7                           | 539                           |
| Piped gas  | 146.6  | 7.8             | 20.1           | 16.6           | 17.2           | 20.1           | 16.8           | 11.3           | 9.3            | 11.1           | 5.1                | .6              | 4.0          | 6.7                           | 432                           |
| Bottled gas  | 2.0    | .2              | .3             | .8             | -              | .2             | .2             | -              | -              | -              | -                  | -               | -            | .3                            | ...                           |
| Kerosene or other liquid fuel                        | -      | -               | -              | -              | -              | -              | -              | -              | -              | -              | -                  | -               | -            | -                             | ...                           |
| Coal or coke   | -      | -               | -              | -              | -              | -              | -              | -              | -              | -              | -                  | -               | -            | -                             | ...                           |
| Wood   | -      | -               | -              | -              | -              | -              | -              | -              | -              | -              | -                  | -               | -            | -                             | ...                           |
| Other  | -      | -               | -              | -              | -              | -              | -              | -              | -              | -              | -                  | -               | -            | -                             | ...                           |
| <b>Persons</b>                                       |        |                 |                |                |                |                |                |                |                |                |                    |                 |              |                               |                               |
| 1 person   | 58.9   | 1.6             | 9.4            | 6.2            | 9.9            | 16.6           | 5.1            | 2.8            | 2.7            | 1.0            | .3                 | -               | .7           | 2.5                           | 404                           |
| 2 persons  | 70.4   | 4.3             | 7.3            | 6.4            | 6.8            | 10.2           | 11.9           | 6.1            | 6.2            | 4.0            | 2.2                | .5              | .6           | 3.8                           | 480                           |
| 3 persons  | 53.4   | 2.1             | 2.8            | 5.4            | 4.6            | 7.6            | 8.2            | 6.2            | 4.9            | 4.6            | 1.6                | 1.4             | 1.5          | 2.6                           | 527                           |
| 4 persons  | 40.0   | .4              | 3.0            | 2.9            | 1.8            | 5.4            | 8.0            | 5.3            | 2.9            | 4.1            | 2.7                | .3              | 2.0          | 1.4                           | 561                           |
| 5 persons  | 21.5   | .7              | 2.4            | 1.2            | 1.6            | 2.3            | 1.5            | 3.0            | 1.3            | 3.7            | 1.7                | .3              | 1.1          | .7                            | 602                           |
| 6 persons  | 7.0    | 1.0             | -              | .9             | .2             | .2             | .7             | .5             | .7             | 1.0            | .8                 | .4              | .2           | .3                            | 632                           |
| 7 persons or more                                    | 5.1    | -               | .4             | .9             | .2             | .2             | .2             | .3             | .3             | 1.3            | .9                 | -               | -            | .3                            | ...                           |
| Median   | 2.5    | 2.3             | 2.0            | 2.4            | 1.9            | 2.0            | 2.6            | 3.0            | 2.6            | 3.6            | 3.9                | ...             | ...          | 2.4                           | ...                           |
| <b>Household Composition by Age of Householder</b>   |        |                 |                |                |                |                |                |                |                |                |                    |                 |              |                               |                               |
| 2-or-more person households                          | 197.4  | 6.5             | 16.0           | 17.7           | 15.3           | 25.9           | 30.5           | 21.4           | 16.3           | 18.7           | 9.8                | 2.9             | 5.4          | 9.2                           | 526                           |
| Married-couple families, no nonrelatives             | 86.3   | .7              | 3.7            | 7.2            | 5.5            | 10.9           | 13.2           | 9.4            | 8.9            | 12.6           | 7.1                | 2.1             | .8           | 4.3                           | 596                           |
| Under 25 years                                       | 2.9    | -               | -              | -              | .2             | .3             | .6             | .4             | .5             | .3             | -                  | -               | -            | -                             | ...                           |
| 25 to 29 years                                       | 9.3    | -               | .2             | -              | .4             | 2.4            | 3.6            | .5             | .5             | .8             | .3                 | -               | -            | .5                            | 537                           |
| 30 to 34 years                                       | 14.7   | .2              | .5             | .9             | -              | 1.6            | 2.5            | 3.7            | 1.5            | 2.7            | -                  | -               | .8           | .5                            | 631                           |
| 35 to 44 years                                       | 28.4   | .2              | -              | 1.2            | 2.1            | 3.4            | 3.6            | 3.5            | 4.1            | 4.8            | 2.6                | 1.1             | 1.9          | .7                            | 679                           |
| 45 to 64 years                                       | 23.5   | .3              | .9             | 2.3            | 1.6            | 2.3            | 2.6            | 1.3            | 1.9            | 4.0            | 3.9                | 1.1             | -            | 1.5                           | 679                           |
| 65 years and over                                    | 7.5    | -               | 2.1            | 2.3            | 1.1            | .8             | .3             | -              | .5             | .4             | .4                 | -               | -            | -                             | 270                           |
| Other male householder                               | 20.8   | .8              | 1.2            | 1.5            | 2.2            | 2.3            | 3.0            | 3.1            | 2.1            | 2.3            | .7                 | .4              | .2           | 1.0                           | 559                           |
| Under 45 years                                       | 13.9   | .3              | .2             | .3             | .9             | 2.1            | 3.0            | 2.5            | 1.7            | 1.3            | .5                 | .4              | .2           | .3                            | 592                           |
| 45 to 64 years                                       | 3.8    | .5              | 1.0            | .4             | .7             | .2             | -              | .6             | .3             | .8             | .2                 | -               | -            | .7                            | ...                           |
| 65 years and over                                    | 3.2    | -               | -              | -              | .7             | -              | -              | -              | .3             | .8             | .2                 | -               | -            | -                             | ...                           |
| Other female householder                             | 90.2   | 7.0             | 11.2           | 9.1            | 7.6            | 12.6           | 14.3           | 8.9            | 5.3            | 3.7            | 2.0                | .4              | 4.4          | 3.8                           | 449                           |
| Under 45 years                                       | 65.2   | 6.6             | 7.4            | 5.4            | 5.4            | 9.5            | 11.1           | 6.7            | 3.7            | 2.2            | 1.1                | .4              | 4.0          | 1.7                           | 452                           |
| 45 to 64 years                                       | 19.0   | .3              | 1.8            | 2.3            | 1.9            | 2.3            | 2.8            | 1.7            | 1.4            | 1.6            | .8                 | -               | .4           | 1.6                           | 491                           |
| 65 years and over                                    | 6.0    | -               | 1.9            | 1.4            | .3             | .9             | .3             | .5             | .2             | .2             | -                  | -               | -            | .4                            | ...                           |
| 1-person households                                  | 58.9   | 1.8             | 9.4            | 6.2            | 9.9            | 16.6           | 5.1            | 2.8            | 2.7            | 1.0            | .3                 | -               | .7           | 2.5                           | 404                           |
| Male householder                                     | 26.5   | .5              | 3.7            | 2.8            | 5.7            | 7.4            | 1.4            | 1.3            | 1.7            | .5             | -                  | -               | .3           | 1.0                           | 397                           |
| Under 45 years                                       | 18.4   | .2              | .8             | 1.2            | 4.7            | 6.1            | 1.1            | .4             | 1.4            | .4             | -                  | -               | -            | .3                            | 417                           |
| 45 to 64 years                                       | 7.5    | .3              | 1.9            | 1.0            | .9             | 1.2            | .3             | .9             | .3             | .5             | -                  | -               | -            | .3                            | 353                           |
| 65 years and over                                    | 2.6    | -               | 1.0            | .7             | .2             | .2             | -              | -              | .7             | .7             | -                  | -               | .3           | .3                            | ...                           |
| Female householder                                   | 32.4   | 1.3             | 5.6            | 3.3            | 4.1            | 9.1            | 3.6            | 1.5            | 1.0            | .5             | .3                 | -               | .4           | 1.5                           | 409                           |
| Under 45 years                                       | 17.8   | -               | 1.3            | 1.3            | 1.8            | 7.8            | 2.1            | 1.5            | 1.0            | .5             | .3                 | -               | .4           | 1.1                           | 464                           |
| 45 to 64 years                                       | 5.6    | .2              | 1.8            | .2             | 1.1            | .8             | 1.5            | -              | -              | -              | -                  | -               | -            | -                             | ...                           |
| 65 years and over                                    | 9.0    | 1.2             | 3.8            | 1.8            | 1.2            | .5             | -              | -              | -              | -              | -                  | -               | -            | .4                            | 181                           |
| <b>Own Never Married Children Under 18 Years Old</b> |        |                 |                |                |                |                |                |                |                |                |                    |                 |              |                               |                               |
| No own children under 18 years                       | 146.3  | 3.2             | 17.2           | 14.9           | 18.4           | 28.6           | 17.8           | 13.0           | 10.7           | 8.1            | 4.1                | .8              | 1.0          | 8.6                           | 452                           |
| With own children under 18 years                     | 110.0  | 7.1             | 8.2            | 9.0            | 8.8            | 13.9           | 17.8           | 11.1           | 8.2            | 11.6           | 6.0                | 2.1             | 5.2          | 3.1                           | 533                           |
| Under 6 years only                                   | 28.8   | 3.8             | 2.5            | 3.1            | 2.0            | 3.2            | 4.6            | 2.8            | 1.5            | 1.9            | -                  | .9              | 2.3          | .3                            | 453                           |
| 1  | 19.2   | 2.8             | 1.4            | 2.1            | 1.1            | 2.7            | 3.6            | 1.7            | 1.0            | 1.3            | -                  | .9              | .6           | ...                           |                               |
| 2  | 7.7    | .8              | .6             | 1.1            | .8             | .5             | 1.0            | 1.1            | -              | .6             | -                  | -               | 1.1          | .3                            | 405                           |
| 3 or more  | 1.9    | .5              | .4             | -              | -              | -              | -              | .5             | -              | -              | -                  | -               | .5           | -                             | ...                           |
| 6 to 17 years only                                   | 61.8   | 1.9             | 3.2            | 4.7            | 4.2            | 8.8            | 11.0           | 5.8            | 5.7            | 7.2            | 4.3                | .6              | 1.7          | 2.6                           | 554                           |
| 1  | 32.0   | 1.1             | 1.2            | 2.9            | 1.6            | 4.5            | 6.8            | 2.9            | 3.3            | 2.9            | 2.6                | .6              | .6           | 1.8                           | 558                           |
| 2  | 22.4   | .6              | 1.0            | 1.4            | 1.7            | 3.7            | 3.7            | 2.4            | 1.8            | 3.0            | 1.5                | -               | .8           | .8                            | 555                           |
| 3 or more  | 7.2    | .2              | 1.1            | .4             | .9             | .5             | .7             | .4             | .5             | 1.3            | .3                 | -               | .9           | -                             | 504                           |
| Both age groups                                      | 19.6   | 1.5             | 2.5            | 1.2            | .6             | 1.9            | 2.2            | 2.6            | 1.1            | 2.5            | 1.7                | .5              | 1.2          | .2                            | 568                           |
| 1  | 8.3    | .5              | .4             | .7             | .2             | 1.2            | 1.6            | .9             | .6             | 1.3            | .5                 | .3              | .3           | ...                           |                               |
| 2 or more  | 11.3   | 1.0             | 2.0            | .5             | .4             | .8             | .6             | 1.7            | .5             | 1.2            | 1.2                | .3              | .9           | .2                            | 570                           |
| <b>Income of Families and Primary Individuals</b>    |        |                 |                |                |                |                |                |                |                |                |                    |                 |              |                               |                               |
| Less than \$5,000                                    | 32.4   | 5.2             | 6.0            | 5.3            | 3.6            | 2.9            | 3.4            | 1.8            | .6             | .3             | .3                 | -               | 2.7          | .3                            | 265                           |
| \$5,000 to \$9,999                                   | 33.5   | 1.9             | 9.1            | 5.9            | 5.6            | 4.0            | 1.8            | .4             | .8             | .3             | -                  | -               | 2.3          | 1.4                           | 265                           |
| \$10,000 to \$14,999                                 | 28.6   | .9              | 3.8            | 3.5            | 4.5            | 7.1            | 5.2            | 2.3            | .2             | .2             | -                  | -               | -            | .9                            | 417                           |
| \$15,000 to \$19,999                                 | 24.2   | .2              | 2.2            | 2.2            | 3.0            | 5.3            | 4.3            | 3.4            | 1.1            | 1.4            | -                  | -               | -            | 1.2                           | 474                           |
| \$20,000 to \$24,999                                 | 23.8   | .8              | 1.2            | 1.1            | 2.9            | 7.1            | 4.2            | 2.0            | 2.7            | .8             | -                  | -               | .4           | .6                            | 476                           |
| \$25,000 to \$29,999                                 | 26.7   | 1.2             | 1.3            | 1.5            | 2.0            | 5.8            | 5.0            | 3.9            | 3.0            | 1.0            | .8                 | -               | .3           | 1.0                           | 519                           |
| \$30,000 to \$34,999                                 | 14.4   | -               | .9             | .3             | 1.2            | 2.7            | 2.1            | 2.7            | 1.2            | 1.6            | .3                 | .3              | -            | 1.0                           | 570                           |
| \$35,000 to \$39,999                                 | 11.5   | -               | .5             | .8             | .9             | 1.0            | .8             | 1.6            | 1.8            | 1.8            | .8                 | -               | .4           | 1.1                           | 663                           |
| \$40,000 to \$49,999                                 | 26.7   | -               | .2             | 1.5            | 1.1            | 3.4            | 5.5            | 2.7            | 4.3            | 5.3            | 1.3                | -               | -            | 1.4                           | 633                           |
| \$50,000 to \$59,999                                 | 14.6   | -               | -              | .8             | -              | 1.1            | 1.3            | 1.8            | 2.1            | 3.8            | 1.4                | -               | -            | 1.9                           | 765                           |
| \$60,000 to \$79,999                                 | 13.8   | -               | .2             | .6             | .3             | .9             | 1.4            | 1.3            | 1.2            | 2.4            | 3.4                | 1.2             | -            | .9                            | 838                           |
| \$80,000 to \$99,999                                 | 3.0    | -               | -              | -              | -              | .4             | -              | .3             | -              | .8             | 1.2                | .3              | -            | -                             | ...                           |
| \$100,000 to \$119,999                               | 1.3    | -               | -              | -              | -              | .3             | -              | -              | -              | -              | .7                 | .3              | -            | -                             | ...                           |
| \$120,000 or more                                    | 1.8    | -               | -              | .3             | -              | .3             | .6             | -              | -              | -              | -                  | .5              | -            | -                             | ...                           |
| Median   | 21 996 | 5000-           | 8 648          | 11 035         | 13 710         | 21 330         | 23 735         | 27 744         | 34 601         | 44 767         | 61 484             | -               | -            | 32 529                        | -                             |



Table 5-21. **Housing Costs by Selected Characteristics - Occupied Units with Black Householder—Con.**

[Numbers in thousands. For meaning of symbols, see text.]

| Characteristics                                  | Total | Less than \$100 | \$100 to \$199 | \$200 to \$299 | \$300 to \$399 | \$400 to \$499 | \$500 to \$599 | \$600 to \$699 | \$700 to \$799 | \$800 to \$999 | \$1,000 to \$1,499 | \$1,500 or more | No cash rent | Mortgage payment not reported | Median excluding no cash rent |
|--|-------|-----------------|----------------|----------------|----------------|----------------|----------------|----------------|----------------|----------------|--------------------|-----------------|--------------|-------------------------------|-------------------------------|
| <b>RENTER OCCUPIED UNITS</b>                     |       |                 |                |                |                |                |                |                |                |                |                    |                 |              |                               |                               |
| Total.....                                       | 147.7 | 8.3             | 13.7           | 13.4           | 19.9           | 33.7           | 24.9           | 15.5           | 7.3            | 4.3            | .4                 | -               | 6.2          | ...                           | 446                           |
| <b>Rent Reductions</b>                           |       |                 |                |                |                |                |                |                |                |                |                    |                 |              |                               |                               |
| No subsidy or income reporting.....              | 113.0 | 1.3             | 3.5            | 8.9            | 15.9           | 31.3           | 23.4           | 15.0           | 6.4            | 4.3            | .4                 | -               | 2.5          | ...                           | 482                           |
| Rent control.....                                | -     | -               | -              | -              | -              | -              | -              | -              | -              | -              | -                  | -               | -            | -                             | -                             |
| No rent control.....                             | 112.8 | 1.3             | 3.5            | 8.9            | 15.9           | 31.3           | 23.2           | 15.0           | 6.4            | 4.3            | .4                 | -               | 2.5          | ...                           | 482                           |
| Reduced by owner.....                            | 3.4   | -               | .4             | .8             | .3             | .2             | -              | -              | -              | -              | -                  | -               | 1.7          | ...                           | ...                           |
| Not reduced by owner.....                        | 108.8 | 1.3             | 3.1            | 8.0            | 15.5           | 30.8           | 23.2           | 14.8           | 6.4            | 4.3            | .4                 | -               | .9           | ...                           | 485                           |
| Owner reduction not reported.....                | .8    | -               | -              | -              | -              | .3             | -              | .2             | -              | -              | -                  | -               | -            | ...                           | ...                           |
| Rent control not reported.....                   | .2    | -               | -              | -              | -              | -              | .2             | -              | -              | -              | -                  | -               | -            | ...                           | ...                           |
| Owned by public housing authority.....           | 19.5  | 4.7             | 7.9            | 2.5            | 1.8            | .9             | -              | .3             | -              | -              | -                  | -               | 1.4          | ...                           | 156                           |
| Other, Federal subsidy.....                      | 6.9   | .9              | 1.3            | 1.7            | .9             | .6             | -              | -              | .2             | -              | -                  | -               | 1.1          | ...                           | ...                           |
| Other, State or local subsidy.....               | 3.7   | 1.4             | .2             | -              | .7             | -              | .2             | -              | -              | -              | -                  | -               | -            | ...                           | ...                           |
| Other, income verification.....                  | 1.2   | -               | .6             | -              | .2             | .4             | -              | -              | -              | -              | -                  | -               | -            | ...                           | ...                           |
| Subsidy or income verification not reported..... | 3.4   | -               | .2             | .3             | .4             | .4             | 1.2            | .2             | .6             | -              | -                  | -               | -            | ...                           | ...                           |

<sup>1</sup>For mobile home, oldest category is 1939 or earlier.<sup>2</sup>Beginning with 1989 this item uses current income in its calculation. See appendix A.



Table 5-22. Value by Selected Characteristics - Owner Occupied Units with Black Householder—Con.

[Numbers in thousands. For meaning of symbols, see text.]

| Characteristics                                      | Total  | Less than \$30,000 | \$30,000 to \$39,999 | \$40,000 to \$49,999 | \$50,000 to \$59,999 | \$60,000 to \$79,999 | \$80,000 to \$99,999 | \$100,000 to \$149,999 | \$150,000 to \$199,999 | \$200,000 to \$249,999 | \$250,000 to \$299,999 | \$300,000 or more | Median |
|--|--------|--------------------|----------------------|----------------------|----------------------|----------------------|----------------------|------------------------|------------------------|------------------------|------------------------|-------------------|--------|
| <b>Cooking Fuel</b>                                  |        |                    |                      |                      |                      |                      |                      |                        |                        |                        |                        |                   |        |
| With cooking fuel                                    | 108.6  | 5.3                | 5.6                  | 13.2                 | 13.2                 | 35.6                 | 20.1                 | 10.2                   | 2.2                    | 1.1                    | .6                     | 1.4               | 69 528 |
| Electricity  | 43.0   | 1.3                | .5                   | 3.2                  | 4.6                  | 15.8                 | 8.5                  | 5.8                    | 1.3                    | .8                     | .6                     | .5                | 75 119 |
| Piped gas  | 64.6   | 4.1                | 5.2                  | 9.6                  | 8.3                  | 19.5                 | 11.6                 | 4.4                    | .9                     | .3                     | —                      | .9                | 65 347 |
| Bottled gas  | 1.0    | —                  | —                    | .3                   | .4                   | .3                   | —                    | —                      | —                      | —                      | —                      | —                 | —      |
| Kerosene or other liquid fuel                        | —      | —                  | —                    | —                    | —                    | —                    | —                    | —                      | —                      | —                      | —                      | —                 | —      |
| Coal or coke   | —      | —                  | —                    | —                    | —                    | —                    | —                    | —                      | —                      | —                      | —                      | —                 | —      |
| Wood   | —      | —                  | —                    | —                    | —                    | —                    | —                    | —                      | —                      | —                      | —                      | —                 | —      |
| Other  | —      | —                  | —                    | —                    | —                    | —                    | —                    | —                      | —                      | —                      | —                      | —                 | —      |
| <b>Persons</b>                                       |        |                    |                      |                      |                      |                      |                      |                        |                        |                        |                        |                   |        |
| 1 person   | 17.1   | 1.4                | 2.2                  | 2.8                  | 1.5                  | 4.3                  | 3.0                  | 1.3                    | .3                     | —                      | —                      | .3                | 62 847 |
| 2 persons  | 31.5   | 1.3                | 1.6                  | 5.1                  | 3.2                  | 10.1                 | 6.0                  | 2.4                    | .5                     | .8                     | —                      | .5                | 69 123 |
| 3 persons  | 22.7   | .4                 | 1.0                  | 2.3                  | 3.2                  | 8.0                  | 4.4                  | 2.1                    | .3                     | .3                     | .6                     | —                 | 70 832 |
| 4 persons  | 19.2   | 1.3                | .5                   | 1.0                  | 2.0                  | 6.8                  | 4.8                  | 2.0                    | .6                     | —                      | —                      | .3                | 74 488 |
| 5 persons  | 12.0   | .7                 | —                    | 1.3                  | 2.3                  | 4.3                  | 1.3                  | 1.5                    | .5                     | —                      | —                      | —                 | 67 965 |
| 6 persons  | 3.5    | .2                 | .3                   | —                    | .3                   | 1.1                  | .5                   | .6                     | —                      | —                      | —                      | .4                | —      |
| 7 persons or more                                    | 2.7    | —                  | —                    | .6                   | .8                   | 1.1                  | —                    | .3                     | —                      | —                      | —                      | —                 | —      |
| Median   | 2.8    | —                  | —                    | 2.2                  | 3.1                  | 2.9                  | 2.7                  | 3.2                    | —                      | —                      | —                      | —                 | —      |
| <b>Household Composition by Age of Householder</b>   |        |                    |                      |                      |                      |                      |                      |                        |                        |                        |                        |                   |        |
| 2-or-more person households                          | 91.5   | 3.9                | 3.4                  | 10.4                 | 11.7                 | 31.3                 | 17.1                 | 8.9                    | 1.9                    | 1.1                    | .6                     | 1.2               | 70 455 |
| Married-couple families, no nonrelatives             | 55.1   | 1.6                | 1.1                  | 4.7                  | 6.6                  | 19.8                 | 11.1                 | 6.6                    | 1.6                    | 1.1                    | .3                     | .5                | 73 597 |
| Under 25 years                                       | .8     | —                  | —                    | —                    | —                    | .5                   | .3                   | —                      | —                      | —                      | —                      | —                 | —      |
| 25 to 29 years                                       | 2.2    | —                  | —                    | —                    | .9                   | .6                   | .5                   | .2                     | —                      | —                      | —                      | —                 | —      |
| 30 to 34 years                                       | 7.6    | —                  | .5                   | .6                   | .6                   | 3.6                  | 1.3                  | .8                     | .3                     | —                      | —                      | —                 | 71 837 |
| 35 to 44 years                                       | 18.3   | .3                 | —                    | .5                   | 1.8                  | 8.2                  | 4.5                  | 2.2                    | .3                     | .3                     | —                      | .2                | 75 986 |
| 45 to 64 years                                       | 19.2   | .3                 | —                    | 2.2                  | 2.4                  | 6.5                  | 3.4                  | 2.4                    | 1.0                    | .8                     | .3                     | —                 | 74 651 |
| 65 years and over                                    | 6.9    | 1.0                | .6                   | 1.4                  | .9                   | .6                   | 1.0                  | 1.1                    | —                      | —                      | —                      | .3                | —      |
| Other male householder                               | 8.3    | 1.4                | —                    | 1.2                  | .3                   | 1.9                  | 2.1                  | 1.1                    | —                      | —                      | .4                     | —                 | 73 545 |
| Under 45 years                                       | 2.8    | —                  | —                    | —                    | .3                   | .7                   | 1.5                  | —                      | —                      | —                      | .4                     | —                 | —      |
| 45 to 64 years                                       | 3.3    | 1.4                | —                    | .4                   | —                    | .9                   | .3                   | .3                     | —                      | —                      | —                      | —                 | —      |
| 65 years and over                                    | 2.3    | —                  | —                    | .8                   | —                    | .3                   | .3                   | .8                     | —                      | —                      | —                      | —                 | —      |
| Other female householder                             | 28.2   | .9                 | 2.3                  | 4.4                  | 4.8                  | 9.5                  | 4.0                  | 1.2                    | .3                     | —                      | —                      | .6                | 63 302 |
| Under 45 years                                       | 13.4   | .4                 | 1.2                  | .9                   | 1.7                  | 5.8                  | 1.8                  | .8                     | —                      | —                      | —                      | .6                | 68 377 |
| 45 to 64 years                                       | 11.0   | .4                 | 1.1                  | 2.2                  | 2.4                  | 3.1                  | 1.0                  | .4                     | .3                     | —                      | —                      | —                 | 57 023 |
| 65 years and over                                    | 3.8    | —                  | —                    | 1.3                  | .7                   | .6                   | 1.1                  | —                      | —                      | —                      | —                      | —                 | —      |
| 1-person households                                  | 17.1   | 1.4                | 2.2                  | 2.8                  | 1.5                  | 4.3                  | 3.0                  | 1.3                    | .3                     | —                      | —                      | .3                | 62 847 |
| Male householder                                     | 6.2    | .7                 | .3                   | .7                   | .9                   | 2.0                  | 1.2                  | .6                     | —                      | —                      | —                      | —                 | —      |
| Under 45 years                                       | 2.4    | —                  | —                    | .7                   | .6                   | .9                   | .3                   | —                      | —                      | —                      | —                      | —                 | —      |
| 45 to 64 years                                       | 3.3    | .3                 | .3                   | —                    | —                    | 1.1                  | .9                   | .6                     | —                      | —                      | —                      | —                 | —      |
| 65 years and over                                    | .6     | .3                 | —                    | —                    | .3                   | —                    | —                    | —                      | —                      | —                      | —                      | —                 | —      |
| Female householder                                   | 10.9   | .8                 | 1.9                  | 2.2                  | .6                   | 2.4                  | 1.8                  | .7                     | .3                     | —                      | —                      | .3                | 60 390 |
| Under 45 years                                       | 3.7    | .3                 | .3                   | .3                   | .3                   | 1.1                  | .8                   | .3                     | —                      | —                      | —                      | .3                | —      |
| 45 to 64 years                                       | 1.9    | .5                 | .5                   | .6                   | —                    | —                    | .3                   | —                      | —                      | —                      | —                      | —                 | —      |
| 65 years and over                                    | 5.3    | —                  | 1.1                  | 1.3                  | .3                   | 1.3                  | .7                   | .4                     | .3                     | —                      | —                      | —                 | —      |
| <b>Own Never Married Children Under 18 Years Old</b> |        |                    |                      |                      |                      |                      |                      |                        |                        |                        |                        |                   |        |
| No own children under 18 years                       | 66.6   | 4.3                | 5.0                  | 10.5                 | 7.1                  | 18.8                 | 12.0                 | 5.7                    | 1.4                    | .8                     | —                      | 1.1               | 66 911 |
| With own children under 18 years                     | 42.0   | 1.0                | .7                   | 2.7                  | 6.2                  | 16.8                 | 8.1                  | 4.5                    | .8                     | .3                     | .6                     | .4                | 72 450 |
| Under 6 years only                                   | 5.9    | —                  | —                    | .4                   | .9                   | 2.8                  | .9                   | .3                     | —                      | —                      | .6                     | —                 | —      |
| 1  | 4.3    | —                  | —                    | .4                   | .6                   | 1.8                  | .5                   | .3                     | —                      | —                      | —                      | —                 | —      |
| 2  | 1.1    | —                  | —                    | —                    | .3                   | .5                   | .3                   | —                      | —                      | —                      | —                      | —                 | —      |
| 3 or more  | .5     | —                  | —                    | —                    | —                    | .5                   | —                    | —                      | —                      | —                      | —                      | —                 | —      |
| 6 to 17 years only                                   | 29.6   | .3                 | .7                   | 2.3                  | 4.3                  | 12.1                 | 5.6                  | 3.4                    | .3                     | .3                     | —                      | .4                | 71 951 |
| 1  | 19.6   | —                  | .2                   | 2.0                  | 3.2                  | 6.3                  | 4.5                  | 2.6                    | .3                     | .3                     | —                      | .4                | 74 035 |
| 2  | 9.0    | .3                 | .5                   | .3                   | .7                   | 5.4                  | 1.1                  | .6                     | —                      | —                      | —                      | —                 | 69 791 |
| 3 or more  | 1.0    | —                  | —                    | —                    | .3                   | .4                   | —                    | .3                     | —                      | —                      | —                      | —                 | —      |
| Both age groups                                      | 6.6    | .7                 | —                    | —                    | 1.0                  | 1.9                  | 1.7                  | .8                     | .5                     | —                      | —                      | —                 | —      |
| 2  | 3.0    | .4                 | —                    | —                    | —                    | .5                   | 1.0                  | .8                     | .3                     | —                      | —                      | —                 | —      |
| 3 or more  | 3.6    | .2                 | —                    | —                    | 1.0                  | 1.4                  | .7                   | —                      | .3                     | —                      | —                      | —                 | —      |
| <b>Income of Families and Primary Individuals</b>    |        |                    |                      |                      |                      |                      |                      |                        |                        |                        |                        |                   |        |
| Less than \$5,000                                    | 3.6    | .2                 | .6                   | .4                   | .3                   | 1.3                  | .8                   | —                      | —                      | —                      | —                      | —                 | —      |
| \$5,000 to \$9,999                                   | 9.3    | .8                 | 1.1                  | 2.5                  | 1.1                  | 1.6                  | 1.1                  | .8                     | .3                     | —                      | —                      | —                 | 52 518 |
| \$10,000 to \$14,999                                 | 6.7    | 1.1                | .3                   | 2.8                  | 1.2                  | .9                   | —                    | —                      | —                      | .3                     | —                      | —                 | —      |
| \$15,000 to \$19,999                                 | 8.0    | .7                 | 1.1                  | 1.8                  | .8                   | 2.5                  | .8                   | —                      | —                      | —                      | —                      | —                 | 54 377 |
| \$20,000 to \$24,999                                 | 7.5    | .9                 | .4                   | 1.6                  | .7                   | 2.4                  | .8                   | .5                     | —                      | —                      | —                      | .3                | 62 023 |
| \$25,000 to \$29,999                                 | 9.6    | .3                 | —                    | .7                   | 2.0                  | 4.3                  | 1.3                  | .8                     | .3                     | —                      | —                      | —                 | 68 769 |
| \$30,000 to \$34,999                                 | 7.9    | .3                 | .3                   | .7                   | .6                   | 2.7                  | 2.0                  | 1.0                    | —                      | —                      | —                      | .3                | 74 512 |
| \$35,000 to \$39,999                                 | 7.6    | —                  | .4                   | 1.6                  | .4                   | 2.5                  | 1.8                  | .6                     | —                      | —                      | —                      | —                 | 68 694 |
| \$40,000 to \$49,999                                 | 17.9   | .4                 | .6                   | 2.0                  | 2.1                  | 6.3                  | 3.9                  | 2.2                    | .3                     | —                      | —                      | —                 | 71 924 |
| \$50,000 to \$59,999                                 | 12.1   | —                  | —                    | —                    | 1.4                  | 4.5                  | 5.0                  | .5                     | —                      | —                      | —                      | .6                | 80 262 |
| \$60,000 to \$79,999                                 | 12.4   | .6                 | —                    | .3                   | 1.1                  | 4.5                  | 2.0                  | 2.1                    | .8                     | .3                     | .6                     | —                 | 78 428 |
| \$80,000 to \$99,999                                 | 3.0    | —                  | —                    | —                    | —                    | 1.6                  | .3                   | .8                     | .3                     | —                      | —                      | —                 | —      |
| \$100,000 to \$119,999                               | 1.3    | —                  | —                    | —                    | —                    | —                    | .2                   | .9                     | —                      | —                      | —                      | —                 | —      |
| \$120,000 or more                                    | 1.8    | —                  | .3                   | —                    | .3                   | .3                   | —                    | —                      | .3                     | .3                     | —                      | .3                | —      |
| Median   | 36 110 | —                  | —                    | 17 241               | 33 966               | 39 023               | 43 381               | 46 545                 | —                      | —                      | —                      | —                 | —      |
| <b>Monthly Housing Costs</b>                         |        |                    |                      |                      |                      |                      |                      |                        |                        |                        |                        |                   |        |
| Less than \$100                                      | 2.0    | .2                 | —                    | 1.4                  | —                    | .3                   | —                    | —                      | —                      | —                      | —                      | —                 | —      |
| \$100 to \$199                                       | 11.7   | 2.7                | 2.0                  | 1.7                  | 1.9                  | 1.9                  | .7                   | .5                     | .3                     | —                      | —                      | —                 | 46 558 |
| \$200 to \$249                                       | 6.5    | .8                 | .6                   | .8                   | .3                   | 2.4                  | 1.4                  | .2                     | —                      | —                      | —                      | —                 | —      |
| \$250 to \$299                                       | 4.0    | .3                 | —                    | 1.0                  | .4                   | 1.6                  | —                    | .7                     | —                      | —                      | —                      | —                 | —      |
| \$300 to \$349                                       | 2.0    | —                  | —                    | —                    | .3                   | .7                   | .6                   | .3                     | —                      | —                      | —                      | —                 | —      |
| \$350 to \$399                                       | 3.3    | .1                 | .2                   | 1.9                  | .3                   | .3                   | .4                   | —                      | —                      | —                      | —                      | —                 | —      |
| \$400 to \$449                                       | 4.8    | —                  | —                    | 1.0                  | 1.6                  | 1.6                  | .3                   | .3                     | —                      | —                      | —                      | —                 | —      |
| \$450 to \$499                                       | 4.0    | .7                 | .2                   | .7                   | .3                   | 1.8                  | .3                   | —                      | —                      | —                      | —                      | —                 | —      |
| \$500 to \$599                                       | 10.7   | .2                 | .8                   | 1.5                  | 1.6                  | 4.3                  | 1.8                  | .4                     | —                      | —                      | —                      | .3                | 66 185 |
| \$600 to \$699                                       | 8.6    | —                  | .3                   | 1.6                  | .4                   | 4.1                  | 1.4                  | .8                     | —                      | —                      | —                      | —                 | 69 718 |
| \$700 to \$799                                       | 11.7   | —                  | .5                   | 1.7                  | .7                   | 7.2                  | 1.5                  | .3                     | .3                     | —                      | —                      | .2                | 70 072 |
| \$800 to \$999                                       | 15.4   | .3                 | .2                   | —                    | 2.1                  | 5.5                  | 5.2                  | 1.8                    | .3                     | —                      | —                      | —                 | 78 488 |
| \$1,000 to \$1,249                                   | 7.6    | —                  | —                    | —                    | .4                   | 1.1                  | 3.6                  | 1.9                    | .6                     | —                      | —                      | —                 | 92 522 |
| \$1,250 to \$1,499                                   | 2.1    | —                  | —                    | —                    | .3                   | —                    | —                    | 1.5                    | .3                     | —                      | —                      | —                 | —      |
| \$1,500 or more                                      | 2.9    | —                  | —                    | —                    | —                    | —                    | —                    | .5                     | —                      | .8                     | .6                     | .4                | —      |
| No cash rent   | —      | —                  | —                    | —                    | —                    | —                    | —                    | —                      | —                      | —                      | —                      | —                 | —      |
| Mortgage payment not reported                        | 11.7   | —                  | 1.2                  | 1.3                  | 1.5                  | 2.9                  | 2.8                  | 1.0                    | —                      | .3                     | —                      | .5                | 71 811 |
| Median (excludes no cash rent)                       | 597    | —                  | —                    | 379                  | 548                  | 629                  | 807                  | 920                    | —                      | —                      | —                      | —                 | —      |

**Table 5-22. Value by Selected Characteristics - Owner Occupied Units with Black Householder—Con.**

[Numbers in thousands. For meaning of symbols, see text.]

| Characteristics  | Total  | Less than \$30,000 | \$30,000 to \$39,999 | \$40,000 to \$49,999 | \$50,000 to \$59,999 | \$60,000 to \$79,999 | \$80,000 to \$99,999 | \$100,000 to \$149,999 | \$150,000 to \$199,999 | \$200,000 to \$249,999 | \$250,000 to \$299,999 | \$300,000 or more | Median |
|--|--------|--------------------|----------------------|----------------------|----------------------|----------------------|----------------------|------------------------|------------------------|------------------------|------------------------|-------------------|--------|
| <b>Median Monthly Housing Costs For Owners</b>                             |        |                    |                      |                      |                      |                      |                      |                        |                        |                        |                        |                   |        |
| Monthly costs including all mortgages plus maintenance costs               | 622    | ---                | ---                  | 386                  | 557                  | 660                  | 808                  | 931                    | ---                    | ---                    | ---                    | ---               | ---    |
| Monthly costs excluding 2nd and subsequent mortgages and maintenance costs | 547    | ---                | ---                  | 365                  | 454                  | 586                  | 723                  | 902                    | ---                    | ---                    | ---                    | ---               | ---    |
| <b>Monthly Housing Costs as Percent of Current Income<sup>1</sup></b>      |        |                    |                      |                      |                      |                      |                      |                        |                        |                        |                        |                   |        |
| Less than 5 percent  | 2.1    | .2                 | .3                   | ---                  | .3                   | .9                   | ---                  | ---                    | ---                    | ---                    | ---                    | .3                | ---    |
| 5 to 9 percent   | 10.6   | 2.3                | ---                  | 2.0                  | 2.1                  | 3.2                  | .5                   | .6                     | ---                    | ---                    | ---                    | ---               | 55 092 |
| 10 to 14 percent   | 11.9   | .7                 | ---                  | .5                   | 1.4                  | 4.3                  | 2.6                  | 1.8                    | .5                     | ---                    | ---                    | ---               | 75 489 |
| 15 to 19 percent   | 23.8   | .9                 | 1.6                  | 2.3                  | 2.0                  | 9.8                  | 4.7                  | 1.7                    | ---                    | ---                    | ---                    | .2                | 70 579 |
| 20 to 24 percent   | 14.4   | .6                 | 1.3                  | 1.7                  | .5                   | 5.0                  | 3.3                  | 1.1                    | .8                     | ---                    | ---                    | ---               | 72 155 |
| 25 to 29 percent   | 11.8   | .3                 | ---                  | 1.3                  | 1.9                  | 3.0                  | 3.0                  | 1.3                    | .3                     | .3                     | ---                    | ---               | 75 724 |
| 30 to 34 percent   | 5.6    | .3                 | ---                  | .7                   | 1.4                  | 1.5                  | .6                   | 1.2                    | ---                    | ---                    | ---                    | ---               | ---    |
| 35 to 39 percent   | 4.6    | ---                | .3                   | .9                   | .4                   | .8                   | .7                   | 1.1                    | ---                    | ---                    | ---                    | .4                | ---    |
| 40 to 49 percent   | 5.4    | .1                 | .3                   | .9                   | .8                   | 1.6                  | .9                   | .3                     | ---                    | ---                    | ---                    | ---               | ---    |
| 50 to 59 percent   | 2.8    | ---                | .5                   | .7                   | .6                   | .3                   | ---                  | .4                     | .3                     | ---                    | ---                    | ---               | ---    |
| 60 to 69 percent   | 1.5    | ---                | ---                  | .3                   | ---                  | .6                   | .6                   | ---                    | ---                    | ---                    | ---                    | ---               | ---    |
| 70 to 99 percent   | .3     | ---                | ---                  | ---                  | ---                  | .3                   | ---                  | ---                    | ---                    | ---                    | ---                    | ---               | ---    |
| 100 or more percent <sup>2</sup>   | 1.7    | ---                | ---                  | .2                   | .3                   | .9                   | .3                   | ---                    | ---                    | ---                    | ---                    | ---               | ---    |
| Zero or negative income  | .8     | ---                | ---                  | .4                   | ---                  | .4                   | ---                  | ---                    | ---                    | ---                    | ---                    | ---               | ---    |
| No cash rent   | ---    | ---                | ---                  | ---                  | ---                  | ---                  | ---                  | ---                    | ---                    | ---                    | ---                    | ---               | ---    |
| Mortgage payment not reported  | 11.7   | ---                | 1.2                  | 1.3                  | 1.5                  | 2.9                  | 2.8                  | 1.0                    | ---                    | .3                     | ---                    | .5                | 71 811 |
| Median (excludes 3 previous lines)   | 20     | ---                | ---                  | 23                   | 21                   | 19                   | 21                   | 22                     | ---                    | ---                    | ---                    | ---               | ---    |
| Median (excludes 4 lines before medians)                                   | 20     | ---                | ---                  | 22                   | 20                   | 19                   | 21                   | 22                     | ---                    | ---                    | ---                    | ---               | ---    |
| <b>Monthly Payment for Principal and Interest</b>                          |        |                    |                      |                      |                      |                      |                      |                        |                        |                        |                        |                   |        |
| Less than \$100  | 2.6    | .4                 | .3                   | .3                   | .3                   | .9                   | ---                  | .2                     | ---                    | ---                    | ---                    | ---               | ---    |
| \$100 to \$199   | 7.3    | .3                 | ---                  | 1.6                  | .9                   | 2.1                  | 1.9                  | .3                     | ---                    | ---                    | ---                    | .2                | 68 116 |
| \$200 to \$249   | 6.4    | .4                 | ---                  | 1.6                  | 1.3                  | 2.1                  | .5                   | .4                     | ---                    | ---                    | ---                    | ---               | ---    |
| \$250 to \$299   | 3.1    | ---                | .2                   | 1.0                  | .3                   | 1.6                  | ---                  | ---                    | ---                    | ---                    | ---                    | ---               | ---    |
| \$300 to \$349   | 6.4    | .3                 | .3                   | 1.1                  | ---                  | 2.9                  | 1.4                  | ---                    | .3                     | ---                    | ---                    | ---               | ---    |
| \$350 to \$399   | 3.8    | ---                | .3                   | .3                   | 1.0                  | 1.8                  | ---                  | .4                     | ---                    | ---                    | ---                    | ---               | ---    |
| \$400 to \$449   | 3.9    | ---                | .3                   | .3                   | .9                   | 1.4                  | .6                   | .4                     | ---                    | ---                    | ---                    | ---               | ---    |
| \$450 to \$499   | 5.9    | ---                | .3                   | .9                   | 1.1                  | 2.3                  | .7                   | .6                     | ---                    | ---                    | ---                    | ---               | ---    |
| \$500 to \$599   | 11.5   | ---                | .2                   | .2                   | 1.8                  | 7.0                  | 2.0                  | .3                     | ---                    | ---                    | ---                    | ---               | 70 103 |
| \$600 to \$699   | 10.2   | .3                 | ---                  | ---                  | 1.0                  | 4.5                  | 3.9                  | .5                     | ---                    | ---                    | ---                    | ---               | 76 800 |
| \$700 to \$799   | 5.3    | ---                | ---                  | ---                  | .4                   | .7                   | 2.3                  | .3                     | ---                    | ---                    | ---                    | ---               | ---    |
| \$800 to \$999   | 3.9    | ---                | ---                  | ---                  | ---                  | .3                   | 1.8                  | 1.5                    | .3                     | ---                    | ---                    | ---               | ---    |
| \$1,000 to \$1,249   | 2.8    | ---                | ---                  | ---                  | .3                   | ---                  | 1.1                  | 1.0                    | ---                    | ---                    | ---                    | ---               | ---    |
| \$1,250 to \$1,499   | .9     | ---                | ---                  | ---                  | ---                  | ---                  | ---                  | ---                    | ---                    | ---                    | ---                    | ---               | ---    |
| \$1,500 or more  | .6     | ---                | ---                  | ---                  | ---                  | ---                  | ---                  | ---                    | ---                    | .3                     | ---                    | .4                | ---    |
| Not reported   | 11.7   | ---                | 1.2                  | 1.3                  | 1.5                  | 2.9                  | 2.8                  | 1.0                    | ---                    | .3                     | ---                    | .5                | 71 811 |
| Median   | 482    | ---                | ---                  | 257                  | 447                  | 472                  | 612                  | 732                    | ---                    | ---                    | ---                    | ---               | ---    |
| <b>Average Monthly Cost Paid for Real Estate Taxes</b>                     |        |                    |                      |                      |                      |                      |                      |                        |                        |                        |                        |                   |        |
| Less than \$25   | 17.4   | 2.2                | 2.2                  | 5.2                  | 1.1                  | 3.6                  | 1.9                  | .7                     | .3                     | .3                     | ---                    | ---               | 48 449 |
| \$25 to \$49   | 23.4   | 2.5                | 1.5                  | 4.0                  | 6.3                  | 8.0                  | .6                   | .5                     | ---                    | ---                    | ---                    | ---               | 55 890 |
| \$50 to \$74   | 28.6   | .6                 | 1.1                  | 3.4                  | 4.5                  | 11.6                 | 5.5                  | 1.3                    | .6                     | ---                    | ---                    | ---               | 68 133 |
| \$75 to \$99   | 21.0   | ---                | .2                   | .7                   | 1.0                  | 9.9                  | 6.7                  | 2.2                    | .3                     | ---                    | ---                    | ---               | 77 454 |
| \$100 to \$149   | 12.6   | ---                | .6                   | ---                  | .3                   | 1.6                  | 4.9                  | 4.6                    | .3                     | ---                    | ---                    | .3                | 95 186 |
| \$150 to \$199   | 2.6    | ---                | ---                  | ---                  | ---                  | .3                   | .9                   | .5                     | ---                    | ---                    | ---                    | ---               | ---    |
| \$200 or more  | 3.0    | ---                | ---                  | ---                  | ---                  | .4                   | .4                   | .3                     | ---                    | .6                     | ---                    | .8                | ---    |
| Median   | 62     | ---                | ---                  | 34                   | 47                   | 63                   | 83                   | 103                    | ---                    | ---                    | ---                    | ---               | ---    |
| <b>Purchase Price</b>  |        |                    |                      |                      |                      |                      |                      |                        |                        |                        |                        |                   |        |
| Home purchased or built  | 101.5  | 3.2                | 5.1                  | 12.2                 | 12.3                 | 33.8                 | 19.6                 | 9.9                    | 2.2                    | 1.1                    | .6                     | 1.4               | 70 620 |
| Less than \$10,000   | 4.4    | .8                 | .8                   | 1.3                  | .7                   | .7                   | ---                  | .2                     | ---                    | ---                    | ---                    | ---               | ---    |
| \$10,000 to \$19,999   | 16.3   | 1.4                | 2.4                  | 4.2                  | 2.0                  | 3.9                  | 1.1                  | .7                     | .6                     | ---                    | ---                    | ---               | 50 375 |
| \$20,000 to \$29,999   | 13.3   | .3                 | .6                   | 4.0                  | 3.2                  | 3.9                  | .8                   | .4                     | ---                    | ---                    | ---                    | ---               | 55 345 |
| \$30,000 to \$39,999   | 11.9   | ---                | .6                   | 1.0                  | 1.7                  | 5.2                  | 2.5                  | .7                     | ---                    | ---                    | ---                    | ---               | 69 662 |
| \$40,000 to \$49,999   | 8.7    | ---                | ---                  | .4                   | 1.5                  | 3.7                  | 3.1                  | ---                    | ---                    | ---                    | ---                    | ---               | 73 323 |
| \$50,000 to \$59,999   | 10.1   | ---                | ---                  | ---                  | 2.0                  | 5.2                  | 1.3                  | 1.6                    | ---                    | ---                    | ---                    | ---               | 71 860 |
| \$60,000 to \$69,999   | 11.2   | ---                | ---                  | ---                  | ---                  | 9.1                  | 1.0                  | .9                     | .3                     | ---                    | ---                    | ---               | 72 278 |
| \$70,000 to \$79,999   | 5.6    | .3                 | ---                  | ---                  | .3                   | .8                   | 3.4                  | .3                     | ---                    | ---                    | ---                    | .5                | ---    |
| \$80,000 to \$99,999   | 6.7    | ---                | ---                  | ---                  | ---                  | ---                  | 4.9                  | 1.8                    | ---                    | ---                    | ---                    | ---               | ---    |
| \$100,000 to \$119,999   | 1.7    | ---                | ---                  | ---                  | ---                  | ---                  | ---                  | 1.4                    | ---                    | ---                    | ---                    | ---               | ---    |
| \$120,000 to \$149,999   | 1.4    | ---                | ---                  | ---                  | ---                  | ---                  | ---                  | 1.4                    | ---                    | ---                    | ---                    | ---               | ---    |
| \$150,000 to \$199,999   | 1.6    | ---                | ---                  | ---                  | ---                  | ---                  | ---                  | ---                    | 1.0                    | .5                     | ---                    | ---               | ---    |
| \$200,000 to \$249,999   | 1.5    | ---                | ---                  | ---                  | ---                  | ---                  | ---                  | ---                    | ---                    | .3                     | .6                     | .7                | ---    |
| \$250,000 to \$299,999   | ---    | ---                | ---                  | ---                  | ---                  | ---                  | ---                  | ---                    | ---                    | ---                    | ---                    | ---               | ---    |
| \$300,000 or more  | ---    | ---                | ---                  | ---                  | ---                  | ---                  | ---                  | ---                    | ---                    | ---                    | ---                    | ---               | ---    |
| Not reported   | 7.3    | .3                 | .7                   | 1.3                  | .9                   | 1.5                  | 1.6                  | .4                     | .3                     | ---                    | ---                    | .3                | 65 996 |
| Median   | 41 472 | ---                | ---                  | 19 882               | 29 301               | 46 825               | 61 959               | 75 015                 | ---                    | ---                    | ---                    | ---               | ---    |
| Received as inheritance or gift  | 3.7    | 1.7                | ---                  | .2                   | ---                  | 1.3                  | .2                   | .3                     | ---                    | ---                    | ---                    | ---               | ---    |
| Not reported   | 3.4    | .4                 | .5                   | ---                  | .9                   | .5                   | .3                   | ---                    | ---                    | ---                    | ---                    | ---               | ---    |

<sup>1</sup>For mobile home, oldest category is 1939 or earlier.  
<sup>2</sup>May reflect a temporary situation, living off savings, or response error.  
<sup>3</sup>Beginning with 1989 this item uses current income in its calculation. See appendix A.



## Appendix A.

### Definitions of Geographic Terms, Subject Characteristics, and Facsimile of the American Housing Survey Control Card and Questionnaire: 1991

#### AREA DEFINITIONS

The 11 metropolitan areas selected for the 1991 American Housing Survey included metropolitan statistical areas (MSA's), primary metropolitan statistical areas (PMSA's), and consolidated metropolitan statistical areas (CMSA's). Of the 11 metropolitan areas selected for 1991, one had the same geographic boundaries as the standard metropolitan statistical areas (SMSA's) used in earlier Annual Housing Survey reports. That one is the San Diego, CA MSA.

**Metropolitan statistical areas.** Metropolitan statistical areas (MSA's) shown in the American Housing Survey are defined by the Office of Management and Budget. By current standards, as published in the Federal Register on January 3, 1980, an area qualifies for recognition as an MSA in one of two ways: if there is a city of at least 50,000 population, or a Census Bureau-defined urbanized area of at least 50,000 with a total metropolitan population of at least 100,000 (75,000 in New England). Except in the New England States, an MSA is defined in terms of entire counties. In New England, MSA's are composed of cities and towns. In addition to the county containing the main city, additional counties are included in an MSA if they are socially and economically integrated with the central county. An MSA may contain more than one city of 50,000 population and may cross State lines.

**Primary metropolitan statistical areas.** Within the metropolitan statistical areas classified as Level A (population size of 1,000,000 or more), some areas may qualify for separate recognition as primary metropolitan statistical areas. A primary metropolitan statistical area (PMSA) is a large urbanized county, or cluster of counties, that demonstrates very strong internal economic and social links, in addition to close ties to the other portions of the Level A metropolitan statistical area.

**Consolidated metropolitan statistical area.** Consolidated metropolitan statistical area (CMSA) is a Level A metropolitan statistical area with at least two primary metropolitan statistical areas defined.

**Central cities.** Every metropolitan statistical area has at least one central city, which is usually its largest city. Smaller cities are also identified as central cities if they have at least 25,000 population and meet the following two

commuting requirements. First, the city must have at least 75 jobs for each 100 residents who are employed. Second, no more than 60 percent of the city's resident workers may commute to jobs outside the city limits. In addition, any city with at least 250,000 population or at least 100,000 persons working within its corporate limits qualifies as a central city even if it fails to meet the above two commuting requirements. Finally in certain smaller metropolitan statistical areas, there are places with between 15,000 and 25,000 population that also qualify as central cities, because they are at least one-third the size of the metropolitan statistical area's largest city and meet the two commuting requirements.

**Central counties.** Every MSA has one or more central counties. These are counties in which at least half the population lives in the Census Bureau urbanized area.

**Outlying counties.** Qualification as an outlying county requires a significant level of commuting from the outlying county to the central county(ies) and a specified degree of "metropolitan character."

**Selected subareas.** Data for three of the largest central cities and/or central counties in each metropolitan area are shown in chapters 2 through 6 under the boxhead columns selected subareas. For a list of the selected subareas in each metropolitan area, see the inside back cover of this report.

**Selected geographic areas.** Data for each county and independent city (in certain states) for which it was estimated that 100 or more interviews occurred are shown in the stub item "selected geographic areas" in table 1 of chapter 2.

**Standard metropolitan statistical areas.** The definitions of standard metropolitan statistical areas (SMSA's) used in the Annual Housing Survey prior to 1984 corresponded to the 243 SMSA's used in the 1970 census. Except in the New England States, an SMSA is a county or group of contiguous counties which contains at least one city of 50,000 inhabitants or more, or "twin cities" with a combined population of at least 50,000. In addition to the county or counties containing such a city or cities, contiguous counties are included in an SMSA if, according to certain criteria, they are socially and economically integrated with the central city. In the New England States,

SMSA's consist of towns and cities instead of counties. Each SMSA must include at least one central city, and the complete title of an SMSA identifies the central city or cities.

## GENERAL DEFINITIONS

The American Housing Survey was conducted by personal interview. The survey interviewers were instructed to read the questions directly from the questionnaire. The definitions and explanations given for each subject are, to a considerable extent, drawn from various technical and procedural materials used in the collection of the data. These materials helped the field interviewers to understand more fully the intent of each question and thus to resolve problems or unusual cases. Additional explanatory information has been added to this portion of the text to assist the user in understanding the statistics.

**Median.** The median is the halfway point in a distribution. For example, if there are 10 million homes of a particular type, the median is the 5 millionth, or halfway point of these homes. Therefore, if 4 million homes are below \$400 rent, then the median is the millionth home above \$400. Finally, if the next interval printed in the book (from \$400 to \$449), has 3 million homes, the median is assumed to be one-third of the way through the interval (at \$417). Actually, this technique overestimates medians by a few percent since most homes cluster at the bottom of their intervals. The clustering happens because landlords ask for rent in round numbers, like \$400, and people give answers in round numbers, like \$20,000 income, or 40 years old. There are two special cases in calculating medians: For education, we assume that an interval like "completed twelve years" means 12.00 to 12.99, so one-third of the way through is 12.33. For numbers of people or rooms, we assume an interval like three means 2.50 to 3.49, so one-third of the way through is 2.83. This method is used rather than just saying that the median is three, in order to give a more detailed picture of the distribution. We estimate each median from the printed distribution. We do not show the median at all if the distribution is estimated to have less than 25 sample cases (50,000 homes in the national report, smaller numbers in the metropolitan reports).

**Comparability with 1990 Census of Population and Housing data.** The concepts and definitions are essentially the same for items that appear in both the 1990 census and the current metropolitan reports.

There is a major difference, however, in the time period of the recent mover classification. In the American Housing Survey, recent movers are households that moved into their unit during the 12 months prior to interview, a period of 1 year or less. In planned publications for the 1990 Census of Housing on mover households, the time period was from January 1, 1989, through March 31, 1990, a period of 15 months or less.

A variety of data on mortgages and homeowner properties will be presented in planned publications from the Residential Finance Survey. Differences in the concepts and definitions in the American Housing Survey and planned publications include the following: the basic unit of tabulation in AHS is the housing unit; in residential finance publications, it is the property. All the data in AHS are provided by the occupant; in residential finance publications, mortgage is reconciled with responses from the lender.

In the American Housing Survey, units are classified as new construction if constructed 4 years or less from the date of interview. In planned publications from the 1990 Census of Housing, units are classified as new construction if constructed in 1985 through 1990.

Data on poverty level in the 1990 Census of Housing do not contain the income of household members unrelated to the householder. In the American Housing Survey, data on poverty level include the income of all household members whether or not they are related to the householder.

Income data in the American Housing Survey are based on income for the 12 months prior to interview for those household members 14 years and older. The 1990 Census of Housing income data uses calendar year 1989 income for household members 15 years and older.

In the 1990 Census of Population, data for years of school completed were based on responses to two questions: the highest grade or year of regular school each household member attended, and whether or not that grade was completed. The response categories for persons who have attended college were modified from earlier censuses because there was some ambiguity in interpreting responses in terms of number of years of college completed. This modification enhances the reporting of the number of college graduates. In the AHS, data for years of school completed were based on responses to a single question: the highest grade or year of regular school completed by the householder. Therefore, the AHS may overstate the education level of the householder; that is, respondents may have reported the grade or year the householder was currently enrolled in or had last been enrolled in whether or not the grade or year was completed.

Differences between the American Housing Survey data and the 1990 census may also be attributed to several other factors. These include the extensive use of self-enumeration in the census in contrast to personal interview in the survey; differences in processing procedures and sample designs; the sampling variability associated with the sample data from both the AHS and the census; the nonsampling errors associated with the survey estimates; and the nonsampling errors associated with census data.

**Comparability with Current Construction Reports from the Survey of Construction.** The Census Bureau issues several publications under the general titles, "Current

Construction Reports." The data for these reports are primarily from the Survey of Construction.

The Survey of Construction consists of approximately 8,300 permit-issuing places throughout the United States. The reports from the survey contain current data on housing starts and completions, construction authorized by building permits, new one-unit structures sold and for sale, characteristics of new housing, and value of new construction put in place. The concepts and definitions used in this report differ from some of those used in the Surveys of Construction. The major difference is that the Surveys of Construction shows counts and characteristics of housing units in various stages of construction through completion. The American Housing Survey shows counts and characteristics of the existing housing inventory. Additional differences between the American Housing Survey and the Surveys of Construction may be attributed to factors such as the sampling variability and nonsampling errors of the data from the two surveys, survey procedures and techniques, and processing procedures.

**Comparability with housing vacancy surveys.** There may be differences between this survey and Federal, State, local, and other surveys that present vacancy rates. The differences may be attributed to such factors as differing interview periods, survey designs, survey techniques, and processing procedures, as well as differences in concepts and definitions. In addition, there are sampling and nonsampling errors.

## SUBJECT CHARACTERISTICS

### Living Quarters

Living quarters are classified as either housing units or group quarters. Usually, living quarters are in structures intended for residential use (e.g., a one-unit structure, apartment house, hotel or motel, boarding house, or mobile home or trailer). Living quarters may also be in structures intended for nonresidential use (e.g., the rooms in a warehouse where a watchman lives) as well as in places such as tents, caves, and old railroad cars.

**Housing units.** A housing unit is a house, an apartment, a group of rooms, or a single room occupied or intended for occupancy as separate living quarters. Separate living quarters are those in which the occupants do not live and eat with any other persons in the structure and that have direct access from the outside of the building or through a common hall that is used or intended for use by the occupants of another unit or by the general public. The occupants may be a single family, one person living alone, two or more families living together, or any other group of related or unrelated persons who share living arrangements (except as described in the section on group quarters). For vacant units, the criteria of separateness

and direct access are applied to the intended occupants whenever possible. If the information cannot be obtained, the criteria are applied to the previous occupants. Both occupied and vacant housing units are included in the housing inventory, except that tents, caves, boats, railroad cars, and the like, are included only if they are occupied.

**Group quarters.** Group quarters are living arrangements for institutional inmates or for other groups containing nine or more persons not related to the person in charge. Group quarters are located most frequently in institutions, boarding houses, military barracks, college dormitories, fraternity and sorority houses, hospitals, monasteries, convents, and ships. A house or apartment is considered group quarters if it is shared by the person in charge and nine or more persons unrelated or, if there is no person in charge, by ten or more unrelated persons. Information on the housing characteristics of group quarters was not collected.

**Hotels, motels, rooming houses, etc.** Occupied rooms or suites of rooms in hotels, motels, and similar places are classified as housing units only when occupied by permanent residents; i.e., persons who consider the hotel as their usual place of residence or have no usual place of residence elsewhere. Vacant rooms or suites of rooms are classified as housing units only in those hotels, motels, and similar places in which 75 percent or more of the accommodations are occupied by permanent residents.

If any of the occupants in a rooming or boarding house live and eat separately from everyone else in the building and have direct access, their quarters are classified as separate housing units. The remaining quarters are combined. If the combined quarters contain eight or fewer roomers unrelated to the householder, they are classified as one housing unit; if the combined quarters contain nine or more roomers unrelated to the householder, or person in charge, they are classified as group quarters. In a dormitory, residence hall, or similar place, living quarters of the supervisory staff and other employees are separate housing units if they satisfy the housing unit criteria; other living quarters are considered group quarters.

**Staff living quarters.** Living quarters of staff personnel are separate housing units if they satisfy the housing unit criteria. Other living quarters are considered group quarters.

**Year-round housing units.** Year-round housing units include all units occupied by one or more persons for whom it is their usual residence and all vacant units that are intended by the owner for occupancy at any time of the year. If a unit in a resort area is intended for occupancy on a year-round basis, it is a year-round housing unit, even if vacant.

**Seasonal units.** Seasonal units are units that are intended by the owner to be occupied during only certain seasons of the year. They are not anyone's usual residence and

include units occupied entirely by persons with a usual residence elsewhere and vacant units. A seasonal unit may be used in more than one season; for example, both in the summer for summer sports and in the winter for winter sports. Counts of seasonal units in this report also include housing units held for occupancy by migratory farm workers.

**Population in housing units.** Included are all persons living in housing units. Persons living in group quarters are excluded.

**Occupied housing units.** A housing unit is classified as occupied if a person or group of persons is living in it at the time of the interview or if the occupants are only temporarily absent, for example, on vacation. However, if the unit is occupied entirely by persons with a usual place of residence elsewhere, the unit is classified as vacant. By definition the count of occupied housing units is the same as the count of households.

**Race.** The classification of "race" refers to the race of the householder occupying the housing unit. The concept of race as used by the Census Bureau does not denote clear-cut scientific definition of biological stock. Race was determined on the basis of a question that asked for self-identification of a person's race. Figures on tenure are given separately for White, Black, and other householders in table 2-1. The last category includes Asian, Pacific Islander, American Indian, Aleut, Eskimo, and any other race reported. Detailed characteristics of units with Black householders are presented in chapter 5.

**Hispanic.** The classification "Hispanic" refers to the origin of the householder occupying the housing unit. Detailed characteristics of housing units with Hispanic householder are presented in chapter 6. Hispanic origin was determined on the basis of a question that asked for self-identification of persons living in the unit who were Hispanic or Spanish American. Hispanic persons may be of any race.

**Tenure.** A housing unit is owner occupied if the owner or co-owner lives in the unit, even if it is mortgaged or not fully paid for. Also, a cooperative or condominium unit is owner occupied only if the owner or co-owner lives in it. All other occupied housing units are classified as renter occupied, including housing units rented for cash rent and those occupied without payment of cash rent.

**Cooperatives and condominiums.** A cooperative is a type of ownership whereby a group of housing units are owned by a corporation of member-owners. Each individual member is entitled to occupy or rent out an individual housing unit and is a shareholder in the corporation that owns the property.

A condominium is a type of ownership that enables a person to own an apartment or house in a project of similarly owned units. The owner has the deed and very

likely the mortgage on the unit occupied. The owner may also hold common or joint ownership in some or all common areas such as grounds, hallways, entrances, elevators, etc.

Cooperative or condominium ownership may apply to various types of structures including single-family houses, rowhouses, townhouses, etc., as well as apartment units.

**Year householder moved into unit.** The data are based on the information reported for the householder and refer to the year of latest move. Thus, if the householder moved back into a housing unit previously occupied, the year of the latest move was to be reported; if the householder moved from one apartment to another in the same building, the year the householder moved into the present unit was to be reported. The intent is to establish the year the present occupancy by the householder began. The year the householder moves is not necessarily the same year other members of the household move; although, in the great majority of cases the entire household moves at the same time. The median year householder moved into unit is rounded to the nearest year.

**Owner or manager on property.** These statistics are based on the number of rental housing units in structures of two or more units with the owner or resident manager living on the property.

**Vacant housing units.** A housing unit is vacant if no one is living in it at the time of the interview, unless its occupants are only temporarily absent. In addition, a vacant housing unit may be one that is occupied entirely by persons who have a usual residence elsewhere (URE).

New housing units not yet occupied are classified as vacant housing units if construction has reached a point where all exterior windows and doors are installed and final usable floors are in place. Vacant units are excluded if unfit for human habitation; that is, if the roof, walls, windows, or doors no longer protect the interior from the elements, or if there is positive evidence (such as a sign on the house or block) that the unit is to be demolished or is condemned. Also excluded are quarters being used entirely for nonresidential purposes, such as a store or an office; or quarters used for storing business supplies or inventory, machinery, or agricultural products.

**Vacancy status.** Vacant housing units are classified as either "seasonal" or "year-round." See definitions of seasonal and year-round units in this appendix. Year-round vacant housing units are subdivided as follows:

*For sale only.* Vacant year-round units "for sale only" also include vacant units in a cooperative or condominium building if the individual units are offered for sale only.

*For rent.* Vacant year-round units "for rent" also include vacant units offered either for rent or for sale.

**Rented or sold, not occupied.** If any money rent has been paid or agreed upon, but the new renter has not moved in as of the date of the interview, or if the unit has recently been sold, but the new owner has not yet moved in, the year-round vacant unit is classified as "rented or sold, not occupied."

**Held for occasional use.** This category consists of vacant year-round units that are held for weekend or other occasional use throughout the year. The intent of this question is to identify homes reserved by their owners as second homes. Because of the difficulty of distinguishing between this category and seasonal vacancies, it is possible that some second homes are classified as seasonal and vice versa.

**Temporarily occupied by persons with usual residence elsewhere (URE).** If all the persons in a housing unit usually live elsewhere, that unit is classified as vacant, provided the usual place of residence is held for the household and is not offered for rent or for sale. For example, a beach cottage occupied at the time of the interview by a family that has a usual place of residence in the city is included in the count of vacant units. If the house in the city was in the survey sample, the house would be reported "occupied" and would be included in the count of occupied units since the occupants are only temporarily absent.

**Held for other reasons.** If a vacant year-round unit does not fall into any of the classifications specified, it is classified as "held for other reasons." For example, this category includes units held for settlement of an estate, units held for occupancy by a caretaker or janitor, and units held for personal reasons of the owner. The "other vacant" category includes all housing units held for other reasons.

**Time Sharing.** This item is restricted to vacant housing units, including URE's. Time sharing is a form of ownership in which a single property is owned by multiple owners. Each is entitled to occupy the unit for a limited period of time during a specific time of the year. The number of years of ownership may vary depending on the terms of the contract. Participants in time-sharing ownership usually, but not always, receive a deed of ownership.

**Duration of vacancy.** The statistics on duration of vacancy refer to the length of time (in months) from the date the last occupants moved from the housing unit to the date of the interview. The data, therefore, do not provide a direct measure of the total length of time that units remained vacant. For newly constructed units that have never been occupied, the duration of vacancy is counted from the date construction was completed. For recently converted or merged units, the time is reported from the date that conversion or merger was completed.

**Previous occupancy.** The statistics presented are restricted to housing units built in 1980 or later. "Previously occupied" indicates that some person or persons not now in the household occupied the housing unit prior to the householder or other related household member's occupancy. "Not previously occupied" indicates that either the householder or some other current household member was the first occupant of the housing unit.

**Last used as a permanent residence.** The statistics on "last used as a permanent residence" refer to the length of time (in months) since units that are currently seasonal vacants or URE's were last used as a permanent residence, and is measured as of the date of interview. Units that have always been used for short-term or seasonal occupancy are classified as "Never occupied as permanent home."

**Rental vacancy rate.** The rental vacancy rate is the number of vacant year-round units for rent as a percent of the total rental inventory; i.e., all renter-occupied housing units and all year-round vacant housing units for rent or rented, not occupied.

**Suitability for year-round use.** For vacant housing units that were not intended for year-round use (i.e. seasonal and migratory), the respondent was asked whether the construction and heating of the housing unit made it suitable for the unit to be occupied on a year-round basis. A housing unit is suitable for year-round use if it is built as a permanent structure, properly equipped and insulated for heating as necessitated by the climate, and if it has a heating system that would be adequate during extended cold periods.

### Housing Units Occupied by Recent Movers

**Recent movers.** Data for recent movers are shown for two categories of movers: units where the householder moved into the present unit during the 12 months prior to the interview, and units where the respondent moved into the present housing unit during the 12 months prior to the interview. In most cases, the two groups represent the same households.

**Present and previous units.** The present unit is the housing unit occupied by the householder or respondent at the time of the interview. The previous unit is the housing unit from which the householder or respondent moved. If the householder or respondent moved more than once during the 12 months prior to the date of the interview, the previous unit is the one from which they last moved.

**Location of previous unit.** These data are shown for units where the householder moved during the past year. The location of the previous unit is reported as being inside

the same metropolitan area and either in the central city(s) or not in the central city(s); inside a different metropolitan area in the same State, in a different State, and in a central city or not in a central city; outside any metropolitan area and either in the same State or a different State; or in a different nation.

**Tenure of previous unit.** These data are shown for units where the householder moved during the past year. The previous unit was owner occupied if the owner or co-owner lived in the unit, even if it was mortgaged or not fully paid for. If the previous unit was a cooperative or condominium it was owner occupied only if the owner or co-owner lived in it. All other previous units were renter occupied including housing units rented for cash rent and those occupied without payment of cash rent.

**Structure type of previous residence.** These data are shown for householders who moved within the United States during the past year. They are based on the respondent's classification of structure type of the previous residence.

**Persons--previous residence.** These data are shown for units where the householder moved during the past year. All persons are counted who lived at the previous residence at the time of the move, and those who usually lived there but were temporarily away for reasons such as visiting, traveling in connection with their jobs, attending school, in general hospitals, and in other temporary locations. Children, infants, lodgers, servants, hired hands, and anyone else who usually lived there are included. Persons who were staying at the previous residence at the time of move but who had usual residence elsewhere are not counted.

**Previous home owned or rented by someone who moved here.** These data are shown for units where the householder moved within the United States during the past year. Data are shown for the number of households where the previous home was owned or rented by someone living in the current housing unit and the number of households where the previous unit was owned or rented by a relative or nonrelative other than a current household member.

**Change in housing costs.** Housing costs include mortgage and rent payment, real estate taxes, insurance, upkeep of place, utilities, homeowner membership fees, land rent, mobile home park fees paid, etc. Comparison is made of the share the householder and those who moved with the householder (from the same place at the same time) actually paid in the previous unit with the share they actually pay in the present residence.

**Reasons for leaving previous unit.** These data are shown for units where the respondent moved during the past year. The categories refer to reasons causing the move from the previous residence.

*Private displacement* includes situations in which a private company or person wanted to use the housing unit for some other purpose (to develop the land or building commercially, to occupy the unit himself/herself, to convert the unit to a condominium or cooperative, to make repairs and renovate the unit, etc.).

*Government displacement* means the respondent was forced to leave by the government (local, State, or Federal), because the land was being used to build a road or highway, for urban renewal or other public activity, the building was condemned, or some other similar reason.

*Disaster loss* includes damage by a tornado, storm, flood, earthquake, fire, landslide, or other similar occurrence.

*New job or job transfer* indicates that the respondent moved to begin a new job or was transferred from the previous location to the present location.

*To be closer to work/school/other* means that the respondent moved because commuting was too far, and respondent wanted to live closer to work, school, or some other commuting purpose.

*Other, financial/employment related* refers to financial or employment related reasons, such as wanting to look for a new or different job, because he/she entered or left the U.S. Armed Forces, established a retirement home, or some other financial or employment reason.

*To establish own household* means that the respondent left his/her previous residence (parent's home, rooming or boarding house, shared apartment, etc.) to establish own household.

*Needed larger house or apartment* refers to moves that were necessary because of crowding and not for aesthetic reasons.

*Married, widowed, divorced, or separated* is marked if the respondent moved because of marital reasons.

*Other family/personal related* indicates that the respondent moved because of family or personal reasons such as wanting to live closer to relatives.

*Wanted better home* was marked if the respondent moved because the previous residence was too old, run-down, in need of too many repairs, etc., or if there was nothing wrong with the previous home, but the respondent simply wanted to move to a better one.

*Change from owner to renter or change from renter to owner* indicates a change in tenure.

*Wanted lower rent or less expensive maintenance* indicates that the respondent moved because the rent (or mortgage) payments were too high at the previous residence or that the taxes or upkeep were too high.

*Other housing related reasons* includes respondent wanted larger yard, different zoning, wanted a better investment, etc.

*Other* category includes examples, such as respondent wanted a change in climate, neighborhood crime problem, racial or ethnic composition of neighborhood.

**Choice of present neighborhood and neighborhood search.** These data are shown for units where the respondent moved during the past year. The respondent was asked a three-part question on choice of present neighborhood: (1) if the respondent looked for a house/apartment in any other neighborhood, (2) the reasons why the respondent chose the present neighborhood, and (3) the main reason the present neighborhood was chosen. The distribution for choice of present neighborhood may not add to the total as the respondent was not limited to one response.

**Choice of present home and home search.** These data are shown for units where the respondent moved during the past year. The respondent was asked a three-part question on choice of present home: (1) if the respondent looked at both houses/mobile homes and apartments, (2) the reasons why the respondent chose the present house/apartment, and (3) the main reason the present house or apartment was chosen. The distribution for choice of present home may not add to the total as the respondent was not limited to one response as to which was better.

**Recent mover comparison to previous home.** This item is based on the respondent's comparison between the present unit and previous unit as to which was better.

**Recent mover comparison to previous neighborhood.** This item is based on the respondent's comparison between the present neighborhood and the previous neighborhood as to which was better. The definition of neighborhood is whatever the respondent considers it to be.

### Utilization Characteristics

**Persons.** All persons occupying the housing unit are counted. These persons include not only occupants related to the householder but also any lodgers, roomers, boarders, partners, wards, foster children, and resident employees who share the living quarters of the householder. The data on persons show categories of the number of one-person through seven-or-more-person households. The median for persons is rounded to the nearest tenth.

A person is counted at the usual place of residence for that person. This refers to the place where the person lives and sleeps most of the time. This place is not necessarily the same as a legal residence, voting residence, or domicile.

**Rooms.** The statistics on rooms are for the number of housing units with a specified number of rooms. Rooms counted include whole rooms used for living purposes, such as bedrooms, living rooms, dining rooms, kitchens, recreation rooms, permanently enclosed porches that are suitable for year-round use, lodgers' rooms, and other finished and unfinished rooms. Also included are rooms used for offices by a person living in the unit. The median for rooms is rounded to the nearest tenth.

A dining room, to be counted, must be a separate room. It must be separated from adjoining rooms by built-in floor-to-ceiling walls extending at least a few inches from the intersecting walls. Movable or collapsible partitions or partitions consisting solely of shelves or cabinets are not considered built-in-walls. Bathrooms are not counted as rooms.

**Persons per room.** Persons per room is computed for each occupied housing unit by dividing the number of persons in the unit by the number of rooms in the unit. The figures shown refer, therefore, to the number of housing units having the specified ratio of persons per room.

**Bedrooms.** The number of bedrooms in the housing unit is the count of rooms used mainly for sleeping, even if also used for other purposes. Rooms reserved for sleeping, such as guest rooms, even though used infrequently, are counted as bedrooms. On the other hand, rooms used mainly for other purposes, even though used also for sleeping, such as a living room with a hideaway bed, are not considered bedrooms. A housing unit consisting of only one room, such as a one-room efficiency apartment, is classified by definition as having no bedroom.

**Square footage of unit.** Housing size is shown for single-family detached housing units and mobile homes. Excluded from the calculation of square footage are unfinished attics, carports, attached garages, and porches that are not protected from the elements (i.e. screened porches), and mobile home hitches. Both finished and unfinished basements are included. Median square footage is rounded to the nearest foot. Square footage is based on the respondent's estimate of the size of the unit. If the respondent did not know the square footage, the interviewer measured the outside dimensions of the unit. Preliminary evaluation indicates that this item is somewhat unreliable.

**Square feet per person.** Square feet per person is computed for each single-family detached housing unit and mobile home by dividing the number of persons in the



unit by the square footage of the unit. The figures shown refer to the number of housing units having the specified square feet per person. Median square footage is rounded to the nearest foot.

**Lot size.** Lot size includes all connecting land that is owned or rented with the home. Excluded are two-or-more unit buildings and two-or-more-unit mobile homes. Median lot size is shown to hundredths of an acre.

## Structural Characteristics

**New construction.** Housing units built in the 4 years prior to the date of the interview are classified as new construction.

**Year structure built.** Year structure built refers to when the building was first constructed, not when it was remodeled, added to, or converted. The figures refer to the number of housing units in structures built during the specified periods and in existence at the time of the interview. For mobile homes and trailers, the manufacturer's model year was assumed to be the year built. Median year built is rounded to the nearest year.

**Units in structure.** In determining the number of housing units in a structure, all units, both occupied and vacant, were counted. The statistics are presented for the number of housing units in structures of specified type and size, not for the number of residential structures.

A structure is a separate building if it has either open space on all sides or is separated from other structures by dividing walls that extend from ground to roof. Structures containing only one housing unit are further classified as detached or attached.

A one-unit structure is detached if it has open space on all four sides even though it has an adjoining shed or garage. A one-unit structure is attached if it has one or more walls extending from ground to roof that divide it from other adjoining structures and does not share a furnace or boiler with adjoining structures such as in rowhouses, townhouses, etc.

Mobile homes and trailers are shown as a separate category. When one or more rooms have been added to a mobile home or trailer, it is classified as a mobile home. In previous AHS reports, these units were classified as a house, apartment, or flat.

**Foundation.** This item is restricted to one-unit buildings and excludes mobile homes. A structure has a basement if there is enclosed space at least partially underground in which a person can walk upright under all or part of the building. The basement is under all the building if it is under the entire main structure, excluding garages, carports, and porches. Crawl space is space between the ground and the first floor of the house, but it is not high enough for a person to walk upright. A house is built on a concrete slab

if it is built on concrete that has been poured on the ground. The "other" category refers to a house built on stilts or pilings (for example, beach houses) and boats, motorhomes, etc.

**Site placement.** This item is restricted to mobile homes. "Site" refers to location and not necessarily a mobile home park site. The mobile home does not have to have been occupied; it only needs to have been set up for occupancy.

**Stories in structure.** Finished attics are included in the number of stories. Unfinished attics are not. For split levels and bilevels, the number of stories is determined by the highest number of floors that are physically over each other.

**Stories between main and apartment entrances.** Data are presented for multiunit structures with two or more floors and are concerned with the number of floors from the main residential entrance level of the building to the main entrance of the unit. "Same floor" indicates that the main entrance of the sample unit is on the same level as the main entrance that residents use to enter the building.

**Elevator on floor.** Statistics are shown for the number of housing units in structures with two or more floors that have one or more passenger elevators on the same floor as the sample unit and whether they are in working or nonworking condition. Excluded are elevators used only for freight.

**Common stairways.** The statistics on common stairways are presented for multiunit structures with two or more floors that have common stairways. The figures reflect the physical condition of the stairway; i.e., whether there are loose, broken, or missing steps or stair railings. Common stairways are stairways that are usually used by the occupants and guests to get to the doors of the unit. They may be either inside the structure or attached to the outside of the building.

**Light fixtures in public halls.** These statistics are presented for housing units in two-or-more-unit structures. Data include whether or not there are light fixtures in the public halls and whether or not some, none, or all of the light fixtures are in working order. Light fixtures include wall lights, ceiling lights, or table lamps in the public halls of the building. Public halls are used by the occupants and guests to get to their apartment doors.

**Water leakage during last 12 months.** Data on water leakage are shown if the leakage occurred in the 12 months prior to the interview or while the household was living in the unit if less than 12 months. Housing units with water leakage are classified by whether the water leaked in from inside or outside the building and by the most



common areas (roof, basement, walls, closed windows, or doors, etc.) or reasons (fixtures backed up or overflowed, pipes leaked, etc.) of water leakage.

**External building conditions.** The external condition of the building that contains the sample unit was determined by interviewer observation, as visible from the front of the building or the roadway. The categories were grouped into the following: roof, walls, windows, and foundations.

**Roof.** A "sagging roof" is a critical defect indicating continuous neglect, or deep or serious damage to the structure. Only roofs with substantial sagging were included. "Missing roofing material" includes rotted, broken, loose, or missing shingles, tiles, slate, shake, tin, etc., caused by extensive damage from fire, storm, or serious neglect. "Hole in roof" occurs when the missing roof materials expose the interior of the unit directly to the elements. Holes caused by construction activity were not counted unless the construction had been abandoned. "Could not see roof" occurs when possible situations like a high tree, evening interviews, or a flat roof prevent the roof from being visible.

**Walls.** "Missing bricks, siding, other outside wall material" applies to the exterior walls (including chimney) of the structure. Those defects may have been caused by storm, fire, flood, extensive neglect, vandalism, and so forth. Materials may include clapboard siding, shingles, boards, brick, concrete stucco, etc. The missing materials do not necessarily expose the interior of the unit openly to the elements. Missing materials resulting from construction activity were not counted unless construction had been abandoned. "Sloping outside walls" are a critical defect indicating continuous neglect or serious damage to the structure. Only walls with substantial sagging were included.

**Windows.** "Boarded-up windows" have been sealed off to protect against weather or entry and include windows and/or doors covered by board, brick, metal, or some other material. "Broken windows" indicate several broken or missing window panes. "Bars on windows" are to protect against unlawful entry. The condition of the windows has no bearing on this item. The bars can be vertical, horizontal, a metal grating, etc. Windows completely covered with metal sheeting are not included in this category.

**Foundation crumbling or has open crack or hole.** This category includes large cracks, holes, and rotted, loose, or missing foundation material.

**Could not see foundation.** This occurs when landscaping, night interviewing, or some other reason prevents visibility for observation.

### Plumbing Characteristics

**Plumbing facilities.** The category "with all plumbing facilities" consists of housing units that have hot and cold piped water as well as a flush toilet and a bathtub or

shower for the exclusive use of the occupants of the unit. All plumbing facilities must be located in the housing unit, but they need not be in the same room. Lacking some plumbing facilities or no plumbing facilities for exclusive use means that the housing unit does not have all three specified plumbing facilities (hot and cold piped water, flush toilet, and bathtub or shower) inside the housing unit, or that the toilet or bathing facilities are also for the use of the occupants of other housing units.

**Complete bathrooms.** A housing unit is classified as having a complete bathroom if it has a room with a flush toilet, bathtub or shower, a sink, and hot and cold piped water. All facilities must be in the same room to be a complete bathroom. A half bathroom has either a flush toilet or a bathtub or shower but does not have all the facilities for a complete bathroom.

**Source of water and water supply stoppage.** A public system or private company refers to any source supplying running water to six or more housing units. The water may be supplied by a city, county, water district, or private water company, or it may be obtained from a well which supplies six or more housing units. An individual well that provides water for five or fewer housing units is further classified by whether it is "drilled" or "dug." Water sources such as springs, cisterns, streams, lakes, or bottled water are included in the "other" category.

Water supply stoppage means that the housing unit was completely without running water from its regular source. Completely without running water means that the water system servicing the unit supplied no water at all, that is, no equipment or facility using running water (in kitchen and bathroom sinks, shower, bathtub, flush toilet, dishwasher, and other similar items) had water supplied to it, or all were inoperable. The reason could vary from a stoppage because of a flood or storm, to a broken pipe, to a shutdown of the water system, to a failure to pay the bill, or other reasons.

Data on water supply stoppage are shown if they occurred in the 3 months prior to the interview, or while the household was living in the unit if less than 3 months and if the breakdown or failure lasted 6 consecutive hours or more. Housing units with water supply stoppage are also classified according to the number of times the stoppages occurred.

**Sewage disposal and sewage disposal breakdowns.** A public sewer is connected to a city, county, sanitary district, neighborhood, or subdivision sewer system. Included are only systems operated by a government body or private organization sewage treatment system serving six or more units. Small sewage treatment plants, which in some localities are called neighborhood septic tanks, are classified as public sewers. A septic tank or cesspool is an underground tank or pit used for disposal of sewage (serving five or fewer units). A chemical toilet, which may

be inside or outside the unit, uses chemicals to break down or dissolve sewage. Housing units for which sewage is disposed of in some other way are included in the "other" category.

The data on breakdowns in the means of sewage disposal are limited to housing units in which the means of sewage disposal was a public sewer, septic tank, or cesspool. Breakdowns refer to situations in which the system was completely unusable. Examples include septic tank being pumped because it no longer perked, tank collapsed, tank exploded, sewer main broken, sewer treatment plant not operating as a result of electric failure or water service interruption, etc.

Data on breakdowns are shown if they occurred in the 3 months prior to the interview, or while the household was living in the unit if less than 3 months and if the breakdown lasted 6 consecutive hours or more. Housing units with a breakdown in sewage disposal are also classified according to the number of breakdowns.

**Flush toilet and flush toilet breakdowns.** A privy or chemical toilet is not considered a flush toilet. Flush toilets outside the unit were not counted. The statistics on breakdowns of flush toilet are shown for housing units with at least one flush toilet for the household's use only. The flush toilet may be completely unusable because of a faulty flushing mechanism, broken pipes, stopped up soil pipe, lack of water supplied to the flush toilet, or some other reason.

Data on breakdowns are classified by whether any of the flush toilets were working in the 3 months prior to the interview, or while the household was living in the unit if less than 3 months, and the number of times the breakdown lasted 6 hours or more.

## Equipment and Fuels

**Heating equipment and heating equipment breakdowns.** Data are shown for the main heating equipment and other heating equipment used in addition to the main heating equipment. More than one category of "other heating equipment" could be reported for the same household. Only one type of equipment was reported as the "main heating equipment." Warm-air furnace refers to a central system that provides warm air through ducts leading to various rooms. Steam or hot water system refers to a central heating system in which heat from steam or hot water is delivered through radiators or other outlets. It also includes solar heated hot water that is circulated throughout the home. An electric heat pump refers to a heating-cooling system that utilizes indoor and outdoor coils, a compressor, and a refrigerant to pump in heat during the winter and pump out heat during the summer. Only heat pumps that are centrally installed with ducts to the rooms are included in this category. Built-in electric units refers to units permanently installed in floors, walls, ceilings, or

baseboards. A floor, wall, or other built-in hot-air unit without ducts delivers warm air to the room right above the furnace or to the room(s) on one or both sides of the wall in which the furnace is installed.

Room heaters with flue include nonportable room heaters in the wall or free-standing heaters that burn liquid fuel, and which are connected to a flue, vent, or chimney to remove smoke and fumes. Room heaters without flue include any room heater that burns kerosene, gas, or oil, which does not connect to a flue, vent, or chimney. Portable electric heaters include heaters that receive current from an electrical wall outlet. Stoves refer to ranges, stoves, or Franklin stoves that burn wood, coal, or other solid fuel. Fireplaces with inserts have a fan-forced air circulation system to force the heat into the room. A fireplace without inserts or with only glass door fire screens or firebacks inserted in the back of the fireplace to passively reflect heat is included in the category "fireplace without inserts."

For vacant housing units from which the heating equipment had been removed, the equipment used by the last occupants was to be reported.

For breakdowns of heating equipment, statistics are shown for housing units occupied by the householder during the winter prior to the interview. The data are classified by whether the housing unit was uncomfortably cold for 24 hours or more, the number of times equipment breakdowns occurred lasting 6 hours or more, and causes for the breakdowns.

The heating equipment is broken down if it is not providing heat at its normal heating capacity through some fault in the equipment. Utility interruptions occur when there is a cut off in the gas, electricity, or other fuel supplying the heat. Inadequate heating capacity refers to heating equipment that is providing heat at its normal capacity, but the housing unit is still too cold for the occupants. Inadequate insulation refers to air drafts through window frames, electrical outlets, or walls that are cold.

**Fuels.** Electricity is generally supplied by means of above or underground electric power lines. Piped gas is gas piped through underground pipes from a central system to serve the neighborhood. Bottled gas is pressurized gas stored in tanks or bottles that are filled or exchanged when empty. Fuel oil is heating oil normally supplied by truck to a storage tank for use by the heating system. Kerosene or other liquid fuel includes kerosene, gasoline, alcohol, and other similar combustible liquids. Coal or coke refers to coal or any coal derivative usually delivered by means of truck. Wood refers to the use of wood or wood charcoal, etc., as a fuel. Solar energy refers to the use of energy available from sunlight as a heating fuel source. Other includes briquettes made of pitch and sawdust, coal dust, waste material like corncobs, purchased steam, or any other fuel not listed.

**Electric fuses and circuit breakers.** These statistics are presented for occupied housing units. The data show

whether an electric fuse has blown or circuit breaker has tripped in the home in the 3 months prior to the interview or while the household was living in the unit if less than 3 months. A blown fuse or tripped breaker switch results in the temporary loss of electricity until the fuse is replaced or the breaker switch reset. Blown fuses inside major pieces of installed equipment (such as some air conditioners) are counted as blown fuses or tripped breaker switches.

**Equipment.** This item refers to selected equipment that is in working order and for the household's exclusive use. If there are two or more of a specified appliance in the housing unit, the age of the newest is reported.

**Complete kitchen facilities.** A housing unit has complete kitchen facilities when it has all of the following for the exclusive use of the occupants of the unit: (1) an installed kitchen sink, (2) burners, and (3) a mechanical refrigerator. Quarters with only portable cooking equipment are not considered as having a range or cookstove. An icebox is not included as a mechanical refrigerator. The kitchen facilities are for the exclusive use of the occupants when they are used only by the occupants of one housing unit, including lodgers or other unrelated persons living in the unit. The same criteria were used for occupied and vacant units in determining complete kitchen facilities. In previous years, for vacant units from which one or all of the kitchen facilities had been removed, the kitchen facilities used by the last occupant were reported. As a result, the total vacant units lacking complete kitchen facilities in this report may appear higher than in previous survey years.

**Kitchen sink.** The sink must be in the unit or on an enclosed porch but does not have to be in the kitchen. A bathroom sink does not count as a kitchen sink.

**Refrigerator.** The refrigerator must be a working mechanical refrigerator. Ice boxes are not counted.

**Burners and oven.** The cookstove or range does not have to be mechanical; for example, it can be a wood-burning stove. Microwaves are included in the count of ovens, although toaster ovens are not. Portable burners are excluded from the count of cooking burners. The data show whether the equipment is less than 5 years old.

**Dishwasher.** All mechanical dishwashers are included except counter top dishwashers. The data show whether the equipment is less than 5 years old.

**Washing machine.** The washing machine must be mechanical. A wringer washing machine that must be plugged in to run is included in this count. The data show whether the equipment is less than 5 years old.

**Clothes dryer.** The clothes dryer must be mechanical. Excluded from this count are hand operated wringers, hand turned spin dryers, etc. The data show whether the equipment is less than 5 years old.

**Disposal in sink.** Only garbage disposals in working order or only temporarily out of order are included. The data show whether the equipment is less than 5 years old.

**Air conditioning.** Air conditioning is defined as the cooling of air by a refrigeration unit; excluded are evaporative coolers, fans, or blowers that are not connected to a refrigeration unit. A room air-conditioning unit is an individual air conditioner that is installed in a window or an outside wall and generally intended to cool one room, although it may sometimes be used to cool several rooms. A central system is a central installation that air conditions the entire housing unit. In an apartment building, a central system may cool all apartments in the building; each apartment may have its own central system; or there may be several systems, each providing central air conditioning for a group of apartments. A central installation with individual room controls is a central air-conditioning system.

## Housing and Neighborhood Quality

### Selected amenities:

**Porch, deck, balcony, or patio.** The porch, deck, balcony, or patio must be attached to the sample unit, not just to the building or free standing. Porches may be enclosed or open.

**Telephone available.** A housing unit is classified as having a telephone if there is a telephone for receiving calls available to the occupants of the unit. The telephone may be located outside or inside the housing unit, and one telephone may serve the occupants of several units. The number of housing units with a telephone available, therefore, does not indicate the number of telephones installed in homes.

**Usable fireplace.** Excludes the following: fireplaces that have been blocked off or whose chimney or flue have been filled, decorative or artificial fireplaces, and Franklin stoves. Free-standing fireplaces are included in this item.

**Separate dining room.** A separate dining room is an area separated from an adjoining room by a built-in floor-to-ceiling wall extending at least a few inches from its intersecting wall. Built-in walls do not include movable or collapsible partitions, or partitions consisting solely of shelves and cabinets.

**Living rooms, recreation rooms, etc.** Includes family rooms, dens, recreation rooms and/or libraries.

**Garage or carport.** The garage or carport must be on the same property but does not have to be attached to the house. Off street parking is considered driveway or parking lot privileges that is paid for as part of the rent.

**Selecte d deficiencies:**

*Signs of rats.* The statistics on signs of rats refer to respondents who reported seeing rats or signs of rats inside the house or building during the last 3 months or while the household was living in the unit if less than 3 months. Signs of rats include droppings, holes in the wall, or ripped or torn food containers.

*Holes in floors.* Data are shown on whether there are holes in the interior floors of a housing unit. The holes do not have to go all the way through to a lower floor or to the exterior of the unit. The holes must be large enough to cause someone to trip.

*Open cracks or holes (interior).* Statistics are presented on whether or not there are open cracks or holes in the interior walls or ceilings of the housing unit. Included are cracks or holes that do not go all the way through to the next room or to the exterior of the housing unit. Hairline cracks or cracks that appear in the walls or ceilings but are not large enough to insert the edge of a dime and very small holes caused by nails or other similar objects are not considered to be open cracks or holes.

*Broken plaster or peeling paint (interior).* The area of peeling paint or broken plaster must be on the inside walls or ceilings; and at least one area of broken plaster must be larger than 8 inches by 11 inches.

*Electric wiring.* A housing unit is classified as having exposed electric wiring if the unit has any wiring that is not enclosed, either in the walls or in metal coverings, or if the unit has any wiring outside the walls enclosed in some material other than metal. Excluded from the tabulation are appliance cords; extension cords; chandelier cords; and telephone, antenna, or cable TV wires.

*Electric wall outlets.* A housing unit is classified as having rooms without electric wall outlets if there is not at least one working electric wall outlet in each room of the unit. A working electric wall outlet is one that is in operating condition; i.e., can be used when needed. If a room does not have an electric wall outlet, an extension cord used in place of a wall outlet is not considered to be an electric wall outlet.

**Cars and Trucks Available:**

*Cars.* Included are passenger cars and station wagons owned or regularly used by one or more household members and ordinarily kept at home. Company cars are counted if used regularly for nonbusiness purposes and kept at home as well as taxicabs if they are owned by a household member and kept at the sample unit. To obtain a count of all units lacking cars, the lines "no cars, trucks, or vans" and "other households without cars" must be added together.

*Trucks and vans.* Included are pickups and small panel trucks of 1-ton capacity or less and small vans that are owned or regularly used by one or more members of the household and ordinarily kept at home. Company trucks and vans are included if used regularly for nonbusiness purposes and kept at home. To obtain a count of all units lacking trucks or vans, the lines "no cars, trucks, or vans" and "with cars, no trucks or vans" must be added together. Except for units falling in the category "no cars, trucks, or vans," all units will fall into two categories. For example, a unit with one car only would fall both in the category "one car with or without trucks or vans" and "with cars, no trucks or vans."

**Severe physical problems.** A unit has severe physical problems if it has any of the following five problems:

*Plumbing.* Lacking hot or cold piped water or a flush toilet, or lacking both bathtub and shower, all inside the structure for the exclusive use of the unit.

*Heating.* Having been uncomfortably cold last winter for 24 hours or more because the heating equipment broke down, and it broke down at least three times last winter for at least 6 hours each time.

*Electric.* Having no electricity or all of the following three electric problems: exposed wiring; a room with no working wall outlet; and three blown fuses or tripped circuit breakers in the last 90 days.

*Upkeep.* Having any five of the following six maintenance problems: water leaks from the outside, such as from the roof, basement, windows or doors; leaks from inside structure such as pipes or plumbing fixtures; holes in the floors; holes or open cracks in the walls or ceilings; more than 8 inches by 11 inches of peeling paint or broken plaster; or signs of rats or mice in the last 90 days.

*Hallways.* Having all of the following four problems in public areas: no working light fixtures; loose or missing steps; loose or missing railings; and no elevator.

**Moderate physical problems.** A unit has moderate physical problems if it has any of the following five problems but none of the severe problems.

*Plumbing.* On at least three occasions during the last 3 months, or while the household was living in the unit if less than 3 months, all the flush toilets were broken down at the same time for 6 hours or more.

*Heating.* Having unvented gas, oil, or kerosene heaters as the primary heating equipment.

**Upkeep.** Having any three of the overall list of six upkeep problems mentioned above under severe physical problems.

**Hallways.** Having any three of the four hallway problems mentioned above under severe physical problems.

**Kitchen.** Lacking a kitchen sink, refrigerator, or burners inside the structure for the exclusive use of the unit.

**Overall opinion of structure.** The data presented are based on the respondent's overall opinion of the house or apartment as a place to live. The respondent was asked to rate the structure based on a scale from 1 to 10, where 10 is the best and 1 is the worst.

**Overall opinion of neighborhood.** The data presented are based on the respondent's overall opinion of the neighborhood. The respondent defines neighborhood. The respondent was asked to rate the neighborhood based on a scale from 1 to 10, where 10 is the best and 1 is the worst.

**Neighborhood conditions.** The statistics presented are based on the respondent's opinion and attitude toward the neighborhood. The respondent defines neighborhood. The respondent was asked a two-part question: (1) If anything about the neighborhood bothered the respondent and (2) if so, what? The interviewer coded the responses into the following categories: crime; noise; traffic; litter or housing deterioration; poor city/county services; undesirable commercial, institutional, or industrial property; people; and other. Multiple responses were allowed. The respondent may not have the same opinion as a neighbor about neighborhood conditions. The respondent's opinion may or may not reflect the actual neighborhood situation.

**Description of area within 300 feet.** The interviewer, through personal observation, marked all of the following categories that describe the area within 300 feet of the building in which the sample unit is located. The interviewer's best estimate of distance was considered to be acceptable. The categories include: single-family detached house(s); single-family attached house(s) or low rise (1 to 3 story) multiunit building(s); mid-rise (4 to 6 story), multiunit building(s); high-rise (7-or-more story), multiunit building; and mobile home(s), excluding campers. The category "Commercial, institutional, industrial building(s)" includes all varieties of nonresidential structures—offices, banks, hospitals, prisons, pumping stations, water treatment plants, factories, parking garages, churches, hotels, restaurants, barns, junkyards, etc. "Residential parking lot(s)" excludes driveways of single-family homes and parking garages where parking is on more than one level. "Body of water" refers to lakes, ponds, stream, reservoirs, rivers, etc. Swimming pools, bird baths, temporary pools of water,

etc., are excluded. "Open space, park, woods, farm, or ranch" includes cemeteries, golf courses, woods, forest preserves, vacant lots, undeveloped land, airport land, ball fields, school fields, etc. The category "4 + lane highway, railroad, or airport" refers to highways of four lanes or more, railroad tracks and airports.

**Age of other residential buildings within 300 feet.** The statistics presented are based on the interviewer's personal observation. "About the same" indicates all homes within 300 feet appear to have been built at about the same time as the sample unit. If the sample unit was built after 1940, residences built more than 10 years before or after the sample unit are considered as not being built at about the same time. "Older than sample unit" and "newer than sample unit" indicate that the sample unit appears to be decidedly newer or older than the homes within 300 feet. "Very mixed" indicates the predominant ages appear to be very mixed, and if there are no other residential buildings within 300 feet, "no other residential buildings" is marked.

**Mobile homes in group.** Mobile homes or mobile home sites gathered close together are considered to be in a "group." This may be a mobile home park or it may be a number grouped together on adjacent individually owned lots but not in a mobile home park.

**Other buildings vandalized or with interior exposed.**

The statistics presented are based on the interviewer's personal observation. A unit is considered to be vandalized if it has most of the visible windows broken, doors pulled off, been badly burned, words or symbols printed on it, portions of the roof missing or gone, or in some other way has the interior exposed to the elements.

**Bars on windows of buildings.** The statistics presented are based on the interviewer's personal observation. The condition of the windows has no bearing on this item. The windows might be in perfect condition, but the bars might be there to protect against vandalism. Windows that are boarded up or covered with tin are not included.

**Condition of streets.** The statistics presented are based on the interviewer's personal observation. Major repairs include large potholes, badly crumbling or deteriorating shoulders and roadsides, deep ruts, etc. Minor repairs include small cracks, shallow holes, or missing minor surfacing.

**Trash, litter, or junk on streets or any properties.** The statistics presented are based on the interviewer's personal observations. Major accumulation includes tires, appliances, or large amounts of trash accumulated over a

period of time. Minor accumulation includes small amounts of paper, cans, or bottles that do not give the impression of long neglect. The building in which the sample unit is located is included.

### Financial Characteristics

All of the financial characteristics shown in this report, except those in table 19 of each chapter, are shown for all renters and/or all owners. Table 19 in this report presents financial characteristics for specified owners and specified renters. Specified owners are single-family, owner-occupied units on less than 10 acres with no business or medical office. Specified renters exclude single-family units on 10 acres or more.

**Value.** Value is the respondent's estimate of how much the property (house and lot) would sell for if it were for sale. Any nonresidential portions of the property are excluded from the cost. For vacant units, value represents the sale price asked for the property at the time of the interview and may differ from the price at which the property is sold. Medians for value are rounded to the nearest dollar.

**Income.** The statistics on income in the American Housing Survey are based on the respondent's reply to questions on income for the 12 months prior to the interview and are the sum of the amounts reported for wage and salary income, self-employment income, interest or dividends, Social Security or railroad retirement income, public assistance or welfare payments, alimony or child support, and all other money income. The figure represents the amount of income received before deductions for personal income taxes, Social Security, union dues, bond purchases, health insurance premiums, Medicare deductions, etc. Medians for income are rounded to the nearest hundred dollars.

In this report, the statistics are shown separately for the money income of families and primary individuals occupying the housing unit (the sum of the income of the householder and all other members of the family 14 years old and over, or the income of the primary individual), and the money income of the household (the sum of the income of the householder and all household members 14 years old and over).

Wage or salary income is defined as the total money earnings received for work performed as an employee at any time during the 12-month period prior to the interview. It includes wages, salary, piece-rate payments, commissions, tips, cash bonuses, and Armed Forces pay. Self-employment income is defined as money income received from a business, professional practice, partnership, or farm in which the person was self-employed. Social Security or pensions includes cash receipts of Social Security pensions; survivors' benefits, disability insurance programs for retired persons, dependents of deceased insured workers,

or disabled workers; and deductions for Medicare and health insurance premiums. Cash receipts of retirement, disability, and survivors' benefit payments made by the U.S. Government under the Railroad Retirement Act are also included. Separate payments received for hospital or other medical care are not included.

Income from all other sources includes money income received from sources such as periodic payments from interest or dividends; net rental income (or loss) from property rentals; net receipts from roomers or boarders; net royalties; public assistance or welfare payments that include cash receipts received from public assistance programs, such as old age assistance, aid to families with dependent children, and aid to the blind or totally disabled; unemployment insurance benefits; workmen's compensation cash benefits; periodic payments by the Veteran's Administration to disabled veterans; public or private pensions; periodic receipts from insurance policies or annuities; alimony or child support from persons who are not members of the household; net gambling gains; and nonservice scholarships and fellowships.

Receipts from the following sources were not included as income: Value of income "in kind," such as, free living quarters, housing subsidies, food stamps, or food produced and consumed in the home; money received from the sale of property (unless the recipient was engaged in the business of selling such property); money borrowed; tax refund; withdrawal of bank deposits; accrued interest on uncashed savings bonds; exchange of money between relatives living in the same household; gifts of money; and lump-sum payments from inheritances, insurance policies, estates, trusts, gifts, etc.

The income statistics and the characteristics of the household refer to different periods in time. Income data refer to the 12 months prior to the interview, whereas the household characteristics refer to the date of interview. Thus, family or household income does not include amounts received by persons who were members of the family during all or part of the income period if these persons no longer resided with the family at the time of the interview. On the other hand, family or household income includes income reported by persons who did not reside with the household during the income period but who were members at the time of the interview. For most households, however, the income reported was received by persons who were members of the household throughout the income period.

There may be significant differences in the income data between the American Housing Survey and other Census Bureau surveys and censuses. For example, the time period for income data in the American Housing Survey refers to the 12 months prior to the interview, but other income data generally refer to the calendar year prior to the date of the interview. Additional differences in the income data may be attributed to factors such as the various ways income questions are asked, the sampling variability and nonsampling errors between the American

Housing Survey and other Census Bureau surveys and censuses, survey procedures and techniques, and processing procedures.

**Current income.** Two new questions were added to the American Housing Survey in 1990. Upon completion of the detailed income questions, respondents were asked, "Is your total family income THIS MONTH about the same as it was a year ago?" "About the same" was defined as within 10 percent or just cost of living adjustments. If the respondent answered "no," a second question was asked, "What do you expect your total family income to be in the NEXT 12 MONTHS?" Current income for families whose most recent month's income was NOT about the same as a year ago is the "total expected family income in the NEXT 12 MONTHS." Current income for families whose most recent month's income WAS about the same as a year ago is "family and primary individual income." For the majority of families, current income equals income of families and primary individuals. Data on current income is not published separately. It is used in the calculation of "Ratio of value to current income," and "Monthly housing costs as percent of current income." It is felt that respondents who have only recently entered the job market and those who changed jobs during the past year often report a previous year's income, which is too low to accurately reflect their current financial situation as it relates to the value of their home and their housing costs.

**Ratio of value to current income.** The ratio of value to current income is computed by dividing the value of the housing unit by the total current income (see definition of current income). The ratio was computed separately for each housing unit and was rounded to the nearest tenth. For value and current income, the dollar amounts were used. Units occupied by individuals who reported no income or a net loss compose the category "zero or negative income." Medians for the ratio of value to current income are rounded to the nearest tenth.

Before 1990, the item "Value-income ratio" was computed by using the income of families and primary individuals only. It was felt that the respondents who only recently entered the job market or who changed jobs during the past year often reported a previous year's income, which was too low to accurately reflect their current financial situation.

**Amount of savings and investments.** These data are restricted to families and primary individuals with total incomes of \$25,000 per year or less. Savings include savings in the bank or other financial institution. It also includes savings in money market accounts. Investments in a farm or business must be owned shares in a business or farm, owned percentage of the capital or assets, investment in a farm or business for which the investor holds a promissory note, or membership in a partnership that has any of the above. Other investments include

stocks, bonds, rental property, real estate, antiques, art, certificates of deposit, IRA or KEOGH accounts, commodities, etc.

**Food stamps.** These data are restricted to families and primary individuals with total incomes of \$25,000 per year or less. Food stamps are government-issued coupons that can be used to purchase food. The food stamp program is a joint Federal-State program that is administered by State and local governments.

**Poverty status.** The poverty data in this report differs from official poverty estimates in two important respects. The first important difference is the use of a poverty definition that is based on household income in place of the official method that is based on the income of the family or the unrelated individual. Under the official approach, the poverty status of two unrelated individuals living together would be determined by comparing the income of each individual to the poverty threshold for an unrelated individual. The result might be that both were in poverty, both were out of poverty, or one was in poverty and one was not. Under the approach used in this report, the two unrelated individuals were treated as members of a two-person family, and their poverty status was determined by comparing their combined income to the poverty threshold for a two-person family. The effect of using a poverty concept that is based on household income is to undercount the number of persons in poverty relative to the official estimate. A study based on the March 1975 Current Population Survey found that poverty estimates based on a household income concept were about 6 percent lower than official estimates. For more information, see Technical Paper X, *Effect of Using a Poverty Definition Based on Household Income*, U.S. Department of Health, Education, and Welfare, 1976. A second important difference between the poverty estimates in this report and the official poverty estimates has to do with the method used to measure income. The official annual poverty estimates are based on data collected in the March supplement to the Current Population Survey. The income questions asked in that survey are very detailed and measure the amount of income received during the previous calendar year. The income questions asked in the AHS are much less detailed and measure the amount received during the previous 12 months. Because most of the interviews were conducted during the period April through December, the income measures do not pertain to a fixed period. Most of the income questions in the AHS were asked on a household rather than an individual income basis. The lack of data for individuals made it necessary to adopt a poverty definition based on household income.

Officially, families and unrelated individuals are classified as being above or below the poverty level using the poverty index originated at the Social Security Administration in 1964 and revised by the Federal Interagency Committees in 1969 and 1980. The poverty index is based



solely on money income and does not reflect the fact that many low-income persons receive noncash benefits such as food stamps, Medicaid, and public housing. The index is based on the Department of Agriculture's 1961 Economy Food Plan and reflects the different consumption requirements of families based on their size and composition. The poverty thresholds are updated every year to reflect changes in the Consumer Price Index (CPI). For further details, see Current Population Reports, Series P-60, No. 181, *Poverty in the United States: 1991*.

**Year unit acquired.** The year the unit was acquired or inherited refers to the year in which the present owner acquired or inherited the house or apartment; for example, the year the contract was signed. This date may be different from the date when the occupants moved in. If the land and building were bought at different times, the year of the building only was recorded. If there was a land contract only, the year the contract was signed was recorded. Median year acquired is rounded to the nearest year.

**First-time owners.** If both the owner and any co-owners have never owned or co-owned another home as a usual place of residence, then the housing unit was reported as the first home ever owned. Previous homes purchased solely as vacation homes or homes purchased for commercial rental purposes are not to be considered usual residences. However, if a previously owned home was originally purchased as a usual residence and later used as a vacation home or for commercial or rental purposes, the home is considered as being owned as a usual residence.

**Purchase price.** The purchase price refers to the price of the house or apartment and lot at the time the property was purchased. Closing costs are excluded from the purchase price, and for mobile homes, the value of the land is excluded. Median purchase price is rounded to the nearest dollar.

**Major source of down payment.** This item refers to the source of the cash used for down payment or outright purchase of the property (house and lot). If more than one source applied, the one providing the largest portion of the down payment or outright purchase was recorded. Sale of previous home was indicated only if the previous home was sold during the 12-month period preceding the acquisition of the present home. Savings, or cash on hand, includes money drawn from savings, such as bank deposits, credit unions, share accounts, savings bonds, certificates of deposit (CD's), money market funds, and IRA or KEOGH accounts. Sale of other investment includes the sale of other real property or real estate other than the previous home or from the sale of other investments such as securities (common and preferred stock, municipal or corporate bonds, mutual funds), dissolved business ventures, etc. Borrowing other than a mortgage on this property was indicated if the present owner borrowed the down payment, even if the property was mortgaged.

Money received as a gift regardless of the source was categorized "inheritance or gift." "Land where building built used for financing" means the land on which the structure was built was used as the present owner's equity in the property. Sources of down payment that do not fit any of the above categories were recorded in the "other category."

**Mortgages currently on property.** The owner or the owner's spouse was asked the number of mortgages or similar loans (including home equity loans) currently in effect on the home. For mobile homes, if there was a separate loan for the mobile home and for the land, two mortgages were recorded. A mortgage or similar debt refers to all forms of debt where the property is pledged as security for payment of the debt. It includes such debt instruments as deed of trust, trust deeds, mortgage bonds, and vendors' liens. In the first three arrangements, usually a third party, known as the trustee, holds the title to the property until the debt is paid. In the vendor lien arrangement, the title is kept by the buyer but the seller (vendor) reserves, in the deed to the buyer, a lien on the property to secure payment of the balance of the purchase price. Also included as a mortgage or similar debt are contracts to purchase, land contracts, and lease-purchase agreements where the title to the property remains with the seller until the agreed upon payments have been made by the buyer.

**Primary mortgage.** Data are shown in this report for primary mortgages and secondary mortgages. A mortgage is primary if it is the only one on the property. If two or more mortgages exist, one was designated as the primary mortgage. Detailed information on mortgages was collected in the AHS on the first two mortgages reported even if the unit had three or more mortgages. On the basis of this information, one of the first two mortgages was considered to be the primary mortgage. The definition of the primary mortgage may not in all cases totally agree with legal definitions of a "first mortgage." The following hierarchy was used to determine primary mortgage: (1) A VA, FHA, or FmHA mortgage was automatically considered to be the primary mortgage. (2) If neither mortgage was a VA, FHA, or FmHA mortgage, an assumed mortgage was considered to be the primary mortgage. (3) If none of the above conditions existed, the mortgage obtain the year the home was purchased was considered to be the primary mortgage. (4) If both mortgages were obtained after the year of purchase, the one taken out first was considered to be the primary mortgage. (5) If all the above failed to designate a primary mortgage, the mortgage for the largest initial amount borrowed was considered the primary mortgage. All other mortgages were considered to be secondary.

**Type of primary mortgage.** Mortgage insurance is financial protection provided to the lender in case the borrower fails to keep up the required mortgage payments and



defaults on the loan. Such insurance protection is offered by both the Government, acting as an insurance agent, and by private mortgage insurance companies. The Federal government agencies that currently insure or guarantee mortgages or similar debts include the Federal Housing Administration (FHA), the Veteran's Administration (VA), and the Farmers Home Administration (FmHA). The FHA insures home loans made by private lenders. The Farmers Home Administration provides much the same service as the FHA but confines its assistance to rural areas. The VA guarantees or insures loans under the Servicemen's readjustment Act (GI Bill). Mortgage loans that are not insured by the FHA, VA, or Farmers Home Administration are referred to as "conventional" mortgages. Conventional mortgages and mortgage debts insured or guaranteed by State or local government agencies are shown in the tables as "Other Types."

**Lower cost State and local mortgages.** Data are shown for owners with one or more mortgages. These are loans generally 1 to 3 percent below the current mortgage interest rate at the time the loan was made. The loans are managed through State or local governments. Excluded are Federally funded VA programs.

**Mortgage origination.** Data are shown for owner-occupied units with one or more mortgages. For units with new mortgages, data are classified by the date the new mortgage was obtained in relation to the date the property was acquired. An assumed mortgage indicates that the present mortgage is the same mortgage that was assumed from the previous owner when the property was acquired and has not been refinanced. A wrap-around mortgage is a mortgage whose face value encompasses the unpaid balance of the first mortgage(s) plus the amount of any new funds extended by the wrap-around lender. "Combination of the above" means that there were more than one method of origination for the outstanding mortgages on the property.

**Payment plans of primary and secondary mortgages.**

Data are presented separately for primary and secondary mortgages. The term "payment" refers to regular principal and interest payments only and not to payments for real estate taxes, property insurance, etc. Fixed payment, self-amortizing mortgages have payments that do not change during the term of the loan, with the principal payments sufficient to pay off the loan completely within the stated term. Adjustable rate mortgages are mortgages whose interest rates could be changed during the life of the mortgage changing the amount of the payments required. In adjustable-term mortgages, the amount of the payments stays constant, but the number of payments required to pay off the loan can change over time as interest rates change. Graduated payment mortgages allow monthly payments to change during the term of the mortgage by

means other than a change in interest rate. These mortgages begin with lower payments that rise later in the life of the mortgage. Balloon mortgages are mortgages in which only part or none of the principal is paid off during the term of the loan (which commonly is about 5 years). At the end of the term, the principal is paid off in one lump sum, refinanced with a new loan, or extended by renewal of the loan.

**Lenders of primary and secondary mortgages.** This item is restricted to units with one or more mortgages. The data are classified by whether the money was borrowed from a firm (bank or other organization), the seller of the property, or from another individual. Other organizations consist of mortgage corporations, pension plans, credit unions, savings and loan associations, etc. Individuals include anyone who was not the most recent owner.

**Items included in primary mortgage payment.** The respondent was asked to indicate which items were included in the monthly mortgage payment besides principal and interest. These items included property taxes, property insurance, and other charges. Other charges that may include insurance premiums, disability insurances, life insurances, etc., may tally in more than one category.

**Year primary mortgage originated.** The year the primary mortgage was originated is the year the mortgage was signed. Medians for year primary mortgage originated are rounded to the nearest year.

**Term of primary mortgage at origination or assumption.** Term is the number of years from the date the new owners first obtained the present mortgage to the date the last payment is due according to the terms of the contract. Medians for term of primary mortgage are rounded to the nearest year.

**Remaining years mortgaged.** The owner or owner's spouse was asked the length of time it would take to pay off the loan at the current payments. The response reflects the amortization schedule. Medians for remaining years mortgage are rounded to the nearest year.

**Current interest rate.** This item refers to the annual percentage rate in effect as of the date of the interview, not the rate when the mortgage was made, nor any imminent changes of which the respondent may be aware. Medians for current interest rate are rounded to the nearest tenth.

**Total outstanding principal amount.** The statistics shown represent the total amount of principal that would have to be paid off if the loan were paid off in full on the date of interview. The formula used to calculate the outstanding principal amount does not take into account the fact that some households make additional principal payments. The

resulting data, therefore, may be an overestimate of the total outstanding principal. Medians for outstanding principal amount are rounded to the nearest dollar.

**Current total loan as percent of value.** This percentage is computed by dividing the outstanding principal amount by the value of the housing unit. Medians for loan as a percent of value are rounded to the nearest tenth of a percent.

**Monthly housing costs.** The data presented are for owner- and renter-occupied housing units. Monthly housing costs for owner-occupied units is the sum of monthly payments for all mortgages, or installment loans or contracts, real estate taxes (including taxes on mobile homes, or trailer sites if the site is owned), property insurance, homeowners association fee, cooperative or condominium fee, mobile home park fee, land rent, utilities (electricity, gas, water, and sewage disposal), fuels (oil, coal, kerosene, wood, etc.), and garbage and trash collection. As of 1989, data on the costs of electricity and gas are collected differently (see "Monthly costs of electricity and gas" definition). Because of this, monthly housing costs from 1989 onward may not be entirely comparable with data published in previous years. Monthly housing costs are not computed for households with a mortgage or similar debt that failed to report the amount of their loan or contract payment.

For renter-occupied housing units, monthly housing costs include the contract rent plus the estimated average monthly cost of utilities (electricity, gas, water, and sewage disposal) and fuels (oil, coal, kerosene, wood, etc.); property insurance, mobile home land rent, and garbage and trash collection if these items are paid for by the renter (or paid for by someone else, such as a relative, welfare agency, or friend) in addition to rent. Renter housing units occupied without payment of cash rent are shown separately as no cash rent. Monthly housing costs for vacant-for-rent housing units include rent asked. For rental units subsidized by public housing authority, the Federal government, or State or local governments, the monthly rental costs reflect only the portion paid by the household not the portion subsidized. Before 1990, the monthly rental costs may have included the amount subsidized for many subsidized units.

Monthly housing costs are shown for all renters and all owners. Table 19 in this report presents financial characteristics for specified owners and specified renters. Medians for monthly housing costs are rounded to the nearest dollar.

**Monthly housing costs as percent of current income.**

The yearly housing costs (monthly housing costs multiplied by 12) are expressed as a percentage of the total current income (see definition of current income). This percentage is calculated for the same owner- and renter-occupied housing units for which "Monthly housing costs"

were computed (for exclusions, see "Monthly housing costs"). The percentage was computed separately for each unit and rounded to the nearest percent. The measure was not computed for units where occupants reported no income or a net loss.

Before 1990, the item "Monthly housing costs as percent of income," was computed by using the income of family and primary individuals only. It was felt that respondents who only recently entered the job market or who changed jobs during the past year often reported a previous year's income, which was too low to accurately reflect their current situation. In addition to a change in the source of income used in calculations, the item uses new procedures to estimate the costs of electricity and gas (see "Monthly costs of electricity and gas" definition).

**Monthly costs for electricity and gas.** Beginning in 1989, two procedures were introduced that attempt to correct the overreporting of electricity and gas costs in the AHS. In the first procedure, respondents were asked the amount of their electricity and/or gas bill for the previous months of January, April, August, and December. These months are the best predictors of annual costs. If the respondent provided data for at least 3 of the 4 months, the results were used to provide an annual estimate of costs. This estimate was then divided by 12 to provide average monthly costs.

The second procedure was applied to the remaining units. If the respondents did not know the amount of their electricity and/or gas bill for at least 3 of the 4 months, we used their estimate of average monthly costs. A factor was then applied that, in effect, lowered these costs to make them consistent with electricity and gas costs reported in the Residential Energy Consumption Survey sponsored by the United States Department of Energy. Before 1989, respondents were only asked to provide an estimate of average monthly costs. Research has shown that this approach produces 15 to 20 percent overestimates of electricity and gas costs. The new procedures produce lower and more accurate estimates. On average, more than one-third of the respondents provided answers for at least 3 of the 4 months.

**Median monthly housing costs for owners.** Two additional medians are shown separately for owner-occupied units. The first median includes maintenance costs in addition to those items included in "Monthly housing costs" (see above item). The second excludes second and subsequent mortgages, installment loans or contracts, and maintenance costs, but includes all remaining items listed in "Monthly housing costs."

**Rent paid by lodgers.** This item refers to a regular fixed rent, a set amount of money, billed or charged, that is paid at regular intervals by a lodger (usually weekly or monthly) to a member of the household. The data are restricted to lodgers who are 14 years of age or older, nonrelatives of

the householder or any co-owners or co-renters, and not a co-owner or co-renter themselves. Medians for rent paid by lodgers are rounded to the nearest dollar.

**Property Insurance.** This item refers to homeowner's/household's property insurance on the structure and its contents (such as furniture, appliances, clothing, etc.) and usually contains some liability insurance to protect occupants should visitors have an accident on the premises. Renters usually have household property insurance. The total cost is the most recent charges for the 12-month period preceding the interview for which the occupants have actually been billed. Yearly cost was divided by 12 before calculating a monthly median cost. Medians for property insurance are rounded to the nearest dollar.

**Cost and ownership sharing.** This item is restricted to owner-occupied housing units. Shared ownership is two or more names on a deed or title. Shared costs include only payments designated for mortgage or utility costs, whether paid directly to a mortgage or utility company or to household members. "Not living here" means that one of the persons sharing the ownership or costs is not a household member.

**Monthly payment for principal and interest.** The data present the monthly dollar amount paid on the mortgage, for principal and interest only. It does not include that portion of the monthly payment used for property taxes, homeowner insurance, and/or other charges. Medians for monthly payment for principal and interest are rounded to the nearest dollar.

**Real estate taxes.** This item includes special assessments, school taxes, county taxes, and any other real estate taxes. Excluded are payments on delinquent taxes due from prior years. Rebates are subtracted from the total. When the real estate taxes are included with the mortgage, a separate amount for the taxes is obtained. To determine average monthly cost, yearly cost was divided by 12. Medians for real estate taxes are rounded to the nearest dollar.

**Annual taxes paid per \$1,000 value .** The annual real estate taxes paid per \$1,000 value of the property (house and lot) are presented. Medians for taxes per \$1,000 value are rounded to the nearest dollar.

**Routine maintenance in last year.** Routine maintenance consists of regular maintenance activities necessary for the preventive care of the structure, property, and fixed equipment items. Included are such things as painting; papering; floor sanding; restoration of some shingles; fixing of water pipes; replacement of parts of large equipment, such as furnace; repairing fences, gutters, sidewalks,

decks, or patios; removal of dangerous trees; termite inspection; etc. Housecleaning is not included. Routine maintenance does not include work reported under the section on repairs, improvements, and alterations. Medians for routine maintenance are rounded to the nearest dollar.

**Condominium and cooperative fee.** A condominium fee is a fee charged to the owners of the individual condominium unit on a regular basis. The fee covers all operating and maintenance costs of the common property; for example, halls, lobby, parking areas, laundry room, swimming pool, etc., and related administrative costs, such as utilities billed communally, management fees, etc.

The cooperative maintenance fee for a cooperative unit (also called carrying charges) is based on a percentage developed by dividing the value of the unit by the total value of the project at the time the cooperative corporation was formed. A cooperative maintenance fee is the share of the annual budget to be borne by the member living in the sample unit, including his/her share of the annual amount paid by the cooperative for real estate taxes, mortgage interest, and operating cost. Medians for condominium and cooperative fees are rounded to the nearest dollar.

**Other housing costs per month.** A homeowner's association fee (excludes condominiums and cooperatives fees) is a fee charged for services such as upkeep of common property (painting hallways, cleaning lobbies, mowing lawns, repairing laundry facilities, paving parking areas, repairing street lights, etc.). The fee may include the use and maintenance of either indoor or outdoor swimming facilities or other recreational facilities (party rooms, tennis courts, basketball courts, exercise rooms, playground areas, etc.). Also, the homeowner's association fee can include payments for security personnel such as security guards or services such as telephone answering service, maid service, or other domestic help. Mobile home park fees are regular payments to the park management that could include site rental, utility charges, mail handling, and/or fees for the maintenance of common areas. In a few areas of the country, the people may own the unit but not the land on which it stands. Land rent refers to land that is rented or leased from the land owner, and "ground rent" is paid. These leases are for long periods of time (50 to 100 years) when originated. The lease obligation transfers with the property and cannot be canceled. Medians for other housing costs are rounded to the nearest dollar.

**Rent reductions.** Rent control means that an increase in rent is regulated by law. The jurisdiction, State or local, mandates that percentage rent increases are set and must be approved by a board, agency, department, division, office, etc.

The States of California, Connecticut, New Jersey, New York, and Massachusetts, as well as the District of Columbia, are the only States that have metropolitan areas with

rent control. If a respondent answered "yes" to rent control in any other States, the answer was edited to "no."

A housing unit is classified as being in a public housing project if the structure in which the unit is located is owned by any local or State government agency, such as a housing and redevelopment authority or a housing development agency, and operated as public housing. These organizations may receive subsidies from the Federal or State government, but the local agency owns the property.

A housing unit is classified as being subsidized if under certain programs the respondent pays a lower rent because a Federal, State, or local government program pays part of the cost of construction, building mortgage, or operating expenses. These programs include (1) the rental assistance program where part of the rent for low-income families occupying the rental housing units is paid by the Department of Housing and Urban Development (HUD), (2) the FHA interest subsidy programs for rental and cooperative housing for low-income families, (3) the rent supplement program where part of the rent for low-income families occupying certain types of HUD-assisted rental housing projects is paid by the FHA, and (4) the direct loan program of HUD for housing the elderly. Units requiring income verification are subsidized units.

**Other activities on property.** Data presented excludes rental units. Property consists of one or more tracts of land that the respondent considers to be the same property, farm, ranch, estate. The tracts may be adjoining or they may be separated by a road, creek, or other piece of land. A commercial establishment may be located in the same building as the sample unit or it may be located elsewhere on the property (grocery store, restaurant, gasoline station, or veterinary office). Those housing units that have no recognizable alterations to the outside of the house are not considered as having a commercial establishment. For a condominium, this item refers to the sample unit only. A farm is not classified as a commercial establishment. A medical or dental office is a doctor's or dentist's office regularly visited by patients.

**Repairs, improvements, alterations in last 2 years.** The statistics refer to the 24 months prior to the date of the interview and are restricted to owner-occupied units. The data are presented according to whether the repairs, improvements, and alterations cost less than \$500 or \$500 or more. The total cost of the labor and materials was to be reported. However, if the labor was performed by the occupants or provided without charge, only the cost of the materials was obtained. The cost pertains to the sum of the costs of the jobs if there were more than one job within the 2-year period.

## Repairs

**Roofs.** Work begun but never completed was not counted unless the work was currently in progress. All jobs were included no matter how small.

**Additions.** An addition is floor space built onto, above, or below an existing house in order to increase the enclosed space within the house. All work must have been done after the original construction.

**Kitchens.** Kitchens added to space already enclosed within the structure were counted. Remodeling a kitchen could include replacing or adding installed equipment such as a garbage disposal, trash compactor, stove, or refrigerator; or it could include replacing or adding cabinets, counter tops, floors, or lighting.

**Bathrooms.** Bathrooms added to space already enclosed within the structure were counted. Remodeling a bathroom could include replacing or adding installed equipment such as a shower door and fixtures, or vanity; or replacing or adding cabinets, counter tops, floors, or lighting.

**Siding.** Work begun but never completed was not counted unless the work was currently in progress. All jobs were included no matter how small.

**Storm doors/windows.** Used storm doors/windows were counted if new to the unit. Windows or doors that were purchased but not yet installed were counted as long as the intentions were to install them.

**Major equipment.** Only installed equipment was counted. Dehumidifiers, heating equipment, portable dishwashers, or any other equipment that simply plugged in was not counted. Water heaters and heat pumps were counted as major equipment.

**Insulation.** Insulation included all forms of materials (foam, weather stripping, caulking) that is to remain in place. Plastic taped over windows in winter but removed in summer was not counted.

**Other major work.** This category included other major repairs, alterations, or improvements costing over \$500 each.

**Government subsidy for repairs.** Low-interest loans are loans more than 1 percent below the current market rate for home improvements at the time the loan was made. The loans are designed by specific government programs for the purpose of home repair, and the money must be spent that way. Government programs can be Federal, State, or local.

## Household Characteristics

**Household.** A household consists of all the persons who occupy a housing unit. By definition, the count of households is the same as the count of occupied housing units.

**Householder.** The householder is the first household member 18 years old and over who is the owner or renter of the sample unit. If no household member occupying the sample unit owns or rents the unit, the householder is the first household member listed who is 18 years old or older. In cases where no household member listed owns or rents the unit or is 18 years or older, the first household member listed is the householder.

**Household composition by age of householder** Statistics by age of householder are presented separately for two-or-more-person households and for one-person households. Households having two or more persons are further subdivided as follows:

*Married-couple families, no nonrelatives.* Each household in this group consists of the householder and spouse and other persons, if any, all of whom are related to the householder.

*Other male householder.* This category includes households with male householders who are married, but with wife absent because of separation or other reason where husband and wife maintain separate residences; and male householders who are widowed, divorced, or single. Also included are households with male householder, wife present and nonrelatives living with them.

*Other female householder.* This category includes households with female householders who are married, but with husband absent because of separation or other reason where husband and wife maintain separate residences; and female householders who are widowed, divorced, or single. Also included are households with female householder, husband present, and nonrelatives living with them.

Households consisting of only one person are shown separately for male householder and female householder under the category "one-person households."

**Family or primary individual.** Housing units are occupied by either families or primary individuals. The term "family" refers to the householder and all (one or more) other persons living in the same household who are related to the householder by blood, marriage, or adoption. If the householder lives alone or with nonrelatives only, then the householder is considered a primary individual.

Married couples related to the householder of a family are included in the family and are not considered as separate families unless they reside in separate living quarters. A lodger, servant, or other person unrelated to the householder is considered a member of the household but not of the family.

In the statistics on household composition, families are always included in one of the three major groups of two-or-more-person households. Primary individuals with

nonrelatives living with them are tabulated as two-or-more-person households and further subdivided as other male householder or female householder. Primary individuals living alone are always tabulated as one-person households.

**Subfamily.** A subfamily is a married couple with or without children or one parent with one or more own single (never married) children under 18 years old living in a household and related to the householder or spouse. The most common example of a subfamily is a young married couple sharing the home of the husband's or wife's parents.

**Age of householder.** The age classification refers to the age reported for the householder as of that person's last birthday.

**Elderly.** Data for elderly include all households with a householder of 65 years of age or over.

**Own never-married children under 18 years old.** Statistics on presence of own children of householders are shown in this report. A child under 18 years old is defined as an own child if he or she is a single (never married) son, daughter, stepchild, or adopted child of a householder. Own children of subfamilies are excluded from the total count of own children.

**Single children under 18 years old.** Single children include all persons under 18 years of age who may or may not be related to the householder and are not married (i.e., widowed, divorced, separated, or never been married) at the time of the interview.

**Adults and single children under 18 years old.** Data are shown for all single children whether related to the householder or not by the age categories under 6 years old, 6 to 17 years old, and householder containing children in both age groups. The data are further divided by households headed by a married couple, other households with two or more adults, and households with one adult or none.

**Other relative of householder.** This category includes all persons related to the householder by blood, marriage, or adoption except spouse or own child under 18 years old.

**Nonrelative.** A nonrelative of the householder is any person in the household who is not related to the householder by blood, marriage, or adoption. Roomers, boarders, lodgers, partners, resident employees, wards, and foster children are included in this category.

**Persons other than spouse or children.** Data are shown for households with the following types of people:

*Single adult offspring 18 to 29.* This category is restricted to persons who are offspring of the householder or the householder's spouse 18 to 29 years of age and not currently married.

*Single adult offspring 30 years of age or over.* This category is restricted to persons who are offspring of the householder or the householder's spouse 30 years of age or over and not currently married.

*Households with three generations.* This category includes situations where (1) both one or more children of the householder or spouse and one or more parents of the householder or spouse live in the unit, (2) both one or more parents of the householder or spouse and one or more grandparents of the householder or spouse, and (3) both one or more children of the householder or spouse and one or more grandchildren of the householder or spouse.

*Households with one subfamily.* For households with only one subfamily, data are shown for subfamily householders under 30 years of age, 30 to 64 years of age and 65 years of age and over.

*Household with other types of relatives.* This category excludes households where the only relatives of the householder present are the householder's spouse or children and households where no relative of the householder is present.

*Co-owners or co-renters.* This category includes all households where more than one household member's name is on the deed of ownership, mortgage, land contract, contract to purchase, or similar document; or more than one household member's name is on the lease, or, if there is no lease, more than one household member is responsible for paying the rent.

*Lodgers.* Counts of lodgers are restricted to households with members unrelated to the householder, and who are 14 years of age and over are not co-owners, co-renters, or children of co-owners or co-renters who pay rent to another household member.

*Unrelated children under 18 years old.* This category includes all households with members under 18 years of age who are unrelated to the householder or spouse. The members under 18 cannot be co-owners, co-renters, or lodgers.

*Other non-relatives.* This category includes all households with members 18 years of age and over who are unrelated to the householder or spouse. The members 18 and over cannot be co-owners, co-renters, or lodgers.

*One or more secondary families.* A secondary family is a group of two persons or more who are related to each other by birth, marriage, or adoption, but who are not related to the householder. The unrelated subfamily may include persons such as guests, roomers, boarders, or resident employees and their relatives living in a household. The number of unrelated subfamily members is included in the number of household members but is not included in the count of family members.

*Households, none related to each other.* None of the household members are related to any other household member. Persons other than the householder may be co-owners, co-renters, or lodgers.

**Years of school completed by householder.** The statistics refer to the highest grade of regular school completed, not to the highest grade attended. For persons still attending school, the highest grade completed is one less than the one in which they are currently enrolled. Regular school refers to formal education obtained in graded public, private, or parochial schools, colleges, universities, or professional schools, whether day or night school, and whether attendance was full or part time. That is, regular schooling is formal education that may advance a person toward an elementary or high school diploma, college, university, or professional school degree. Schooling or tutoring in other than regular schools is counted only if the credits obtained are regarded as transferable to a school in the regular school system. Household members whose highest grade completed was in a foreign school system or in an upgraded school were instructed to report the approximate equivalent grade (or years) in the regular United States school system. Household members were not reported as having completed a given grade if they dropped out or failed to pass the last grade attended. Education received in the following types of schools is not counted as regular schooling: Vocational schools, trade schools, business schools, and noncredit adult education classes.

**Household moves and formation.** Data are shown for households that moved into the present unit during the 12 months prior to the date of the interview. The distributions are further classified by (1) whether the household moved together from the same unit, from two or more units, or moved at separate times, and (2) if previous household-er(s) moved into the present unit.







Facsimile of the American Housing Survey Control Card: 1991—Continued

Page 3

NOTES

FORM AHS-91 (8-30-87)

Facsimile of the American Housing Survey Control Card: 1991—Continued

| Survey year | Name | Address (Number, street, city, state, ZIP Code) |        | Telephone Number |        | Survey year | Name | Address (Number, street, city, state, ZIP Code) |
|-------------|------|---|--------|------------------|--------|-------------|------|---|
|             |      | Area code                                       | Number | Area code        | Number |             |      |   |
| 1           |      |   |        |                  |        | 1           |      |   |
| 2           |      |   |        |                  |        | 2           |      |   |
| 3           |      |   |        |                  |        | 3           |      |   |
| 4           |      |   |        |                  |        | 4           |      |   |
| 5           |      |   |        |                  |        | 5           |      |   |

NOTES

TABLE X - LIVING QUARTERS DETERMINATION AT LISTED ADDRESS

| ADDRESS OF ADDITIONAL LIVING QUARTERS<br>If already listed, enter sheet and line number below and stop Table X.<br>Otherwise, enter basic address and unit address, if any, OR description or location. | LOCATION OF UNIT<br>Is this unit in a special place?   | SEPARATENESS AND ACCESS  | CLASSIFICATION   | UNIT SEGMENTS<br>Is this unit within the specific address (basic plus unit if any), or within the same space of the original sample unit?   | AREA SEGMENTS<br>Is this unit within the segment boundaries?   | SPECIAL PLACE SEGMENTS<br>Is this unit within the specific address (basic plus unit, if any) of the original sample unit?        | PERMIT SEGMENTS<br>Is this unit —<br>• within the specific address (basic plus unit, if any) of the original sample unit?<br>AND<br>• within the same space of the original sample unit? |  |
|---|--|--|--|---|--|--|--|--|
| (1) Sheet _____ Line _____  | (2) <input type="checkbox"/> Yes - SKIP to column (5) and mark according to Table A in Part C of manual<br><input type="checkbox"/> No | (3) Do the occupants or intended occupants of (Address in column (1)) live at this temporary residence as well as permanently on the property?<br><input type="checkbox"/> Yes<br><input type="checkbox"/> No - Mark "N" box in column (5) | (4) SEPARATENESS AND ACCESS<br>Does (Address in column (1)) have direct access either from the outside or through a common hall?<br><input type="checkbox"/> Yes - Mark "HU" box in column (6)<br><input type="checkbox"/> No - Mark "N" box in column (5) | (5) CLASSIFICATION<br>N - Not a separate unit (include on this control card)<br>HU } Separate unit. (Do not include on this control card.)<br>OT } (Do not include on this control card.)<br>Fill column (6), (7), (8), or (9) as appropriate | (6) UNIT SEGMENTS<br><input type="checkbox"/> Yes - Interview as an EXTRA unit<br><input type="checkbox"/> No - Do not interview | (7) AREA SEGMENTS<br><input type="checkbox"/> Yes - Interview as an EXTRA unit<br><input type="checkbox"/> No - Do not interview | (8) SPECIAL PLACE SEGMENTS<br><input type="checkbox"/> Yes - Interview as an EXTRA unit<br><input type="checkbox"/> No - Do not interview  | (9) PERMIT SEGMENTS<br><input type="checkbox"/> Yes - Interview as an EXTRA unit<br><input type="checkbox"/> No - Do not interview |
| (1) Sheet _____ Line _____  | (2) <input type="checkbox"/> Yes - SKIP to column (5) and mark according to Table A in Part C of manual<br><input type="checkbox"/> No | (3) <input type="checkbox"/> Yes<br><input type="checkbox"/> No - Mark "N" box in column (5)   | (4) <input type="checkbox"/> Yes - Mark "HU" box in column (6)<br><input type="checkbox"/> No - Mark "N" box in column (5)   | (5) <input type="checkbox"/> N - STOP Table X - Continue interview with original unit<br><input type="checkbox"/> HU } Fill column (6), (7), (8), or (9) as appropriate<br><input type="checkbox"/> OT }                                      | (6) <input type="checkbox"/> Yes - Interview as an EXTRA unit<br><input type="checkbox"/> No - Do not interview                  | (7) <input type="checkbox"/> Yes - Interview as an EXTRA unit<br><input type="checkbox"/> No - Do not interview                  | (8) <input type="checkbox"/> Yes - Interview as an EXTRA unit<br><input type="checkbox"/> No - Do not interview  | (9) <input type="checkbox"/> Yes - Interview as an EXTRA unit<br><input type="checkbox"/> No - Do not interview                    |

Facsimile of the American Housing Survey Questionnaire: 1991

FORM AHS-62 (11-90) U.S. DEPARTMENT OF COMMERCE BUREAU OF ECONOMIC ANALYSIS AND STATISTICS DEPARTMENT OF HOUSING AND URBAN DEVELOPMENT

**AMERICAN HOUSING SURVEY METROPOLITAN SAMPLE 1991 OCCUPIED HOUSING UNITS**

1. Control number **-410-** PSU Segment Serial Sample Panel F I

2a. Date of first visit: Month Day Year

b. Field Representative name

6. Interview method  
 Personal visit  
 Telephone

3. Check item (See Control Card item 6.)  
 Control number in sample last enumeration period — *Control Card item 4*  
 Control number in sample for first time this enumeration period — *Skip to item 6*

4. (See Control Card items 11 and 14.)  
 Is any household member the same this time as last enumeration period?  
 URE household  
 Yes  
 No  
 Don't know

5. Is this the same (house/apartment/mobile home) that was at this address last enumeration period? Mark if house/apartment. Ask if mobile home.  
 Yes  
 No, for example, replacement mobile home, wrong unit interviewed last time, etc.

6. Type of interview  
 Regular occupied — (One or more "1's" in Control Card item 14) — *Go to item 20, page 3*  
 URE occupied — (All "2's" in Control Card item 14) — *Go to item 124, page 30*  
 Type A noninterview

7. Type A noninterview reason  
 01 No one home  
 02 Temporarily absent  
 03 Refused  
 04 Unable to locate  
 05 Other occupied — *Specify*

8. Occupancy status for Type A noninterviews  
 01 Occupied as a usual residence by at least one person  
 02 All occupants have a usual residence elsewhere  
 03 Don't know  
*Go to Control Card item 9*

9. Mortgage (See item 94, page 19.)  
 0070 Mortgage information not required OR callback not required  
 Callback required —  
 2 Information obtained  
 3 Unable to obtain information — *Explain*

10-13. WASHINGTON USE ONLY

14a. Field Representative: Is there any information for this sample unit which should be reviewed by the office prior to data keying?  
 0138 1 Review not required  
 2 Review required

Notes

b. OFFICE USE ONLY  
 0139 2 Review completed

15. OFFICE USE ONLY

a. EDIT FOLLOWUP REQUIRED

0136 Page Item  
 0137 Page Item  
 0138 Page Item

b. SOURCE OF RESOLUTION  
 0140 1 Respondent  
 2 Field Representative  
 3 Regional Office staff  
 4 Washington  
 5 Other — *Specify*

c. OFFICE USE ONLY  
 0141 Editor's code  
 0142

16. In what language was the interview conducted?  
 0143 1 English  
 2 Spanish  
 3 Other — *Specify*

17. Address correction/address addition  
**- 510 -**  
 First address line  
 Second address line  
 Piece of city State ZIP Code

18-19. WASHINGTON USE ONLY

Facsimile of the American Housing Survey Questionnaire: 1991—Continued

| REGULAR OCCUPIED  |   |
|---|---|
| <p>MARK OR ASK -</p> <p>20. Are your living quarters in a -<br/>(Read all answer categories.)</p> <p>1 <input type="checkbox"/> Mobile home<br/>2 <input type="checkbox"/> One-unit building, detached from any other building<br/>3 <input type="checkbox"/> One-unit building, attached to one or more buildings - Skip to item 22b<br/>4 <input type="checkbox"/> Building with two or more apartments? - Skip to item 21b</p> | <p>1120</p> <p>1 <input type="checkbox"/> Yes - Fill Table X on Control Card, then go to item 21b<br/>2 <input type="checkbox"/> No - Skip to item 23 and mark box 1 or 4</p> <p>1140</p> <p>Number - Skip to item 23 and mark box 3 or 5</p> |
| <p>21a. Are there any occupied or vacant apartments besides your own in the (building/mobile home)?</p> <p>1 <input type="checkbox"/> Yes<br/>2 <input type="checkbox"/> No<br/>3 <input type="checkbox"/> Don't know</p>   | <p>1150</p> <p>Skip to item 22c</p>   |
| <p>b. How many apartments are in the (building/mobile home)?</p> <p>1 <input type="checkbox"/> Yes<br/>2 <input type="checkbox"/> No<br/>3 <input type="checkbox"/> Don't know</p>  | <p>1160</p> <p>Number - If one, reask item 22a and correct entry.<br/>If more than one, skip to item 23 and mark box 3.</p>   |
| <p>22a. Does your (house/apartment) share an attic or basement with the (house/apartment) next door?</p> <p>1 <input type="checkbox"/> Yes<br/>2 <input type="checkbox"/> No<br/>3 <input type="checkbox"/> Don't know</p>  | <p>1170</p> <p>Skip to item 22e</p>   |
| <p>b. How many (houses/apartments) including your own share the attic or basement?</p> <p>1 <input type="checkbox"/> Yes<br/>2 <input type="checkbox"/> No<br/>3 <input type="checkbox"/> Don't know</p>  | <p>1180</p> <p>Number - If one, reask item 22c and correct entry.<br/>If more than one, skip to item 23 and mark box 3.</p>   |
| <p>c. Does your (house/apartment) share a furnace or boiler with the (house/apartment) next door?</p> <p>1 <input type="checkbox"/> Yes<br/>2 <input type="checkbox"/> No<br/>3 <input type="checkbox"/> Don't know</p>   | <p>1190</p> <p>Fill Table X on Control Card, then go to item 22f</p>  |
| <p>d. How many (houses/apartments) including your own share the furnace or boiler?</p> <p>1 <input type="checkbox"/> Yes<br/>2 <input type="checkbox"/> No<br/>3 <input type="checkbox"/> Don't know</p>  | <p>1200</p> <p>Number - If one, reask item 22e and correct entry.<br/>If more than one, go to item 23 and mark box 3.</p>   |
| <p>23. Check item Final structure type classification based on entries in items 20-22.</p> <p>1 <input type="checkbox"/> One-unit building - detached<br/>2 <input type="checkbox"/> One-unit building - attached<br/>3 <input type="checkbox"/> Two-or-more-unit building<br/>4 <input type="checkbox"/> Mobile home - one unit<br/>5 <input type="checkbox"/> Mobile home - two-or-more units</p>                               | <p>1210</p> <p>Skip to item 25a</p>   |
| <p>24. Is the house built -<br/>(Read answer categories until a "Yes" reply is received.)</p> <p>1 <input type="checkbox"/> With a basement under all the building?<br/>2 <input type="checkbox"/> With a basement under part of the building?<br/>3 <input type="checkbox"/> With a crawl space?<br/>4 <input type="checkbox"/> On a concrete slab?<br/>5 <input type="checkbox"/> In some other way? - Specify</p>              | <p>1220</p>   |
| <p>25a. Is the (house/apartment) part of a condominium or cooperative?</p> <p>1 <input type="checkbox"/> Yes<br/>2 <input type="checkbox"/> No<br/>3 <input type="checkbox"/> Don't know</p>  | <p>1230</p> <p>Skip to item 26a, page 4</p>   |
| <p>b. To the Census Bureau, a cooperative is property which is owned by a corporation. Each shareholder is entitled to occupy an individual unit. Is this what you mean when you say this is a cooperative?</p> <p>1 <input type="checkbox"/> Yes<br/>2 <input type="checkbox"/> No - Reask item 25a and correct entry</p>  | <p>1240</p>   |

| REGULAR OCCUPIED - Continued  |   |
|---|---|
| <p>26a. How many of each of the following rooms does the (house/apartment) have?<br/>(For a one room efficiency or studio apartment, enter "1" for living room, enter the correct number of bedrooms, and mark "None" for all other rooms.)</p> <p>(1) Bedrooms? 1240 Number <input type="checkbox"/> None</p> <p>(2) How many full bathrooms with hot and cold piped water, AND a sink, AND a flush toilet, AND a bathtub or shower? 1250 Number <input type="checkbox"/> None</p> <p>(3) How many half bathrooms? (Toilet OR bathtub OR shower) 1260 Number <input type="checkbox"/> None</p> <p>(4) Kitchens? 1270 Number <input type="checkbox"/> None</p> <p>(5) Living rooms? 1280 Number <input type="checkbox"/> None</p> <p>(6) Separate dining rooms? 1290 Number <input type="checkbox"/> None</p> | <p>1300</p> <p>1 <input type="checkbox"/> Yes<br/>2 <input type="checkbox"/> No - Skip to item 27</p> |
| <p>b. Are there any other rooms?<br/>(Exclude halls, foyers, pantries, garages, porches or areas that aren't separated by a partition, floor-to-ceiling wall extending at least a few inches into room.)</p> <p>1 <input type="checkbox"/> Yes<br/>2 <input type="checkbox"/> No</p>  | <p>1310</p> <p>Number of family rooms, dens, recreation rooms and/or libraries</p>                    |
| <p>c. What are they?<br/>(Complete all 3 parts)</p> <p>1 <input type="checkbox"/> Yes<br/>2 <input type="checkbox"/> No</p>   | <p>1320</p> <p>Number of rooms that are business space with direct access to outside</p>              |
| <p>1 <input type="checkbox"/> Yes<br/>2 <input type="checkbox"/> No</p>   | <p>1330</p> <p>Number of other rooms, finished or unfinished</p>                                      |
| <p>27. Does the (house/apartment) have a kitchen sink?<br/>(For this household's use only)</p> <p>1 <input type="checkbox"/> Yes<br/>2 <input type="checkbox"/> No</p>  | <p>1340</p>   |
| <p>28. Check item (See item 23b).<br/>1 <input type="checkbox"/> Yes or more full bathrooms - Skip to item 29c<br/>2 <input type="checkbox"/> No full bathrooms - Ask item 29b</p>  | <p>1350</p>   |
| <p>29a. Does the (house/apartment) have a bathtub or shower for this household's use only?</p> <p>1 <input type="checkbox"/> Yes<br/>2 <input type="checkbox"/> No</p>  | <p>1360</p>   |
| <p>b. Does the (house/apartment) have a flush toilet for this household's use only?</p> <p>1 <input type="checkbox"/> Yes - Skip to item 30a<br/>2 <input type="checkbox"/> No - Skip to item 31a, page 5</p>   | <p>1370</p>   |
| <p>c. (Is the bathroom/Are the bathrooms) for this household's use only?</p> <p>1 <input type="checkbox"/> Yes, exclusive use<br/>2 <input type="checkbox"/> No, shared</p>   | <p>1380</p>   |
| <p>30a. In the last 3 months, were there any times when all the toilets in the home were not working?<br/>(While household was living here if less than 3 months)</p> <p>1 <input type="checkbox"/> Yes<br/>2 <input type="checkbox"/> No</p>   | <p>1390</p> <p>Number of toilet breakdowns - Skip to item 31a, page 5</p>                             |
| <p>b. How many of these breakdowns lasted 6 hours or more?</p> <p>1 <input type="checkbox"/> Yes<br/>2 <input type="checkbox"/> No</p>  | <p>1400</p> <p>Number of toilet breakdowns lasting 6 hours or more</p>                                |

Facsimile of the American Housing Survey Questionnaire: 1991—Continued

| REGULAR OCCUPIED — Continued  |  |
|---|--|
| <p><b>31a.</b> Is all the wiring in the finished areas of your home concealed either in walls or metal coverings?<br/>(Exclude appliance cords, extension cords, chandelier cords, telephone, antenna, or cable TV wires.)</p> <p><b>b.</b> Does every room have an electric outlet or wall plug that works?</p> <p><b>c.</b> Have any fuses blown or circuit breakers tripped in the last 3 months?<br/>(For the home)<br/>(While household was living here if less than 3 months)</p> <p><b>d.</b> How many times in the last 3 months?</p> | <p>1390 <input type="checkbox"/> Yes, concealed<br/><input type="checkbox"/> No</p> <p>1400 <input type="checkbox"/> Yes<br/><input type="checkbox"/> No</p> <p>1410 <input type="checkbox"/> Yes<br/><input type="checkbox"/> No<br/><input type="checkbox"/> Don't know } Skip to item 32a</p> <p>1420 _____ Number</p> <p>1430 <input type="checkbox"/> Yes<br/><input type="checkbox"/> No — Skip to item 32c</p> <p>1440 <input type="checkbox"/> Roof<br/><input type="checkbox"/> Basement<br/><input type="checkbox"/> Walls or around closed windows or closed doors<br/><input type="checkbox"/> Other — Specify _____</p> <p>1450 <input type="checkbox"/> Yes<br/><input type="checkbox"/> No — Skip to item 32a</p> <p>1460 <input type="checkbox"/> Own plumbing fixtures backed up and/or overflowed<br/><input type="checkbox"/> Pipes leaked (include pipe leaks from other apartments.)<br/><input type="checkbox"/> Other or unknown — Specify _____</p> <p>1470 <input type="checkbox"/> Yes<br/><input type="checkbox"/> No — Skip to item 34a</p> <p>1480 <input type="checkbox"/> Electricity<br/><input type="checkbox"/> Gas<br/><input type="checkbox"/> Fuel oil<br/><input type="checkbox"/> Kerosene or other liquid fuel<br/><input type="checkbox"/> Coal or coke<br/><input type="checkbox"/> Wood<br/><input type="checkbox"/> Solar energy<br/><input type="checkbox"/> Other — Specify _____</p> <p>1490 <input type="checkbox"/> Yes<br/><input type="checkbox"/> No water stoppage — Skip to item 34a</p> <p>1500 _____ Water stoppages lasting 6 hours or more<br/><input type="checkbox"/> None lasted 6 hours</p> <p>1510 <input type="checkbox"/> Public or private water system — Skip to item 35a, page 6<br/><input type="checkbox"/> Individual well — Ask item 34b<br/><input type="checkbox"/> Spring<br/><input type="checkbox"/> Cistern<br/><input type="checkbox"/> Stream or lake<br/><input type="checkbox"/> Bottled water<br/><input type="checkbox"/> Other — Specify ? } Skip to item 35a, page 6</p> <p>1520 <input type="checkbox"/> Only this house/apartment<br/><input type="checkbox"/> 2<br/><input type="checkbox"/> 3<br/><input type="checkbox"/> 4<br/><input type="checkbox"/> 5<br/><input type="checkbox"/> 6 or more</p> <p>1530 <input type="checkbox"/> Drilled<br/><input type="checkbox"/> Dug</p> |
| <p><b>32a.</b> Has water leaked into your home from outside doors in the last 12 months?<br/>(Exclude plumbing or other inside leaks.)<br/>(While household was living here if less than 12 months)</p> <p><b>b.</b> Where did the water come in?<br/>(Mark all that apply.)</p> <p><b>c.</b> Have there been water leaks in the house/apartment from inside the building in the last 12 months?<br/>(While household was living here if less than 12 months)</p> <p><b>d.</b> Where did the water come from?<br/>(Mark all that apply.)</p>  | <p>1540 <input type="checkbox"/> Yes<br/><input type="checkbox"/> No</p> <p>1550 <input type="checkbox"/> None<br/><input type="checkbox"/> One<br/><input type="checkbox"/> 2 to 5<br/><input type="checkbox"/> 6 or more</p> <p>1560 <input type="checkbox"/> Yes<br/><input type="checkbox"/> No sewage breakdowns — Skip to item 36a</p> <p>1570 <input type="checkbox"/> Yes<br/><input type="checkbox"/> No</p> <p>1580 _____ Sewage breakdowns lasting 6 hours or more<br/><input type="checkbox"/> None lasted 6 hours</p> <p>1590 <input type="checkbox"/> Yes<br/><input type="checkbox"/> No — Skip to item 37a<br/>(For this household's use only)<br/>(Exclude ice boxes.)</p> <p>1600 <input type="checkbox"/> Yes<br/><input type="checkbox"/> No</p> <p>1610 <input type="checkbox"/> Yes<br/><input type="checkbox"/> No — Skip to item 38a</p> <p>1620 <input type="checkbox"/> Yes<br/><input type="checkbox"/> No</p> <p>1630 <input type="checkbox"/> Yes<br/><input type="checkbox"/> No — Skip to item 38c<br/>(For this household's use only)</p> <p>1640 <input type="checkbox"/> Yes<br/><input type="checkbox"/> No } If both are "No," skip to item 39a</p> <p>1650 <input type="checkbox"/> Yes<br/><input type="checkbox"/> No</p> <p>1660 <input type="checkbox"/> Yes<br/><input type="checkbox"/> No</p> <p>1670 <input type="checkbox"/> Electricity<br/><input type="checkbox"/> Gas<br/><input type="checkbox"/> Kerosene or other liquid fuel<br/><input type="checkbox"/> Coal or coke<br/><input type="checkbox"/> Wood<br/><input type="checkbox"/> Other — Specify _____<br/><input type="checkbox"/> No fuel used</p>  |
| <p><b>33a.</b> Does water for your home come from a public or private system, an individual well, or some other source?<br/>(Source used for drinking and cooking.)</p> <p><b>b.</b> How many (houses/apartments) does the well serve?</p> <p><b>c.</b> Is the well drilled or dug?</p>   | <p>1680 <input type="checkbox"/> Yes<br/><input type="checkbox"/> No</p> <p>1690 <input type="checkbox"/> Yes<br/><input type="checkbox"/> No — Skip to item 40a, page 7</p> <p>1700 <input type="checkbox"/> Yes<br/><input type="checkbox"/> No</p>  |

| REGULAR OCCUPIED — Continued   |  |
|--|--|
| <p><b>35a.</b> Is the (house/apartment) connected to a public sewer?</p> <p><b>b.</b> What means of sewage disposal does the (house/apartment) have?</p> <p><b>c.</b> How many (houses/apartments) are connected to the septic tank/cesspool?</p> <p><b>d.</b> Did the sewage system break down in the last 3 months?<br/>(So that it was completely unusable)<br/>(While household was living here if less than 3 months)</p> <p><b>e.</b> How many of these breakdowns lasted 6 hours or more?</p> <p><b>36a.</b> Does your (house/apartment) have a refrigerator?<br/>(For this household's use only)<br/>(Exclude ice boxes.)</p> <p><b>b.</b> Is it more than 6 years old?<br/>(Age of newest if two or more)</p> <p><b>37a.</b> Does your (house/apartment) have a garbage disposal in the sink?</p> <p><b>b.</b> Is it more than 5 years old?</p> <p><b>38a.</b> Does your (house/apartment) have a cookstove or range with an oven?<br/>(For this household's use only)<br/>(Include microwaves. Exclude toaster-ovens and portable burners.)</p> <p><b>b.</b> Does your (house/apartment) have —<br/>(For this household's use only)<br/>(1) an oven?<br/>(Include microwaves. Exclude toaster-ovens.)<br/>(2) cooking burners?<br/>(Exclude portable burners.)<br/><b>c.</b> (Is it/Are they) more than 5 years old?<br/>(Age of newest if two or more)</p> <p><b>d.</b> What fuel is used MOST for cooking?</p> <p><b>39a.</b> Does your (house/apartment) have a dishwasher?</p> <p><b>b.</b> Is it more than 5 years old?</p> | <p>1840 <input type="checkbox"/> Yes — Skip to item 35d<br/><input type="checkbox"/> No</p> <p>1850 <input type="checkbox"/> Septic tank or cesspool — Ask item 35c<br/><input type="checkbox"/> Chemical toilet<br/><input type="checkbox"/> Outhouse or privy<br/><input type="checkbox"/> Other — Specify ? } Skip to item 36a</p> <p>1860 <input type="checkbox"/> None<br/><input type="checkbox"/> One<br/><input type="checkbox"/> 2 to 5<br/><input type="checkbox"/> 6 or more</p> <p>1870 <input type="checkbox"/> Yes<br/><input type="checkbox"/> No</p> <p>1880 <input type="checkbox"/> Yes<br/><input type="checkbox"/> No — Skip to item 37a</p> <p>1890 <input type="checkbox"/> Yes<br/><input type="checkbox"/> No</p> <p>1900 <input type="checkbox"/> Yes<br/><input type="checkbox"/> No</p> <p>1910 <input type="checkbox"/> Yes<br/><input type="checkbox"/> No — Skip to item 38c</p> <p>1920 <input type="checkbox"/> Yes<br/><input type="checkbox"/> No</p> <p>1930 <input type="checkbox"/> Yes<br/><input type="checkbox"/> No</p> <p>1940 <input type="checkbox"/> Yes<br/><input type="checkbox"/> No } If both are "No," skip to item 39a</p> <p>1950 <input type="checkbox"/> Yes<br/><input type="checkbox"/> No</p> <p>1960 <input type="checkbox"/> Electricity<br/><input type="checkbox"/> Gas<br/><input type="checkbox"/> Kerosene or other liquid fuel<br/><input type="checkbox"/> Coal or coke<br/><input type="checkbox"/> Wood<br/><input type="checkbox"/> Other — Specify _____<br/><input type="checkbox"/> No fuel used</p> <p>1970 <input type="checkbox"/> Yes<br/><input type="checkbox"/> No — Skip to item 40a, page 7</p> <p>1980 <input type="checkbox"/> Yes<br/><input type="checkbox"/> No</p> |

Facsimile of the American Housing Survey Questionnaire: 1991—Continued

**REGULAR OCCUPIED - Continued**

1710 Does your (house/apartment) have a washing machine (---/in the apartment)?  Yes  No - Skip to item 41a

1720 b. Is it more than 5 years old?  Yes  No

1730 41a. Does your (house/apartment) have a clothes dryer (---/in the apartment)?  Yes  No - Skip to item 42a

1740 b. Is it more than 5 years old?  Yes  No

1750 c. What kind of fuel does the dryer use?  Electricity  Gas  Other - Specify \_\_\_\_\_

1760 42a. Does your (house/apartment) have central air conditioning?  Yes  No - Skip to item 42c

1770 b. What kind of fuel does it use?  Electricity  Gas  Other - Specify \_\_\_\_\_ Skip to item 43a

1780 c. Do you use any room air conditioners?  Yes  No - Skip to item 43a

1790 d. How many? \_\_\_\_\_ Number

1800 43a. What fuel is used MOST for heating the (house/apartment)?  Electricity  Gas  Fuel oil  Kerosene or other liquid fuel  Coal or coke  Wood  Solar energy  Other - Specify \_\_\_\_\_  None - Skip to item 44, page 8

1810 b. Besides (fuel marked in item 43a), what other fuel is used for heating the (house/apartment)? (Mark all that apply.)  Electricity  Gas  Fuel oil  Kerosene or other liquid fuel  Coal or coke  Wood  Solar energy  Other - Specify \_\_\_\_\_

Notes \_\_\_\_\_

**REGULAR OCCUPIED - Continued**

1830 44. Does the (house/apartment) have a usable (---/in the apartment)?  Yes  No

1840 PLEASE LOOK AT THIS CARD. 45a. What type of heating equipment is used MOST to heat the (house/apartment)? (Read answer categories until heating equipment used most is mentioned.)  A central warm-air furnace with air vents or ducts to the individual rooms? - Ask item 45b  Steam or hot-water system with radiators OR other system using steam or hot water?  Electric heat pump?  Other built-in electric units permanently installed in wall, ceiling, or baseboards?  Floor, wall, or other built-in, hot-air heater without ducts?  Kerosene, gas, or oil room heater(s), VENTED to the outside through a chimney, flue, or pipes?  UNVENTED kerosene, gas, or oil room heaters?  Portable electric heater(s)?  Stove(s)?  Fireplace(s) WITH inserts, that is, installed equipment designed to circulate more heat into the room?  Fireplace(s) with NO inserts?  Some other type of heating equipment? - Specify \_\_\_\_\_ Skip to item 46a

1840 MARK OR ASK. b. Is the heating fuel for the furnace electricity?  Yes, electricity  No - Skip to item 46a

1840 c. Is that a heat pump?  Yes  No

1850 46a. What other kinds of heating equipment does the (house/apartment) have or use? (Mark all that apply.)  A central warm-air furnace with air vents or ducts to the individual rooms  Steam or hot-water system with radiators OR other system using steam or hot water  Electric heat pump  Other built-in electric units permanently installed in wall, ceiling, or baseboards without ducts  Floor, wall, or other built-in, hot-air heater  Kerosene, gas, or oil room heater(s), VENTED to the outside through a chimney, flue, or pipes  UNVENTED kerosene, gas, or oil room heaters  Portable electric heater(s)  Stove(s)  Fireplace(s) WITH inserts, that is, installed equipment designed to circulate more heat into the room  Fireplace(s) with NO inserts  Some other type of heating equipment - Specify \_\_\_\_\_

1860 b. Anything else?  Yes - Mark appropriate box(es), then go to item 47a, page 9  No - Go to item 47a, page 9

Notes \_\_\_\_\_

Facsimile of the American Housing Survey Questionnaire: 1991—Continued

**REGULAR OCCUPIED — Continued**

47a. Last winter was there any time when the (house/apartment) was so cold for 24 hours or more that it caused anyone in your household discomfort?   
 1880  Yes — Ask item 47b   
 No   
 2  Did not live here last winter } Skip to item 48a   
 3  All MOVED in before prior year date of interview — Go to item 51b   
 New sample unit (no prior year date entered in Control Card item 9a) — Skip to item 52a

b. Was that because the heating equipment broke down?   
 1890  Yes   
 No, didn't break down — Skip to item 47b

c. How many times did (if they all) break down for 6 hours or more?   
 1900 \_\_\_\_\_ Number of breakdowns lasting 6 hours or more   
 Never broken for 6 hours

d. Was it cold for any other reason?   
 1910  Yes   
 No — Skip to item 48a

e. What was the reason?   
 1920  Utility interruption   
 Inadequate heating capacity   
 Inadequate insulation   
 Other — Specify \_\_\_\_\_

48a. Does the (house/apartment) have a porch, deck, balcony, or patio?   
 (Measuring at least four feet by four feet)   
 (Exclude if already counted as a room.)   
 1930  Yes   
 No

b. Does the (house/apartment) have open cracks or holes in the inside walls or ceilings?   
 (Cracks thicker than a dime)   
 1940  Yes   
 No

c. Does the (house/apartment) have holes in the floors?   
 (Big enough for someone to trip in)   
 1950  Yes   
 No

d. Does the (house/apartment) have any area of floor that is uneven with a pit or hole larger than 8 inches by 11 inches?   
 (The size of a weekly news magazine or standard letter)   
 1960  Yes   
 No

e. In the last 3 months have you seen any rats or signs of rats in the building?   
 1970  Yes   
 No

49. On a scale of 1 to 10, how would you rate the (house/apartment) as a place to live? 1 is best, 10 is worst.   
 1980 \_\_\_\_\_

50. How would you rate the neighborhood on a scale of 1 to 10? 1 is best, 10 is worst.   
 (Mark "No neighborhood," if respondent volunteers this answer.)   
 1990  No neighborhood — Skip to item 51a, page 10   
 Yes   
 No — Skip to item 51a, page 10

b. Is there anything about the neighborhood that bothers you?   
 2000 \_\_\_\_\_

c. What?   
 (Write exact words and mark all that apply.)   
 2010  No problem   
 Crime   
 Noise   
 Traffic   
 Litter or housing deterioration   
 Poor city/county services   
 Undesirable commercial, institutional, or industrial property   
 People   
 Other \_\_\_\_\_

**REGULAR OCCUPIED — Continued**

51a. Check item (Mark first box that applies.) (See Control Card items 8a and 28.)   
 Prior year date entered in Control Card item 8a   
 Respondent MOVED here after prior year date of interview — Skip to item 52a   
 Other (a) but not respondent MOVED here after prior year date of interview — Skip to item 59, page 11   
 All MOVED in before prior year date of interview — Go to item 51b   
 New sample unit (no prior year date entered in Control Card item 9a) — Skip to item 52a

b. Check item (See Control Card item 8b.)   
 Owned — Skip to item 73a, page 19   
 Rented — Skip to item 64a, page 14   
 No cash rent — Skip to item 64c, page 14

52a. What are the reasons you moved from your last residence?   
 (Mark all that apply.)   
 2030  A private company or person wanted to use it for some purpose.   
 Forced to leave by the government   
 Disaster loss (fire, flood, etc.)   
 New job or job transfer   
 To be closer to work/school/other   
 Other, financial/employment related   
 2040  To establish own household   
 Needed larger house or apartment   
 Married, widowed, divorced, or separated   
 Other, family/personal related   
 2050  Wanted better quality house (apartment)   
 Change from owner to renter OR renter to owner to maintain   
 2060  Wanted lower rent or less expensive house   
 Other housing related reasons   
 Other — Specify \_\_\_\_\_   
 All reasons of equal importance

b. MARK if only one box checked in item 52a OR ASK if two or more boxes checked — \_\_\_\_\_ Number from item 52a   
 What is the MAIN reason you moved?   
 2070 \_\_\_\_\_

53. Check item (Mark first box that applies.)   
 Box 1 marked in item 52a — Ask item 54a   
 Box 2 marked in item 52a — Skip to item 54b   
 Boxes 1 and 2 blank in item 52a — Skip to item 54c

54a. Did you leave —   
 (1) Because the owner, or members of the owner's family were going to move into that residence?   
 2080  Yes — Skip to item 55a, page 11   
 No   
 (2) Because that unit was going to become a condominium or cooperative?   
 2090  Yes — Skip to item 55a, page 11   
 No   
 (3) Because that residence was closed for repairs?   
 2100  Yes } Skip to item 55a, page 11   
 No }   
 b. Did you leave —   
 (1) Because the government wanted to use the land or building for some other purpose?   
 2110  Yes — Skip to item 55a, page 11   
 No   
 (2) Because that residence was condemned by the government as unfit for occupancy?   
 2120  Yes } Skip to item 55a, page 11   
 No }   
 c. In addition to the reasons given, did you leave —   
 (1) Because a private company or person wanted to use it for some purpose?   
 2130  Yes — Ask (2)   
 No — Skip to (5)   
 (2) Was that because the owner or members of the owner's family were going to move into that residence?   
 2140  Yes — Skip to item 55a, page 11   
 No — Ask (3)   
 (3) Because it was going to be a condominium or cooperative?   
 2150  Yes — Skip to item 55a, page 11   
 No — Ask (4)   
 (4) Because it was closed for repairs?   
 2160  Yes } Skip to item 55a, page 11   
 No }   
 (5) Because the government forced you to leave?   
 2170  Yes — Ask (6)   
 No — Skip to item 55a, page 11   
 (6) Was that because the government wanted to use the land or building for some other purpose?   
 2180  Yes — Skip to item 55a, page 11   
 No — Ask (7)   
 (7) Because it was condemned by the government as unfit for occupancy?   
 2190  Yes   
 No

Facsimile of the American Housing Survey Questionnaire: 1991—Continued

**REGULAR OCCUPIED — Continued**

**55a.** When you were going to move, did you look for a (house/apartment) in any neighborhood other than this?  1 Yes  2 No

**b.** Why did you choose this NEIGHBORHOOD? (Write exact words and mark all that apply.)

2210  Convenient to job  
 Convenient to friends or relatives  
 Convenient to leisure activities  
 Convenient to public transportation  
 Good schools  
 Other public services  
 Looks/design of neighborhood  
 House was most important  
 Other

2220 \*  Box number from item 55b  
 All reasons of equal importance

2230  1 Yes  2 No  3 Looked at only this unit

**55b.** Before you moved, did you look at both (houses/mobile homes) and apartments?

**b.** Why did you choose this particular (house/apartment)? (Write exact words and mark all that apply.)

2240  Financial reasons  
 Room layout/design  
 Kitchen  
 Size  
 Exterior appearance  
 Yard/tree/view  
 Quality of construction  
 Only one available  
 Other — Specify \_\_\_\_\_

2250 \*  Box number from item 55b  
 All reasons of equal importance

**c.** What is the MAIN reason you chose this (house/apartment)?

2260  1 Better  2 Worse  3 About the same  4 Same neighborhood

**57.** Is this (house/apartment) better, worse, or about the same as your last home?

2270  1 Better  2 Worse  3 About the same

**58.** Check item (See Control Card items 8a and 25.)  
 Only one person MOVED in (letter prior year date of interview/new sample unit) — Skip to item 61a, page 12, enter line number in Group 1 column, and continue with item 61b.  
 Two or more persons MOVED in (letter prior year date of interview/new sample unit) — Ask item 60a

**60a.** Either you told me that ... (Specify names of movers/movees and their addresses.) Did (all of your/their) moves here from the same previous residence?  1 Yes  2 No — Skip to item 61a, page 12

**b.** INSTRUCTION (See Control Card item 28.)  
 If all moved in within a 6-month period — Skip to item 61a, page 12, enter the numbers in Group 1 column, and continue with item 61b.  
 If people moved in more than 6 months apart — Put them in separate groups in item 61a on pages 12 and 13 and ask items 61b—m for each group.

**REGULAR OCCUPIED — Continued**

**b1a.** Which people moved here from the same previous residence? Enter line numbers of all people who come from first home mentioned under Group 1, the line numbers of all people who come from the second home mentioned under Group 2, etc. If people moved from same previous residence but more than 6 months apart, put them in separate groups. Then ask items 61b—m for each mover group.

2310 \_\_\_\_\_ Line numbers

2320 \_\_\_\_\_

2330 \_\_\_\_\_

2340 0 Outside U.S. Skip to item 61h

2343 City or Place \_\_\_\_\_

2344 County \_\_\_\_\_

2345 State \_\_\_\_\_

2346 ZIP Code \_\_\_\_\_

2360  1 Yes  2 No or not incorporated place  3 Don't know

2370 \_\_\_\_\_ Zone code  
 Off map \_\_\_\_\_ Zone alpha (if any) \_\_\_\_\_

2380  1 A house?  2 An apartment?  3 A mobile home?  4 Or some other type of residence? — Skip to item 61h.

2390  1 Owned or being bought by someone in that household?  2 Rented for cash?  3 Occupied without payment of cash rent?  4 No ... Skip to item 61i  5 Yes, condominium  6 Yes, cooperative

2400  1 Yes  2 No — Reask item 61h and correct entry

2410 \_\_\_\_\_ If one, skip to item 61m; if more than one, ask item 61k

2420  1 Yes — Skip to item 61m  2 No

2430  1 Yes  2 No

2440  1 Increased  2 Stayed about same  3 Decreased  4 Don't know

Go to next mover group. If none, go to item 62, page 14. (Compare their share, if not whole household.)

**b.** What city, county, and State did ( ... ) (Specify names for line numbers in item 61a1/you) live in just before moving here? (Enter 2-character State code from flashcard.)

**c.** What was the ZIP Code?

**d.** Did (you/they) live inside the incorporated limits of (City above)?

**e.** Enter zone number OR hand respondent zone map and ask — This map is divided into zones. Which zone did ( ... ) (Specify names for line numbers in item 61a1/you) live in just before moving here? (If necessary, obtain any information needed to locate on map, such as street address, nearest intersecting streets or proximity to a landmark.)

**f.** Was that residence — (Read all answer categories.)

**g.** Was that home — (Read all answer categories.)

**h.** Was that part of a condominium or cooperative?

**i.** To the Census Bureau, a cooperative is property which is owned by a corporation. Each shareholder is entitled to occupy an individual unit. Is this what you mean when you say this is a cooperative?

**j.** How many people lived in that household just before the move?

**k.** Was that home (owned/rented) by someone who moved here?

**l.** Was it (owned/rented) by a relative?

**m.** When ( ... ) (Specify names for line number in item 61a1 and you) moved, did (your/their) housing costs increase, decrease, or stay about the same, including utilities and (mortgage/rent)? (Compare their share, if not whole household.)



Facsimile of the American Housing Survey Questionnaire: 1991—Continued

**REGULAR OCCUPIED — Continued**

**62. INTRODUCTION:** The next questions are about your current residence.

**63. Check item (See Control Card item 8b.)**  
 Current residence is —  
 Owned — Skip to item 73a, page 15  
 Rented — Go to item 64g  
 No cash rent — Skip to item 64c

**64a. How often is the rent due?**  
 2510 \$ \_\_\_\_\_ Times per year  
 12  Monthly

**b. How much is the rent?**  
 (Include total amount paid by household AND any other source.)  
 (If parking priced separately, exclude it here and mark NO to items 64m and 64n without asking.)  
 2510 \$ \_\_\_\_\_ Times per year  
 12  Monthly

**c. Check item (See item 23, page 3.)**  
 Mobile home either one-unit or two-or-more-units — Ask item 64d  
 Not a mobile home — Skip to item 64m

**d. Do you pay separate rent for the land?**  
 (If land occupied in exchange for services, mark "Yes" and "No cash rent" in item 64j.)  
 2511  Yes  
 2  No — Skip to item 64g

**e. How many times a year is the (land/site) rent due?**  
 2512 \_\_\_\_\_ Times per year  
 12  Monthly

**f. What is the cost each ... (Billing period)?**  
 2513 \$ \_\_\_\_\_ Times per year  
 0  No cash rent  
 9997  Included in mobile home park fee or association fee

**g. (.../In addition to the land rent), do you pay any (.../additional) mobile home park fee?**  
 3550  Yes  
 2  No — Skip to item 64j

**h. How many times a year is the fee due?**  
 3555 \_\_\_\_\_ Times per year  
 12  Monthly

**i. What is the cost each ... (Billing period)?**  
 3500 \$ \_\_\_\_\_ Times per year  
 0  Included in mobile home rent

**j. Are there any (.../other) required fees for utility hookups, mobile home association fees, and so forth?**  
 - 6 11 +  
 2517  Yes  
 2  No — Skip to item 64m

**k. How many times a year are the fees due?**  
 2518 \_\_\_\_\_ Times per year  
 12  Monthly

**l. What is the average cost each ... (Billing period) for those fees?**  
 2519 \$ \_\_\_\_\_ Times per year  
 0  Monthly

**m. Is a garage or carport included (in the rent/with the home)?**  
 2520  Yes — Skip to item 65a, page 15  
 2  No

**n. Is an offstreet parking space included?**  
 2530  Yes  
 2  No

Notes

FORM AHS 62111 30-90

**REGULAR OCCUPIED — Continued**

**GROUP 2** - 6 15 +  
 Line numbers  
 2310  
 2320  
 2330  
 2340  Outside U.S. — Skip to item 61n

**GROUP 3** - 6 16 +  
 Line numbers  
 2310  
 2320  
 2330  
 2340  Outside U.S. — Skip to item 61n

**GROUP 4** - 6 17 +  
 Line numbers  
 2310  
 2320  
 2330  
 2340  Outside U.S. — Skip to item 61n

**- 7 15 +**  
 City or place  
 County  
 State

**- 7 16 +**  
 City or place  
 County  
 State

**- 7 17 +**  
 City or place  
 County  
 State

**2360**  Yes  
 2  No or not incorporated place  
 3  Don't know

**2370** \_\_\_\_\_ Zone code  
 00  Off map

**- 6 15 +**  
 Zone alpha (if any)

**2380**  A house?  
 2  An apartment?  
 3  A mobile home?  
 4  Or some other type of residence? — Skip to item 61n.

**2390**  Owned or being bought by someone in that household?  
 2  Rented for cash?  
 3  Occupied without payment of cash rent?

**2400**  No  
 2  Yes, condominium } Skip to item 61i  
 1  Yes, cooperative } 61j

**2410**  Yes — Reask item 61h and correct entry  
 2  No — Reask item 61h and correct entry

**2420**  Yes — Skip to item 61m  
 2  No — Skip to item 61m

**2430**  Yes  
 2  No

**2440**  Increased  
 2  Stayed about same  
 3  Decreased  
 4  Don't know

Go to next mover group.  
 If none, go to item 62, page 14.

FORM AHS 62111 30-90

Facsimile of the American Housing Survey Questionnaire: 1991—Continued

**REGULAR OCCUPIED — Continued**

65. Is the building owned by a public housing authority?  
 Yes — Skip to item 65g  
 No

66. Does the Federal government pay some of the cost of the unit?  
 Yes — Skip to item 65g  
 No

67. Does the State or local government pay some of the cost of the unit?  
 Yes — Skip to item 65g  
 No

68. Do (you/the people living here) have to report the household's income to someone every year so they can set the rent?  
 Yes — Skip to item 66  
 No

69. Does the local government limit the rent on the unit through rent control or rent stabilization?  
 Yes — Skip to item 66  
 No

70. Is the rent adjusted because someone in the household works for or is related to the owner?  
 (If "Yes" checked in Control Card item 6b, mark "None" without asking.)  
 Yes  
 No

71. Of the ... (amount from 64b) rent you reported, how much is this household required to pay?  
 None

72. Check item (See item 23, page 3.)  
 Mobile home either one-unit or two-or-more units — Skip to item 68  
 Not a mobile home — Ask item 67

73. About when was the building originally built?  
 1980 or later  
 1979  
 75-78  
 70-74  
 60-69  
 50-59  
 40-49  
 30-39  
 20-29  
 1919 or earlier  
 1980 or later  
 No, moved from another site  
 Don't know

74. Excluding the dealer's lot, is this the first site on which this mobile home was placed?  
 Yes, first site  
 No, moved from another site  
 Don't know

75. What is the model year of the mobile home?  
 1980 or later  
 1979  
 75-78  
 70-74  
 60-69  
 50-59  
 40-49  
 1939 or earlier

76. Were you the first (person/people) to occupy this home or did someone else live here before you?  
 First occupants  
 Previously occupied

**REGULAR OCCUPIED — Continued**

71. Check item (See item 23, page 3.)  
 Two-or-more-unit building or two-or-more-unit mobile home — Skip to item 109a, page 24  
 All others — Ask item 72a

72a. How large is the (lot/site) (include all connecting land that is owned or that is rented with the home.)  
 (If over 1 acre, drop any fractions, don't round up. If under one acre, convert to approximate square feet.)  
 One-eighth acre = 5500 sq. ft.  
 Quarter acre = 11000 sq. ft.  
 One-third acre = 14000 sq. ft.  
 Half acre = 22000 sq. ft.  
 Three-quarters acre = 33000 sq. ft.  
 One acre = 44000 sq. ft.  
 MARK OR ASK —  
 Is it more than 10 acres?  
 Yes  
 No

72b. Did someone in the household do most of the work reported in item 73a? (Specify time of work reported in item 73a.)  
 Yes  
 No

72c. How much did the job cost (--- not counting household members' (include materials and labor.)  
 No cost  
 No cost  
 No cost  
 No cost  
 No cost  
 No cost  
 No cost  
 No cost  
 No cost  
 No cost  
 No cost  
 No cost  
 No cost  
 No cost

73. These questions are about major repairs, improvements or alterations made to the (house/apartment) in the last 2 years. (Count work only once; include work in progress.) (While living here if less than 2 years.)

(1) Was all or part of the roof replaced in the last 2 years?  
 Yes, all  
 Yes, part  
 No

(2) Were any additions built?  
 Yes  
 No

(3) Was the kitchen remodeled or kitchen added?  
 Yes  
 No

(4) Were any bathrooms remodeled or added?  
 Yes  
 No

(5) Was any siding replaced or added in the last 2 years?  
 Yes  
 No

(6) Were any new storm doors or storm windows bought and installed?  
 Yes  
 No

(7) Was any major equipment, such as a furnace or central air conditioner, replaced or added?  
 Yes  
 No

(8) Was insulation added?  
 Yes  
 No

(9) Were any (---/other) major improvements, over \$500 each done in the last 2 years?  
 Yes  
 No

NOTE — If "Yes" was answered for one or more categories in item 73a, ask item 73b.

74. Check item (See item 73a.)  
 At least one "Yes" marked in item 73a — Ask item 76  
 All "No" in item 73a — Skip to item 76, page 17

75. Did the household get a low interest loan or grant from a government program to help pay for making any of these repairs or alterations to your home?  
 Yes  
 No

Facsimile of the American Housing Survey Questionnaire: 1991—Continued

**REGULAR OCCUPIED — Continued**

76. In the last YEAR, how much was spent on routine maintenance such as painting, repairs, etc.? (Exclude anything already mentioned.) (Exclude housecleaning.)  
 2890 \$ 00  Nothing

77. Check item 76a if the house is a mobile home.  If the house is a mobile home or two-or-more-unit mobile home — Skip to item 78.  If the house is a mobile home — Ask item 79.

78. About when was the building originally built?  
 2891 Month 01 Year 78 } Skip to item 81  
 2810  1979  1978  1977  1976  1975  1974  1973  1972  1971  1970  1969  1968  1967  1966  1965  1964  1963  1962  1961  1960  1959  1958  1957  1956  1955  1954  1953  1952  1951  1950  1949  1948  1947  1946  1945  1944  1943  1942  1941  1940  1939  1938  1937  1936  1935  1934  1933  1932  1931  1930  1929  1928  1927  1926  1925  1924  1923  1922  1921  1920  1919  1918  1917  1916  1915  1914  1913  1912  1911  1910  1909  1908  1907  1906  1905  1904  1903  1902  1901  1900  1899  1898  1897  1896  1895  1894  1893  1892  1891  1890 or later  7

79. Excluding the dealer's lot, is this the first site on which this mobile home was placed?  
 2900  Yes, first site  No, moved from another site  Don't know

80. What is the model year of the mobile home?  
 2910 Year 78 } Ask item 81  
 2810  1979  1978  1977  1976  1975  1974  1973  1972  1971  1970  1969  1968  1967  1966  1965  1964  1963  1962  1961  1960  1959  1958  1957  1956  1955  1954  1953  1952  1951  1950  1949  1948  1947  1946  1945  1944  1943  1942  1941  1940  1939  1938  1937  1936  1935  1934  1933  1932  1931  1930  1929  1928  1927  1926  1925  1924  1923  1922  1921  1920  1919  1918  1917  1916  1915  1914  1913  1912  1911  1910  1909  1908  1907  1906  1905  1904  1903  1902  1901  1900  1899  1898  1897  1896  1895  1894  1893  1892  1891  1890 or later  7

81. Were you the first (person/people) to occupy this home or did someone else live here before you?  
 2920  First occupants  Previously occupied

82a. When did this household buy the (house/apartment)? (If land and building bought at different times, building only)  
 2930 Year 78 } Year — Skip to item 82c  
 2930  Owner built it or had it built  Received as inheritance or gift

b. In what year did this household (inherit/receive) the home?  
 2940 Year 78 } Year — Skip to item 82a

c. What was the price? (Exclude closing costs.) (For mobile homes, exclude value of the land.)  
 2950 \$ 00

d. Was the main source of the down payment the sale of a previous home, savings, or something else? (If bought outright, enter main source of full payment.)  
 2960  Sale of previous home if sold during 12 months prior to purchase of new home — Skip to item 83a, page 76  Savings or cash on hand  Sale of other investment  Borrowing, other than a mortgage on this property  Inheritance or gift  Land where building was built used for financing  Other — Specify \_\_\_\_\_  No down payment made

e. Have any of the owners now living here/Have you ever owned a home before?  
 2970  Yes  No

**REGULAR OCCUPIED — Continued**

83a. Check item (See item 25a, page 3.)  
 Condominium or cooperative — Skip to item 87a  
 Not a condominium or cooperative — Go to item 83b

b. Check item (See item 23, page 3.)  
 One-unit building — Ask item 84a  
 One-unit mobile home — Skip to item 86a, page 19  
 Two-or-more-unit building or two-or-more-unit mobile home — Skip to item 86a

84a. How large is the (lot/lot?) (Include all connecting land that is owned or that is rented with the home.)  
 2980 \_\_\_\_\_ Square feet  
 OR  
 (If over 1 acre, drop any fractions, don't round up. If under one acre, convert to approximate square feet.)  
 2980 \_\_\_\_\_ Feet by  
 3000 \_\_\_\_\_ feet  
 OR  
 3010 \_\_\_\_\_ Whole acres  
 Don't know — Ask item 84b

b. MARK OR ASK —  
 Is it more than 10 acres?  Yes  No  Skip to item 86a  
 2  1  0

c. Is there a commercial establishment on the property?  
 Yes  No  Skip to item 85a  
 2  1  0

d. Is there a medical or dental office on the property?  
 Yes  No  Skip to item 85b  
 2  1  0

e. How much do you think the house and lot would sell for on today's market?  
 3100 \$ 00 Skip to item 89a, page 19

85a. Is there a medical or dental office on the property?  
 Yes  No  Skip to item 85b  
 2  1  0

b. How much do you think the house, (business/medical office) and lot would sell for on today's market?  
 3080 \$ 00

c. What is the value of the residential portion of this property?  
 3100 \$ 00 Skip to item 89a, page 19

86a. Is there a commercial establishment on the property?  
 Yes  No  Skip to item 86b  
 2  1  0

b. Is there a medical or dental office on the property?  
 Yes  No  Skip to item 86b  
 2  1  0

c. How much do you think the house and (Acresse from item 84a) would sell for on today's market?  
 3080 \$ 00

d. How much do you think the house and its (lot/yard) would sell for on today's market?  
 3100 \$ 00 Skip to item 89a, page 19

e. Is there a commercial establishment on the property?  
 Yes  No  Skip to item 86b  
 2  1  0

f. Is there a medical or dental office on the property?  
 Yes  No  Skip to item 86b  
 2  1  0

g. How much do you think the entire building and property would sell for on today's market?  
 3080 \$ 00

h. How much of that would apply to the apartment only?  
 3100 \$ 00 Skip to item 89a, page 19

87a. Is there a commercial establishment on the property?  
 Yes  No  Skip to item 87b  
 2  1  0

b. Is there a medical or dental office on the property?  
 Yes  No  Skip to item 87b  
 2  1  0

c. How much do you think the apartment would sell for on today's market?  
 3100 \$ 00 Skip to item 89a, page 19

Facsimile of the American Housing Survey Questionnaire: 1991—Continued

**REGULAR OCCUPIED — Continued**

188a. How large is the (lot/acre)?  
 (Include all connecting land that is owned or that is rented with the home.)  
 (If over one acre, drop any fractions, don't round up. If under one acre, convert to approximate square feet.)

One-eighth acre = 5500 sq. ft.  
 Quarter acre = 11000 sq. ft.  
 One-third acre = 14000 sq. ft.  
 Half acre = 22000 sq. ft.  
 Three-quarters acre = 33000 sq. ft.  
 One acre = 44000 sq. ft.

MARK OR ASK —

b. Is it more than 10 acres?  Yes  No

c. Is there a commercial establishment on the property?  Yes  No

d. Is there a medical or dental office on the property?  Yes  No

e. How much do you think the mobile home would sell for on today's market? (Do not include the value of the land.)  \$ 3100  \$ 00

f. Do you own the land?  Yes  No

g. How much do you think the land would sell for on today's market?  \$ 3100  \$ 00

89a. Is a garage or carport included with your home?  Yes  No

b. Is an offstreet parking space included?  Yes  No

90. Is the ownership of the (house/apartment) shared with anyone NOT living here?  Yes  No

91. Does anyone not living here pay some of the mortgage or utility costs?  Yes  No

92. The next questions are about mortgages or other loans such as Home Equity Loans, that are secured by the property. You may check your records if you wish.  
 Is there a mortgage or other loan on this (house/apartment)? (Include "Land contracts" and other loans SECURED BY THE PROPERTY.)  Yes  No

93. Did you get your mortgage through a State or local government program that provides lower cost mortgages?  Yes  No

94. Check the box that best describes the type of mortgage you have.  
 Reverse mortgage  
 Home equity loan  
 Other type of mortgage

Notes

**REGULAR OCCUPIED — Continued**

95. How many mortgages are there now on the home/property?  3270  3280  3290  3300  3310  3320  3330  3340  3350  3360  3370  3380  3390  3400  3410  3420

96a. Did you get the current (first/second) mortgage the same year you bought your home?  
 Yes  No

b. With regard to the (first/second) mortgage, did you get a new mortgage or did you assume someone else's mortgage?  
 New  Assumed  Wrap-around

c. How much was left to pay off when you assumed it?  \$ 3250  \$ 00

d. How many years remained on the mortgage then?  3260  3270  3280  3290  3300  3310  3320  3330  3340  3350  3360  3370  3380  3390  3400  3410  3420

e. What year did you get the mortgage?  1  9  Year

f. When you first obtained THIS mortgage, how many years was it for?  3280  3290  3300  3310  3320  3330  3340  3350  3360  3370  3380  3390  3400  3410  3420

g. At your current payments, how long would it take to pay off the loan?  3300  3310  3320  3330  3340  3350  3360  3370  3380  3390  3400  3410  3420

h. How much was borrowed?  3310  3320  3330  3340  3350  3360  3370  3380  3390  3400  3410  3420

i. Does this mortgage cover —  
 (1) Other homes or apartments besides this one?  Yes  No  
 (2) Farm land?  Yes  No  
 (3) A business on this property?  Yes  No

j. How much of the ... (Amount in item 95c or h) applies just to your home?  3320  3330  3340  3350  3360  3370  3380  3390  3400  3410  3420

k. What is the current interest rate on the mortgage? (Annual percentage rate) (Round down to nearest 1/4)  
 3360  3370  3380  3390  3400  3410  3420

l. What is the current monthly payment?  3380  3390  3400  3410  3420

m. Besides principal and interest, does this payment include —  
 (1) Property taxes?  Yes  No  
 (2) Homeowner's insurance?  Yes  No  
 (3) Anything else?  Yes  No

(4) How much were the other changes last year? (Do not include property taxes or homeowner's insurance.)  3420  \$ 00

Facsimile of the American Housing Survey Questionnaire: 1991—Continued

**REGULAR OCCUPIED — Continued**

**98a.** Check item (See item 23, page 3.)  
 Mobile home either one-unit or two-or-more-units — Skip to item 101a  
 Not a mobile home — Go to item 98b

**b.** Check item (See item 25a, page 3.)  
 Condominium or cooperative — Ask item 99a  
 All others — Skip to item 103a, page 23

**99a.** What were the real estate taxes last year for the (condominium/cooperative) unit? (Include school taxes, special assessments, and any other real estate taxes.) (Exclude taxes past due from other years.) (Subtract any rebates.)  
 3520 \$ 00  
 b. Did you receive a real estate property tax rebate last year?  
 Yes  
 No — Skip to item 100a

**c.** What was the amount of the property tax rebate?  
 3526 \$ 00

**100a.** Is there a required (condominium/cooperative) association fee?  
 Yes  
 No — Skip to item 109a, page 24

**b.** How many times a year is the fee due?  
 3580 12 Times per year  
 Monthly

**c.** What is the average cost each . . . (Billing period)?  
 3590 \$ 00 — Skip to item 109a, page 24

**101a.** On the mobile home (---/and its lot) last year, what was the total cost of — property and real estate taxes, registration fees, and license fees?  
 3570 \$ 00  
 (Include all connecting owned land. Include school taxes, special assessments, and any other real estate taxes.) (Exclude taxes past due from other years.) (Subtract any rebates.)

**b.** Did you receive a real estate property tax rebate last year?  
 Yes  
 No — Skip to item 102a, page 23

**c.** What was the amount of the property tax rebate?  
 3526 \$ 00

Notes

**REGULAR OCCUPIED — Continued**

**96n.** Is the mortgage an FHA, a VA, a Farmer's Home Administration, or some other type?  
 FIRST (MORTGAGE/LOAN) SECOND (MORTGAGE/LOAN)  
 - 6 1 B + - 6 1 B +  
 3430  FHA (Federal Housing Administration) } Skip to item 96g  
 VA (Veterans Administration) } 96g  
 Farmer's Home Administration — Go to item 96a

**o.** Did you borrow the money from a bank or other organization, OR did you borrow it from an individual?  
 3440  Bank or other organization — Skip to item 96g  
 Individual

**p.** Was that the former owner of the home?  
 3450  Yes  
 No

**q.** Are the payments on this loan the same during the whole length of the mortgage?  
 3480  Yes — Skip to item 96s  
 No

**r.** How do they change?  
 (Mark all that apply.)  
 3470  Change in taxes or insurance, or due to decline in principal balance —  
 Do they change for any other reason?  
 Yes — Mark box 2, 3, 4, 5 and/or 7  
 No — Go to item 96s  
 Change based on interest rates  
 Rise at fixed schedule during part of loan  
 Rise at fixed schedule during whole length of loan  
 Last payment biggest  
 Other — Specify     
 (If box 5 marked above, ask) —  
 Of the total amount you borrowed, what percentage will have to be paid off in this last payment?     
 1 — 25 percent  
 2 — 26 — 50  
 3 — 51 — 75  
 4 — 76 — 100

**s.** Check item (See item 95, page 20.)  
 One mortgage — Skip to item 96a, page 22  
 Two or more mortgages — Go back to item 96a

**97a.** For the (third mortgage/other mortgage), how much did you borrow?  
 3490 \$ 00

**b.** What is your current monthly payment for the (third mortgage/other mortgage)?  
 3500 \$ 00

Notes

Facsimile of the American Housing Survey Questionnaire: 1991—Continued

**REGULAR OCCUPIED — Continued**

102a. Check item (See item 88f, page 19.)  
 Land is owned — Skip to item 102f  
 Land is NOT owned — Go to item 102b

b. Check item (See item 92, page 19.)  
 Yes, mortgage — Ask item 102c  
 No mortgage — Skip to item 102d

c. Earlier you told me you do not own the land. Do you pay separate rent for the land?  
 - \$ 1.1\* 2511  Yes  No — Skip to item 102f  
 Times per year

d. How many times a year is the land rent due?  
 2512  Monthly  Times per year

e. What is the cost each... (Billing period)?  
 2513 \$ 00  No cash rent 997  included in mobile home park fee or association fee

f. (In addition to the land rent), do you pay any (---/additional) mobile home park fee?  
 3550  Yes  No — Skip to item 102f

g. How many times a year is the fee due?  
 3555  Monthly  Times per year

h. What is the average cost each... (Billing period)?  
 3600 \$ 00

i. Are there (rent/any other) required fees for utility hookups, mobile home association fees, and so forth?  
 - \$ 1.1\* 3517  Yes  No — Skip to item 109a, page 24

j. How many times a year are the fees due?  
 3518  Monthly  Times per year

k. What is the average cost each... (Billing period) for those fees?  
 3519 \$ 00 — Skip to item 109a, page 24

103a. What were the real estate taxes last year for this home and its land?  
 (Include all connecting owned land. If multi-unit building, estimate share for sample unit. Include school taxes, special assessments, and any other real estate taxes.)  
 (Exclude taxes past due from other years.)  
 (Subtract any rebates.)  
 3520 \$ 00

b. Did you receive a real estate property tax rebate last year?  
 3524  Yes  No — Skip to item 105e

c. What was the amount of the property tax rebate?  
 3525 \$ 00

**104. WASHINGTON USE ONLY**

105b. Is there a required homeowner's association fee?  
 3570  Yes  No — Skip to item 106

b. How many times a year is the fee due?  
 3580  Monthly  Times per year

c. What is the average cost each... (Billing period)?  
 3590 \$ 00 — Skip to item 109a, page 24

106. In some parts of the country people own their homes but rent the land.  
 Do you pay rent for the land?  
 3610  Yes  No — Skip to item 109a, page 24

**REGULAR OCCUPIED — Continued**

107. Check item (See item 92, page 19.)  
 Yes, mortgage — Ask item 109a  
 No mortgage — Skip to item 109b

108a. Is the land rent included with the mortgage payment?  
 3620  Yes — Skip to item 109a  
 No

b. How many times a year is the land rent due?  
 3630  Monthly  Times per year

c. What does it cost each time?  
 3640 \$ 00

109a. Does this household have homeowner's/household property insurance?  
 3650  Yes  No — Skip to item 110

b. In the past 12 months what was the total cost?  
 3660 \$ 00

110. Now I have some questions about the costs for electricity, gas, and other utilities for your home (this unit). These costs are important to help you if you would look up the amounts in your checkbook or other records.  
 (Respondent may also use amounts entered in the respondent letter. If 2 or more utilities are billed together, try to obtain the costs for each one separately.)

a. (1) Do you have any records available showing your costs for electricity, SEPARATE FROM OTHER UTILITIES? (Mark "No" if records available, but separate costs not shown.)  
 - \$ 1.2\* 3664  Yes  No — Ask item 110a(2)  
 - \$ 3665  Yes  No — Skip to item 110a(4)  
 (Read month and appropriate year categories.)  
 (Do not include cents.)

(2) From your records, what were the costs for electricity for the months of —  
 (Read month and appropriate year categories.)  
 (Do not include cents.)

(3) Check item  
 Electricity costs entered for 2 or more months — Skip to item 110b(1)  
 Electricity costs entered for 1 month or none — Ask item 110a(4)

(4) In the past 12 months what was the average MONTHLY cost for electricity?  
 - \$ 3670 (Average MONTHLY cost)  OR —  
 Electricity not used  
 Included in rent, site rent, condominium, or cooperative, etc.  
 Obtained free

b. (1) Do you use gas?  
 (If "All electric home," mark the "No" box without asking.)  
 3700  Yes  No — Skip to item 110d

(2) Is the gas from underground pipes or bottled gas?  
 3720  Underground pipes serving neighborhood  
 Bottled gas — Skip to item 110c(4)

c. (1) Do you have any records available showing your costs for gas, SEPARATE FROM OTHER UTILITIES? (Mark "No" if records available, but separate costs not shown.)  
 - \$ 1.2\* 3824  Yes  No — Ask item 110c(2)  
 - \$ 3825  Yes  No — Skip to item 110c(4)  
 (Read month and appropriate year categories.)  
 (Do not include cents.)

(2) From your records, what were the costs for gas for the months of —  
 (Read month and appropriate year categories.)  
 (Do not include cents.)

(3) Check item  
 Gas costs entered for 2 or more months — Skip to item 110d  
 Gas costs entered for 1 month or none — Ask item 110c(4)

Facsimile of the American Housing Survey Questionnaire: 1991 ---Continued

**REGULAR OCCUPIED - Continued**

110c. (4) In the past 12 months what was the average MONTHLY cost for gas? **3850** \$ (Average MONTHLY cost) **00** OR **00** OR **00**

**3790** 1  Included in rent, site rent, condominium, or other fee, etc. 2  Obtained free

Billed with - (Mark all that apply.) **(12)**  
 1  Electricity  
 2  Fuel oil  
 3  Other fuel  
 4  Garbage and trash  
 5  Water and sewage

(If "All electric home," mark the "Not used" box without asking.)

d. In the past 12 months what was the total ANNUAL cost for fuel oil? **3730** \$ (ANNUAL cost) **00** OR **00** OR **00**

**3740** 1  Not used 2  Included in rent, site rent, condominium, or other fee, etc. 3  Obtained free

Billed with - (Mark all that apply.)  
 1  Electricity  
 2  Gas  
 3  Other fuel  
 4  Garbage and trash  
 5  Water and sewage

e. In the past 12 months what was the total ANNUAL cost for water supply and sewerage disposal? **3760** \$ (ANNUAL cost) **00** OR **00** OR **00**

**3770** 1  Not used 2  Included in rent, site rent, condominium, or other fee, etc. 3  Obtained free

Billed with - (Mark all that apply.)  
 1  Electricity  
 2  Gas  
 3  Fuel oil  
 4  Garbage and trash  
 5  Water and sewage

f. In the past 12 months what was the total ANNUAL cost for garbage and trash collection? **3780** \$ (ANNUAL cost) **00** OR **00** OR **00**

**3800** 1  Not used 2  Included in real estate taxes, rent, site rent, condominium, or other fee, etc. 3  Obtained free

Billed with - (Mark all that apply.)  
 1  Electricity  
 2  Gas  
 3  Fuel oil  
 4  Other fuel  
 5  Water and sewage

g. In the past 12 months what was the total ANNUAL cost for water supply and sewerage disposal? **3820** \$ (ANNUAL cost) **00** OR **00** OR **00**

**3830** 2  Included in real estate taxes, rent, site rent, condominium, or other fee, etc. 3  Obtained free

Billed with - (Mark all that apply.)  
 1  Electricity  
 2  Gas  
 3  Fuel oil  
 4  Other fuel  
 5  Garbage and trash

Notes

**REGULAR OCCUPIED - Continued**

111a. How many automobiles are kept at home for use by members of your household? **3850** Number **00** None

b. How many vans or trucks of one-ton capacity or less are kept at home for use by members of your household? **3880** Number **00** None

112a. Check item (See Control Card Items 13, 14, and 18.)  
 Nonrelative household members age 14 + in household - Go to item 112b  
 All others - Slip to item 114, page 27

b. Check item (See Control Card Items 13, 17, and 18.)  
 All nonrelative household members age 14 + are co-owners (in Control Card item 17) - Slip to item 114, page 27  
 All others - Go to item 112c

c. Check item (See Control Card Items 13, 17, and 18.)  
 Remaining nonrelative age 14 + are spouse or child(ren) of co-owner or co-renter - Slip to item 114, page 27  
 All others - Ask item 113a - d for each nonrelative age 14 + who is not a co-owner or co-renter

113. Enter line number(s)

|  | -620-  | -621-  | -622-  | -623-  |
|--|--|--|--|--|
|  | Line number  | Line number  | Line number  | Line number  |
| a. Does... party a regular tenant as a tenant in this household? | <b>3890</b> 1 <input type="checkbox"/> Yes 2 <input type="checkbox"/> No - Slip to next nonrelative, if no other nonrelative, skip to item 114, page 27. <b>3900</b> | <b>3890</b> 1 <input type="checkbox"/> Yes 2 <input type="checkbox"/> No - Slip to next nonrelative, if no other nonrelative, skip to item 114, page 27. <b>3900</b> | <b>3890</b> 1 <input type="checkbox"/> Yes 2 <input type="checkbox"/> No - Slip to next nonrelative, if no other nonrelative, skip to item 114, page 27. <b>3900</b> | <b>3890</b> 1 <input type="checkbox"/> Yes 2 <input type="checkbox"/> No - Slip to next nonrelative, if no other nonrelative, skip to item 114, page 27. <b>3900</b> |
| b. How often is... rent due?                                     | 12 <input type="checkbox"/> Monthly <b>3910</b> Times/year <b>00</b>   | 12 <input type="checkbox"/> Monthly <b>3910</b> Times/year <b>00</b>   | 12 <input type="checkbox"/> Monthly <b>3910</b> Times/year <b>00</b>   | 12 <input type="checkbox"/> Monthly <b>3910</b> Times/year <b>00</b>   |
| c. How much is the rent?   | \$ <b>3920</b>   | \$ <b>3920</b>   | \$ <b>3920</b>   | \$ <b>3920</b>   |
| d. Does that include food?                                       | 1 <input type="checkbox"/> Yes 2 <input type="checkbox"/> No <b>3930</b>   | 1 <input type="checkbox"/> Yes 2 <input type="checkbox"/> No <b>3930</b>   | 1 <input type="checkbox"/> Yes 2 <input type="checkbox"/> No <b>3930</b>   | 1 <input type="checkbox"/> Yes 2 <input type="checkbox"/> No <b>3930</b>   |
| e.   | Go to next nonrelative; if none, go to item 114, page 27.  | Go to next nonrelative; if none, go to item 114, page 27.  | Go to next nonrelative; if none, go to item 114, page 27.  | Go to next nonrelative; if none, go to item 114, page 27.  |

Notes

Facsimile of the American Housing Survey Questionnaire: 1991—Continued

**REGULAR OCCUPIED — Continued**

(Enter line number for reference person and all household members age 14 + RELATED TO REFERENCE PERSON by blood, marriage, or adoption.)

114. One of the main housing problems today is the total cost of housing compared to income. The next few questions are about income.

In the past 12 months, how much did ... earn in wages, salaries, tips, and commissions before deductions?

| Line No. | AMOUNT   |
|----------|--|
| 3940     | 3950 \$ <input type="checkbox"/> None <input type="checkbox"/> |
| 3960     | 3970 \$ <input type="checkbox"/> None <input type="checkbox"/> |
| 3980     | 3990 \$ <input type="checkbox"/> None <input type="checkbox"/> |
| 4000     | 4010 \$ <input type="checkbox"/> None <input type="checkbox"/> |
| 4020     | 4030 \$ <input type="checkbox"/> None <input type="checkbox"/> |
| 4040     | 4050 \$ <input type="checkbox"/> None <input type="checkbox"/> |
| 4060     | 4070 \$ <input type="checkbox"/> None <input type="checkbox"/> |
| 4080     | 4090 \$ <input type="checkbox"/> None <input type="checkbox"/> |
| 4100     | 4110 \$ <input type="checkbox"/> None <input type="checkbox"/> |
| 4120     | 4130 \$ <input type="checkbox"/> None <input type="checkbox"/> |

115a. In the past 12 months did ... or ... (Specify names for line numbers in item 114) —

(1) Have a business, farm or ranch?  Yes  No

(2) Receive social security or pensions? (Do not count SSI checks or social security.)  Yes  No

(3) Receive any interest or dividend income of \$400 or more?  Yes  No

(4) Receive rental income?  Yes  No

(5) Receive welfare or SSI?  Yes  No

(6) Receive alimony or child support?  Yes  No

(7) Receive unemployment or worker's compensation or any other income?  Yes  No

b. In the past 12 months what was the total income from (Sources marked "Yes" in item 115a) (--- after deducting expenses and losses from business/farm/ranch and/or rental income)?

Verified that identical amounts in items 114 and 115b are not duplicate amounts

Total income after deducting expenses and losses:  4230 \$

OR

Amount of total net loss:  4240 \$

None or broke even

c. Is your total family income THIS MONTH about the same as it was a year ago?

Yes — (About the same, or within 10 percent, or just cost of living adjustments) — Skip to item 115

No

d. What do you expect your total family income to be in the NEXT 12 MONTHS?

4245 \$

116. Check item (See items 114 and 115b.) (Mark first box that applies.)

Total income over \$25,000 — Skip to item 116a, page 28

Income \$25,000 or less — Skip to item 117b, page 28

Income is refused, NA or DK — Ask item 117a, page 28

**REGULAR OCCUPIED — Continued**

4270  Yes — Skip to item 118a

4280  No

4290  Yes

4300  No

4310  Yes

4320  No

4330  Yes

4340  No

118a. Check item (See Control Card item Bb.)

Owned — Skip to item 121a

Rented or no cash rent — Go to item 118b

b. Check item (See item 23, page 3.)

One-unit building or one-unit mobile home — Skip to item 119b

Two-or-more-unit building or two-or-more-unit mobile home — Ask item 119a

119a. Does either the owner or a resident manager live in this (building/complex)? (Exclude staff who do only maintenance.)

Yes

No

b. What is the owner's name and address?

If don't know, ask —

Where do you send your rent?

Name (Please print) \_\_\_\_\_

Address (Number, street) \_\_\_\_\_

City \_\_\_\_\_ State \_\_\_\_\_ ZIP Code \_\_\_\_\_

Title \_\_\_\_\_ Location \_\_\_\_\_

Owner  Home

Other  Office

Area code, number, extension \_\_\_\_\_

Home

Business

c. What is the (owner's/office's) telephone number?

d. INSTRUCTION — GO TO ITEM 121a

120. WASHINGTON USE ONLY

121a. Check item (See item 3, page 1.)

Control number in sample last enumeration period — Go to item 121b

Control number in sample for first time this enumeration period — Skip to item 123a, page 29

b. Check item (See item 5, page 1.)

Same house/apartment/mobile home as last enumeration period — Go to item 121c

Different house/apartment/mobile home from last enumeration period — Skip to item 123a, page 29

c. Check item (See Control Card item Bc)

Unit was a noninterview in 1987

Yes — Skip to item 123a, page 29

No — Go to item 122a, page 29



Facsimile of the American Housing Survey Questionnaire: 1991—Continued

**REGULAR OCCUPIED - Continued**

**122a.** Since 1987, has there been a change in the amount of living space in this (house/apartment) because of putting on an addition, finishing an attic or converting a garage to living space? (Do not count finishing a basement.)

**b.** How many square feet of living space were added or lost? (If dimensions given, record dimensions.)

ADDITION: \_\_\_\_\_ Square feet  
 LOSS: \_\_\_\_\_ Square feet

**c. INSTRUCTION - GO TO ITEM 177a, PAGE 43.**

**123a.** Housing size is important for analysis of other information from this survey. How many square feet are there in this (house/apartment)? (Include basements and finished attics. Exclude unfinished attics, porches, and attached garages. Also exclude porches that are not protected from the elements. ....) (Exclude the mobile home hitch.)

**b.** How many (floors/stories) are there in this (house/apartment)? (Include basements and finished attics. In apartments, floors refers only to the apartment itself.)

**c. MARK OR ASK -** Is the (house/apartment) a split level?  Yes  No

**d.** What is the length and width of each floor of the (house/apartment)? (Include basements and finished attics. Exclude unfinished attics, porches, and attached garages. Also exclude porches that are not protected from the elements. ....) (Exclude the mobile home hitch.) (Record dimensions of each room separately, if respondent is unable to give dimensions for the total floor size.)

| Basement:         | Rectangles or squares |              |             |              |
|-------------------|-----------------------|--------------|-------------|--------------|
|                   | First floor           | Second floor | Third floor | Fourth floor |
|                   | Length                | Width        | Length      | Width        |
| 1st floor of unit |                       |              |             |              |
| 2nd floor of unit |                       |              |             |              |
| 3rd floor of unit |                       |              |             |              |
| 4th floor of unit |                       |              |             |              |

**e. SKETCH** (If enough information is available, draw sketch of sample unit below.)

**f. INSTRUCTION - GO TO ITEM 177a, PAGE 43.**

**URE INTERVIEWS**

**124.** Are the living quarters in a - (Read all answer categories.)

**125a.** Are there any occupied or vacant apartments besides this one in the (building/mobile home)?

**b.** How many apartments are in the (building/mobile home)?

**125b.** Does the (house/apartment) share an attic or basement with the (house/apartment) next door?

**b.** How many (houses/apartments) including this one share the attic or basement?

**c.** Does the (house/apartment) share a furnace or boiler with the (house/apartment) next door?

**d.** How many (houses/apartments) including this one share the furnace or boiler?

**e.** Are there any occupied or vacant apartments besides this one in this house?

**f.** How many apartments including this one are in this house?

**127.** Check item Final structure type classification based on entries in items 124-126

**128.** Is the house built - (Read answer categories until a "Yes" reply is received.)

**128a.** Is the (house/apartment) part of a condominium or cooperative?

**b.** To the Census Bureau, a cooperative is property which is owned by a corporation. Each shareholder is entitled to occupy an individual unit. Is this what you mean when you say this is a cooperative?

Notes

Facsimile of the American Housing Survey Questionnaire: 1991—Continued

**URE INTERVIEWS — Continued**

**130a.** How many of each of the following rooms does the (house/apartment) have? (For a one-room efficiency or studio apartment, enter "1" for living room, enter the correct number of bedrooms, and mark "none" for all other rooms.)

(1) Bedrooms?  None  \_\_\_\_\_ Number

(2) How many full bathrooms with hot and cold piped water, AND a sink, AND a flush toilet, AND a bathtub or shower?  None  \_\_\_\_\_ Number

(3) How many half bathrooms? (Toilet OR bathtub OR shower)  None  \_\_\_\_\_ Number

(4) Kitchens?  None  \_\_\_\_\_ Number

(5) Living rooms?  None  \_\_\_\_\_ Number

(6) Separate dining rooms?  None  \_\_\_\_\_ Number

**b.** Are there any other rooms? (Exclude halls, foyers, pantries, garages, porches or areas that aren't separated by a built-in, floor-to-ceiling wall extending at least a few inches into room.)  Yes  No — Skip to item 131

**c.** What are they? (Complete all 3 parts.)

Number of family rooms, dens, recreation rooms and/or libraries  None  \_\_\_\_\_

Number of rooms that are business spaces with direct access to outside  None  \_\_\_\_\_

Number of other rooms, finished or unfinished  None  \_\_\_\_\_

**131.** Does the (house/apartment) have a kitchen sink?  Yes  No

**132.** Check item (See item 130a.)  One or more full bathrooms — Skip to item 133c  No full bathrooms — Ask item 133a

**133a.** Does the (house/apartment) have a bathtub or shower for the occupants' use only?  Yes  No

**b.** Does the (house/apartment) have a flush toilet for the occupants' use only?  Yes  No } Skip to item 134a, page 32

**c.** (Is the bathroom/Are the bathrooms) for the occupants' use only?  Yes  No

Notes

**URE INTERVIEWS — Continued**

**134a.** Is all the wiring in the finished areas of the (house/apartment) concealed either in walls or metal coverings? (Exclude appliance cords, extension cords, chandelier cords, telephone, antenna, or cable TV wires.)  Yes, concealed  No

**b.** Does every room have an electric outlet or wall plug that works?  Yes  No

**135a.** Does the (house/apartment) have hot and cold piped water? (Not used on a regular basis by someone outside the unit.)  Yes  No — Skip to item 136a

**b.** What fuel is used MOST to heat the water?  Electricity  Gas  Fuel oil  Kerosene or other liquid fuel  Coal or coke  Wood  Solar energy  Other — Specify \_\_\_\_\_

**136a.** Does water for the (house/apartment) come from a public or private system, an individual well, or some other source? (Source used for drinking and cooking.)  Public or private water system — Skip to item 137a  Individual well — Ask item 136b  Spring  Cistern  Stream or lake  Bottled water  Other — Specify \_\_\_\_\_

**b.** How many (houses/apartments) does the well serve?  Only this house/apartment  2 to 5  6 or more

**c.** Is the well drilled or dug?  Drilled  Dug

**137a.** Is the (house/apartment) connected to a public sewer?  Yes — Skip to item 138a, page 33  No

**b.** What means of sewage disposal does the (house/apartment) have?  Septic tank or cesspool — Ask item 137c  Chemical toilet  Outhouse or privy  Other — Specify \_\_\_\_\_

**c.** How many (houses/apartments) are connected to the (septic tank/cesspool)?  None  One  2 to 5  6 or more

Notes

Facsimile of the American Housing Survey Questionnaire: 1991—Continued

| URE INTERVIEWS — Continued   |  |
|--|--|
| 138a. Does the (house/apartment) have a refrigerator?<br>(Exclude ice boxes.)<br>(Exclude refrigerator used on a regular basis by someone living outside the unit.)  | 1380 1 <input type="checkbox"/> Yes<br>2 <input type="checkbox"/> No — Skip to item 139a   |
| b. Is it more than 5 years old?<br>(Age of newest if two or more)  | 1380 1 <input type="checkbox"/> Yes<br>2 <input type="checkbox"/> No   |
| 139a. Does the (house/apartment) have a garbage disposal in the sink?  | 1390 1 <input type="checkbox"/> Yes<br>2 <input type="checkbox"/> No — Skip to item 140a   |
| b. Is it more than 5 years old?  | 1390 1 <input type="checkbox"/> Yes<br>2 <input type="checkbox"/> No   |
| 140a. Does the (house/apartment) have a cookstove or range with an oven?<br>(Include microwaves. Exclude toaster-ovens and portable burners.)<br>(Exclude stove or oven used on a regular basis by someone living outside the unit.) | 1400 1 <input type="checkbox"/> Yes — Skip to item 140c<br>2 <input type="checkbox"/> No   |
| b. Does the (house/apartment) have —<br>(1) an oven?<br>(Include microwaves. Exclude toaster-ovens.)   | 1400 1 <input type="checkbox"/> Yes<br>2 <input type="checkbox"/> No   |
| (2) cooking burners?<br>(Exclude portable burners.)  | 1400 1 <input type="checkbox"/> Yes<br>2 <input type="checkbox"/> No   |
| c. (Is it/Are they) more than 5 years old?<br>(Age of newest if two or more)   | 1400 1 <input type="checkbox"/> Yes<br>2 <input type="checkbox"/> No   |
| d. What fuel is used MOST for cooking?   | 1400 1 <input type="checkbox"/> Electricity<br>2 <input type="checkbox"/> Gas<br>3 <input type="checkbox"/> Kerosene or other liquid fuel<br>4 <input type="checkbox"/> Coal or coke<br>5 <input type="checkbox"/> Wood<br>6 <input type="checkbox"/> Other — Specify _____<br>7 <input type="checkbox"/> No fuel used |
| 141a. Does the (house/apartment) have a dishwasher?  | 1410 1 <input type="checkbox"/> Yes<br>2 <input type="checkbox"/> No — Skip to item 142a   |
| b. Is it more than 5 years old?  | 1410 1 <input type="checkbox"/> Yes<br>2 <input type="checkbox"/> No   |
| 142a. Does the (house/apartment) have a washing machine (--- in the apartment)?  | 1420 1 <input type="checkbox"/> Yes<br>2 <input type="checkbox"/> No — Skip to item 143a   |
| b. Is it more than 5 years old?  | 1420 1 <input type="checkbox"/> Yes<br>2 <input type="checkbox"/> No   |
| 143a. Does the (house/apartment) have a clothes dryer (--- in the apartment)?  | 1430 1 <input type="checkbox"/> Yes<br>2 <input type="checkbox"/> No — Skip to item 144a   |
| b. Is it more than 5 years old?  | 1430 1 <input type="checkbox"/> Yes<br>2 <input type="checkbox"/> No   |
| c. What kind of fuel does the dryer use?   | 1430 1 <input type="checkbox"/> Electricity<br>2 <input type="checkbox"/> Gas<br>3 <input type="checkbox"/> Other — Specify _____  |
| 144a. Does the (house/apartment) have central air conditioning?  | 1440 1 <input type="checkbox"/> Yes<br>2 <input type="checkbox"/> No — Skip to item 144c   |
| b. What kind of fuel does it use?  | 1440 1 <input type="checkbox"/> Electricity<br>2 <input type="checkbox"/> Gas<br>3 <input type="checkbox"/> Other — Specify _____  |
| c. Does the (house/apartment) have room air conditioners?  | 1440 1 <input type="checkbox"/> Yes<br>2 <input type="checkbox"/> No — Skip to item 145a, page 34  |
| d. How many?   | 1440 _____ Number  |

| URE INTERVIEWS — Continued  |   |
|---|---|
| 145a. What fuel is used MOST for heating the (house/apartment)?   | 1450 1 <input type="checkbox"/> Electricity<br>2 <input type="checkbox"/> Gas<br>3 <input type="checkbox"/> Fuel oil<br>4 <input type="checkbox"/> Kerosene or other liquid fuel<br>5 <input type="checkbox"/> Coal or coke<br>6 <input type="checkbox"/> Wood<br>7 <input type="checkbox"/> Solar energy<br>8 <input type="checkbox"/> Other — Specify _____<br>9 <input type="checkbox"/> None — Skip to item 146   |
| b. Besides (fuel marked in item 145a), what other fuel is used for heating the (house/apartment)?<br>(Mark all that apply.)   | 1450 1 <input type="checkbox"/> Electricity<br>2 <input type="checkbox"/> Gas<br>3 <input type="checkbox"/> Fuel oil<br>4 <input type="checkbox"/> Kerosene or other liquid fuel<br>5 <input type="checkbox"/> Coal or coke<br>6 <input type="checkbox"/> Wood<br>7 <input type="checkbox"/> Solar energy<br>8 <input type="checkbox"/> Other — Specify _____<br>9 <input type="checkbox"/> None  |
| 146. Does the (house/apartment) have a usable fireplace?  | 1460 1 <input type="checkbox"/> Yes<br>2 <input type="checkbox"/> No  |
| PLEASE LOOK AT THIS CARD.<br>147a. What type of heating equipment is used MOST to heat the (house/apartment)?<br>(Read answer categories until heating equipment used most is mentioned.) | 1470 1 <input type="checkbox"/> A central warm-air furnace with air vents or ducts to the individual rooms? — Ask item 147b<br>2 <input type="checkbox"/> Steam or hot-water system with radiators or convectors?<br>3 <input type="checkbox"/> Electric heat pump?<br>4 <input type="checkbox"/> Other built-in electric units permanently installed in wall, ceiling, or recessed in floor, wall, or other built-in location heater without ducts?<br>5 <input type="checkbox"/> Kerosene, gas, or oil room heaters? — UNVENTED through a chimney, flue, or pipes?<br>6 <input type="checkbox"/> UNVENTED kerosene, gas, or oil room heaters?<br>7 <input type="checkbox"/> Portable electric heater(s)?<br>8 <input type="checkbox"/> Stove(s)?<br>9 <input type="checkbox"/> Fireplace(s) WITH inserts, that is, installed equipment designed to circulate more heat into the room?<br>10 <input type="checkbox"/> Fireplace(s) with NO inserts?<br>11 <input type="checkbox"/> Some other type of heating equipment? — Specify _____<br>12 <input type="checkbox"/> None? — Skip to item 149a, page 35 |
| b. Is the heating fuel for the furnace electricity?   | 1470 1 <input type="checkbox"/> Yes, electricity<br>2 <input type="checkbox"/> No — Skip to item 148a, page 35  |
| c. Is that a heat pump?   | 1470 1 <input type="checkbox"/> Yes<br>2 <input type="checkbox"/> No — Go to item 148a, page 35   |
| Notes   |   |

Facsimile of the American Housing Survey Questionnaire: 1991—Continued

**URE INTERVIEWS — Continued**

**148a.** What other kinds of heating equipment does the (house/apartment) have or use? (Mark all that apply.)

**148b.** Anything else?  Yes — Mark appropriate boxes, then go to item 149a.  No — Go to item 149a.

**149a.** Does the (house/apartment) have a porch, deck, balcony, or patio? (Measuring at least four feet by four feet) (Exclude if already counted as a room.)

**149b.** Does the (house/apartment) have open cracks or holes in the inside walls or ceilings? (Cracks thicker than a dime)

**149c.** Does the (house/apartment) have holes in the floors? (Big enough for someone to trip in)

**149d.** Does the (house/apartment) have any area of peeling paint or broken plaster bigger than 8 inches by 11 inches? (The size of a weekly news magazine or standard letter)

**150a.** Is the (house/apartment) INTENDED for year-round use or for occasional use with seasonal basis, or for use by migrant workers?

**150b.** Does the construction and heating of the (house/apartment) make it suitable for year-round use?

**150c.** How many months has it been since the (house/apartment) was occupied as a permanent home?

**150d.** Is the ownership of the (house/apartment) time-shared?

**151.** Check item (See Control Card item 8b.)

Owned — Skip to item 154, page 36

Rented — Ask item 152a, page 36

No cash rent — Skip to item 152c(1), page 36

Notes

**URE INTERVIEWS — Continued**

**152a.** How often is the rent on the (house/apartment) due?

**152b.** How much is the rent? (If parking charges separately, exclude it here and mark NO to items 153a and 153b without asking)

**152c.** (1) Is this (house/apartment) for vacation or other short-term use?

**152d.** Check item (See item 127, page 30.)

Mobile home either one-unit or two-or-more-units — Ask item 152d

Not a mobile home — Skip to item 153a

**152e.** Do you pay separate rent for the land? (If land occupied in exchange for services, mark "Yes" and "No cash rent" in item 152f.)

**152f.** How many times a year is the (land/site) rent due?

**152g.** What is the cost each ... (Billing period)?

**152h.** What is the cost each ... (Billing period)?

**152i.** What is the cost each ... (Billing period)?

**152j.** Are there any ( ... )/other required fees for utility hookups, mobile home association fees, and so forth?

**152k.** How many times a year are the fees due?

**152l.** What is the average cost each ... (Billing period) for those fees?

**153a.** Is a garage or carport included (in the rent/with the home)?

**153b.** Is an offstreet parking space included?

**154.** Check item (See item 127, page 30.)

Mobile home either one-unit or two-or-more-units — Skip to item 156, page 37

Not a mobile home — Ask item 155

**155.** About when was the building originally built?

Facsimile of the American Housing Survey Questionnaire: 1991—Continued

**URE INTERVIEWS — Continued**

**156.** Excluding the dealer's lot, in which was the first site on which this mobile home was placed?  
 1 Yes, first site  
 2 No, moved from another site  
 3 Don't know

**157.** What is the model year of the mobile home?  
 1980 or later  
 1979  
 75-78  
 70-74  
 60-69  
 50-59  
 40-49  
 1939 or earlier

**158.** Check item (See item 127, page 30.)  
 Two-or-more-unit building or two-or-more-unit mobile home — Skip to item 160  
 All others — Ask item 159a

**159a.** How large is the (lot/site)?  
 (Include all connecting land that is owned or rented with the home.)  
 (If over one acre, drop any fractions, don't round up. If under one acre, convert to approximate square feet.)  
 2980 \_\_\_\_\_ Square feet  
 OR  
 2990 \_\_\_\_\_ Feet by  
 3000 \_\_\_\_\_ feet  
 OR  
 3010 \_\_\_\_\_ Whole acres  
 Don't know — Ask item 159b

**159b.** Is it more than 10 acres?  
 1 Yes  
 2 No

**160.** Check item (See Control Card item 8b.)  
 Owned — Ask item 161a  
 Rented — Skip to item 171, page 40  
 Occupied without payment of cash rent — Skip to item 171, page 40

**161a.** Is there a commercial establishment on the property?  
 1 Yes  
 2 No

**161b.** Is there a medical or dental office on the property?  
 1 Yes  
 2 No

**162a.** Check item (See item 160d, page 35.)  
 Unit is time-shared — Skip to item 163a  
 Unit is not time-shared — Ask item 162b

**162b.** How much do you think the (house/apartment) would sell for on today's market?  
 (Include all connecting land; if multiunit building, estimate share of value applicable to sample unit.)  
 3100 \$ \_\_\_\_\_

**163a.** Is a garage or carport included with the (house/apartment)?  
 1 Yes — Skip to item 164a  
 2 No

**163b.** Is an offstreet parking space included?  
 1 Yes  
 2 No

**164a.** Check item (See item 127, page 30.)  
 Mobile home either one-unit or two-or-more-units — Skip to item 166a, page 39  
 Not a mobile home — Go to item 164b

**164b.** Check item (See item 129a, page 30.)  
 Condominium or cooperative — Ask item 165a, page 38  
 All others — Skip to item 167a, page 39

**URE INTERVIEWS — Continued**

**165a.** What were the real estate taxes last year for the (condominium/cooperative) unit?  
 (Include school taxes, special assessments, and any other real estate taxes.)  
 (Exclude taxes past due from other years.)  
 (Subtract any rebates.)  
 3520 \$ \_\_\_\_\_

**165b.** (Did the owner/Did you) receive a real estate property tax rebate last year?  
 1 Yes  
 2 No — Skip to item 166d

**165c.** What was the amount of the property tax rebate?  
 3526 \$ \_\_\_\_\_

**165d.** (Is the owner/Are you) required to pay a (condominium/cooperative) association fee?  
 1 Yes  
 2 No — Skip to item 171, page 40

**165e.** How many times a year is the fee due?  
 3580 \_\_\_\_\_ Times per year  
 12 Monthly

**165f.** What is the average cost each ... (Billing period)?  
 3590 \$ \_\_\_\_\_ Skip to item 171, page 40

**166a.** On the mobile home (---/and its lot) last year, what was the total cost of —  
 property and real estate taxes,  
 registration fees, and  
 license fees?  
 (Include school taxes, special assessments, and any other real estate taxes.)  
 (Exclude taxes past due from other years.)  
 (Subtract any rebates.)  
 3624 \$ \_\_\_\_\_

**166b.** (Did the owner/Did you) receive a real estate property tax rebate last year?  
 1 Yes  
 2 No — Skip to item 166d

**166c.** What was the amount of the property tax rebate?  
 3626 \$ \_\_\_\_\_

**166d.** Do you own the land?  
 1 Yes — Skip to item 166h  
 2 No

**166e.** Do you pay separate rent for the land?  
 1 Yes  
 2 No — Skip to item 166h

**166f.** How many times a year is the (land/site) rent due?  
 2511 \_\_\_\_\_ Times per year  
 12 Monthly

**166g.** What is the cost each ... (Billing period)?  
 2512 \_\_\_\_\_ Times per year  
 0 No cash rent  
 9997 Included in mobile home park fee or association fee

**166h.** (Is the owner/Are you) required to pay any (additional) mobile home park fee?  
 3650 \$ \_\_\_\_\_

**166i.** How many times a year is the fee due?  
 3655 \_\_\_\_\_ Times per year  
 12 Monthly

**166j.** What is the average cost each ... (Billing period)?  
 3690 \$ \_\_\_\_\_

**166k.** Are there (any/any other) required fees for utility hookups, mobile home association fees, and so forth?  
 2517 \$ \_\_\_\_\_

**166l.** How many times a year are the fees due?  
 2518 \_\_\_\_\_ Times per year  
 12 Monthly

**166m.** What is the average cost each ... (Billing period) for those fees?  
 2519 \$ \_\_\_\_\_ Skip to item 171, page 40

Facsimile of the American Housing Survey Questionnaire: 1991—Continued

**URE INTERVIEWS — Continued**

**167a.** What were the real estate taxes last year for the (house/apartment) and its land? (Include all connecting owned land. If multi-unit building, estimate share for sample unit; include taxes on other assessments, and any other real estate taxes.) (Exclude taxes past due from other years.) (Subtract any rebates.)

3520 \$ 00

**b.** (Did the owner/Did you) receive a real estate property tax rebate last year?

3524  Yes  No — Skip to item 169a

3528 \$ 00

**c.** What was the amount of the property tax rebate?

**168. WASHINGTON USE ONLY**

**169a.** (Is the owner/Are you) required to pay a homeowner's association fee?

3570  Yes  No — Skip to item 170a

**b.** How many times a year is the fee due?

3580 \_\_\_\_\_ Times per year

12  Monthly

**c.** What is the average cost each . . . (Billing period)?

3590 \$ 00 Skip to item 171, page 40

**170a.** In some parts of the country, people own their homes but rent the land. (Does the owner of the unit/Do you) pay rent for the land?

3610  Yes  No — Skip to item 171, page 40

**b.** How many times a year is the land rent due?

3630 \_\_\_\_\_ Times per year

12  Monthly

**c.** What does it cost each time?

3640 \$ 00 Go to item 171, page 40

Notes \_\_\_\_\_

**URE INTERVIEWS — Continued**

**171.** Now I have some questions about utility costs. You may want to look up the amounts in your checkbook or other records. When two or more utilities are billed together, try to determine the cost of each.

**a.** In the past 12 months what was the average MONTHLY cost for electricity?

3670 \$ 00 per month — If "All electric home," mark "Not used" in items 171b and c without asking

3680  Not used in rent, site rent, condominium, or other fee.

3  Obtained free

**b.** In the past 12 months what was the average MONTHLY cost for gas?

3690 \$ 00 per month, OR

3700  Not used — Skip to item 171d

2  Included in rent, site rent, condominium, or other fee

3  Obtained free

**c.** Is the gas from underground pipes or bottled gas?

3720  Underground pipes serving neighborhood

2  Bottled gas

**d.** In the past 12 months what was the total ANNUAL cost for fuel oil?

3730 \$ 00 per year, OR

3740  Not used

2  Included in rent, site rent, condominium, or other fee

3  Obtained free

**e.** In the past 12 months what was the total ANNUAL cost for wood, coal, kerosene, or any other fuel?

3780 \$ 00 per year, OR

3790  Not used

2  Included in rent, site rent, condominium, or other fee

3  Obtained free

**f.** In the past 12 months what was the total ANNUAL cost for garbage and trash collection?

3790 \$ 00 per year, OR

3800  Not used

2  Included in real estate taxes, rent, site rent, condominium, or other fee

3  Obtained free

**g.** In the past 12 months what was the total ANNUAL cost for water supply and sewage disposal?

3820 \$ 00 per year, OR

3830  Included in real estate taxes, rent, site rent, condominium, or other fee

3  Obtained free

**172a.** Check item (See Control Card item 8b.)

Owned — Skip to item 174a, page 41

Rented or occupied without payment of cash rent — Go to item 172b

**b.** Check item (See item 127, page 30.)

Two-or-more unit building or two-or-more unit mobile home — Ask item 173a

All others — Skip to item 173b

**172b.** Does either the owner or a resident manager live in the (building/complex)? (Exclude staff who do only maintenance.)

4400  Yes  No

**b.** What is the owner's name and address? (If don't know, ask —)

Where do you send your rent?

**c.** What is the (owner's/office's) telephone number?

4400  Home  Business

Name (Please print) \_\_\_\_\_

Address (Number, street) \_\_\_\_\_

City \_\_\_\_\_ State \_\_\_\_\_ ZIP Code \_\_\_\_\_

Title \_\_\_\_\_

1  Owner 2  Office

Area code, number, extension \_\_\_\_\_

1  Home 2  Business

Facsimile of the American Housing Survey Questionnaire: 1991—Continued

**URE INTERVIEWS — Continued**

**174a.** Check item (See item 3, page 1.)  
 Control number in sample last enumeration period — Go to item 174b  
 Control number in sample for first time this enumeration period — Skip to item 176a, page 42

**b.** Check item (See item 5, page 1.)  
 Same house/apartment/mobile home as last enumeration period — Go to item 174c  
 Different house/apartment/mobile home from last enumeration period — Skip to item 176a, page 42

**c.** Check item (See Control Card item 9c.)  
 Unit was a noninterview in 1987  
 Yes — Skip to item 176a, page 42  
 No — Go to item 176a

**175a.** Since 1987, has there been a change in the amount of living space in this house/apartment because of putting on an addition, finishing an attic or converting a garage to living space? (Do not count finishing a basement.)  
 Yes — Go to item 175b  
 No — Go to item 177a, page 43

**175b.** How many square feet of living space were added or lost? (If dimensions given, record dimensions.)

ADDITION \_\_\_\_\_ Square feet  
 [ ] X [ ] dimensions

LOSS \_\_\_\_\_ Square feet  
 [ ] X [ ] dimensions

Don't know

**g.** INSTRUCTION — GO TO ITEM 177a, PAGE 43.

Notes

**URE INTERVIEWS — Continued**

**176a.** Housing size is important for analysis of other information from this survey. How many square feet are there in the house/apartment?  
 Don't know — Ask item 176b

**176b.** How many stories/floors are there in this house/apartment? (Include basements and finished attics....)  
 1  
 2  
 3  
 4  
 5  
 6  
 7  
 8  
 9  
 10  
 11  
 12  
 13  
 14  
 15  
 16  
 17  
 18  
 19  
 20  
 21  
 22  
 23  
 24  
 25  
 26  
 27  
 28  
 29  
 30  
 31  
 32  
 33  
 34  
 35  
 36  
 37  
 38  
 39  
 40  
 41  
 42  
 43  
 44  
 45  
 46  
 47  
 48  
 49  
 50  
 51  
 52  
 53  
 54  
 55  
 56  
 57  
 58  
 59  
 60  
 61  
 62  
 63  
 64  
 65  
 66  
 67  
 68  
 69  
 70  
 71  
 72  
 73  
 74  
 75  
 76  
 77  
 78  
 79  
 80  
 81  
 82  
 83  
 84  
 85  
 86  
 87  
 88  
 89  
 90  
 91  
 92  
 93  
 94  
 95  
 96  
 97  
 98  
 99  
 100

**176c.** MARK OR ASK — Is the (house/apartment) a split level?  
 Yes  
 No

**176d.** What is the length and width of each floor of the house/apartment? (Exclude unfinished attics, carports, and attached garages. Also exclude porches that are not protected from the elements....) (Exclude the mobile home hitch.) (Record dimensions of each room separately, if respondent is unable to give dimensions for the total floor size.)

| Floor             | First (a) |       | Second (b) |       | Third (c) |       | Fourth (d) |       |
|-------------------|-----------|-------|------------|-------|-----------|-------|------------|-------|
|                   | Length    | Width | Length     | Width | Length    | Width | Length     | Width |
| Basement          |           |       |            |       |           |       |            |       |
| 1st floor of unit |           |       |            |       |           |       |            |       |
| 2nd floor of unit |           |       |            |       |           |       |            |       |
| 3rd floor of unit |           |       |            |       |           |       |            |       |
| 4th floor of unit |           |       |            |       |           |       |            |       |

**176e.** SKETCH (If enough information is available, draw sketch of sample unit below.)

**176f.** INSTRUCTION — GO TO ITEM 177a, PAGE 43

Notes

Facsimile of the American Housing Survey Questionnaire: 1991—Continued

**NEIGHBORHOOD QUALITY SUPPLEMENT**

**NOTE** — Ask all categories in item 177a before proceeding to item 177b.

**177a.** The following questions are concerned with specific aspects of your PRESENT neighborhood.

Does the neighborhood have —

(1) Street noise or heavy street traffic?  Yes  No

(2) Neighborhood crime?  Yes  No

**NOTE** — If "Yes" was answered for (1) or (2) in item 177a, ask item 177b.

**177b.** Does the (Condition) bother you? **177c.** Is it so objectionable that you would like to move from this neighborhood?

**178a.** Is there public transportation for this area?  Yes  No — Skip to item 179a

**b.** Is it satisfactory?  Yes  No  Do not use

**c.** (Does anyone in the household/Do you) use public transportation at least once a week?  Yes  No

**179a.** Do you have satisfactory neighborhood shopping, that is, grocery stores or drug stores?  Yes  No  Don't know } Skip to item 180

**b.** Are any of these stores within one mile of here?  Yes  No

**180.** Check item (See Control Card items 11, 14, and 18.) (Mark first box that applies.)

URE Interview — Go to Control Card item 9a

No household member 10 years of age or less — Skip to item 183, page 44

Household member 4 to 16 years of age — Ask item 181a

Household members 3 years old or younger — Skip to item 181b

**181a.** (Does... Do the children) attend a public school or a private school? (Mark all that apply.)

Public school (K-12)

Private school (K-12)

Other school (upgraded schools, special schools, preschools, early learning centers, etc.)

Does not attend school

**b.** Is the public elementary school that children living at this address (attend/would attend) satisfactory? (If more than one public elementary school, ask about the closest one to the sample unit.)

Yes  No  Don't know — Skip to item 181d

**c.** Is it so unsatisfactory that you would like to move from the neighborhood?  Yes  No

**d.** Is that public elementary school within one mile of here?  Yes  No

**NONRELATIVE INCOME**

**183.** Check item (See Control Card items 13 and 18.)

I have been asking people... (See item 184c.)

All others — Go to Control Card item 9a

|  | - 6 2 9 -<br>4870                                | - 6 3 0 -<br>4870                                | - 6 3 1 -<br>4870                                | - 6 3 2 -<br>4870                                |
|--|--|--|--|--|
| <b>184a.</b> I have a few questions that I would like to ask... (See item 184c.)   | <input type="checkbox"/> Yes — Skip to item 184c | <input type="checkbox"/> Yes — Skip to item 184c | <input type="checkbox"/> Yes — Skip to item 184c | <input type="checkbox"/> Yes — Skip to item 184c |
| <b>b.</b> As I mentioned earlier, we are concerned about housing costs compared to income. What is your estimate of... total income before deductions in the last 12 months? | <input type="checkbox"/> None                    | <input type="checkbox"/> None                    | <input type="checkbox"/> None                    | <input type="checkbox"/> None                    |
| <b>c.</b> (Introduce yourself, then say:)  | <input type="checkbox"/> None                    | <input type="checkbox"/> None                    | <input type="checkbox"/> None                    | <input type="checkbox"/> None                    |

**Notes**



Facsimile of the American Housing Survey Questionnaire: 1991—Continued

**OBSERVATION ITEMS**

**185a.** How many stories are in the building, including the basement? (If split level, count greatest number of stories on top of each other.)

**185b.** What is the condition of the light fixtures in the public halls?

**185c.** How many stories are there from main entrance of building to main entrance of sample unit?

**185d.** Is there a passenger elevator on this floor?

**185e.** Are there loose, broken, or missing steps on any stairs inside this building or attached to this building?

**185f.** Are all railings on the common stairways firmly attached?

**185g.** What is the external condition of the building that contains the sample unit, as visible from front of building or roadway? (Mark all that apply.)

**186.** (1) How many mobile homes are in the group? (Including sample mobile home)

**186.** (2) Are there any mobile homes on this property used by this household as overflow sleeping quarters that do not meet the housing unit definition?

**186.** How would you classify the structure that contains the sample unit?

**186.** How many living quarters are in the structure that contains the sample unit? (Including the sample unit)

**OBSERVATION ITEMS - Continued**

The items on this page concern the area within 300 feet from the front entrance of the building in which sample unit is located.

**186a.** Which of these are within 300 feet of building containing the sample unit? (Exclude this building.) (Mark all that apply.)

**186b.** What is the predominant age of residential buildings within 300 feet? (Exclude this building.)

**186c.** Are any buildings vandalized, or interior exposed to the elements? (Exclude this building.)

**186d.** Are there bars on windows of buildings in area? (Exclude this building.)

**186e.** What is the condition of streets?

**186f.** Is there trash, litter, or junk in streets, roads, empty lots, or on any properties? (Include this building.)

**187.** Suggestions/Problems (InterComm or S\*W\*A\*R\*T suggestion form filled) (Mark all that apply.)

**188.** Item number or item codes involved in suggestion/problem

**INTERVIEW COMPLETED**

**187.** Suggestions/Problems (InterComm or S\*W\*A\*R\*T suggestion form filled) (Mark all that apply.)

**188.** Item number or item codes involved in suggestion/problem

**OBSERVATION ITEMS**

**185a.** How many stories are in the building, including the basement? (If split level, count greatest number of stories on top of each other.)

**185b.** What is the condition of the light fixtures in the public halls?

**185c.** How many stories are there from main entrance of building to main entrance of sample unit?

**185d.** Is there a passenger elevator on this floor?

**185e.** Are there loose, broken, or missing steps on any stairs inside this building or attached to this building?

**185f.** Are all railings on the common stairways firmly attached?

**185g.** What is the external condition of the building that contains the sample unit, as visible from front of building or roadway? (Mark all that apply.)

**186.** (1) How many mobile homes are in the group? (Including sample mobile home)

**186.** (2) Are there any mobile homes on this property used by this household as overflow sleeping quarters that do not meet the housing unit definition?

**186.** How would you classify the structure that contains the sample unit?

**186.** How many living quarters are in the structure that contains the sample unit? (Including the sample unit)

**OBSERVATION ITEMS - Continued**

The items on this page concern the area within 300 feet from the front entrance of the building in which sample unit is located.

**186a.** Which of these are within 300 feet of building containing the sample unit? (Exclude this building.) (Mark all that apply.)

**186b.** What is the predominant age of residential buildings within 300 feet? (Exclude this building.)

**186c.** Are any buildings vandalized, or interior exposed to the elements? (Exclude this building.)

**186d.** Are there bars on windows of buildings in area? (Exclude this building.)

**186e.** What is the condition of streets?

**186f.** Is there trash, litter, or junk in streets, roads, empty lots, or on any properties? (Include this building.)

**187.** Suggestions/Problems (InterComm or S\*W\*A\*R\*T suggestion form filled) (Mark all that apply.)

**188.** Item number or item codes involved in suggestion/problem

**INTERVIEW COMPLETED**

**187.** Suggestions/Problems (InterComm or S\*W\*A\*R\*T suggestion form filled) (Mark all that apply.)

**188.** Item number or item codes involved in suggestion/problem

Facsimile of the American Housing Survey Questionnaire: 1991—Continued

Notes

Form HUD-9111-30-90

Page 48

Notes

Form HUD-9111-30-90

Page 47

## Appendix B. Source and Accuracy of the Estimates

### ACCURACY OF THE ESTIMATES

The accuracy of the estimates contained in this report depends on (a) the sampling and nonsampling error, as measured by the error formulas that follow; (b) biases; and (c) other nonsampling errors not measured by the error formulas.

Below is an explanation of sampling and nonsampling errors associated with the American Housing Survey (AHS).

**Sampling Errors for the AHS Combined Sample Estimates.** Sampling error reflects how estimates from a sample vary from the actual value. (NOTE: By the term "actual value," we mean the value we would have gotten had all housing units been interviewed, under the same conditions, rather than only a sample.)

The numbers presented in table I (page B-14) are approximations to the errors of various estimates shown in this report for this metropolitan area. To derive errors that would be applicable to a wide variety of items and also could be prepared at a moderate cost, a number of approximations were required. As a result, the tables of errors provide an indication of the order of magnitude of the errors rather than precise errors for any specific item. To compute a 90-percent confidence interval for an estimate from table I—

- a. Multiply the error value by 1.6.
- b. Add and subtract this value to the publication estimate.

Use the following guidelines to obtain errors for estimates in this publication that are not included in table I:

| For estimate that includes—   | If estimate is less than— | Standard error is— |
|---|---------------------------|--------------------|
| Owner-occupied housing units . . . . .                              | 375                       | 375                |
| Renter-occupied housing units . . . . .                             | 328                       | 328                |
| Combined owner-occupied and renter-occupied housing units . . . . . | 343                       | 343                |

To obtain errors for other estimates in this publication, the following formulas allow you to compute a range of error such that there is a known probability of being correct if you say the actual value is within the range. The error formulas are approximations to the errors. They indicate the order of magnitude of the errors rather than the actual

errors for any specific characteristic. To construct the range, add and subtract the error computed from the formulas to the publication estimate.

For owner-occupied housing units, use—

$$Z \times \sqrt{(375.320 \times A) - (.000310 \times A^2)} \quad (2a)$$

For renter-occupied housing units, use—

$$Z \times \sqrt{(327.807 \times A) - (.000271 \times A^2)} \quad (2b)$$

For combinations of owner-occupied and renter-occupied housing units, use—

$$Z \times \sqrt{(342.851 \times A) - (.000283 \times A^2)} \quad (2c)$$

The letter "A" in the formulas represents the publication estimate.

The letter "Z" determines the probability that the actual value is within the range you compute. The larger the value of Z, the larger the range, and the higher the odds the actual value will be in the range. The following values of Z are most commonly used:

| Value of Z | Meaning   |
|------------|---|
| 1.00       | There is a 67-percent chance you'll be correct if you say the actual value is in the range you compute. |
| 1.60       | There is a 90-percent chance you'll be correct if you say the actual value is in the range you compute. |
| 1.96       | There is a 95-percent chance you'll be correct if you say the actual value is in the range you compute. |
| 2.58       | There is a 99-percent chance you'll be correct if you say the actual value is in the range you compute. |

Ranges of 90 and 95 percent are commonly used. The range of error is also referred to as the confidence interval since there is a certain level of confidence that the actual value is within the interval. To compute a confidence interval for an estimate from table I, multiply the error value by an appropriate Z.

Refer to the footnote in table I for factors to apply to estimates involving new construction. Multiply the error computed from the formulas by the appropriate new construction factor.

The reliability of an estimated percentage, computed by using the sample data for both numerator and denominator, depends upon both the size of the percentage and the size of the total upon which the percentage is based. Estimated percentages are relatively more reliable than the corresponding estimates of the numerators of the percentages, particularly if the percentages are 50 percent or more.

Table II presents the errors of estimated percentages for the 1991 housing inventory. To obtain an estimate of errors associated with percentages that are not shown in table II, apply one of the following formulas:

Owner-occupied housing units:

$$Z \times \sqrt{\frac{375.320 \times P \times (100 - P)}{Y}} \quad (3a)$$

Renter-occupied housing units:

$$Z \times \sqrt{\frac{327.807 \times P \times (100 - P)}{Y}} \quad (3b)$$

Combinations of owner-occupied and renter-occupied housing units:

$$Z \times \sqrt{\frac{342.851 \times P \times (100 - P)}{Y}} \quad (3c)$$

The "P" is the estimated percentage, and the "Y" is the base (denominator) of the percentage. The "Z," as described earlier in this section, determines the probability that the actual value is within the range you compute. You can also multiply an error from table II by a Z value to obtain a confidence interval. Also, refer to the footnote in table I for factors to apply to percentages involving new construction.

**Illustration of the Use of the Formulas.** Table 2-1 of this report shows that there were 691,100 owner-occupied housing units in the Atlanta, GA, metropolitan area. Apply formula 2a to obtain a 90-percent confidence interval:

$$16,880 = 1.6 \times \sqrt{(375.320 \times 691,100) - (.000310 \times 691,100^2)}$$

Consequently, there is a 90-percent chance we would be correct if we conclude that the actual value is within the range of 691,100 ± 16,880, or 674,220 to 707,980 housing units.

Table 2-3 shows that of 691,100 owner-occupied housing units, 123,200 or 17.8 percent had two bedrooms. Apply formula (3a) to obtain a 90-percent confidence interval for the percentage:

$$1.4 = 1.6 \times \sqrt{\frac{375.320 \times 17.8 \times (100 - 17.8)}{(691,100)}}$$

Consequently, there is a 90 percent chance we would be correct if we concluded that the actual proportion is within the range 17.8 ± 1.4, or 16.4 to 19.2 percent.

**Differences.** People often ask whether two numbers are actually different. If the range of error does not include zero, the numbers are different. As a general rule, if the confidence intervals do not overlap, they are different. To compute the range of error on the difference, use the following formula:

$$\sqrt{(\text{error on first number})^2 + (\text{error on second number})^2} \quad (4)$$

This formula is quite accurate for (a) the difference between estimates of the same item in two different areas or (b) the difference between separate and uncorrelated items in the same area. If there is a high positive correlation between the two items, the formula will overestimate the error. If there is a high negative correlation, the formula will underestimate the error. The following illustration shows how to compute the error of a difference.

**Illustration of the Computation of the Error of a Difference.** Table 2-3 of this report shows that there were 383,700 owner-occupied housing units with three bedrooms in the Atlanta, GA, metropolitan area. Thus, the apparent difference, as shown by these data, between owner-occupied units with two bedrooms and owner-occupied units with three bedrooms is 260,500. The errors for a 90-percent confidence interval for the number of owner-occupied housing units with two bedrooms and three bedrooms are 10,310 and 15,870, respectively.

Apply formula (4) to calculate the error of the difference between the estimates of the number of owner-occupied housing units with three bedrooms and the number with two bedrooms:

$$18,920 = \sqrt{(10,310)^2 + (15,870)^2}$$

Consequently, there is a 90 percent chance we would be correct if we concluded that the interval for the difference is 260,500 ± 18,920, or 241,580 to 279,420 housing units.

Thus, we can conclude that there is a 90 percent chance that the number of 1991 owner-occupied housing units with three bedrooms is greater than the number of owner-occupied housing units with two bedrooms, since the 90-percent confidence interval does not include zero or negative values.

**Medians.** The median is the value 50 percent of the way through the distribution. Thus, 50 percent of the total falls below and 50 percent falls above the median. You can construct a confidence interval around the median by computing the error on a 50-percent characteristic and translating that into an interval for the characteristic.

Use the following procedure to estimate the upper and lower limits of a confidence interval for a median:

1. Using the error formula for percents, above (3a, 3b, or 3c), compute the error of 50 percent. The total number of housing units from the distribution is the denominator in the formula. Subtract "not reported" or "don't know" categories from the total.
2. Calculate the confidence interval for 50 percent by adding and subtracting the error, from step 1, to 50 percent.
3. Translate the confidence interval for 50 percent to an interval for the characteristic. The lower and upper endpoints for the 50-percent confidence interval represent the percent of cases that fall below the respective endpoints of the interval for the characteristic. These values are found by linearly interpolating within the appropriate intervals of the distribution.

The probability you will be correct if you conclude that the actual median is within the interval depends on the value of  $Z$  in the error-of-percent formula. The following example shows how to compute a 90-percent confidence interval.

**Illustration of the Computation of the 90-Percent Confidence Interval of a Median.** Table 3-13 of this report shows the median monthly housing cost for owner-occupied housing units is \$672. The base of this distribution is obtained by subtracting "mortgage payment not reported" from the number of occupied units. Using this definition, the base is equal to 617,400.

1. Applying formula (3a) with  $P=50$  and the corrected base of 617,400, we obtain an error of 2.0.

$$2.0 = 1.6 \times \sqrt{\frac{375.320 \times (50) \times (100 - 50)}{617,400}}$$

2. To obtain a 90-percent confidence interval on the estimated median, initially add to and subtract from 50 percent the error obtained above. This yields percentage limits of 48.0 and 52.0.
3. From the distribution for monthly housing cost in Table 3-13, the \$600 to \$700 interval for owner-occupied housing units contains the 48.0 percent derived in step 2. About 276,500 housing units, or 44.8 percent, fall below this interval, and 44,500 housing units, or 7.2 percent, fall within this interval. By linear interpolation, the lower limit of the 90 percent confidence interval is found to be about \$644.

$$600 + (700 - 600) \frac{48.0 - 44.8}{7.2} = 644$$

4. Similarly, the \$600 to \$700 interval for owner-occupied housing units contains the 52.0 percent derived in step 2. About 276,500 housing units (44.8 percent) fall below this interval, and 44,500 housing units or 7.2 percent, fall within this interval. The upper limit of the 90-percent confidence interval is found to be about \$700.

$$600 + (700 - 600) \frac{52.0 - 44.8}{7.2} = 700$$

Thus, the 90-percent confidence interval ranges from \$644 to \$700; there is a 90 percent chance we would be correct if we concluded that the actual value lies within this range.

5. Finally, note that the medians shown in this report are calculated from unbounded data and then rounded. Thus, they may differ from the medians calculated from the grouped data in the tables of this report.

**Nonsampling Errors.** In general, nonsampling errors can be attributed to many sources:

- a. Inability to obtain information about all cases.
- b. Definitional difficulties.
- c. Differences in the interpretation of questions.
- d. Inability or unwillingness of respondents to provide correct information.
- e. Mistakes in recording or coding the data.
- f. Other errors of collection, response, processing, and coverage.
- g. Estimation for missing data.

Nonsampling errors are not unique to sample surveys since they can, and do, occur in complete censuses as well.

The most noteworthy of these error sources are as follows:

- a. Response error, which we measure by reinterviews.
- b. Coverage error.
- c. Errors resulting from incomplete data, which includes nonresponse as well as coverage errors.

Obtaining a measurement of the total nonsampling error associated with the estimates from a survey is very difficult, considering the number of possible sources of error. However, an attempt was made to measure some of the

nonsampling errors associated with the estimates for the 1991 AHS-Metropolitan Area sample. In the following sections, the major sources of nonsampling errors will be discussed.

**AHS-MS Content Errors.** A content reinterview program was done for the 1991 AHS-Metropolitan Area sample units. A sample of these units was revisited, and answers to some of the questions on the questionnaire were obtained again. The original interview and reinterview were assumed to be two independent readings and thus were the basis for the measurement of the accuracy of the data collected from interviewed units.

Since the 1991 AHS-MS reinterview program was intended as an interviewer quality check, a content reinterview report is not available. However, past reinterview programs have shown that certain items are likely to produce moderate or high response variability. Response variability is defined as the measure of consistency between the original survey response to an item and the reinterview response to that item. Moderate levels of variability indicate that the response error is not insignificant in comparison to the sampling error. High variability indicates that the response errors are very significant in relation to the sampling errors with which they are associated; therefore, caution should be used when considering estimates of these characteristics. The 1985 Content Reinterview Program had five items that exhibited high variability: (1) major repairs over \$500 each; (2) payments the same throughout mortgage; (3) area lived at age 16; (4) preferred place to live in 5 years; and (5) size of lot. Prior-year results for the 1991 metropolitan areas can be found in the Census Bureau publication series H-170 for the years 1981 through 1983.

**AHS-National Content Errors.** A content reinterview program was conducted for the AHS-National households as well. A subsample of the original households was revisited, and certain questions from the original questionnaire were asked again. This was intended to evaluate the coverage of correct addresses and the correct classification of noninterviews. The 1991 reinterview program also evaluated population coverage by questions about household members missed during the original interview. It was determined that interviews had missed people in fewer than 1 percent of the survey households.

Reinterview studies were also conducted in conjunction with previous AHS-National and AHS-MS enumerations. These studies included items dealing primarily with poor housing quality, attitudes about the neighborhood, and certain housing costs. The following table shows the items that had moderate or high levels of inconsistency. Although not all of these questions were included in the 1991 reinterview studies, questions from previous enumerations were not altered enough to lead one to believe that the level of inconsistent responses would change.

| Survey items   | Level of inconsistency |
|--|------------------------|
| Mice and rats .....  | Moderate               |
| Real estate taxes .....  | Moderate               |
| Cost of real estate taxes .....  | Moderate               |
| Prefer to live in same area or somewhere else ..   | Moderate               |
| Open cracks or holes on inside of building .....   | Moderate to High       |
| Holes in floors .....  | Moderate to High       |
| Blown fuses/tripped circuit breakers .....   | Moderate to High       |
| Neighborhood conditions:   |                        |
| Street noise; roads in need of repair; crime; trash, litter, junk in streets or on properties; boarded up/abandoned structures; nonresidential activities; odors, smoke, gas ..... | Moderate to High       |
| Satisfactory neighborhood services:  |                        |
| Police protection; hospitals/health clinic; public transportation; shopping; elementary schools ..   | Moderate to High       |
| Electricity cost .....   | Moderate to High       |
| Oil, coal, kerosene, wood or other fuel cost .....   | Moderate to High       |
| Fire/hazard insurance .....  | Moderate to High       |
| Cost of garbage collection .....   | Moderate to High       |
| Broken plaster or peeling paint on ceiling and walls .....   | High                   |
| Working electric outlet in all rooms .....   | High                   |
| Concealed wiring .....   | High                   |
| Gas cost .....   | High                   |
| Cost of water supply and sewage disposal .....   | High                   |
| Gross income .....   | High                   |

A possible explanation for the results of the reinterview studies, as well as the surveys themselves, is that respondents may lack precise information. Also, since the results of the reinterview studies are derived from sample surveys, there is sampling error associated with these estimates of nonsampling error. The possibility of such errors should be taken into account when considering the results of these studies.

**Coverage Errors.** In errors of coverage and estimation for missing data, the AHS new construction sample had deficiencies in the representation of conventional (nonmobile home or trailer) new construction. Because of time constraints, only those building permits issued more than 7 months before the survey ended were eligible to be sampled to represent conventional new construction in permit-issuing areas for each metropolitan area. However, those permits issued during the last 7 months of the survey do not necessarily represent missed housing units. Because of the relatively short time span involved, it is possible that construction of these housing units was not completed at the time the survey was conducted, in which case, they would not have been eligible for interview. In addition to these deficiencies, new construction in special places that do not require building permits, such as military bases, is not adequately presented.

AHS misses a significant portion of new mobile homes. It is believed that most of the difference is because of poor coverage of mobile home parks in address enumeration districts (ED's). Undercoverage exists for those mobile homes built between the time of the last coverage improvement procedure and the 1980 census. It has been estimated that on a national level, up to 25 percent of those

mobile homes built after January 1, 1980, may be missed. Deficiencies also exist in ED's where area sampling methods are used. It had been assumed that all housing units located inside these ED's would be represented in the sample. However, it has been established that the AHS sample missed up to 2 percent of all housing units in these ED's because they were not listed during the canvassing. It should be noted that since these ED's were recanvassed each time this metropolitan area was surveyed, the number of missed housing units may be considerably less for the 1991 survey.

The mobile home and total housing unit ratio estimation procedures correct for these deficiencies as far as the count of mobile homes and total housing units is concerned (i.e., it adjusts to the best available estimate). However, biases of subtotals would still remain.

*Rounding Errors.* For errors associated with processing, rounding of estimates introduces another source of error in the data, the severity of which depends upon the statistics being measured. The effect of rounding is significant relative to the sampling error only for small percentages or small medians, when these figures are derived from relatively large bases (e.g., median number of persons per household). This means that confidence intervals formed from the standard errors given may be distorted, and this should be taken into account when considering the results of the survey.

**Errors Resulting From Incomplete Data.** There are three main errors associated with incomplete data: (a) noninterview error, (b) missing housing units, and (c) item nonresponse error.

*Noninterview error* occurs because noninterviews are not adequately represented by interviewed units in the noninterview weighting adjustment. The extent to which interviews do not represent noninterviews determines the magnitude of the nonsampling error from these units.

*Missing housing units error* occurs because the weighting adjustment does not adequately account for these units. We miss these units because the frames from which we selected the AHS-MS sample had deficiencies (see Coverage Errors).

*Item nonresponse error* occurs because certain items on the questionnaire are blank because the respondent is unwilling or unable to provide a response. The computer assigns, or "imputes," values for these items. We do not know how close the imputed values are to the actual values.

For some items, there is no imputation for item nonresponse. Totals and subcategories of these items will be underestimated. Also, if the nonresponses are distributed differently than responses, percent distributions will be distorted.

The errors in table III are an innovative way of presenting incompleteness errors as standard errors. They should be regarded as examples of errors caused by incompleteness rather than exact errors for any specific estimate.

These results are based on total estimates of various geographic levels. These geographic levels were chosen to be homogeneous sociologically and, thus, represent other characteristics. Therefore, they act as a proxy for items of various sizes. Although no specific data items (e.g., tenure) were used, the results were generalized to apply to all items. Thus, these errors may overestimate or underestimate the error for other data items.

For more detail on the methodology and the results, see a paper titled, "How Response Error, Missing Data and Undercoverage Bias Survey Data," by P. Burke (HUD), G. Shapiro (Census), D. Kostanich (Census), K. Mansur (Census), and L. Cahoon (Census). You can get a copy of this paper from Gary Shapiro in the Statistical Research Division, Bureau of the Census at 301-763-7880.

As the paper referenced above explains, the standard errors in table III represent the variability (standard deviation) of the bias resulting from incomplete data modeled from the AHS-Metropolitan data. These errors do not reflect reductions in error resulting from the AHS-MS weighting process, which attempts to adjust for this incomplete data. Thus, we believe the errors in table III are overestimates of the error for incomplete data.

Although these errors seem large compared to the sampling errors shown in table I, consider the following scenario. Assume there are 100,000 units of a particular type, and the completeness rate for the item is 90 percent. That is, 90 percent of the sample cases contained good data for the item.

The number of housing units in each of the 1991 MSA's range from approximately 438,000 (in Hartford) to 4,480,000 (in New York). Thus, a 90-percent completeness rate would mean that from 43,800 housing units (in Hartford) to 448,000 housing units (in New York) would have to be accounted for through imputation or weighting adjustments (i.e., 10 percent of the cases did not have good data for the item). Table III shows that the errors resulting from incomplete data range from 562 to 4,156 (for Hartford) and from 5,417 to 77,981 (for New York). The numbers are small, considering the number that we could have accounted for incorrectly.

## SAMPLE DESIGN

**Introduction.** The estimates for each of the 11 metropolitan areas in this report series (H170/91) are based on data collected from the 1991 American Housing Survey Metropolitan Sample (AHS-MS) and the 1991 American Housing Survey National Sample, which were conducted by the Bureau of the Census acting as collection agent for the Department of Housing and Urban Development.

The sample areas covered for metropolitan areas that remained in the AHS sample after survey year 1983 are consistent with the 1983 Office of Management and Budget (OMB) definitions of a metropolitan statistical area (MSA), consolidated metropolitan statistical area (CMSA), or primary metropolitan statistical area (PMSA). In some instances, a given metropolitan area is a combination of primary metropolitan statistical areas and will be referred to as PMSA's. In addition to adding new areas to some metropolitan samples in order to comply with the 1983 definitional changes, some new metropolitan areas have been added. Thus, each of the 1991 metropolitan areas will fall into one of three categories:

- a. Areas of the same geographic area as defined for surveys before 1984 (i.e., areas in which the 1970 OMB definition of a standard metropolitan statistical area is the same as the 1983 MSA, PMSA, or CMSA definition, 1970-based area)—San Diego, CA MSA; and Seattle-Tacoma, WA CMSA;
- b. Areas consisting of new area in addition to the 1970-based area—Atlanta, GA MSA; Baltimore, MD MSA; Chicago, IL area PMSA's; Columbus, OH MSA; Hartford, CT CMSA; New York Nassau-Suffolk, NY PMSA's; Northern NJ area PMSA's; and St. Louis, MO-IL CMSA;
- c. Areas that are strictly 1980-based—Houston, TX area PMSA's.

The metropolitan areas selected for the 1991 AHS-MS are interviewed on a rotating basis once every 4 years. Initially, each metropolitan area had an expected sample size of 4,250 or 8,500 housing units, uniformly distributed throughout nine panels (panels 4 through 12). Because of budget constraints, the expected sample sizes were reduced to 4,250 in the metropolitan areas with sample sizes of 8,500, and panel 12 was dropped from sample in all metropolitan areas except New York and Northern NJ. For all of the 1991 MSA's except New York and Northern NJ, interviewing took place from April 1991 through December 1991. In New York and Northern New Jersey, the interviewing took place from June 1991 through January 1992.

Table IV summarizes the interview activity for the 1991 AHS in each of the metropolitan areas. The table provides the number of eligible units (composed of completed interviews and noninterviews) and the number of units visited but ineligible for interview.

The AHS-National sample is interviewed biennially in odd-numbered years. The interviews were a combination of field interviewing and CATI (computer assisted telephone interviews). The sample covers 878 counties and independent cities with coverage in each of the 50 States and the District of Columbia. To increase the reliability of the AHS-MS sample estimates, AHS-National sample units in the metropolitan area were used in the estimation process. Table IV also summarizes data on AHS-National units used in the sample.

**Designation of AHS-MS Sample Housing Units for the 1991 Survey.** The sample housing units designated to be interviewed in the 1991 survey consisted of the following categories, which are described in the following sections:

Housing units that were in the 1970-based area include the following:

- a. All sample housing units that were interviewed in the previous survey. This sample includes housing units that were selected as part of the 1976-1981 Coverage Improvement Program. These coverage improvement cases represented most of the housing units that, until these procedures were implemented, did not have a chance of selection.
- b. All sample housing units that were type A noninterviews (i.e., units eligible to be interviewed) or type B noninterviews (i.e., units not eligible for interview at the time of the survey but which could become eligible in the future) in the previous survey.
- c. All sample housing units selected from a listing of new residential construction building permits issued since the previous survey. This sample represented the housing units built in permit-issuing areas since the previous survey.
- d. All sample housing units that were added since the previous survey in sample segments from the nonpermit universe. This sample represented additions to the housing inventory since the previous survey in nonpermit-issuing areas.
- e. In the 1970-based areas of the Baltimore, MD MSA; Chicago, IL area PMSA's; Hartford, CT CMSA; and St. Louis, MO-IL CMSA, all sample housing units selected from the 1980 Census of Population and Housing.
- f. All sample housing units reinstated in sample in 1991. This sample represents units that had been dropped from sample because of sample reductions before 1991.

Housing units within new areas added to the metropolitan area in 1980 (1980-based area) include the following:

- a. All housing units selected from the 1980 Census of Population and Housing.
- b. All housing units that were selected from a list of new residential construction building permits. This sample represented the housing units built in permit-issuing areas since the 1980 census.
- c. All sample housing units that were selected in sample segments added from the nonpermit universe. This sample represents units enumerated in the 1980 census as well as additions to the housing inventory in nonpermit-issuing areas since the 1980 census.



The following table shows the percent of the AHS-MS old construction sample that is 1970-based and 1980-based for each metropolitan area:

| Metropolitan area                        | Percent 1970-based area | Percent 1980-based area |
|--|-------------------------|-------------------------|
| Atlanta, GA MSA .....                    | 83.4                    | 16.6                    |
| Baltimore, MD MSA .....                  | 97.7                    | 2.3                     |
| Chicago, IL area PMSA's .....            | 98.6                    | 1.4                     |
| Columbus, OH MSA .....                   | 80.4                    | 19.6                    |
| Hartford, CT CMSA .....                  | 61.8                    | 38.2                    |
| Houston, TX area PMSA's .....            | 0.0                     | 100.0                   |
| New York-Nassau-Suffolk, NY PMSA's ..... | 97.0                    | 3.0                     |
| Northern NJ area PMSA's .....            | 55.9                    | 44.1                    |
| St. Louis, MO-IL CMSA .....              | 95.8                    | 4.2                     |
| San Diego, CA MSA .....                  | 100.0                   | 0.0                     |
| Seattle-Tacoma, WA CMSA .....            | 100.0                   | 0.0                     |

**1991 AHS-MS Original Sample Selection for the 1970-Based Area Sample of the Metropolitan Areas.** The 1991 AHS-MS original sample for the 1970-based area of the metropolitan areas which, in 1970, were 100-percent permit-issuing was selected from two frames:

- a. Housing units enumerated in the 1970 Census of Population and Housing in areas under the jurisdiction of permit-issuing areas (the 1970-based permit-issuing universe).
- b. Housing units constructed in permit-issuing areas since the 1970 census (the 1970-based new construction universe).

In addition, the sample for those metropolitan areas that were not 100-percent permit-issuing in 1970 included a sample selected from a third frame: housing units located in areas not under the jurisdiction of permit-issuing offices (the 1970-based nonpermit universe).

In 1970, the Hartford, CT CMSA; New York-Nassau-Suffolk, NY PMSA's; Northern NJ area PMSA's; and San Diego, CA MSA were the only metropolitan areas that were 100-percent permit-issuing.

Sampling operations, described in the following paragraphs, were performed separately within the central city and balance, using the 1970 OMB definitions of the central city of each metropolitan area for each of the sample frames. The overall sampling rate used to select the sample for each metropolitan area was determined by the size of the sample. Each metropolitan area had a sampling rate about the same for the central city and the balance, since the sample was distributed proportionately between the two, according to the corresponding distribution of total housing units.

*Sample from the 1970-Based Permit-Issuing Universe.* The major portion of the sample in each of the metropolitan areas was selected from a file that represented the

20-percent sample of housing units enumerated in permit-issuing areas of the metropolitan areas during the 1970 Census of Population and Housing. This file contained records for occupied housing units, vacant housing units, and housing units in certain special places or group quarters. Sampling operations were done separately for the special place and group quarters records, and for the occupied and vacant housing unit records. Before the sample was selected from the occupied and vacant housing unit records, the records were stratified by race of the head of household (non-Black/Black), and the vacant records were stratified into four categories pertaining to the value or rent associated with the vacant housing units. The occupied housing unit records were further stratified so that each unit was assigned to one of 50 strata according to its tenure (owner/renter), family size, and family income category as illustrated by the following table:

| Family income              | Tenure            |   |   |   |    |                    |   |   |   |    |
|----------------------------|-------------------|---|---|---|----|--------------------|---|---|---|----|
|                            | Owner family size |   |   |   |    | Renter family size |   |   |   |    |
|                            | 1                 | 2 | 3 | 4 | 5+ | 1                  | 2 | 3 | 4 | 5+ |
| Under \$3,000 .....        |                   |   |   |   |    |                    |   |   |   |    |
| \$3,000 to \$5,999 .....   |                   |   |   |   |    |                    |   |   |   |    |
| \$6,000 to \$9,999 .....   |                   |   |   |   |    |                    |   |   |   |    |
| \$10,000 to \$14,999 ..... |                   |   |   |   |    |                    |   |   |   |    |
| \$15,000 and over .....    |                   |   |   |   |    |                    |   |   |   |    |

Thus, the occupied housing unit records from the permit-issuing universe were assigned to one of 100 strata for either the central city or for the balance, and the vacant housing unit records were assigned to one of the four vacant strata for either the central city or for the balance of the metropolitan areas. A sample selection procedure was then instituted that would produce one-half of the desired sample. However, whenever a record was selected to be in sample, the housing unit record adjacent to it on the file was also selected to be in sample, thereby insuring the necessary designated sample size.

Before the sample was selected from the group quarters and special place records, the records were stratified by census tract and census enumeration district (ED) within the central city and within the balance of the metropolitan areas. A sample of special place records was then selected by a procedure that produced one-quarter of the desired sample size. However, at the time of the survey, the housing units at each of the special places were listed and subsampled at a rate that produced an expected four sample units, thereby insuring the necessary designated sample size.

*Sample from the 1970-Based New Construction Universe.* The second frame from which the metropolitan area sample was selected was a list of new construction building permits issued since 1970 (i.e., the new construction universe). The sample selection from the list of new construction building permits was an independent operation within the metropolitan area. Under clerically selected

procedures, the list of permits was stratified by the date the permits were issued, and clusters of an expected four (usually adjacent) housing units were formed. These clusters were then sampled for inclusion at the overall sampling rate. In February 1984, the new construction sampling operation for the 1970-based and 1980-based areas were combined into one computerized system. The universe sampled in the computerized system will be referred to in the estimation section as the 1980-based permit universe. Under these procedures, prior to sample selection, the list of permits was stratified by the date of issue, State, 1980 central city and balance, county or minor civil division, and permit office. Clusters of an expected four (usually adjacent) housing units were formed. These clusters were then sampled for inclusion at twice the overall sampling rate. The housing units within each of the clusters were then subsampled so that two of the four housing units originally selected were kept in sample.

*Sample from the 1970-Based Nonpermit Universe.* For those metropolitan areas that were not 100-percent permit-issuing, the remainder of the AHS-MS sample was selected from a frame consisting of areas not under the jurisdiction of permit-issuing offices (i.e., the nonpermit universe). The first step in the sampling operation for the nonpermit universe was the selection of a sample of census enumeration districts. Prior to this sample selection, the ED's were stratified by census tract within the central city and within the balance of the metropolitan area.

The probability of selection of an ED was proportionate to the following:

$$\frac{\text{Number of housing units in 1970 census ED} + \frac{\text{Group quarters population in 1970 census ED}}{3}}{4}$$

The sample ED's were then divided into segments (i.e., small land areas with well-defined boundaries having an expected size of four, or a multiple of four, housing units). At the time of the survey, those segments that did not have an expected size of four were further subdivided to produce an expected four sample housing units. The next step was the selection of one of these segments within each sample ED. All housing units in existence at the time of interview in these selected segments were eligible for sample. Thus, housing units enumerated in the 1970 census as well as housing units built since the 1970 census were included.

**Sample Selection for the AHS-MS Coverage Improvement Program.** The AHS-MS Coverage Improvement Program was undertaken to correct certain deficiencies in the AHS-Metropolitan Area sample from the 1970-based

permit-issuing universe and the 1970-based new construction universe within the 1970-based area. The coverage deficiencies included the following units:

- a. New construction from building permits issued before January 1970, but completed after April 1, 1970.
- b. Mobile homes placed in parks either missed during the 1970 census or established since the 1970 census.
- c. Housing units missed in the 1970 census.
- d. Housing units converted to residential use that were nonresidential at the time of the 1970 census.
- e. Houses that have been moved onto their present site since the 1970 census.
- f. Mobile homes placed outside parks since the 1970 census or vacant at the time of the 1970 census.

For a detailed description of the coverage improvement sample selection process, see earlier reports in the H-170 series for the years 1976 through 1981.

**1987 AHS-MS Sample Reduction and Sample Reinstatement.** The 1987 AHS-MS sample reduction dropped units from sample, whereas the 1987 AHS-MS sample reinstatement added enumerated units that were previously dropped from sample. The universes involved were (a) the 1970-based permit-issuing universe, (b) the 1970-based new construction universe, and (c) the 1970-based nonpermit universe.

Sample reduction and reinstatement involved dropping or adding (a) individual housing units from the permit-issuing universe, (b) whole clusters from the new construction universe, and (c) whole segments from the nonpermit universe.

The reduction/reinstatement was implemented to achieve two criteria:

- a. A sample size of 4,250 or 8,500 in each metropolitan area.
- b. A sample having an equal number of owners and renters.

To achieve these results, each unit was classified according to the original panel number (the original sample was divided into 12 panels, with one-twelfth of the sample being in each panel) and 1987 tenure (each housing unit was given a 1987 tenure based on the previous year's tenure status). To simplify field procedures, panels 1 through 3 (i.e., a random one-fourth of the original sample) were dropped from sample whenever possible. Because of budget constraints, panels 4 and 5 were also subsequently dropped, and the final sample sizes were smaller than

4,250. More sample reductions were implemented separately for each 1987 tenure group (using different selection rates) across the remaining panels.

**AHS-MS Sample Selection for the 1980-Based Area Sample of the Metropolitan Areas.** The sample for new areas added to the 1970-based metropolitan areas, and metropolitan areas in sample for the first time that, in 1980, were 100-percent permit-issuing, was selected from two frames:

- a. Housing units enumerated in the 1980 Census of Population and Housing in areas under the jurisdiction of permit-issuing areas (the 1980-based permit-issuing universe).
- b. Housing units constructed in permit-issuing areas since the 1980 census (1980-based new construction universe).

In addition, the sample for those metropolitan areas that were not 100-percent permit-issuing in 1980 included a sample from a third frame: housing units not under the jurisdiction of permit-issuing offices (1980-based non-permit universe).

In 1980, the Hartford, CT CMSA was the only metropolitan area that added new areas that were not 100-percent permit-issuing. To satisfy confidentiality requirements in the Baltimore, MD MSA; Chicago, IL area PMSA's; Hartford, CT CMSA; and St. Louis, MO-IL CMSA, it was necessary to supplement the existing sample within the 1970-based area. The additional housing units were selected separately for each metropolitan area from the 1980-based permit-issuing universe.

*Sample From the 1980-Based Permit-Issuing Universe.* The major portion of the sample in each metropolitan area was selected from a file that represented all the housing units enumerated in permit-issuing areas during the 1980 Census of Population and Housing. This file contained records for occupied housing units, vacant housing units, and housing units in group quarters. Sampling operations were done separately for noninstitutionalized group quarters and for all other housing units in permit-issuing areas. In addition, in order that an equal number of owner and renter housing units were selected in each metropolitan area, a selection rate that differed by tenure group was used. Before the sample was selected, the housing units that were not classified as group quarters were stratified into 60 categories by tenure, contract rent, value, and number of rooms as illustrated by the following table:

| Contract rent and value      | Number of rooms |     |    |
|------------------------------|-----------------|-----|----|
|                              | 1-3             | 4-5 | 6+ |
| <b>RENTER</b> .....          |                 |     |    |
| Contract rent .....          |                 |     |    |
| Less than \$100 .....        |                 |     |    |
| \$100 to \$149 .....         |                 |     |    |
| \$150 to \$199 .....         |                 |     |    |
| \$200 to \$249 .....         |                 |     |    |
| \$250 to \$299 .....         |                 |     |    |
| \$300 to \$349 .....         |                 |     |    |
| \$350 to \$399 .....         |                 |     |    |
| \$400 or more .....          |                 |     |    |
| Not available .....          |                 |     |    |
| <b>OWNER</b> .....           |                 |     |    |
| Value .....                  |                 |     |    |
| Less than \$20,000 .....     |                 |     |    |
| \$20,000 to \$29,999 .....   |                 |     |    |
| \$30,000 to \$34,999 .....   |                 |     |    |
| \$35,000 to \$39,999 .....   |                 |     |    |
| \$40,000 to \$49,999 .....   |                 |     |    |
| \$50,000 to \$64,999 .....   |                 |     |    |
| \$65,000 to \$79,999 .....   |                 |     |    |
| \$80,000 to \$99,999 .....   |                 |     |    |
| \$100,000 to \$149,999 ..... |                 |     |    |
| \$150,000 or more .....      |                 |     |    |
| Not available .....          |                 |     |    |

The group quarters housing units were grouped into two strata: (1) institutionalized group quarters, and (2) noninstitutionalized group quarters.

The following sample selection procedures were then implemented separately within the central city and balance of the metropolitan area. For the Baltimore, MD MSA; Chicago, IL area PMSA's; Hartford, CT CMSA; and St. Louis, MO-IL CMSA, the sample selections were implemented separately by the 1970-based and 1980-based areas. All units were sorted by the 1980 central city and balance, stratum, State, district office, ED, and census serial number. The sample selection procedure was then implemented separately for (a) institutionalized group quarters and nongroup quarters housing units, and (b) noninstitutionalized group quarters.

Individual housing units were selected for the nongroup quarters while each institutionalized group quarters had one chance of selection. Before the sample selection for the noninstitutionalized group quarters was implemented, the following measure of size was calculated for each record:

$$\frac{(1/4) \times (\text{Total group quarters population})}{2.75}$$

The noninstitutionalized group quarters were then selected proportionate to the measure of size.

*Sample Selection From the 1980-Based New Construction Universe.* The second frame from which the metropolitan area sample was selected was a list of new construction building permits issued since 1980 (i.e., the new construction universe). The sample selection from the list of new

construction building permits was an independent operation within each metropolitan area. This operation was described in the discussion of the 1970-based new construction universe.

*Sample From the 1980-Based Nonpermit Universe.* For those metropolitan areas that were not 100-percent permit-issuing, the remainder of the AHS-MS sample was selected from a frame consisting of areas not under the jurisdiction of permit-issuing offices (i.e., the 1980-based nonpermit universe). The first step in the sampling operation for the nonpermit universe was the selection of a sample of census ED's within these areas (using the overall sampling rate). Prior to this sample selection, the ED's were sorted by State, district office and enumeration district number. The probability of selection of an ED was proportionate to the following:

$$\frac{\text{Number of housing units in 1980 census ED} + \frac{\text{Noninstitutionalized group quarters population in 1980 census ED}}{2.75}}{4}$$

The sample ED's were then divided into segments (i.e., small land areas with well-defined boundaries having an expected size of four, or a multiple of four, housing units). At the time of the survey, those segments that did not have an expected size of four housing units were further subdivided to produce an expected four sample housing units. Following the division, a segment from each sample ED was selected. All housing units in existence at the time of interview in these selected segments were eligible for sample. Thus, housing units enumerated in the 1980 census as well as housing units built since the 1980 census are included.

**1991 AHS-MS Sample Reduction and Sample Reinstatement.** For the current survey year, 3 of the 11 metropolitan areas had an expected sample size of 8,500; the remaining areas had an expected sample size of 4,250. Because of budget constraints, the sample sizes for the three large metropolitan areas were reduced from 8,500 to 4,250.

Panels 4 and 5 were reinstated in all areas in 1991; panel 12 was dropped in all areas except New York and Northern NJ. In addition, some housing units were reassigned from one panel to another to insure equitable workloads among all panels. This operation will also make it possible to interview the dropped units (and return to the 8,500 sample size for the three large metropolitan areas) when these metropolitan areas are surveyed in the future.

*AHS-National Sample Selection.* The United States was divided into areas made up of counties and independent cities called primary sampling units (PSU's). These PSU's were grouped into strata of one or more PSU's; one PSU was selected from each stratum to represent all PSU's in that stratum.

*Selection from the 1980 census.* Sample units were selected from the 1980 census units in these PSU's at an overall sampling rate of 1 in 2,148. The procedure for sampling of housing units, in a given area, depended on (a) the completeness of addresses and (b) the degree of monitoring of new construction by permits.

In areas where addresses were mostly complete and new construction was monitored by permits, a sample was selected from a list of housing units that received long-form questionnaires in the 1980 census.

In areas where at least 4 percent of the addresses were incomplete or inadequate, or where new construction was not monitored by building permits (most rural areas), a sample of 1980 "long-form questionnaire" census units was selected in several steps:

- a. The areas were grouped, and a sample of areas was chosen.
- b. A segment was selected within each sample area.
- c. A sample of housing units that received 1980 census long forms was selected within the segment.

*Selection of New Construction Housing Units in Permit-Issuing Areas.* The sample of permit new construction was selected from issued building permits such that the units were expected to be completed after April 1, 1980. The sampling procedure was similar to that of AHS-MS; however, the subsampling rate used was 1 in 4.

*Selection of Other Added Units and New Construction in Nonpermit-Issuing Areas.* These types of housing units added to the inventory since the 1980 census were represented using two methods:

- a. Within-structure additions are units in structures that contained at least one unit enumerated in the 1980 census
- b. Whole-structure additions include units in structures that contained no units enumerated in the 1980 census.

Additional information concerning the 1991 AHS-National survey is available in the Current Housing Report series H150/91.

**ESTIMATION**

The 1991 AHS-Metropolitan Area sample produced estimates pertaining to characteristics of the housing inventory at the time of the interview (i.e., the 1991 housing inventory). The combined estimates used information from both the AHS-MS and AHS National samples (i.e., the combined sample estimates).

**AHS-MS.** Before performing estimation procedures using the combined sample, the AHS-MS sample housing units were weighted according to a one-stage ratio estimation procedure. Before the implementation of the ratio estimation procedure, the basic weight (i.e., the inverse of the probability of selection) for each interviewed sample housing unit was adjusted to account for Type M and Type A noninterviews.

*Type M Noninterview Adjustment.* The Type M noninterviews are sample units that were dropped because of selection by another survey. These noninterviews occur in (a) the 1980-based permit-issuing area universe, (b) the 1980-based nonpermit-issuing area universe, and (c) the 1980-based new construction universe.

The adjustment was done separately for the above universes for the central city and balance for each metropolitan area. The adjustment was equal to the following:

$$\frac{\text{AHS-MS sample estimate of 1980 housing units in the cell} + \text{Weighted count of Type M noninterviewed housing units}}{\text{AHS-MS sample estimate of 1980 housing units in the cell}}$$

*Type A Noninterview Adjustment.* Type A noninterviews are sample units for which (a) occupants were not home, (b) occupants refused to be interviewed, or (c) occupants were unavailable for some other reason.

The adjustment was done on occupied units and was computed separately for the following:

- a. Units in the 1980-based permit-issuing area universe.
- b. New construction.
- c. All other housing units (this includes the 1970-based permit-issuing universe, the 1970-based and 1980-based nonpermit-issuing universes, and the 1970-based new construction housing units built before the last survey).

For units in the 1980-based permit-issuing universe, a Type A noninterview adjustment factor was computed separately, for each of the 62 strata used in the sample selection process, by central city and balance. For new construction units, a Type A noninterview adjustment factor was computed separately for each of the central city and balance. For all other units, a Type A noninterview adjustment factor was calculated separately by tenure and 1970 central city and balance for each of the following:

- a. Twenty-four noninterview cells for sample housing units from the permit-issuing universe (each cell was derived from one or more of the 50 different strata used in the 1970-based permit-issuing universe, illustrated earlier).
- b. One noninterview cell for new construction housing units.

- c. One noninterview cell for mobile homes or trailers from the nonpermit-issuing universe.
- d. One noninterview cell for units that were not mobile homes or trailers from the nonpermit-issuing universe.
- e. Three noninterview cells for units from the coverage improvement universe.
- f. One noninterview cell for units classified as vacants at the time of the 1970 census.
- g. One noninterview cell for units classified as group quarters at the time of the 1970 census.

Within a given cell, the Type A noninterview adjustment factor was equal to the following ratio, using the basic weight times the Type M noninterview adjustment factor for the sample weight:

$$\frac{\text{Weighted count of interviewed housing units} + \text{Weighted count of Type A noninterviewed housing units}}{\text{Weighted count of interviewed housing units}}$$

*AHS-MS Ratio Estimation Procedure for the 1970-Based Permit-Issuing Universe.* The following ratio estimation procedure was employed for all sample housing units from the permit-issuing universe. This factor was computed separately for all sample housing units within each 1970-based permit-issuing universe noninterview cell mentioned previously. The ratio estimation factor for each cell was equal to the following:

$$\frac{\text{1970 census count of housing units from the 1970-based permit-issuing universe in the corresponding cell}}{\text{AHS-MS sample estimate of 1970-based housing units from the permit-issuing universe in the corresponding cell}}$$

For each metropolitan area, the numerators of the ratios were obtained from the 1970 Census of Population and Housing 20-percent file (long forms) of housing units enumerated in areas under the jurisdiction of permit-issuing offices. The denominators of the ratio estimation factors were then obtained from weighted estimates of all the AHS-MS sample housing units from the 1970-based permit-issuing universe, using the existing weights (i.e., the basic weight times the Type A noninterview adjustment). The computed ratio estimation factor was then applied to the existing weight for each sample housing unit within the corresponding ratio estimation cells. This ratio estimation procedure was introduced to correct the probabilities of selection for samples, in each of the strata used in the sample selection of the 1970-based permit-issuing universe. Before the AHS-MS sample selection within each metropolitan area, housing units already selected for other Census Bureau surveys were deleted from the permit-issuing universe. The same probability of selection was then applied to the remaining units to select the AHS-MS

sample. Since the number of housing units deleted from the AHS-MS universe frame was not necessarily proportional among all strata, some variation in the actual probability of selection between strata was introduced during the sample selection process.

*AHS-MS Ratio Estimation Procedure for the 1980-Based Permit-Issuing Universe.* The following ratio estimation procedure was employed for all sample units from the 1980-based permit-issuing universe. This factor was computed separately for all metropolitan areas, excluding the San Diego, CA MSA; and Seattle-Tacoma, WA CMSA, within each 1980-based permit-issuing universe noninterview cell mentioned previously. The ratio estimation factor was equal to the following:

$$\frac{\text{1980 census count of housing units from the 1980-based permit-issuing universe in the corresponding cell}}{\text{AHS-MS sample estimate of 1980-based housing units from the permit-issuing universe in the corresponding cell}}$$

For each metropolitan area, the numerator of the ratio was obtained from the 1980 Census of Population and Housing 100-percent file of housing units enumerated in areas under the jurisdiction of permit-issuing offices. The denominator of the ratio was obtained from weighted estimates of all the AHS-MS sample housing units within the corresponding ratio estimation categories using the existing weight (i.e., the basic weight times the Type M noninterview adjustment factor times the Type A noninterview adjustment factor).

The computed ratio estimation factor was then applied to the existing weight for each sample housing unit within the corresponding ratio estimation categories.

This ratio estimation procedure was introduced to adjust the sample estimate in each of the strata used in the sample selection of the 1980-based permit-issuing universe to an independent estimate (1980 census count) for the strata. This adjustment was necessary since some sample units were dropped during processing.

**AHS-National.** Before implementing estimation procedures using the AHS-National units for the combined sample, the AHS-National sample units were assigned a weight that reflected the probability of selection for the unit. The AHS-National weighting procedure then made adjustments for units that could not be interviewed. For each of these adjustments, a factor was computed and applied to the appropriate units.

The first of these adjustments was done for permit segments only, to account for permits that could not be sampled and units that could not be located. These units were represented by all other units in permit segments including both interviews and noninterviews (excluding "unable to locate" noninterviews).

The second of the adjustments was done for units in structures built before April 1, 1980. It was done to account for units that could not be located. These units were represented by both interviews and noninterviews (excluding "unable to locate" noninterviews).

The last of these adjustments was done to account for units that could not be interviewed because either no one was home after repeated visits or the respondent refused to be interviewed. When prior-year AHS or 1980 census data was available, this information was used to determine the noninterview adjustment cell. The cells included characteristics such as tenure, geography, units in structure, and number of rooms. When these data were not available, adjustment factors were computed separately using more general characteristics such as type of area and type of housing unit (i.e., mobile home, nonmobile home). Additional information on the AHS-National weighting procedure can be found in the current housing reports H150/91 series.

## COMBINED SAMPLE WEIGHTING

**Introduction.** The estimates for the combined sample were obtained by summing the sample weights of interviewed AHS-MS and AHS-National units. For AHS-MS sample units, the starting weight was obtained after the AHS-MS ratio estimation procedure. For AHS-National units, the starting weight was obtained after the Type A noninterview adjustment. To account for the use of two different samples representing one metropolitan area, weighting factors were assigned to each unit prior to the combined sample ratio estimation procedures.

**Weighting Factor Adjustment.** The weighting factor adjustment was computed separately for each metropolitan area by sample design (AHS-MS or AHS-National) according to "new construction" or "old construction" classification. New construction was defined as units built in permit-issuing areas since the 1980 census; old construction units were then categorized by tenure classification (renter/owner).

For a given characteristic, the AHS-MS weighting factor adjustment was a function of the sample size in each survey and the variance associated with each survey's estimates.

The corresponding weighting factor was then applied to the existing weight of each AHS-MS and AHS-National sample unit and the weights were then combined according to characteristic (i.e., AHS-MS new construction + AHS-National new construction, etc.).

**Combined Sample Ratio Estimation Procedures.** For the three ratio estimate procedures described below, each metropolitan area was subdivided into geographic areas consisting of a combination of counties.

*Mobile Home Ratio Estimation.* The following ratio estimation procedure was applied in all areas except the Chicago, IL area PMSA's; Hartford, CT CMSA; New York-Nassau-Suffolk, NY PMSA's; and Northern NJ area PMSA's:

Independent estimate of mobile homes  
for the corresponding geographic subdivision  
of the metropolitan area

---

Sample estimate of mobile homes  
for the corresponding geographic subdivision  
of the metropolitan area

The numerator of this ratio was determined using data from the 1990 census. The denominator was obtained using the existing weight of AHS sample mobile home units (i.e., the starting weight times the combined sample weighting factor).

*Independent Total Housing Unit Ratio Estimation.* The following ratio estimation procedure was applied in all areas except the Chicago, IL area PMSA's; Hartford, CT CMSA; New York-Nassau-Suffolk, NY PMSA's; and Northern NJ area PMSA's:

Independent estimate of the total housing inventory  
(excluding mobile homes) for the corresponding  
geographic subdivision of the metropolitan area

---

Sample estimate of the total housing inventory (excluding  
mobile homes) for the corresponding geographic  
subdivision of the metropolitan area

The numerator of this ratio was determined from 1990 Census data. The denominator was obtained using the existing weight of AHS sample units (excluding mobile homes).

*Independent Total Housing Unit Ratio Estimation.* The following ratio estimation procedure was applied to the Chicago, IL area PMSA's; Hartford, CT CMSA; New York-Nassau-Suffolk, NY PMSA's; and Northern NJ area PMSA's:

Independent estimate of occupied housing inventory  
for the corresponding geographic subdivision  
of the metropolitan area

---

Sample estimate of occupied housing inventory  
for the corresponding geographic subdivision  
of the metropolitan area

The numerator of this ratio was determined from 1990 census data. The denominator was obtained by using the existing weight of AHS sample units (i.e., the starting weight times the combined sample weighting factor).

The computed ratio estimation factors were then applied to all appropriate housing units in the corresponding geographic area of each metropolitan area, and the resulting product was used as the final weight for tabulation purposes.

This is the first year we have used controls based on the 1990 census. The method for computing the controls also changed. We believe this method is better than the previous one because, using 1980 census data, it predicted the 1990 census count of housing units better than the previous method. We have included 1990-based estimates for 1987 for total housing units for each 1991 metropolitan area surveyed, in appendix C of this report.

The effect of these ratio estimation procedures was to reduce the sampling error for most statistics below what would have been obtained by simply weighting the results of the sample by the inverse of the probability of selection. Since the housing population of the sample differed somewhat, by chance, from the metropolitan area as a whole, it can be expected that the sample estimates will be improved when the sample housing population, or different portions of it, is brought into agreement with known good estimates of the metropolitan area housing population.

**Table I. Standard Errors for Estimated Number of Housing Units in the 1991 Atlanta, GA MSA**

| Size of estimate | Standard error <sup>1</sup>                          |                                  |                                   |
|------------------|--|----------------------------------|-----------------------------------|
|                  | Combined owner and renter housing units <sup>2</sup> | Owner housing units <sup>3</sup> | Renter housing units <sup>4</sup> |
| 0.....           | 340  | 380                              | 330                               |
| 400.....         | 370  | 390                              | 360                               |
| 700.....         | 490  | 510                              | 480                               |
| 1,000.....       | 590  | 610                              | 570                               |
| 2,500.....       | 920  | 970                              | 900                               |
| 5,000.....       | 1,310  | 1,370                            | 1,280                             |
| 10,000.....      | 1,840  | 1,930                            | 1,800                             |
| 25,000.....      | 2,900  | 3,030                            | 2,830                             |
| 50,000.....      | 4,050  | 4,240                            | 3,960                             |
| 75,000.....      | 4,910  | 5,140                            | 4,800                             |
| 100,000.....     | 5,610  | 5,870                            | 5,480                             |
| 150,000.....     | 6,710  | 7,020                            | 6,560                             |
| 200,000.....     | 7,570  | 7,920                            | 7,400                             |
| 250,000.....     | 8,250  | 8,630                            | 8,060                             |
| 300,000.....     | 8,800  | 9,200                            | 8,600                             |
| 400,000.....     | 9,580  | 10,030                           | 9,370                             |
| 500,000.....     | 10,030   | 10,490                           | 9,810                             |
| 600,000.....     | 10,190   | 10,660                           | -                                 |
| 700,000.....     | 10,060   | 10,530                           | -                                 |
| 800,000.....     | 9,640  | 10,090                           | -                                 |
| 900,000.....     | 8,900  | -                                | -                                 |
| 1,000,000.....   | 7,720  | -                                | -                                 |
| 1,100,000.....   | 5,870  | -                                | -                                 |
| 1,210,458.....   | -  | -                                | -                                 |

<sup>1</sup>To compute standard errors for new construction estimates, the standard errors in the table should be multiplied by a factor of 1.0.

<sup>2</sup>Some examples that pertain to both owner and renter housing units are total housing units; all occupied housing units; all year-round housing units; mobile homes or trailers; and total vacant housing units.

<sup>3</sup>The owner housing units pertain to owner-occupied housing units and vacant housing units excluding vacant-for-rent housing units.

<sup>4</sup>The renter housing units pertain to renter-occupied housing units and vacant-for-rent housing units.

**Table II. Standard Errors for Estimated Percentages of Housing Units in the 1991 Housing Inventory of the Atlanta, GA MSA**

| Base of percentage | Estimated percentage <sup>1</sup> |         |          |          |      |
|--------------------|-----------------------------------|---------|----------|----------|------|
|                    | 0, 1, 99, or 100                  | 5 or 95 | 10 or 90 | 25 or 75 | 50   |
| 400.....           | 8.9                               | 19.6    | 26.9     | 38.9     | 44.9 |
| 700.....           | 6.7                               | 14.8    | 20.3     | 29.4     | 33.9 |
| 1,000.....         | 5.6                               | 12.4    | 17.0     | 24.6     | 28.4 |
| 2,500.....         | 3.6                               | 7.8     | 10.8     | 15.5     | 17.9 |
| 5,000.....         | 2.5                               | 5.5     | 7.6      | 11.0     | 12.7 |
| 10,000.....        | 1.8                               | 3.9     | 5.4      | 7.8      | 9.0  |
| 25,000.....        | 1.1                               | 2.5     | 3.4      | 4.9      | 5.7  |
| 50,000.....        | 0.8                               | 1.7     | 2.4      | 3.5      | 4.0  |
| 75,000.....        | 0.7                               | 1.4     | 2.0      | 2.8      | 3.3  |
| 100,000.....       | 0.6                               | 1.2     | 1.7      | 2.5      | 2.8  |
| 150,000.....       | 0.5                               | 1.0     | 1.4      | 2.0      | 2.3  |
| 200,000.....       | 0.4                               | 0.9     | 1.2      | 1.7      | 2.0  |
| 250,000.....       | 0.4                               | 0.8     | 1.1      | 1.6      | 1.8  |
| 300,000.....       | 0.3                               | 0.7     | 1.0      | 1.4      | 1.6  |
| 400,000.....       | 0.3                               | 0.6     | 0.9      | 1.2      | 1.4  |
| 500,000.....       | 0.3                               | 0.6     | 0.8      | 1.1      | 1.3  |
| 600,000.....       | 0.2                               | 0.5     | 0.7      | 1.0      | 1.2  |
| 700,000.....       | 0.2                               | 0.5     | 0.6      | 0.9      | 1.1  |
| 800,000.....       | 0.2                               | 0.4     | 0.6      | 0.9      | 1.0  |
| 900,000.....       | 0.2                               | 0.4     | 0.6      | 0.8      | 0.9  |
| 1,000,000.....     | 0.2                               | 0.4     | 0.5      | 0.8      | 0.9  |
| 1,100,000.....     | 0.2                               | 0.4     | 0.5      | 0.7      | 0.9  |
| 1,210,458.....     | 0.2                               | 0.4     | 0.5      | 0.7      | 0.8  |

<sup>1</sup>Standard errors are presented to the nearest one-tenth of one percentage point except when the standard error is less than or equal to fifteen-hundredths of one percentage point; in those cases, the standard error is shown to the nearest one-hundredth of one percentage point. For estimates pertaining to new construction, the standard errors shown in the table should be multiplied by a factor of 1.0.

The following factors should be applied to estimates that do not pertain strictly to new construction. For estimates pertaining to both owners and renters, apply a factor of 1.0. For estimates pertaining to owner housing units, apply a factor of 1.1. For estimates pertaining to renter housing units, apply a factor of 1.0.



**Table III. Estimated Error Resulting From Incomplete Data—American Housing Survey: 1991 Metropolitan Sample**

| Metropolitan statistical area     | Size of published estimate |        |        |         |         |           |           |           |
|-----------------------------------|----------------------------|--------|--------|---------|---------|-----------|-----------|-----------|
|                                   | 1,000                      | 10,000 | 50,000 | 100,000 | 500,000 | 1,000,000 | 2,000,000 | 3,000,000 |
| Atlanta, GA .....                 | 1,489                      | 1,816  | 3,268  | 5,083   | 19,603  | 9,092     | (1)       | (1)       |
| Baltimore, MD .....               | 1,183                      | 1,509  | 2,961  | 4,776   | 17,671  | (1)       | (1)       | (1)       |
| Chicago, IL .....                 | 3,456                      | 3,783  | 5,235  | 7,050   | 21,570  | 39,720    | 34,263    | (1)       |
| Columbus, OH .....                | 720                        | 1,047  | 2,499  | 4,314   | 3,228   | (1)       | (1)       | (1)       |
| Hartford, CT .....                | 562                        | 889    | 2,341  | 4,156   | (1)     | (1)       | (1)       | (1)       |
| Houston, TX .....                 | 1,775                      | 2,101  | 3,553  | 5,368   | 19,888  | 18,025    | (1)       | (1)       |
| New York-Nassau-Suffolk, NY ..... | 5,417                      | 5,744  | 7,196  | 9,011   | 23,531  | 41,681    | 77,981    | 59,243    |
| Northern NJ .....                 | 2,727                      | 3,054  | 4,506  | 6,321   | 20,841  | 38,991    | 11,488    | (1)       |
| St Louis, MO .....                | 1,254                      | 1,580  | 3,032  | 4,847   | 19,367  | 1,743     | (1)       | (1)       |
| San Diego, CA .....               | 1,194                      | 1,521  | 2,973  | 4,788   | 18,043  | (1)       | (1)       | (1)       |
| Seattle-Tacoma, WA .....          | 1,352                      | 1,678  | 3,130  | 4,945   | 19,465  | 4,804     | (1)       | (1)       |


(1) No error estimates are provided because estimate is larger than the estimated total number of housing units in the MSA.

**Table IV. Description of the American Housing Survey—1991 Metropolitan Sample**

| Metropolitan statistical area     | Units eligible |             |                              | Units visited, not interviewed <sup>2</sup> | National units interviewed |
|-----------------------------------|----------------|-------------|------------------------------|---|----------------------------|
|                                   | Total          | Interviewed | Not interviewed <sup>1</sup> |   |                            |
| Total .....                       | 42,215         | 40,243      | 1,972                        | 2,415                                       | 7,944                      |
| Atlanta, GA .....                 | 3,959          | 3,797       | 162                          | 263   | 567                        |
| Baltimore, MD .....               | 3,820          | 3,640       | 180                          | 224   | 434                        |
| Chicago, IL .....                 | 3,846          | 3,740       | 106                          | 154   | 1,326                      |
| Columbus, OH .....                | 3,846          | 3,677       | 169                          | 202   | 288                        |
| Hartford, CT .....                | 3,893          | 3,767       | 126                          | 166   | 212                        |
| Houston, TX .....                 | 3,256          | 3,133       | 123                          | 285   | 649                        |
| New York-Nassau-Suffolk, NY ..... | 4,045          | 3,725       | 320                          | 221   | 2,044                      |
| Northern NJ .....                 | 4,177          | 3,809       | 368                          | 222   | 1,035                      |
| St Louis, MO .....                | 3,682          | 3,583       | 99                           | 268   | 458                        |
| San Diego, CA .....               | 3,872          | 3,730       | 142                          | 204   | 439                        |
| Seattle-Tacoma, WA .....          | 3,819          | 3,642       | 177                          | 206   | 492                        |

<sup>1</sup>Sample units were visited but occupants were not at home after repeated visits or were unavailable for some other reasons; or, for vacant housing units, no informed respondent could be found.

<sup>2</sup>Sample units were visited but did not provide information relevant to the housing inventory. This category includes sample units that were found not to be in the sampling frame.



## Appendix C. Historical Comparisons and Changes

### HISTORICAL COMPARISONS

- In 1991, the American Housing Survey's weighting has been changed to reflect the results of the 1990 Census of Housing. The estimates in chapters 1 through 6 of this book are not comparable to similar data published in earlier AHS books. The effects of the weighting change in 1991 are, however, proportionately distributed among all types of housing units. Therefore, the comparison of percents and medians in this book with similar previously published data is valid. For most metropolitan areas, the count of housing units from the 1990 Census of Housing suggest that the numbers shown in the 1987 metropolitan reports are too high. A 1987 count of housing units for each metropolitan area that is consistent with the 1990 Census of Housing is shown below.

| Metropolitan area                     | 1987 total housing units consistent with 1990 census | Published 1987 total housing units |
|---------------------------------------|--|------------------------------------|
| Atlanta, GA MSA.....                  | 1,078,000  | 1,117,700                          |
| Baltimore, MD MSA.....                | 898,400  | 904,400                            |
| Chicago, IL area PMSA's.....          | 2,755,600  | 2,936,000                          |
| Columbus, OH MSA.....                 | 530,800  | 547,000                            |
| Hartford, CT CMSA.....                | 417,700  | 420,700                            |
| Houston, TX area PMSA's.....          | 1,420,500  | 1,553,000                          |
| New York-Nassau-Suffolk, NY PMSA's... | 4,434,800  | 4,741,100                          |
| Northern NJ area PMSA's.....          | 2,179,200  | 2,254,400                          |
| St. Louis, MO-IL CMSA.....            | 977,200  | 991,000                            |
| San Diego, CA MSA.....                | 884,400  | 921,500                            |
| Seattle-Tacoma, WA CMSA.....          | 983,500  | 998,700                            |

- This appendix provides a description of historical changes that have occurred in the American Housing Survey since its beginning in 1973.

### HISTORICAL CHANGES

**Comparison with the 1987 American Housing Survey Metropolitan Sample.** The concepts, definitions, data collection, and processing procedures are essentially the same for both the 1987 and 1991 American Housing Survey Metropolitan Samples.

In 1991, a programming error was discovered and corrected involving the computation of the median for the item "Current interest rate." Caution should be used when making comparisons with the 1987 survey data. The

medians presented in the 1987 reports are calculated incorrectly. However, the data distributions are correct and can be used to compute corrected medians.

For the items "Amount of savings and investments" and "Food stamps," data are restricted to families and primary individuals with incomes of \$25,000 or less per year. In 1987, data were restricted to families and primary individuals with incomes of \$20,000 or less per year.

A new item was introduced in the 1991 AHS— "Time sharing." This item is restricted to vacant housing units, including units with usual residence elsewhere (URE's). For a detailed definition of "Time sharing," see appendix A.

In 1991, the monthly housing costs questionnaire items for renters were revised to improve the reporting of actual rental costs. In 1987, the questionnaire reflected the total amount reportedly paid for monthly rental costs. These amounts may have included the partially subsidized amount provided by the public housing authority, the Federal government, or State and local governments. The current questionnaire identifies those rental units that are subsidized and allows households to report only the costs they actually paid. The new procedures in 1991 produce lower and more accurate estimates.

In 1991, two new procedures were introduced that attempt to correct the overreporting of electricity and gas costs in the AHS. Previously, respondents were only asked to provide an estimate of average monthly costs. The new procedures produce lower and more accurate estimates. For a detailed definition of "Monthly costs of electricity and gas," see appendix A.

*Changes in two items relating to income.* Two items have replaced similar items that were published in 1987. They are "Monthly housing costs as percent of current income" and "Ratio of value to current income." For income, these new items use "Current income"; in 1987, the items "Value-income ratio" and "Monthly housing costs as percent of income" used the "Income of families and primary individuals in the last 12 months." See appendix A for a complete definition of "Current income," and "Ratio of value to current income." We recommend caution when comparing prior years' data with 1991 because of differences in the definitions. For further discussion of "Monthly housing costs as a percent of current income" see the introduction of the *American Housing Survey of the United States in 1989*, series H150/89 report.

*Severe and moderate problems.* The data concerning units with severe and moderate problems in 1991 are not entirely comparable with similar data published in 1987. See the paragraphs on "Plumbing facilities" under the section "Comparison with the 1974 through 1983 Annual Housing Surveys" in this introduction.

*Heating equipment.* In 1991, the heating equipment questions were revised to improve the reporting of electric heat pumps as a heating source. Previously, the questionnaire item dealing with the type of heating equipment underreported electric heat pumps. The respondents often answered yes to the first option of "a central warm-air furnace with air vents or ducts to the individual rooms" and did not proceed to the option of "electric heat pump." The questionnaire item was revised to determine if the central air system is actually a heat pump or another type of warm-air furnace.

**Comparison with the 1974 through 1983 Annual Housing Survey.** Most of the subjects in the 1991 and 1987 American Housing Survey Metropolitan Samples (AHS-MS) are the same as those in pre-redesign (1974 through 1983) Annual Housing Survey metropolitan samples. Beginning with 1984, the AHS-MS was redesigned including the introduction of a new questionnaire. Most of the changes made in redesign were made to improve the quality of the data. As a result of these changes, however, several items in the redesigned AHS-MS are not comparable to similar data in 1974 through 1983. All comparisons made between 1991 (or 1987) and 1974 through 1983 should be made with caution. Listed below are major differences noted as a result of redesign. The list may not be all inclusive. Differences noted as of the time of this publication include:

*Inventory changes as a result of AHS redesign.* In the redesigned AHS-MS, vacant mobile homes are included in the inventory. Prior to redesign, such units were not counted. These units should not be considered when estimating inventory change between redesigned AHS-MS surveys and 1974 through 1983 AHS-MS surveys.

*Units in structure.* In the 1974 through 1983 AHS-MS, data on units in structure were based on the respondent's answer to one question, "How many living quarters, both occupied and vacant, are there in this house (building)?" In the redesigned AHS-MS, data on units in structure were based on the respondent's answers to a series of questions (see items 20 through 23 on page 3 of the questionnaire in appendix A). The method of collecting units-in-structure data in the redesigned AHS-MS was revised as previous AHS experience has shown the concept to be difficult for the respondents. Respondents particularly had difficulty distinguishing between single-family attached and multi-unit structures. As a result of this change, the estimated number of one-unit attached structures declined in some MSA's between 1987 and interview dates prior to 1984. It is estimated that the pre-redesign (1974 through

1983) AHS-MS, on average, overestimated the numbers of one-unit attached structures by approximately 25 percent. The level of overestimation may vary significantly between metropolitan areas. Units incorrectly classified as one-unit attached in previous survey years are, in redesign, correctly classified as being in multi-unit structures.

*Rooms in units.* In the 1974 through 1983 AHS-MS, respondents answered a single question asking for a total count of rooms in a unit. The potential to miss specific rooms is high in a question of this type. In the redesigned AHS, respondents were asked for a count of each specific type of room. The answers to these questions are then added together in the tabulations to provide a total count of rooms. Far fewer rooms should be missed in this series of questions. Based on research done for the 1985 American Housing Survey National Sample (AHS-N), it is assumed that the 1974 through 1983 AHS-MS estimates of one- and two-room units are too high, resulting in low estimates for median number of rooms in many metropolitan areas.

*Plumbing facilities.* The data on plumbing facilities, which were suppressed in 1987, are shown in this report. The changes in the redesigned questionnaire that resulted in serious deficiencies in these data have been modified in 1991. In the 1974 through 1983 AHS-MS, respondents were asked a question on complete plumbing facilities that specified to the respondents the components necessary for complete plumbing (i.e., hot and cold piped water, a flush toilet, and a bathtub or shower). The question further ensured that these facilities were only for the use of occupants of the unit in which they were located (exclusive use). In those units with complete plumbing, an additional question was asked as to how many bathrooms there were.

In the 1987 AHS, respondents were first asked how many bathrooms they had. If they answer one or more bathrooms, questions on plumbing facilities were not asked; the unit was assumed to have complete plumbing facilities for exclusive use. Although the redesigned definition of a bathroom required hot and cold piped water, a sink, a flush toilet, and a bathtub or shower, this definition was not read to the respondent as it was before redesign. Also, nothing in the question requires the bathroom to be only for the use of the occupants of the sample unit (exclusive use). We believe that the 1987 AHS was counting a significant number of units as having complete plumbing for exclusive use because respondents for these units reported having a bathroom when, in fact, either the bathroom did not contain all plumbing facilities or the facilities were shared by persons living in another unit. Based on AHS data from previous years, we believe that "completeness" was more of a problem than "exclusive use."

In the 1991 AHS, the questionnaire items on bathrooms and plumbing were modified to provide more accurate estimates. Respondents were asked, "How many full bathrooms with a sink, with hot and cold piped water, a

flush toilet, and a bathtub or shower does this house/apartment have?" Also, an additional question was asked, "Are the bathrooms for this household's use only?" If the respondent reported no bathrooms, detail questions on each required plumbing facility were asked separately. Units lacking complete plumbing facilities are included in the count of units with severe physical problems. The number of units with severe physical problems may also have been underestimated in 1986. It also appears the units with moderate problems may also have been overestimated.

*Kitchens.* In 1974 through 1983 AHS-MS, vacant units lacking kitchen facilities were counted as having them if it was intended for future occupants to have kitchen facilities. It was felt that this instruction caused underestimates of units lacking kitchen facilities in some areas of the country where kitchen facilities are made available to prospective tenants. The instruction was dropped in the redesigned AHS. In the redesigned AHS, vacant units are counted as lacking complete kitchen facilities if one or more of the facilities are absent regardless of what will be present when new occupants move in. It is now felt that the new procedures produced overestimates of units lacking facilities in areas of the country where the facilities are normally provided by the incoming tenants. It may well be that a simple, ideal way of measuring kitchen facilities for vacant units does not exist.

Also, in the redesigned AHS, existence of each component of a kitchen is asked separately. In the 1974 through 1983 AHS-MS, the existence of complete kitchen facilities was obtained through the answer to one question. It is felt that the 1974 through 1983 AHS underestimated the number of units lacking complete kitchen facilities as some of the respondents who reported having complete kitchen facilities lacked one or more of them. This is less likely to happen when the existence of each facility is asked separately as in the redesigned AHS.

*Housing Unit Definition.* In addition to the inclusion of vacant mobile homes as housing units, there are two additional minor changes to the housing unit definition.

One minor difference in the definition is the 1974 through 1983 requirement that a housing unit must have either direct access from the outside or through a common hallway or complete kitchen facilities for the exclusive use of the occupants. In the redesigned American Housing Survey, the complete kitchen facilities alternative was dropped with direct access required of all units. A second minor difference is in the definition of group quarters. In the 1974 through 1983 Annual Housing Survey, a household

containing five or more persons unrelated to the householder was considered to be group quarters. In the redesigned AHS, the cutoff was changed to nine or more persons unrelated to the householder.

**Other Changes.** In the redesigned AHS series H170 reports, all financial characteristics, except those in table 19, are shown for all renters and/or all owners. Prior to the redesigned AHS, the Annual Housing Survey reported characteristics such as value and rent for specified owners and specified renters only. Table 19 in the H170 series continues to show financial characteristics for specified owners and specified renters. Specified owners are single-family, owner-occupied units on less than 10 acres with no business or medical office. Specified renters exclude single-family units on 10 acres or more.


Beginning in 1980, the concept head of household was dropped and replaced by householder. The head of household was the person regarded as the head by the respondent. However, if a married woman living with her husband was reported as the head, her husband was considered the head for the purpose of simplifying the tabulations. The householder is the first household member who is 18 years old or over and is the owner or renter of the sample unit.

There are also some minor differences in the definition or presentation of several subjects. The 1974 through 1983 AHS reports presented data on gross rent for renter-occupied units, contract rent for vacant-for-rent units, and selected monthly housing costs for owner-occupied housing units. The same basic data are presented for all three groups in the redesigned AHS except that the subject is titled "monthly housing costs" for all three universes on all tables to ease presentation of the data on tables where more than one of the universes occur. For a detailed definition of "monthly housing costs," See appendix A.

The characteristics of new construction units are based on units constructed during the last 4 years in the AHS redesign. Prior to the AHS-MS redesign, characteristics of new construction were based on units built since the last survey, which varied from being a 3- to 4-year period.

In the AHS redesign, some of the data for recent movers are based on the householder's characteristics and some are based on characteristics of the respondent who may or may not be the householder. Before AHS redesign, all recent-mover data were based on the householder's characteristics.

A number of new items were introduced in the AHS-redesign including lot size, square footage, units with severe or moderate problems, elderly householder, and detailed information on mortgages, etc. For detailed definitions and qualifications of these and other items, see appendix A.



# Index to Table Numbers and Appendix Pages

Some metropolitan areas omit chapter 5 and/or 6 for lack of data.

- Accuracy, nonsampling:** definition B-3
- Accuracy, sampling:** B-1
- Acreeage:** vacant homes 1-3, comparisons 2-3, 2-17, 2-18, owners 3-3, 3-17, 3-18, renters 4-3, 4-17, 4-18, Blacks 5-3, 5-17, 5-18, Hispanics 6-3, 6-17, 6-18, definition A-7
- Additions:** owners 3-16, Blacks 5-16, Hispanics 6-16, definition A-20, A-21
- Adjustable mortgages:** comparisons 2-19, owners 3-15, 3-19, Blacks 5-15, 5-19, Hispanics 6-15, 6-19, definition A-16
- Adult children:** comparisons 2-9, owners 3-9, renters 4-9, Blacks 5-9, Hispanics 6-9, definition A-21, A-22
- AFDC (welfare):** comparisons 2-12, owners 3-12, renters 4-12, Blacks 5-12, Hispanics 6-12, definition A-14, B-4
- Age of building:** vacant homes 1-1, comparisons 2-1, 2-20, 2-21, owners 3-1, 3-20, 3-21, 3-22, renters 4-1, 4-20, 4-21, Blacks 5-1, 5-20, 5-21, 5-22, Hispanics 6-1, 6-20, 6-21, 6-22, definition A-8, column heading in most tables
- Age of children:** comparisons 2-9, 2-20, 2-21, owners 3-9, 3-20, 3-21, 3-22, renters 4-9, 4-20, 4-21, Blacks 5-9, 5-20, 5-21, 5-22, Hispanics 6-9, 6-20, 6-21, 6-22, definition A-21
- Age of equipment:** vacant homes 1-4, comparisons 2-4, owners 3-4, renters 4-4, Blacks 5-4, Hispanics 6-4, definition A-11
- Age of householder:** comparisons 2-9, 2-20, 2-21, owners 3-9, 3-20, 3-21, 3-22, renters 4-9, 4-20, 4-21, Blacks 5-9, 5-20, 5-21, 5-22, Hispanics 6-9, 6-20, 6-21, 6-22, definition A-21
- Age of nearby buildings, approximate:** vacant homes 1-6, comparisons 2-8, owners 3-8, renters 4-8, Blacks 5-8, Hispanics 6-8, definition A-13
- Air conditioning equipment:** vacant homes 1-4, comparisons 2-4, owners 3-4, renters 4-4, Blacks 5-4, Hispanics 6-4, definition A-10, A-11
- Air conditioning fuel:** vacant homes 1-5, comparisons 2-5, owners 3-5, renters 4-5, Blacks 5-5, Hispanics 6-5, definition A-11
- Airport, highway or railroad nearby:** vacant homes 1-6, comparisons 2-8, owners 3-8, renters 4-8, Blacks 5-8, Hispanics 6-8, definition A-13
- Alimony:** comparisons 2-12, owners 3-12, renters 4-12, Blacks 5-12, Hispanics 6-12, definition A-14, B-4
- Alterations:** owners 3-16, Blacks 5-16, Hispanics 6-16, definition A-20
- Amenities, features:** vacant homes 1-6, comparisons 2-7, owners 3-7, renters 4-7, Blacks 5-7, Hispanics 6-7, definition A-11
- Amenities, size:** vacant homes 1-3, comparisons 2-3, owners 3-3, renters 4-3, Blacks 5-3, Hispanics 6-3 definition A-11
- Apartment building:** vacant homes 1-1, comparisons 2-1, 2-20, 2-21, owners 3-1, 3-20, 3-21, 3-22, renters 4-1, 4-20, 4-21, Blacks 5-1, 5-20, 5-21, 5-22, Hispanics 6-1, 6-20, 6-21, 6-22, definition A-3, A-8
- Apartment building, former home:** comparisons 2-10, owners 3-10, renters 4-10, Blacks 5-10, Hispanics 6-10, definition A-6
- Apartments, efficiency:** vacant homes 1-3, comparisons 2-3, 2-17, 2-18, 2-20, 2-21, owners 3-3, 3-17, 3-18, 3-20, 3-21, 3-22, renters 4-3, 4-17, 4-18, 4-20, 4-21, Blacks 5-3, 5-17, 5-18, 5-20, 5-21, 5-22, Hispanics 6-3, 6-17, 6-18, 6-20, 6-21, 6-22, definition A-7
- Apartments, home search:** comparisons 2-11, owners 3-11, renters 4-11, Blacks 5-11, Hispanics 6-11, definition A-7
- Appearance of home (reason to live here):** comparisons 2-11, owners 3-11, renters 4-11, Blacks 5-11, Hispanics 6-11, definition A-7
- Appearance of neighborhood (reason to live here):** comparisons 2-11, owners 3-11, renters 4-11, Blacks 5-11, Hispanics 6-11, definition A-7
- ARM (adjustable rate mortgage):** comparisons 2-19, owners 3-15, 3-19, Blacks 5-15, 5-19, Hispanics 6-15, 6-19, definition A-16
- Assistance for food:** comparisons 2-12, owners 3-12, renters 4-12, Blacks 5-12, Hispanics 6-12, definition A-15
- Assistance for repairs:** owners 3-16, Blacks 5-16, Hispanics 6-16, definition A-20
- Assisted housing (mortgages):** owners 3-15, Blacks 5-15, Hispanics 6-15, definition A-17
- Assisted housing (rentals):** vacant homes 1-7, comparisons 2-12, 2-20, 2-21, renters 4-12, 4-20, 4-21, Blacks 5-12, 5-20, 5-21, Hispanics 6-12, 6-20, 6-21, definition A-19
- Assumed mortgage:** comparisons 2-19, owners 3-15, 3-19, Blacks 5-15, 5-19, Hispanics 6-15, 6-19, definition A-16
- Balcony:** vacant homes 1-6, comparisons 2-7, owners 3-7, renters 4-7, Blacks 5-7, Hispanics 6-7, definition A-11
- Balloon mortgages:** comparisons 2-19, owners 3-15, 3-19, Blacks 5-15, 5-19, Hispanics 6-15, 6-19, definition A-17
- Bars on windows, nearby buildings:** vacant homes 1-6, comparisons 2-8, owners 3-8, renters 4-8, Blacks 5-8, Hispanics 6-8, definition A-13
- Bars on windows, this building:** vacant homes 1-2, comparisons 2-2, owners 3-2, renters 4-2, Blacks 5-2, Hispanics 6-2, definition A-13
- Basement leaked:** comparisons 2-7, owners 3-7, renters 4-7, Blacks 5-7, Hispanics 6-7, definition A-8
- Basement, type of:** vacant homes 1-2, comparisons 2-2, owners 3-2, renters 4-2, Blacks 5-2, Hispanics 6-2, definition A-8
- Bathroom remodeled:** owners 3-16, Blacks 5-16, Hispanics 6-16, definition A-20
- Bathrooms:** vacant homes 1-3, comparisons 2-3, 2-17, 2-18, 2-20, 2-21, owners 3-3, 3-17, 3-18, 3-20, 3-21, 3-22, renters 4-3, 4-17, 4-18, 4-20, 4-21, Blacks 5-3, 5-17, 5-18, 5-20, 5-21, 5-22, Hispanics 6-3, 6-17, 6-18, 6-20, 6-21, 6-22, definition A-9
- Bathtub or shower:** vacant homes 1-4, comparisons 2-4, owners 3-4, renters 4-4, Blacks 5-4, Hispanics 6-4, definition A-9

- Bay nearby (body of water):** vacant homes 1-6, comparisons 2-8, owners 3-8, renters 4-8, Blacks 5-8, Hispanics 6-8, definition A-13
- Bedrooms:** vacant homes 1-3, comparisons 2-3, 2-17, 2-18, 2-20, 2-21, owners 3-3, 3-17, 3-18, 3-20, 3-21, 3-22, renters 4-3, 4-17, 4-18, 4-20, 4-21, Blacks 5-3, 5-17, 5-18, 5-20, 5-21, 5-22, Hispanics 6-3, 6-17, 6-18, 6-20, 6-21, 6-22, definition A-7
- Blacks:** comparisons 2-1, owners 3-1, renters 4-1, Blacks 5-1, Hispanics 6-1, definition A-4, column heading in most tables
- Body of water nearby:** vacant homes 1-6, comparisons 2-8, owners 3-8, renters 4-8, Blacks 5-8, Hispanics 6-8, definition A-13
- Borrowing for down payment:** owners 3-14, Blacks 5-14, Hispanics 6-14, definition A-16
- Bottled gas, cost:** comparisons 2-13, owners 3-13, renters 4-13, Blacks 5-13, Hispanics 6-13, definition A-18
- Bottled gas, uses:** vacant homes 1-5, comparisons 2-5, 2-20, 2-21, owners 3-5, 3-20, 3-21, 3-22, renters 4-5, 4-20, 4-21, Blacks 5-5, 5-20, 5-21, 5-22, Hispanics 6-5, 6-20, 6-21, 6-22, definition A-10
- Breakdown, electrical - see fuses blown**
- Breakdown, heating or toilet (also see leaks):** comparisons 2-6, owners 3-6, renters 4-6, Blacks 5-6, Hispanics 6-6, definition A-10
- Breakdown, water supply or sewage system:** comparisons 2-6, owners 3-6, renters 4-6, Blacks 5-6, Hispanics 6-6, definition A-9
- Bricks condition:** vacant homes 1-2, comparisons 2-2, owners 3-2, renters 4-2, Blacks 5-2, Hispanics 6-2, definition A-9
- Broken into, buildings - see vandalized**
- Broken plaster:** vacant homes 1-6, comparisons 2-7, owners 3-7, renters 4-7, Blacks 5-7, Hispanics 6-7, definition A-12, B-4
- Broken siding, foundation, roof, windows:** vacant homes 1-2, comparisons 2-2, owners 3-2, renters 4-2, Blacks 5-2, Hispanics 6-2, definition A-9
- Building, age of:** vacant homes 1-1, comparisons 2-1, 2-20, 2-21, owners 3-1, 3-20, 3-21, 3-22, renters 4-1, 4-20, 4-21, Blacks 5-1, 5-20, 5-21, 5-22, Hispanics 6-1, 6-20, 6-21, 6-22, definition A-8, column heading in most tables
- Building, outside condition:** vacant homes 1-2, comparisons 2-2, owners 3-2, renters 4-2, Blacks 5-2, Hispanics 6-2, definition A-9
- Building, size:** vacant homes 1-1, comparisons 2-1, 2-20, 2-21, owners 3-1, 3-20, 3-21, 3-22, renters 4-1, 4-20, 4-21, Blacks 5-1, 5-20, 5-21, 5-22, Hispanics 6-1, 6-20, 6-21, 6-22, definition A-7, A-8
- Building, type at former home:** comparisons 2-10, owners 3-10, renters 4-10, Blacks 5-10, Hispanics 6-10, definition A-5
- Buildings, nearby:** vacant homes 1-6, comparisons 2-8, owners 3-8, renters 4-8, Blacks 5-8, Hispanics 6-8, definition A-13
- Burners:** vacant homes 1-4, comparisons 2-4, owners 3-4, renters 4-4, Blacks 5-4, Hispanics 6-4, definition A-11
- Business income:** comparisons 2-12, owners 3-12, renters 4-12, Blacks 5-12, Hispanics 6-12, definition A-14, B-4
- Business space:** vacant homes 1-7, owners 3-14, Blacks 5-14, Hispanics 6-14, definition A-20
- Buy-down (graduated payment mortgage):** comparisons 2-19, owners 3-15, 3-19, Blacks 5-15, 5-19, Hispanics 6-15, 6-19, definition A-17
- Carport:** vacant homes 1-6, comparisons 2-7, owners 3-7, renters 4-7, Blacks 5-7, Hispanics 6-7, definition A-11
- Cars, kept at home:** comparisons 2-7, owners 3-7, renters 4-7, Blacks 5-7, Hispanics 6-7, definition A-12
- Cars, traffic nearby:** comparisons 2-8, owners 3-8, renters 4-8, Blacks 5-8, Hispanics 6-8, definition A-13, B-4
- Cash assets:** comparisons 2-12, owners 3-12, renters 4-12, Blacks 5-12, Hispanics 6-12, definition A-14, A-15
- Cellar leaked:** comparisons 2-7, owners 3-7, renters 4-7, Blacks 5-7, Hispanics 6-7, definition A-8
- Cellar, type of:** vacant homes 1-2, comparisons 2-2, owners 3-2, renters 4-2, Blacks 5-2, Hispanics 6-2, definition A-8
- Central air conditioning:** vacant homes 1-4, comparisons 2-4, owners 3-4, renters 4-4, Blacks 5-4, Hispanics 6-4, definition A-11
- Central cities:** vacant homes 1-1, comparisons 2-1, owners 3-1, renters 4-1, Blacks 5-1, Hispanics 6-1, definition A-1
- Central cities, former home:** comparisons 2-10, owners 3-10, renters 4-10, Blacks 5-10, Hispanics 6-10, definition A-5
- Cesspool:** vacant homes 1-4, comparisons 2-4, 2-20, 2-21, owners 3-4, 3-20, 3-21, 3-22, renters 4-4, 4-20, 4-21, Blacks 5-4, 5-20, 5-21, 5-22, Hispanics 6-4, 6-20, 6-21, 6-22, definition A-9
- Cesspool stoppage:** comparisons 2-6, owners 3-6, renters 4-6, Blacks 5-6, Hispanics 6-6, definition A-9
- Change in housing cost:** comparisons 2-10, owners 3-10, renters 4-10, Blacks 5-10, Hispanics 6-10, definition A-6
- Change in housing quality:** comparisons 2-11, owners 3-11, renters 4-11, Blacks 5-11, Hispanics 6-11, definition A-6
- Chemical toilet:** vacant homes 1-4, comparisons 2-4, 2-20, 2-21, owners 3-4, 3-20, 3-21, 3-22, renters 4-4, 4-20, 4-21, Blacks 5-4, 5-20, 5-21, 5-22, Hispanics 6-4, 6-20, 6-21, 6-22, definition A-9
- Child support:** comparisons 2-12, owners 3-12, renters 4-12, Blacks 5-12, Hispanics 6-12, definition A-14, B-4
- Children:** comparisons 2-9, 2-20, 2-21, owners 3-9, 3-20, 3-21, 3-22, renters 4-9, 4-20, 4-21, Blacks 5-9, 5-20, 5-21, 5-22, Hispanics 6-9, 6-20, 6-21, 6-22, definition A-21, A-22
- Choice of home:** comparisons 2-11, owners 3-11, renters 4-11, Blacks 5-11, Hispanics 6-11, definition A-6
- Choice of neighborhood:** comparisons 2-11, owners 3-11, renters 4-11, Blacks 5-11, Hispanics 6-11, definition A-7
- Circuit breakers tripped:** comparisons 2-6, owners 3-6, renters 4-6, Blacks 5-6, Hispanics 6-6, definition A-10, A-11
- City - see place size or metro. area**
- City services:** comparisons 2-8, owners 3-8, renters 4-8, Blacks 5-8, Hispanics 6-8, definition A-13, B-4
- Climbing stairs:** vacant homes 1-2, comparisons 2-2, owners 3-2, renters 4-2, Blacks 5-2, Hispanics 6-2, definition A-8
- Clothes dryer:** vacant homes 1-4, comparisons 2-4, owners 3-4, renters 4-4, Blacks 5-4, Hispanics 6-4, definition A-11
- Clothes dryer fuel:** vacant homes 1-5, comparisons 2-5, owners 3-5, renters 4-5, Blacks 5-5, Hispanics 6-5, definition A-11
- Clothes washer:** vacant homes 1-4, comparisons 2-4, owners 3-4, renters 4-4, Blacks 5-4, Hispanics 6-4, definition A-11
- CMSA (consolidated metro. statist. area) - see metro. area**
- Co-owner, co-renter:** comparisons 2-9, owners 3-9, renters 4-9, Blacks 5-9, Hispanics 6-9, definition A-22



- Coal, uses:** vacant homes 1-5, comparisons 2-5, 2-20, 2-21, owners 3-5, 3-20, 3-21, 3-22, renters 4-5, 4-20, 4-21, Blacks 5-5, 5-20, 5-21, 5-22, Hispanics 6-5, 6-20, 6-21, 6-22, definition A-10
- Coke fuel, uses:** vacant homes 1-5, comparisons 2-5, 2-20, 2-21, owners 3-5, 3-20, 3-21, 3-22, renters 4-5, 4-20, 4-21, Blacks 5-5, 5-20, 5-21, 5-22, Hispanics 6-5, 6-20, 6-21, 6-22, definition A-10
- Cold home:** comparisons 2-6, owners 3-6, renters 4-6, Blacks 5-6, Hispanics 6-6, definition A-10
- College education:** comparisons 2-9, owners 3-9, renters 4-9, Blacks 5-9, Hispanics 6-9, definition A-22
- Commercial neighbors:** vacant homes 1-6, comparisons 2-8, owners 3-8, renters 4-8, Blacks 5-8, Hispanics 6-8, definition A-13
- Commercial space:** vacant homes 1-7, owners 3-14, Blacks 5-14, Hispanics 6-14, definition A-20
- Common stairways:** vacant homes 1-2, comparisons 2-2, owners 3-2, renters 4-2, Blacks 5-2, Hispanics 6-2, definition A-8
- Commuting distance caused move:** comparisons 2-11, owners 3-11, renters 4-11, Blacks 5-11, Hispanics 6-11, definition A-6
- Comparison to previous home, cost:** comparisons 2-10, owners 3-10, renters 4-10, Blacks 5-10, Hispanics 6-10, definition A-6
- Comparison to previous home, quality:** comparisons 2-11, owners 3-11, renters 4-11, Blacks 5-11, Hispanics 6-11, definition A-6
- Comparison to previous neighborhood:** comparisons 2-11, owners 3-11, renters 4-11, Blacks 5-11, Hispanics 6-11, definition A-7
- Completeness of data:** B-3, B-4
- Composition of household:** comparisons 2-9, 2-20, 2-21, owners 3-9, 3-20, 3-21, 3-22, renters 4-9, 4-20, 4-21, Blacks 5-9, 5-20, 5-21, 5-22, Hispanics 6-9, 6-20, 6-21, 6-22 definition A-21
- Concealed wiring:** vacant homes 1-6, comparisons 2-7, owners 3-7, renters 4-7, Blacks 5-7, Hispanics 6-7, definition A-12, B-4
- Concrete slab:** vacant homes 1-2, comparisons 2-2, owners 3-2, renters 4-2, Blacks 5-2, Hispanics 6-2, definition A-8
- Condominium:** vacant homes 1-1, comparisons 2-1, 2-19, owners 3-1, 3-19, renters 4-1, 4-19, Blacks 5-1, 5-19, Hispanics 6-1, 6-19, definition A-4
- Condominium conversion caused move:** comparisons 2-11, owners 3-11, renters 4-11, Blacks 5-11, Hispanics 6-11, definition A-6
- Condominium fee:** vacant homes 1-7, comparisons 2-13, owners 3-13, renters 4-13, Blacks 5-13, Hispanics 6-13, definition A-19
- Construction date:** vacant homes 1-1, comparisons 2-1, 2-20, 2-21, owners 3-1, 3-20, 3-21, 3-22, renters 4-1, 4-20, 4-21, Blacks 5-1, 5-20, 5-21, 5-22, Hispanics 6-1, 6-20, 6-21, 6-22, definition A-8, column heading in most tables
- Construction quality (reason to live here):** comparisons 2-11, owners 3-11, renters 4-11, Blacks 5-11, Hispanics 6-11, definition A-7
- Contract rent:** vacant homes 1-7, definition A-18
- Contractor did repairs:** owners 3-16, Blacks 5-16, Hispanics 6-16, definition A-20
- Conventional mortgages:** comparisons 2-19, owners 3-15, 3-19, Blacks 5-15, 5-19, Hispanics 6-15, 6-19, definition A-17
- Cooking equipment:** vacant homes 1-4, comparisons 2-4, owners 3-4, renters 4-4, Blacks 5-4, Hispanics 6-4, definition A-11
- Cooking fuel:** vacant homes 1-5, comparisons 2-5, 2-20, 2-21, owners 3-5, 3-20, 3-21, 3-22, renters 4-5, 4-20, 4-21, Blacks 5-5, 5-20, 5-21, 5-22, Hispanics 6-5, 6-20, 6-21, 6-22, definition A-10
- Cooperative:** vacant homes 1-1, comparisons 2-1, 2-19, owners 3-1, 3-19, renters 4-1, 4-19, Blacks 5-1, 5-19, Hispanics 6-1, 6-19, definition A-4
- Cooperative conversion caused move:** comparisons 2-11, owners 3-11, renters 4-11, Blacks 5-11, Hispanics 6-11, definition A-6
- Cooperative fee:** vacant homes 1-7, comparisons 2-13, owners 3-13, renters 4-13, Blacks 5-13, Hispanics 6-13, definition A-19
- Cost burden of rent or mortgage:** comparisons 2-13, 2-19, 2-20, 2-21, owners 3-13, 3-19, 3-20, 3-21, 3-22, renters 4-13, 4-19, 4-20, 4-21, Blacks 5-13, 5-19, 5-20, 5-21, 5-22, Hispanics 6-13, 6-19, 6-20, 6-21, 6-22, definition A-18, B-4
- Cost of home (monthly):** vacant homes 1-7, comparisons 2-13, 2-17, 2-18, 2-19, 2-20, 2-21, owners 3-13, 3-17, 3-18, 3-19, 3-20, 3-21, 3-22, renters 4-13, 4-17, 4-18, 4-19, 4-20, 4-21, Blacks 5-13, 5-17, 5-18, 5-19, 5-20, 5-21, 5-22, Hispanics 6-13, 6-17, 6-18, 6-19, 6-20, 6-21, 6-22, definition A-18, B-4
- Cost of home (purchase price or value):** vacant homes 1-7, comparisons 2-17, 2-18, 2-19, 2-20, 2-21, owners 3-14, 3-17, 3-18, 3-19, 3-20, 3-21, 3-22, Blacks 5-14, 5-17, 5-18, 5-19, 5-20, 5-21, 5-22, Hispanics 6-14, 6-17, 6-18, 6-19, 6-20, 6-21, 6-22, definition A-14, A-16
- Cost of home caused move:** comparisons 2-11, owners 3-11, renters 4-11, Blacks 5-11, Hispanics 6-11, definition A-6
- Cost of mortgage:** owners 3-15, Blacks 5-15, Hispanics 6-15, definition A-16
- Cost of repairs:** owners 3-16, Blacks 5-16, Hispanics 6-16, definition A-20
- Cost sharing:** comparisons 2-13, owners 3-13, Blacks 5-13, Hispanics 6-13, definition A-19
- Cost, former home:** comparisons 2-10, owners 3-10, renters 4-10, Blacks 5-10, Hispanics 6-10, definition A-6
- County services:** comparisons 2-8, owners 3-8, renters 4-8, Blacks 5-8, Hispanics 6-8, definition A-13, B-4
- Couples, married:** comparisons 2-9, 2-20, 2-21, owners 3-9, 3-20, 3-21, 3-22, renters 4-9, 4-20, 4-21, Blacks 5-9, 5-20, 5-21, 5-22, Hispanics 6-9, 6-20, 6-21, 6-22, definition A-21
- Coverage of sample:** B-5
- Crack in inside wall:** vacant homes 1-6, comparisons 2-7, owners 3-7, renters 4-7, Blacks 5-7, Hispanics 6-7, definition A-12, B-4
- Cracked or crumbling foundation:** vacant homes 1-2, comparisons 2-2, owners 3-2, renters 4-2, Blacks 5-2, Hispanics 6-2, definition A-9
- Crawl space:** vacant homes 1-2, comparisons 2-2, owners 3-2, renters 4-2, Blacks 5-2, Hispanics 6-2, definition A-8
- Crime nearby:** comparisons 2-8, owners 3-8, renters 4-8, Blacks 5-8, Hispanics 6-8, definition A-13, B-4
- Crowding:** comparisons 2-3, owners 3-3, renters 4-3, Blacks 5-3, Hispanics 6-3, definition A-7
- Data, incompleteness:** B-5
- Date - see year**
- Debt:** owners 3-15, Blacks 5-15, Hispanics 6-15, definition A-16
- Deck:** vacant homes 1-6, comparisons 2-7, owners 3-7, renters 4-7, Blacks 5-7, Hispanics 6-7, definition A-11
- Dentist's office:** vacant homes 1-7, owners 3-14, Blacks 5-14, Hispanics 6-14, definition A-20

- Design of home (reason to live here):** comparisons 2-11, owners 3-11, renters 4-11, Blacks 5-11, Hispanics 6-11, definition A-7
- Design of neighborhood (reason to live here):** comparisons 2-11, owners 3-11, renters 4-11, Blacks 5-11, Hispanics 6-11, definition A-7
- Design of sample:** B-5
- Dilapidation - see problems**
- Dining rooms:** vacant homes 1-6, comparisons 2-7, owners 3-7, renters 4-7, Blacks 5-7, Hispanics 6-7, definition A-11
- Disaster caused move:** comparisons 2-11, owners 3-11, renters 4-11, Blacks 5-11, Hispanics 6-11, definition A-6
- Discomfort from cold:** comparisons 2-6, owners 3-6, renters 4-6, Blacks 5-6, Hispanics 6-6, definition A-10
- Dishwasher:** vacant homes 1-4, comparisons 2-4, owners 3-4, renters 4-4, Blacks 5-4, Hispanics 6-4, definition A-11
- Displacement caused move:** comparisons 2-11, owners 3-11, renters 4-11, Blacks 5-11, Hispanics 6-11, definition A-6
- Disposal in sink, garbage:** vacant homes 1-4, comparisons 2-4, owners 3-4, renters 4-4, Blacks 5-4, Hispanics 6-4, definition A-11
- Dividends:** comparisons 2-12, owners 3-12, renters 4-12, Blacks 5-12, Hispanics 6-12, definition A-14, B-4
- Divorced, causing move:** comparisons 2-11, owners 3-11, renters 4-11, Blacks 5-11, Hispanics 6-11, definition A-6
- Do-it-yourself repairs:** owners 3-16, Blacks 5-16, Hispanics 6-16, definition A-20
- Doctor's office:** vacant homes 1-7, owners 3-14, Blacks 5-14, Hispanics 6-14, definition A-20
- Door leaks:** comparisons 2-7, owners 3-7, renters 4-7, Blacks 5-7, Hispanics 6-7, definition A-8
- Doors installed, storm:** owners 3-16, Blacks 5-16, Hispanics 6-16, definition A-20
- Doubled up families:** comparisons 2-9, owners 3-9, renters 4-9, Blacks 5-9, Hispanics 6-9, definition A-21, A-22
- Down payment source:** owners 3-14, Blacks 5-14, Hispanics 6-14, definition A-16
- Dryer for clothes:** vacant homes 1-4, comparisons 2-4, owners 3-4, renters 4-4, Blacks 5-4, Hispanics 6-4, definition A-11
- Dryer for clothes, fuel:** vacant homes 1-5, comparisons 2-5, owners 3-5, renters 4-5, Blacks 5-5, Hispanics 6-5, definition A-10
- Ducts:** vacant homes 1-4, comparisons 2-4, 2-20, 2-21, owners 3-4, 3-20, 3-21, 3-22, renters 4-4, 4-20, 4-21, Blacks 5-4, 5-20, 5-21, 5-22, Hispanics 6-4, 6-20, 6-21, 6-22, definition A-10
- Duplexes - see size of building**
- Education:** comparisons 2-9, owners 3-9, renters 4-9, Blacks 5-9, Hispanics 6-9, definition A-22
- Efficiency apartments (size of unit):** vacant homes 1-3, comparisons 2-3, 2-17, 2-18, 2-20, 2-21, owners 3-3, 3-17, 3-18, 3-20, 3-21, 3-22, renters 4-3, 4-17, 4-18, 4-20, 4-21, Blacks 5-3, 5-17, 5-18, 5-20, 5-21, 5-22, Hispanics 6-3, 6-17, 6-18, 6-20, 6-21, 6-22, definition A-8
- Elderly:** comparisons 2-9, 2-20, 2-21, owners 3-9, 3-20, 3-21, 3-22, renters 4-9, 4-20, 4-21, Blacks 5-9, 5-20, 5-21, 5-22, Hispanics 6-9, 6-20, 6-21, 6-22, definition A-21, column heading in most tables
- Electric fuses & circuit breakers:** comparisons 2-6, owners 3-6, renters 4-6, Blacks 5-6, Hispanics 6-6, definition A-10, A-11
- Electric heaters:** vacant homes 1-4, comparisons 2-4, 2-20, 2-21, owners 3-4, 3-20, 3-21, 3-22, renters 4-4, 4-20, 4-21, Blacks 5-4, 5-20, 5-21, 5-22, Hispanics 6-4, 6-20, 6-21, 6-22, definition A-10
- Electric wiring adequacy:** vacant homes 1-6, comparisons 2-7, owners 3-7, renters 4-7, Blacks 5-7, Hispanics 6-7, definition A-12, B-4
- Electricity, cost:** comparisons 2-13, owners 3-13, renters 4-13, Blacks 5-13, Hispanics 6-13, definition A-18, B-4
- Electricity, uses:** vacant homes 1-5, comparisons 2-5, 2-20, 2-21, owners 3-5, 3-20, 3-21, 3-22, renters 4-5, 4-20, 4-21, Blacks 5-5, 5-20, 5-21, 5-22, Hispanics 6-5, 6-20, 6-21, 6-22, definition A-11
- Elementary school education:** comparisons 2-9, owners 3-9, renters 4-9, Blacks 5-9, Hispanics 6-9, definition A-22
- Elevator:** vacant homes 1-2, comparisons 2-2, owners 3-2, renters 4-2, Blacks 5-2, Hispanics 6-2, definition A-8
- Entrance floor:** vacant homes 1-2, comparisons 2-2, owners 3-2, renters 4-2, Blacks 5-2, Hispanics 6-2, definition A-8
- Equipment added or replaced:** owners 3-16, Blacks 5-16, Hispanics 6-16, definition A-20
- Equipment, indoors:** vacant homes 1-4, comparisons 2-4, owners 3-4, renters 4-4, Blacks 5-4, Hispanics 6-4, definition A-11
- Equity in home (loan as percent of value):** owners 3-15, Blacks 5-15, Hispanics 6-15, definition A-18
- Error, nonsampling:** B-3
- Error, sampling:** B-1
- Establish household:** comparisons 2-9, owners 3-9, renters 4-9, Blacks 5-9, Hispanics 6-9, definition A-21, A-22
- Establishing household caused move:** comparisons 2-11, owners 3-11, renters 4-11, Blacks 5-11, Hispanics 6-11, definition A-6
- Estimation:** B-10
- Ethnicity:** comparisons 2-1, owners 3-1, renters 4-1, Blacks 5-1, Hispanics 6-1, definition A-4, column heading in most tables
- Exposed wiring:** vacant homes 1-6, comparisons 2-7, owners 3-7, renters 4-7, Blacks 5-7, Hispanics 6-7, definition A-14, A-12, B-4
- External building conditions:** vacant homes 1-2, comparisons 2-2, owners 3-2, renters 4-2, Blacks 5-2, Hispanics 6-2, definition A-9
- Family composition:** comparisons 2-9, 2-20, 2-21, owners 3-9, 3-20, 3-21, 3-22, renters 4-9, 4-20, 4-21, Blacks 5-9, 5-20, 5-21, 5-22, Hispanics 6-9, 6-20, 6-21, 6-22, definition A-21
- Family size - see household size**
- Farm income:** comparisons 2-12, owners 3-12, renters 4-12, Blacks 5-12, Hispanics 6-12, definition A-14, B-4
- Farm or open space nearby:** vacant homes 1-6, comparisons 2-8, owners 3-8, renters 4-8, Blacks 5-8, Hispanics 6-8, definition A-13
- Farmers home admin. mortgages:** comparisons 2-19, owners 3-15, 3-19, Blacks 5-15, 5-19, Hispanics 6-15, 6-19, definition A-16
- Females:** comparisons 2-9, 2-20, 2-21, owners 3-9, 3-20, 3-21, 3-22, renters 4-9, 4-20, 4-21, Blacks 5-9, 5-20, 5-21, 5-22, Hispanics 6-9, 6-20, 6-21, 6-22, definition A-21
- FHA:** comparisons 2-19, owners 3-15, 3-19, Blacks 5-15, 5-19, Hispanics 6-15, 6-19, definition A-16

- Financing:** comparisons 2-19, owners 3-15, 3-19, Blacks 5-15, 5-19, Hispanics 6-15, 6-19, definition A-16
- Fire caused move:** comparisons 2-11, owners 3-11, renters 4-11, Blacks 5-11, Hispanics 6-11, definition A-6
- Fireplace usable:** vacant homes 1-6, comparisons 2-7, owners 3-7, renters 4-7, Blacks 5-7, Hispanics 6-7, definition A-11
- Fireplace used for heat:** vacant homes 1-4, comparisons 2-4, 2-20, 2-21, owners 3-4, 3-20, 3-21, 3-22, renters 4-4, 4-20, 4-21, Blacks 5-4, 5-20, 5-21, 5-22, Hispanics 6-4, 6-20, 6-21, 6-22, definition A-10
- Firewood, uses:** vacant homes 1-5, comparisons 2-5, 2-20, 2-21, owners 3-5, 3-20, 3-21, 3-22, renters 4-5, 4-20, 4-21, Blacks 5-5, 5-20, 5-21, 5-22, Hispanics 6-5, 6-20, 6-21, 6-22, definition A-10
- First occupants:** comparisons 2-2, owners 3-2, renters 4-2, Blacks 5-2, Hispanics 6-2, definition A-8
- First site, this mobile home:** vacant homes 1-2, comparisons 2-2, owners 3-2, renters 4-2, Blacks 5-2, Hispanics 6-2, definition A-8
- First time owner:** owners 3-14, Blacks 5-14, Hispanics 6-14, definition A-16
- Fixed mortgage payments:** comparisons 2-19, owners 3-15, 3-19, Blacks 5-15, 5-19, Hispanics 6-15, 6-19, definition A-17
- Flood caused move:** comparisons 2-11, owners 3-11, renters 4-11, Blacks 5-11, Hispanics 6-11, definition A-6
- Floors, hole:** vacant homes 1-6, comparisons 2-7, owners 3-7, renters 4-7, Blacks 5-7, Hispanics 6-7, definition A-12, B-4
- Floors, number of:** vacant homes 1-2, comparisons 2-2, owners 3-2, renters 4-2, Blacks 5-2, Hispanics 6-2, definition A-8
- Flues, heating:** vacant homes 1-4, comparisons 2-4, 2-20, 2-21, owners 3-4, 3-20, 3-21, 3-22, renters 4-4, 4-20, 4-21, Blacks 5-4, 5-20, 5-21, 5-22, Hispanics 6-4, 6-20, 6-21, 6-22, definition A-10
- FMHA:** comparisons 2-19, owners 3-15, 3-19, Blacks 5-15, 5-19, Hispanics 6-15, 6-19, definition A-16
- Food stamps:** comparisons 2-12, owners 3-12, renters 4-12, Blacks 5-12, Hispanics 6-12, definition A-15
- For sale:** A-4, column heading in chapter 1 (Vacant)
- Formation of household caused move:** comparisons 2-11, owners 3-11, renters 4-11, Blacks 5-11, Hispanics 6-11, definition A-6
- Formation, household:** comparisons 2-9, owners 3-9, renters 4-9, Blacks 5-9, Hispanics 6-9, definition A-22
- Former home:** comparisons 2-10, 2-11, owners 3-10, 3-11, renters 4-10, 4-11, Blacks 5-10, 5-11, Hispanics 6-10, 6-11, definition A-5
- Foundation type:** vacant homes 1-2, comparisons 2-2, owners 3-2, renters 4-2, Blacks 5-2, Hispanics 6-2, definition A-8
- Foundation, cracked or crumbling:** vacant homes 1-2, comparisons 2-2, owners 3-2, renters 4-2, Blacks 5-2, Hispanics 6-2, definition A-9
- Friends nearby (reason to live here):** comparisons 2-11, owners 3-11, renters 4-11, Blacks 5-11, Hispanics 6-11, definition A-6
- Fuel, air conditioning:** vacant homes 1-5, comparisons 2-5, owners 3-5, renters 4-5, Blacks 5-5, Hispanics 6-5, definition A-10, A-11
- Fuel, clothes dryer:** vacant homes 1-5, comparisons 2-5, owners 3-5, renters 4-5, Blacks 5-5, Hispanics 6-5, definition A-10, A-11
- Fuel, cooking:** vacant homes 1-5, comparisons 2-5, 2-20, 2-21, owners 3-5, 3-20, 3-21, 3-22, renters 4-5, 4-20, 4-21, Blacks 5-5, 5-20, 5-21, 5-22, Hispanics 6-5, 6-20, 6-21, 6-22, definition A-10, A-11
- Fuel, cost:** comparisons 2-13, owners 3-13, renters 4-13, Blacks 5-13, Hispanics 6-13, definition A-18, B-4
- Fuel, heating:** vacant homes 1-5, comparisons 2-5, 2-20, 2-21, owners 3-5, 3-20, 3-21, 3-22, renters 4-5, 4-20, 4-21, Blacks 5-5, 5-20, 5-21, 5-22, Hispanics 6-5, 6-20, 6-21, 6-22, definition A-10
- Fuel, water heating:** vacant homes 1-5, comparisons 2-5, owners 3-5, renters 4-5, Blacks 5-5, Hispanics 6-5, definition A-10
- Furnace:** vacant homes 1-4, comparisons 2-4, 2-20, 2-21, owners 3-4, 3-20, 3-21, 3-22, renters 4-4, 4-20, 4-21, Blacks 5-4, 5-20, 5-21, 5-22, Hispanics 6-4, 6-20, 6-21, 6-22, definition A-10
- Fuses blown:** comparisons 2-6, owners 3-6, renters 4-6, Blacks 5-6, Hispanics 6-6, definition A-10
- Garage:** vacant homes 1-6, comparisons 2-7, owners 3-7, renters 4-7, Blacks 5-7, Hispanics 6-7, definition A-11
- Garbage - see trash**
- Garbage disposal in sink:** vacant homes 1-4, comparisons 2-4, owners 3-4, renters 4-4, Blacks 5-4, Hispanics 6-4, definition A-11
- Gas, cost:** comparisons 2-13, owners 3-13, renters 4-13, Blacks 5-13, Hispanics 6-13, definition A-18, B-4
- Gas, uses:** vacant homes 1-5, comparisons 2-5, 2-20, 2-21, owners 3-5, 3-20, 3-21, 3-22, renters 4-5, 4-20, 4-21, Blacks 5-5, 5-20, 5-21, 5-22, Hispanics 6-5, 6-20, 6-21, 6-22, definition A-10
- Gender:** comparisons 2-9, 2-20, 2-21, owners 3-9, 3-20, 3-21, 3-22 renters 4-9, 4-20, 4-21, Blacks 5-9, 5-20, 5-21, 5-22, Hispanics 6-9, 6-20, 6-21, 6-22, definition A-21, A-22
- Generations, multiple:** comparisons 2-9, owners 3-9, renters 4-9, Blacks 5-9, Hispanics 6-9, definition A-21, A-22
- Gift of home:** comparisons 2-20, 2-21, owners 3-14, 3-20, 3-21, 3-22, Blacks 5-14, 5-20, 5-21, 5-22, Hispanics 6-14, 6-20, 6-21, 6-22 definition A-16
- Good home, compared to previous:** comparisons 2-11, owners 3-11, renters 4-11, Blacks 5-11, Hispanics 6-11, definition A-6
- Good home, moved to:** comparisons 2-11, owners 3-11, renters 4-11, Blacks 5-11, Hispanics 6-11, definition A-6
- Good home, rating of:** comparisons 2-7, owners 3-7, renters 4-7, Blacks 5-7, Hispanics 6-7, definition A-13
- Good neighborhood:** comparisons 2-11, owners 3-11, renters 4-11, Blacks 5-11, Hispanics 6-11, definition A-7
- Good neighborhood, rating of:** comparisons 2-8, owners 3-8, renters 4-8, Blacks 5-8, Hispanics 6-8, definition A-13
- Government displacement caused move:** comparisons 2-11, owners 3-11, renters 4-11, Blacks 5-11, Hispanics 6-11, definition A-6
- GPM (graduated rate mortgage):** comparisons 2-19, owners 3-15, 3-19, Blacks 5-15, 5-19, Hispanics 6-15, 6-19, definition A-16
- Graduated mortgage payments:** comparisons 2-19, owners 3-15, 3-19, Blacks 5-15, 5-19, Hispanics 6-15, 6-19, definition A-17
- Grandparents:** comparisons 2-9, owners 3-9, renters 4-9, Blacks 5-9, Hispanics 6-9, definition A-21, A-22
- Gross rent:** comparisons 2-13, renters 4-13, Blacks 5-13, Hispanics 6-13, definition A-18, B-4
- Group homes:** comparisons 2-9, owners 3-9, renters 4-9, Blacks 5-9, Hispanics 6-9, definition A-3, A-21, A-22

- Half bathrooms:** vacant homes 1-3, comparisons 2-3, 2-17, 2-18, 2-20, 2-21, owners 3-3, 3-17, 3-18, 3-20, 3-21, 3-22, renters 4-3, 4-17, 4-18, 4-20, 4-21, Blacks 5-3, 5-17, 5-18, 5-20, 5-21, 5-22, Hispanics 6-3, 6-17, 6-18, 6-20, 6-21, 6-22, definition A-9
- Halls, public:** vacant homes 1-2, comparisons 2-2, owners 3-2, renters 4-2, Blacks 5-2, Hispanics 6-2, definition A-8
- Hallways problems:** comparisons 2-7, owners 3-7, renters 4-7, Blacks 5-7, Hispanics 6-7, definition A-12
- Heat pump:** vacant homes 1-4, comparisons 2-4, 2-20, 2-21, owners 3-4, 3-20, 3-21, 3-22, renters 4-4, 4-20, 4-21, Blacks 5-4, 5-20, 5-21, 5-22, Hispanics 6-4, 6-20, 6-21, 6-22, definition A-10
- Heated for year round use:** vacant homes 1-1, definition A-3, A-5
- Heating capacity, inadequate:** comparisons 2-6, owners 3-6, renters 4-6, Blacks 5-6, Hispanics 6-6, definition A-10
- Heating equipment:** vacant homes 1-4, comparisons 2-4, 2-20, 2-21, owners 3-4, 3-20, 3-21, 3-22, renters 4-4, 4-20, 4-21, Blacks 5-4, 5-20, 5-21, 5-22, Hispanics 6-4, 6-20, 6-21, 6-22, definition A-10
- Heating fuel:** vacant homes 1-5, comparisons 2-5, 2-20, 2-21, owners 3-5, 3-20, 3-21, 3-22, renters 4-5, 4-20, 4-21, Blacks 5-5, 5-20, 5-21, 5-22, Hispanics 6-5, 6-20, 6-21, 6-22, definition A-10
- Heating problems:** comparisons 2-7, owners 3-7, renters 4-7, Blacks 5-7, Hispanics 6-7, definition A-12
- Heating stoppage:** comparisons 2-6, owners 3-6, renters 4-6, Blacks 5-6, Hispanics 6-6, definition A-10
- High cost - see cost**
- High income - see income**
- High rise:** vacant homes 1-2, comparisons 2-2, owners 3-2, renters 4-2, Blacks 5-2, Hispanics 6-2, definition A-8
- High rise nearby:** vacant homes 1-6, comparisons 2-8, owners 3-8, renters 4-8, Blacks 5-8, Hispanics 6-8, definition A-13
- High school education:** comparisons 2-9, owners 3-9, renters 4-9, Blacks 5-9, Hispanics 6-9, definition A-22
- Highway, railroad or airport nearby:** vacant homes 1-6, comparisons 2-8, owners 3-8, renters 4-8, Blacks 5-8, Hispanics 6-8, definition A-13
- Hispanics:** comparisons 2-1, owners 3-1, renters 4-1, Blacks 5-1, Hispanics 6-1, definition A-4, column heading in most tables
- Hole in floors:** vacant homes 1-6, comparisons 2-7, owners 3-7, renters 4-7, Blacks 5-7, Hispanics 6-7, definition A-12, B-4
- Hole in foundation:** vacant homes 1-2, comparisons 2-2, owners 3-2, renters 4-2, Blacks 5-2, Hispanics 6-2, definition A-9
- Hole in inside wall:** vacant homes 1-6, comparisons 2-7, owners 3-7, renters 4-7, Blacks 5-7, Hispanics 6-7, definition A-12, B-4
- Hole in outside wall:** vacant homes 1-2, comparisons 2-2, owners 3-2, renters 4-2, Blacks 5-2, Hispanics 6-2, definition A-9
- Hole in roof:** vacant homes 1-2, comparisons 2-2, owners 3-2, renters 4-2, Blacks 5-2, Hispanics 6-2, definition A-9
- Home, choice of:** comparisons 2-11, owners 3-11, renters 4-11, Blacks 5-11, Hispanics 6-11, definition A-7
- Home, comparison to previous cost:** comparisons 2-10, owners 3-10, renters 4-10, Blacks 5-10, Hispanics 6-10, definition A-6
- Home, comparison to previous quality:** comparisons 2-11, owners 3-11, renters 4-11, Blacks 5-11, Hispanics 6-11, definition A-6
- Homeowner (tenure):** comparisons 2-1, 2-19, owners 3-1, 3-19, Blacks 5-1, 5-19, Hispanics 6-1, 6-19, definition A-4, column heading in most tables
- Homeowner association fee:** vacant homes 1-7, comparisons 2-13, owners 3-13, Blacks 5-13, Hispanics 6-13, definition A-18
- Homeowner's insurance:** comparisons 2-13, owners 3-13, Blacks 5-13, Hispanics 6-13, definition A-18
- Hot water:** vacant homes 1-4, comparisons 2-4, owners 3-4, renters 4-4, Blacks 5-4, Hispanics 6-4, definition A-9
- Hot water heat:** vacant homes 1-4, comparisons 2-4, 2-20, 2-21, owners 3-4, 3-20, 3-21, 3-22, renters 4-4, 4-20, 4-21, Blacks 5-4, 5-20, 5-21, 5-22, Hispanics 6-4, 6-20, 6-21, 6-22, definition A-10
- Household composition:** comparisons 2-9, owners 3-9, renters 4-9, Blacks 5-9, Hispanics 6-9, definition A-21, A-22
- Household formation:** comparisons 2-9, 2-20, 2-21, owners 3-9, 3-20, 3-21, 3-22, renters 4-9, 4-20, 4-21, Blacks 5-9, 5-20, 5-21, 5-22, Hispanics 6-9, 6-20, 6-21, 6-22, definition A-22
- Household formation caused move:** comparisons 2-11, owners 3-11, renters 4-11, Blacks 5-11, Hispanics 6-11, definition A-6
- Household size:** comparisons 2-9, 2-17, 2-18, 2-20, 2-21, owners 3-9, 3-17, 3-18, 3-20, 3-21, 3-22, renters 4-9, 4-17, 4-18, 4-20, 4-21, Blacks 5-9, 5-17, 5-18, 5-20, 5-21, 5-22, Hispanics 6-9, 6-17, 6-18, 6-20, 6-21, 6-22, definition A-7
- Household size, former home:** comparisons 2-10, owners 3-10, renters 4-10, Blacks 5-10, Hispanics 6-10, definition A-6
- Housemates - see nonrelatives**
- Improvements:** owners 3-16, Blacks 5-16, Hispanics 6-16, definition A-20
- Inadequate heating capacity:** comparisons 2-6, owners 3-6, renters 4-6, Blacks 5-6, Hispanics 6-6, definition A-10
- Inadequate homes - see problems**
- Inadequate insulation:** comparisons 2-6, owners 3-6, renters 4-6, Blacks 5-6, Hispanics 6-6, definition A-10
- Income:** comparisons 2-12, 2-17, 2-18, 2-19, 2-20, owners 3-12, 3-17, 3-18, 3-19, 3-20, 3-22, renters 4-12, 4-17, 4-18, 4-19, 4-20, Blacks 5-12, 5-17, 5-18, 5-19, 5-20, 5-22, Hispanics 6-12, 6-17, 6-18, 6-19, 6-20, 6-22, definition A-14, A-15, B-4, column heading in most tables
- Income verification for rent reductions:** vacant homes 1-7, comparisons 2-12, 2-20, 2-21, renters 4-12, 4-20, 4-21, Blacks 5-12, 5-20, 5-21, Hispanics 6-12, 6-20, 6-21, definition A-19
- Income, negative or zero:** comparisons 2-13, 2-19, 2-20, 2-21, owners 3-13, 3-19, 3-20, 3-21, 3-22, renters 4-13, 4-19, 4-20, 4-21, Blacks 5-13, 5-19, 5-20, 5-21, 5-22, Hispanics 6-13, 6-19, 6-20, 6-21, 6-22, definition A-18, B-4
- Incompleteness of data:** B-3
- Industrial neighbors:** vacant homes 1-6, comparisons 2-8, owners 3-8, renters 4-8, Blacks 5-8, Hispanics 6-8, definition A-13
- Inheritance of home:** comparisons 2-20, 2-21, owners 3-14, 3-20, 3-21, 3-22, Blacks 5-14, 5-20, 5-21, 5-22, Hispanics 6-14, 6-20, 6-21, 6-22, definition A-16
- Institutional neighbors:** vacant homes 1-6, comparisons 2-8, owners 3-8, renters 4-8, Blacks 5-8, Hispanics 6-8, definition A-13
- Insulation added:** owners 3-16, Blacks 5-16, Hispanics 6-16, definition A-20, A-21
- Insulation, inadequate:** comparisons 2-6, owners 3-6, renters 4-6, Blacks 5-6, Hispanics 6-6, definition A-10

- Insurance in monthly payment:** comparisons 2-19, owners 3-15, 3-19, Blacks 5-15, 5-19, Hispanics 6-15, 6-19, definition A-17
- Insurance, cost:** comparisons 2-13, owners 3-13, renters 4-13, Blacks 5-13, Hispanics 6-13, definition A-19
- Insurance, mortgage:** comparisons 2-19, owners 3-15, 3-19, Blacks 5-15, 5-19, Hispanics 6-15, 6-19, definition A-18
- Interest & principal, cost:** comparisons 2-13, 2-19, 2-20, 2-21, owners 3-13, 3-19, 3-20, 3-21, 3-22, Blacks 5-13, 5-19, 5-20, 5-21, 5-22, Hispanics 6-13, 6-19, 6-20, 6-21, 6-22, definition A-19
- Interest income:** comparisons 2-12, owners 3-12, renters 4-12, Blacks 5-12, Hispanics 6-12, definition A-14, B-4
- Interest rate on mortgage:** owners 3-15, Blacks 5-15, Hispanics 6-15, definition A-17
- Interviews, errors:** B-1
- Interviews, number:** B-5, B-6
- Investment for down payment:** owners 3-14, Blacks 5-14, Hispanics 6-14, definition A-16
- Investments & savings:** comparisons 2-12, owners 3-12, renters 4-12, Blacks 5-12, Hispanics 6-12, definition A-15
- Item nonresponse:** B-5
- Job commuting caused move:** comparisons 2-11, owners 3-11, renters 4-11, Blacks 5-11, Hispanics 6-11, definition A-6
- Job transfer caused move:** comparisons 2-11, owners 3-11, renters 4-11, Blacks 5-11, Hispanics 6-11, definition A-6
- Junk on streets or lots:** vacant homes 1-6, comparisons 2-8, owners 3-8, renters 4-8, Blacks 5-8, Hispanics 6-8, definition A-13, B-4
- Kerosene, uses:** vacant homes 1-5, comparisons 2-5, 2-20, 2-21, owners 3-5, 3-20, 3-21, 3-22, renters 4-5, 4-20, 4-21, Blacks 5-5, 5-20, 5-21, 5-22, Hispanics 6-5, 6-20, 6-21, 6-22, definition A-10
- Kitchen attractive (reason to live here):** comparisons 2-11, owners 3-11, renters 4-11, Blacks 5-11, Hispanics 6-11, definition A-6
- Kitchen present:** vacant homes 1-4, comparisons 2-4, owners 3-4, renters 4-4, Blacks 5-4, Hispanics 6-4, definition A-11
- Kitchen problems:** comparisons 2-7, owners 3-7, renters 4-7, Blacks 5-7, Hispanics 6-7, definition A-13
- Kitchen remodeled:** owners 3-16, Blacks 5-16, Hispanics 6-16, definition A-20
- Lake nearby (body of water):** vacant homes 1-6, comparisons 2-8, owners 3-8, renters 4-8, Blacks 5-8, Hispanics 6-8, definition A-13
- Land rent:** vacant homes 1-7, comparisons 2-13, owners 3-13, Blacks 5-13, Hispanics 6-13, definition A-18
- Land used for down payment:** owners 3-14, Blacks 5-14, Hispanics 6-14, definition A-16
- Landlady or landlord lives on property:** vacant homes 1-6, comparisons 2-7, renters 4-7, Blacks 5-7, Hispanics 6-7, definition A-4
- Large home, moved to:** comparisons 2-11, owners 3-11, renters 4-11, Blacks 5-11, Hispanics 6-11, definition A-6
- Last home:** comparisons 2-10, 2-11, owners 3-10, 3-11, renters 4-10, 4-11, Blacks 5-10, 5-11, Hispanics 6-10, 6-11, definition A-6
- Last occupancy date:** vacant homes 1-1, definition A-5
- Latin Americans (Hispanics):** comparisons 2-1, owners 3-1, renters 4-1, Blacks 5-1, Hispanics 6-1, definition A-4, column heading in most tables
- Layout of home (reason to live here):** comparisons 2-11, owners 3-11, renters 4-11, Blacks 5-11, Hispanics 6-11, definition A-6
- Leaks:** comparisons 2-7, owners 3-7, renters 4-7, Blacks 5-7, Hispanics 6-7, definition A-8
- Leisure activities (reason to live here):** comparisons 2-11, owners 3-11, renters 4-11, Blacks 5-11, Hispanics 6-11, definition A-6
- Length of mortgage:** owners 3-15, Blacks 5-15, Hispanics 6-15, definition A-17
- Length of ownership:** owners 3-14, Blacks 5-14, Hispanics 6-14, definition A-17
- Length of stay:** comparisons 2-9, owners 3-9, renters 4-9, Blacks 5-9, Hispanics 6-9, definition A-4
- Length of time since permanent residence:** vacant homes 1-1, definition A-5
- Length of vacancy:** vacant homes 1-1, definition A-5
- Level mortgage payments:** comparisons 2-19, owners 3-15, 3-19, Blacks 5-15, 5-19, Hispanics 6-15, 6-19, definition A-17
- Light fixtures in public hall:** vacant homes 1-2, comparisons 2-2, owners 3-2, renters 4-2, Blacks 5-2, Hispanics 6-2, definition A-8
- Litter nearby:** comparisons 2-8, owners 3-8, renters 4-8, Blacks 5-8, Hispanics 6-8, definition A-13, B-4
- Litter on streets or lots:** vacant homes 1-6, comparisons 2-8, owners 3-8, renters 4-8, Blacks 5-8, Hispanics 6-8, definition A-13, B-4
- Living rooms:** vacant homes 1-6, comparisons 2-7, owners 3-7, renters 4-7, Blacks 5-7, Hispanics 6-7, definition A-11
- Loan to value ratio:** owners 3-15, Blacks 5-15, Hispanics 6-15, definition A-18
- Local housing subsidy:** vacant homes 1-7, comparisons 2-12, 2-20, 2-21, renters 4-12, 4-20, 4-21, Blacks 5-12, 5-20, 5-21, Hispanics 6-12, 6-20, 6-21, definition A-19
- Local mortgage program:** owners 3-15, Blacks 5-15, Hispanics 6-15, definition A-17
- Lodgers:** comparisons 2-9, 2-12, owners 3-9, 3-12, renters 4-9, 4-12, Blacks 5-9, 5-12, Hispanics 6-9, 6-12, definition A-14, A-21, A-22
- Lodgers' rent:** comparisons 2-13, owners 3-13, renters 4-13, Blacks 5-13, Hispanics 6-13, definition A-18
- Loose steps:** vacant homes 1-2, comparisons 2-2, owners 3-2, renters 4-2, Blacks 5-2, Hispanics 6-2, definition A-8
- Lot size:** vacant homes 1-3, comparisons 2-3, 2-17, 2-18, owners 3-3, 3-17, 3-18, renters 4-3, 4-17, 4-18, Blacks 5-3, 5-17, 5-18, Hispanics 6-3, 6-17, 6-18, definition A-8
- Lots, trash on neighbors:** vacant homes 1-6, comparisons 2-8, owners 3-8, renters 4-8, Blacks 5-8, Hispanics 6-8, definition A-13, B-4
- Low cost - see cost**
- Low income - see income**
- Low interest loan for repairs:** owners 3-16, Blacks 5-16, Hispanics 6-16, definition A-20
- Low rise:** vacant homes 1-2, comparisons 2-2, owners 3-2, renters 4-2, Blacks 5-2, Hispanics 6-2, definition A-8

- Lower cost mortgages:** owners 3-15, Blacks 5-15, Hispanics 6-15, definition A-17
- LPG (bottled gas), cost:** comparisons 2-13, owners 3-13, renters 4-13, Blacks 5-13, Hispanics 6-13, definition A-18
- LPG (bottled gas), uses:** vacant homes 1-5, comparisons 2-5, 2-20, 2-21, owners 3-5, 3-20, 3-21, 3-22, renters 4-5, 4-20, 4-21, Blacks 5-5, 5-20, 5-21, 5-22, Hispanics 6-5, 6-20, 6-21, 6-22, definition A-10
- Maintenance caused move:** comparisons 2-11, owners 3-11, renters 4-11, Blacks 5-11, Hispanics 6-11, definition A-6
- Maintenance cost:** comparisons 2-13, owners 3-13, Blacks 5-13, Hispanics 6-13, definition A-19
- Maintenance problem:** comparisons 2-7, owners 3-7, renters 4-7, Blacks 5-7, Hispanics 6-7, definition A-12
- Males:** comparisons 2-9, 2-20, 2-21, owners 3-9, 3-20, 3-21, 3-22, renters 4-9, 4-20, 4-21, Blacks 5-9, 5-20, 5-21, 5-22, Hispanics 6-9, 6-20, 6-21, 6-22, definition A-21
- Manager of rental lives on property:** vacant homes 1-6, comparisons 2-7, renters 4-7, Blacks 5-7, Hispanics 6-7, definition A-4
- Manufactured homes - see mobile homes**
- Married couples:** comparisons 2-9, 2-20, 2-21, owners 3-9, 3-20, 3-21, 3-22, renters 4-9, 4-20, 4-21, Blacks 5-9, 5-20, 5-21, 5-22, Hispanics 6-9, 6-20, 6-21, 6-22, definition A-21
- Married, causing move:** comparisons 2-11, owners 3-11, renters 4-11, Blacks 5-11, Hispanics 6-11, definition A-6
- Medical office:** vacant homes 1-7, owners 3-14, Blacks 5-14, Hispanics 6-14, definition A-20
- Men:** comparisons 2-9, 2-20, 2-21, owners 3-9, 3-20, 3-21, 3-22, renters 4-9, 4-20, 4-21, Blacks 5-9, 5-20, 5-21, 5-22, Hispanics 6-9, 6-20, 6-21, 6-22, definition A-21
- Metro. area:** vacant homes 1-1, comparisons 2-1, owners 3-1, renters 4-1, Blacks 5-1, Hispanics 6-1, definition A-1
- Metro. area, former home:** comparisons 2-10, owners 3-10, renters 4-10, Blacks 5-10, Hispanics 6-10, definition A-5
- Mid rise:** vacant homes 1-2, comparisons 2-2, owners 3-2, renters 4-2, Blacks 5-2, Hispanics 6-2, definition A-8
- Middle age - see age**
- Middle cost - see cost**
- Middle income - see income**
- Midrise nearby:** vacant homes 1-6, comparisons 2-8, owners 3-8, renters 4-8, Blacks 5-8, Hispanics 6-8, definition A-13
- Minors:** comparisons 2-9, 2-20, 2-21, owners 3-9, 3-20, 3-21, 3-22, renters 4-9, 4-20, 4-21, Blacks 5-9, 5-20, 5-21, 5-22, Hispanics 6-9, 6-20, 6-21, 6-22, definition A-21, A-22
- Missing interviews:** B-4
- Mistakes (nonsampling error):** B-3
- Mobile home:** vacant homes 1-1, comparisons 2-1, 2-20, 2-21, owners 3-1, 3-20, 3-21, 3-22, renters 4-1, 4-20, 4-21, Blacks 5-1, 5-20, 5-21, 5-22, Hispanics 6-1, 6-20, 6-21, 6-22, definition A-3, A-8, column heading in most tables
- Mobile home park fee:** vacant homes 1-7, comparisons 2-13, owners 3-13, Blacks 5-13, Hispanics 6-13, definition A-18
- Mobile home site:** vacant homes 1-2, comparisons 2-2, owners 3-2, renters 4-2, Blacks 5-2, Hispanics 6-2, definition A-8
- Mobile home, former home:** comparisons 2-10, owners 3-10, renters 4-10, Blacks 5-10, Hispanics 6-10, definition A-6
- Mobile homes, choice of:** comparisons 2-11, owners 3-11, renters 4-11, Blacks 5-11, Hispanics 6-11, definition A-8
- Mobile homes, size of group:** vacant homes 1-6, comparisons 2-8, owners 3-8, renters 4-8, Blacks 5-8, Hispanics 6-8, definition A-13
- Monthly housing cost:** vacant homes 1-7, comparisons 2-13, 2-17, 2-18, 2-19, 2-20, 2-21, owners 3-13, 3-17, 3-18, 3-19, 3-20, 3-21, 3-22, renters 4-13, 4-17, 4-18, 4-19, 4-20, 4-21, Blacks 5-13, 5-17, 5-18, 5-19, 5-20, 5-21, 5-22, Hispanics 6-13, 6-17, 6-18, 6-19, 6-20, 6-21, 6-22, definition A-18, B-4
- Monthly housing cost as percent of current income:** comparisons 2-13, 2-19, 2-20, 2-21, owners 3-13, 3-19, 3-20, 3-21, 3-22, renters 4-13, 4-19, 4-20, 4-21, Blacks 5-13, 5-19, 5-20, 5-21, 5-22, Hispanics 6-13, 6-19, 6-20, 6-21, 6-22, definition A-18, B-9
- Mortgage insurance:** comparisons 2-19, owners 3-15, 3-19, Blacks 5-15, 5-19, Hispanics 6-15, 6-19, definition A-16
- Mortgage revenue bonds - see lower cost mortgages**
- Mortgage term:** owners 3-15, Blacks 5-15, Hispanics 6-15, definition A-17
- Mortgage, cost:** comparisons 2-13, 2-19, 2-20, 2-21, owners 3-13, 3-19, 3-20, 3-21, 3-22, Blacks 5-13, 5-19, 5-20, 5-21, 5-22, Hispanics 6-13, 6-19, 6-20, 6-21, 6-22, definition A-19
- Mortgages:** comparisons 2-19, owners 3-15, 3-19, Blacks 5-15, 5-19, Hispanics 6-15, 6-19, definition A-16
- Move, reasons:** comparisons 2-11, owners 3-11, renters 4-11, Blacks 5-11, Hispanics 6-11, definition A-6
- Moved in, year:** comparisons 2-9, owners 3-9, renters 4-9, Blacks 5-9, Hispanics 6-9, definition A-4
- MSA (metro. statist. area):** vacant homes 1-1, comparisons 2-1, owners 3-1, renters 4-1, Blacks 5-1, Hispanics 6-1, definition A-1
- MSA, former home:** comparisons 2-10, owners 3-10, renters 4-10, Blacks 5-10, Hispanics 6-10, definition A-5
- Multifamily:** vacant homes 1-1, comparisons 2-1, 2-20, 2-21, owners 3-1, 3-20, 3-21, 3-22, renters 4-1, 4-20, 4-21, Blacks 5-1, 5-20, 5-21, 5-22, Hispanics 6-1, 6-20, 6-21, 6-22, definition A-3, A-8
- Multifamily, choice of:** comparisons 2-11, owners 3-11, renters 4-11, Blacks 5-11, Hispanics 6-11, definition A-6
- Multifamily, former home:** comparisons 2-10, owners 3-10, renters 4-10, Blacks 5-10, Hispanics 6-10, definition A-6
- Natural gas, cost:** comparisons 2-13, owners 3-13, renters 4-13, Blacks 5-13, Hispanics 6-13, definition A-18, B-4
- Natural gas, uses:** vacant homes 1-5, comparisons 2-5, 2-20, 2-21, owners 3-5, 3-20, 3-21, 3-22, renters 4-5, 4-20, 4-21, Blacks 5-5, 5-20, 5-21, 5-22, Hispanics 6-5, 6-20, 6-21, 6-22, definition A-10
- Negative income:** comparisons 2-13, 2-19, 2-20, 2-21, owners 3-13, 3-19, 3-20, 3-21, 3-22, renters 4-13, 4-19, 4-20, 4-21, Blacks 5-13, 5-19, 5-20, 5-21, 5-22, Hispanics 6-13, 6-19, 6-20, 6-21, 6-22, definition A-18, B-4
- Neighborhood conditions:** vacant homes 1-6, comparisons 2-8, owners 3-8, renters 4-8, Blacks 5-8, Hispanics 6-8, definition A-13
- Neighborhood rating:** comparisons 2-8, owners 3-8, renters 4-8, Blacks 5-8, Hispanics 6-8, definition A-13
- Neighborhood, choice of (reason to live here):** comparisons 2-11, owners 3-11, renters 4-11, Blacks 5-11, Hispanics 6-11, definition A-6

- Neighborhood, comparison to previous:** comparisons 2-11, owners 3-11, renters 4-11, Blacks 5-11, Hispanics 6-11, definition A-7
- Neighborhood, move within:** comparisons 2-11, owners 3-11, renters 4-11, Blacks 5-11, Hispanics 6-11, definition A-5
- Never occupied:** vacant homes 1-1, definition A-4
- New construction:** vacant homes 1-1, comparisons 2-1, 2-20, 2-21, owners 3-1, 3-20, 3-21, 3-22, renters 4-1, 4-20, 4-21, Blacks 5-1, 5-20, 5-21, 5-22, Hispanics 6-1, 6-20, 6-21, 6-22, definition A-8, column heading in most tables
- No cash rent:** vacant homes 1-7, comparisons 2-13, 2-17, 2-18, 2-19, 2-20, 2-21, renters 4-13, 4-17, 4-18, 4-19, 4-20, 4-21, Blacks 5-13, 5-17, 5-18, 5-19, 5-20, 5-21, Hispanics 6-13, 6-17, 6-18, 6-19, 6-20, 6-21, definition A-18, B-4
- Noise nearby:** comparisons 2-8, owners 3-8, renters 4-8, Blacks 5-8, Hispanics 6-8, definition A-13, B-4
- Noninterview:** B-3, B-11
- Nonmetro. area:** vacant homes 1-1, comparisons 2-1, owners 3-1, renters 4-1, Blacks 5-1, Hispanics 6-1, definition A-1
- Nonmetro. area, former home:** comparisons 2-10, owners 3-10, renters 4-10, Blacks 5-10, Hispanics 6-10, definition A-5
- Nonrelatives in home:** comparisons 2-9, owners 3-9, renters 4-9, Blacks 5-9, Hispanics 6-9, definition A-21
- Nonrelatives, former home:** comparisons 2-10, owners 3-10, renters 4-10, Blacks 5-10, Hispanics 6-10, definition A-6
- Nonsampling error:** B-3
- Number of cases:** definition B-5, B-6
- Number of homes in building:** vacant homes 1-1, comparisons 2-1, 2-20, 2-21, owners 3-1, 3-20, 3-21, 3-22, renters 4-1, 4-20, 4-21, Blacks 5-1, 5-20, 5-21, 5-22, Hispanics 6-1, 6-20, 6-21, 6-22, definition A-3, A-8
- Number of homes in former building:** comparisons 2-10, owners 3-10, renters 4-10, Blacks 5-10, Hispanics 6-10, definition A-6
- Occasional use:** A-4, A-5, column heading in chapter 1 (Vacant)
- Occupancy prohibition caused move:** comparisons 2-11, owners 3-11, renters 4-11, Blacks 5-11, Hispanics 6-11, definition A-6
- Occupied previously:** comparisons 2-2, owners 3-2, renters 4-2, Blacks 5-2, Hispanics 6-2, definition A-5
- Ocean nearby (body of water):** vacant homes 1-6, comparisons 2-8, owners 3-8, renters 4-8, Blacks 5-8, Hispanics 6-8, definition A-13
- Offstreet parking:** vacant homes 1-6, comparisons 2-7, owners 3-7, renters 4-7, Blacks 5-7, Hispanics 6-7, definition A-11
- Oil, cost:** comparisons 2-13, owners 3-13, renters 4-13, Blacks 5-13, Hispanics 6-13, definition A-18, B-4.
- Older people:** comparisons 2-9, 2-20, 2-21, owners 3-9, 3-20, 3-21, 3-22, renters 4-9, 4-20, 4-21, Blacks 5-9, 5-20, 5-21, 5-22, Hispanics 6-9, 6-20, 6-21, 6-22, definition A-21, column heading in most tables
- One family homes:** vacant homes 1-1, comparisons 2-1, 2-20, 2-21, owners 3-1, 3-20, 3-21, 3-22, renters 4-1, 4-20, 4-21, Blacks 5-1, 5-20, 5-21, 5-22, Hispanics 6-1, 6-20, 6-21, 6-22, definition A-3, A-8
- One family homes, choice of:** comparisons 2-11, owners 3-11, renters 4-11, Blacks 5-11, Hispanics 6-11, definition A-6
- One family homes, former home:** comparisons 2-10, owners 3-10, renters 4-10, Blacks 5-10, Hispanics 6-10, definition A-6
- Open space nearby:** vacant homes 1-6, comparisons 2-8, owners 3-8, renters 4-8, Blacks 5-8, Hispanics 6-8, definition A-13
- Opinion of home:** comparisons 2-7, owners 3-7, renters 4-7, Blacks 5-7, Hispanics 6-7, definition A-13
- Opinion of neighborhood:** comparisons 2-8, owners 3-8, renters 4-8, Blacks 5-8, Hispanics 6-8, definition A-13
- Origin:** comparisons 2-1, owners 3-1, renters 4-1, Blacks 5-1, Hispanics 6-1, definition A-4, column heading in most tables
- Outhouse - see sewage disposal**
- Outside building conditions:** vacant homes 1-2, comparisons 2-2, owners 3-2, renters 4-2, Blacks 5-2, Hispanics 6-2, definition A-9
- Oven:** vacant homes 1-4, comparisons 2-4, owners 3-4, renters 4-4, Blacks 5-4, Hispanics 6-4, definition A-11
- Owner occupant:** comparisons 2-1, 2-19, owners 3-1, 3-19, Blacks 5-1, 5-19, Hispanics 6-1, 6-19, definition A-4, column heading in most tables
- Owner occupant, former home:** comparisons 2-10, owners 3-10, renters 4-10, Blacks 5-10, Hispanics 6-10, definition A-6
- Owner occupant, moved to be:** comparisons 2-11, owners 3-11, renters 4-11, Blacks 5-11, Hispanics 6-11, definition A-6
- Owner of rental lives on property:** vacant homes 1-6, comparisons 2-7, renters 4-7, Blacks 5-7, Hispanics 6-7, definition A-4
- Owner, first time:** owners 3-14, Blacks 5-14, Hispanics 6-14, definition A-16
- Ownership shared, time sharing:** vacant homes 1-7 definition A-5
- Ownership sharing:** comparisons 2-13, owners 3-13, Blacks 5-13, Hispanics 6-13, definition A-19
- Ownership, length:** owners 3-14, Blacks 5-14, Hispanics 6-14, definition A-17
- Paint, peeling:** vacant homes 1-6, comparisons 2-7, owners 3-7, renters 4-7, Blacks 5-7, Hispanics 6-7, definition A-12, B-4
- Park or open space nearby:** vacant homes 1-6, comparisons 2-8, owners 3-8, renters 4-8, Blacks 5-8, Hispanics 6-8, definition A-13
- Parking for this home:** vacant homes 1-6, comparisons 2-7, owners 3-7, renters 4-7, Blacks 5-7, Hispanics 6-7, definition A-11
- Parking lots in neighborhood:** vacant homes 1-6, comparisons 2-8, owners 3-8, renters 4-8, Blacks 5-8, Hispanics 6-8, definition A-13
- Partners sharing occupancy:** comparisons 2-9, owners 3-9, renters 4-9, Blacks 5-9, Hispanics 6-9, definition A-21, A-22
- Patio:** vacant homes 1-6, comparisons 2-7, owners 3-7, renters 4-7, Blacks 5-7, Hispanics 6-7, definition A-11
- Peeling paint:** vacant homes 1-6, comparisons 2-7, owners 3-7, renters 4-7, Blacks 5-7, Hispanics 6-7, definition A-12, B-4
- Pensions:** comparisons 2-12, owners 3-12, renters 4-12, Blacks 5-12, Hispanics 6-12, definition A-14, B-4
- People as neighborhood problem:** comparisons 2-8, owners 3-8, renters 4-8, Blacks 5-8, Hispanics 6-8, definition A-13, B-4
- People in home:** comparisons 2-9, 2-17, 2-18, 2-20, 2-21, owners 3-9, 3-17, 3-18, 3-20, 3-21, 3-22, renters 4-9, 4-17, 4-18, 4-20, 4-21, Blacks 5-9, 5-17, 5-18, 5-20, 5-21, 5-22, Hispanics 6-9, 6-17, 6-18, 6-20, 6-21, 6-22, definition A-7
- People in home, former home:** comparisons 2-10, owners 3-10, renters 4-10, Blacks 5-10, Hispanics 6-10, definition A-6



- People nearby (reason to live here):** comparisons 2-11, owners 3-11, renters 4-11, Blacks 5-11, Hispanics 6-11, definition A-6
- People per room:** comparisons 2-3, owners 3-3, renters 4-3, Blacks 5-3, Hispanics 6-3, definition A-7
- Permanent residence, time since:** vacant homes 1-1, definition A-5
- Phone:** vacant homes 1-6, comparisons 2-7, owners 3-7, renters 4-7, Blacks 5-7, Hispanics 6-7, definition A-11
- Physical problems:** comparisons 2-7, owners 3-7, renters 4-7, Blacks 5-7, Hispanics 6-7, definition A-12, column heading in most tables
- Piped water:** vacant homes 1-4, comparisons 2-4, owners 3-4, renters 4-4, Blacks 5-4, Hispanics 6-4, definition A-9
- Pipes leaked:** comparisons 2-7, owners 3-7, renters 4-7, Blacks 5-7, Hispanics 6-7, definition A-8
- Plaster, broken:** vacant homes 1-6, comparisons 2-7, owners 3-7, renters 4-7, Blacks 5-7, Hispanics 6-7, definition A-12, B-4
- Plumbing:** vacant homes 1-4, comparisons 2-4, owners 3-4, renters 4-4, Blacks 5-4, Hispanics 6-4, definition A-9
- Plumbing problems:** comparisons 2-7, owners 3-7, renters 4-7, Blacks 5-7, Hispanics 6-7, definition A-9, A-12
- PMSA (primary metro. statist. area):** vacant homes 1-1, comparisons 2-1, owners 3-1, renters 4-1, Blacks 5-1, Hispanics 6-1, definition A-1
- PMSA, former home:** comparisons 2-10, owners 3-10, renters 4-10, Blacks 5-10, Hispanics 6-10, definition A-5
- Poor home, compared to previous:** comparisons 2-11, owners 3-11, renters 4-11, Blacks 5-11, Hispanics 6-11, definition A-6
- Poor home, rating of:** comparisons 2-7, owners 3-7, renters 4-7, Blacks 5-7, Hispanics 6-7, definition A-13
- Poor neighborhood:** comparisons 2-11, owners 3-11, renters 4-11, Blacks 5-11, Hispanics 6-11, definition A-6
- Poor neighborhood, rating of:** comparisons 2-8, owners 3-8, renters 4-8, Blacks 5-8, Hispanics 6-8, definition A-13
- Poor people:** comparisons 2-12, 2-17, 2-18, 2-19, 2-20, owners 3-12, 3-17, 3-18, 3-19, 3-20, 3-22, renters 4-12, 4-17, 4-18, 4-19, 4-20, Blacks 5-12, 5-17, 5-18, 5-19, 5-20, 5-22, Hispanics 6-12, 6-17, 6-18, 6-19, 6-20, 6-22, definition A-16, A-17, B-9, column heading in most tables
- Population in housing units:** comparisons 2-9, owners 3-9, renters 4-9, Blacks 5-9, Hispanics 6-9, definition A-4, A-7
- Porch:** vacant homes 1-6, comparisons 2-7, owners 3-7, renters 4-7, Blacks 5-7, Hispanics 6-7, definition A-11
- Poverty:** comparisons 2-12, 2-17, 2-18, 2-19, 2-20, owners 3-12, 3-17, 3-18, 3-19, 3-20, 3-22, renters 4-12, 4-17, 4-18, 4-19, 4-20, Blacks 5-12, 5-17, 5-18, 5-19, 5-20, 5-22, Hispanics 6-12, 6-17, 6-18, 6-19, 6-20, 6-22, definition A-15, B-4, column heading in most tables
- Previous home:** comparisons 2-10, 2-11, owners 3-10, 3-11, renters 4-10, 4-11, Blacks 5-10, 5-11, Hispanics 6-10, 6-11, definition A-6
- Previous home's householder:** comparisons 2-9, owners 3-9, renters 4-9, Blacks 5-9, Hispanics 6-9, definition A-22
- Previous occupancy:** comparisons 2-2, owners 3-2, renters 4-2, Blacks 5-2, Hispanics 6-2, definition A-6
- Previous ownership:** owners 3-14, Blacks 5-14, Hispanics 6-14, definition A-16
- Price of home:** vacant homes 1-7, 1-7, comparisons 2-17, 2-18, 2-19, 2-20, 2-21, owners 3-14, 3-17, 3-18, 3-19, 3-20, 3-21, 3-22, Blacks 5-14, 5-17, 5-18, 5-19, 5-20, 5-21, 5-22, Hispanics 6-14, 6-17, 6-18, 6-19, 6-20, 6-21, 6-22, definition A-17
- Primary mortgage:** comparisons 2-19, owners 3-15, 3-19, Blacks 5-15, 5-19, Hispanics 6-15, 6-19, definition A-16, A-17
- Principal & interest, cost:** comparisons 2-13, 2-19, 2-20, 2-21, owners 3-13, 3-19, 3-20, 3-21, 3-22, Blacks 5-13, 5-19, 5-20, 5-21, 5-22, Hispanics 6-13, 6-19, 6-20, 6-21, 6-22, definition A-18
- Principal amount:** owners 3-15, Blacks 5-15, Hispanics 6-15, definition A-17
- Principal in monthly payment:** comparisons 2-19, owners 3-15, 3-19, Blacks 5-15, 5-19, Hispanics 6-15, 6-19, definition A-19
- Privy - see sewage disposal**
- Problems, inside:** comparisons 2-6, 2-7, owners 3-6, 3-7, renters 4-6, 4-7, Blacks 5-6, 5-7, Hispanics 6-6, 6-7, definition A-12 column heading in most tables
- Problems, outside:** vacant homes 1-2, comparisons 2-2, owners 3-2, renters 4-2, Blacks 5-2, Hispanics 6-2, definition A-9
- Processing errors:** B-3
- Propane (bottled gas), cost:** comparisons 2-13, owners 3-13, renters 4-13, Blacks 5-13, Hispanics 6-13, definition A-18
- Propane (bottled gas), uses:** vacant homes 1-5, comparisons 2-5, 2-20, 2-21, owners 3-5, 3-20, 3-21, 3-22, renters 4-5, 4-20, 4-21, Blacks 5-5, 5-20, 5-21, 5-22, Hispanics 6-5, 6-20, 6-21, 6-22, definition A-10
- Property insurance:** comparisons 2-13, owners 3-13, renters 4-13, Blacks 5-13, Hispanics 6-13, definition A-19
- Public assistance:** comparisons 2-12, owners 3-12, renters 4-12, Blacks 5-12, Hispanics 6-12, definition A-14, B-4
- Public halls:** vacant homes 1-2, comparisons 2-2, owners 3-2, renters 4-2, Blacks 5-2, Hispanics 6-2, definition A-8
- Public housing:** vacant homes 1-7, comparisons 2-12, 2-20, 2-21, renters 4-12, 4-20, 4-21, Blacks 5-12, 5-20, 5-21, Hispanics 6-12, 6-20, 6-21, definition A-19
- Public services:** comparisons 2-8, owners 3-8, renters 4-8, Blacks 5-8, Hispanics 6-8, definition A-13, B-4
- Public services (reason to live here):** comparisons 2-11, owners 3-11, renters 4-11, Blacks 5-11, Hispanics 6-11, definition A-6
- Public transit (reason to live here):** comparisons 2-11, owners 3-11, renters 4-11, Blacks 5-11, Hispanics 6-11, definition A-6
- Purchase money mortgage - see seller financing**
- Purchase of home:** vacant homes 1-7, comparisons 2-20, 2-21, owners 3-14, 3-20, 3-21, 3-22, Blacks 5-14, 5-20, 5-21, 5-22, Hispanics 6-14, 6-20, 6-21, 6-22, definition A-16
- Quality - see amenities, problems, size, value, neighborhood**
- Quality of construction (reason to live here):** comparisons 2-11, owners 3-11, renters 4-11, Blacks 5-11, Hispanics 6-11, definition A-6
- Quality, compare past & present home:** comparisons 2-11, owners 3-11, renters 4-11, Blacks 5-11, Hispanics 6-11, definition A-6
- Race:** comparisons 2-1, owners 3-1, renters 4-1, Blacks 5-1, Hispanics 6-1, definition A-4, column heading in most tables
- Radiators:** vacant homes 1-4, comparisons 2-4, 2-20, 2-21, owners 3-4, 3-20, 3-21, 3-22, renters 4-4, 4-20, 4-21, Blacks 5-4, 5-20, 5-21, 5-22, Hispanics 6-4, 6-20, 6-21, 6-22, definition A-10



- Rallings:** vacant homes 1-2, comparisons 2-2, owners 3-2, renters 4-2, Blacks 5-2, Hispanics 6-2, definition A-8
- Railroad, airport or highway nearby:** vacant homes 1-6, comparisons 2-8, owners 3-8, renters 4-8, Blacks 5-8, Hispanics 6-8, definition A-13
- Ranch income:** comparisons 2-12, owners 3-12, renters 4-12, Blacks 5-12, Hispanics 6-12, definition A-14, B-4
- Ranch or open space nearby:** vacant homes 1-6, comparisons 2-8, owners 3-8, renters 4-8, Blacks 5-8, Hispanics 6-8, definition A-13
- Rating of home:** comparisons 2-7, owners 3-7, renters 4-7, Blacks 5-7, Hispanics 6-7, definition A-13
- Rating of neighborhood:** comparisons 2-8, owners 3-8, renters 4-8, Blacks 5-8, Hispanics 6-8, definition A-13
- Ratio of house value to current income:** comparisons 2-19, 2-20, 2-21, owners 3-14, 3-19, 3-20, 3-21, Blacks 5-14, 5-19, 5-20, 5-21, Hispanics 6-14, 6-19, 6-20, 6-21, definition A-15
- Ratio of loan to value:** owners 3-15, Blacks 5-15, Hispanics 6-15, definition A-18
- Ratio of monthly housing cost to current income:** comparisons 2-13, 2-19, 2-20, 2-21, owners 3-13, 3-19, 3-20, 3-21, 3-22, renters 4-13, 4-19, 4-20, 4-21, Blacks 5-13, 5-19, 5-20, 5-21, 5-22, Hispanics 6-13, 6-19, 6-20, 6-21, 6-22, definition A-18
- Rats:** comparisons 2-7, owners 3-7, renters 4-7, Blacks 5-7, Hispanics 6-7, definition A-12
- Real estate taxes:** vacant homes 1-7, comparisons 2-13, 2-19, 2-20, 2-21, owners 3-13, 3-19, 3-20, 3-21, 3-22, Blacks 5-13, 5-19, 5-20, 5-21, 5-22, Hispanics 6-13, 6-19, 6-20, 6-21, 6-22, definition A-19, B-4
- Reasons for move:** comparisons 2-11, owners 3-11, renters 4-11, Blacks 5-11, Hispanics 6-11, definition A-6
- Recreation (reason to live here):** comparisons 2-11, owners 3-11, renters 4-11, Blacks 5-11, Hispanics 6-11, definition A-6
- Recreation rooms:** vacant homes 1-6, comparisons 2-7, owners 3-7, renters 4-7, Blacks 5-7, Hispanics 6-7, definition A-11
- Refrigerator:** vacant homes 1-4, comparisons 2-4, owners 3-4, renters 4-4, Blacks 5-4, Hispanics 6-4, definition A-11
- Rehabilitation:** owners 3-16, Blacks 5-16, Hispanics 6-16, definition A-20
- Reinterviews:** B-3, B-4
- Relatives in home:** comparisons 2-9, 2-20, 2-21, owners 3-9, 3-20, 3-21, 3-22, renters 4-9, 4-20, 4-21, Blacks 5-9, 5-20, 5-21, 5-22, Hispanics 6-9, 6-20, 6-21, 6-22, definition A-21
- Relatives nearby (reason to live here):** comparisons 2-11, owners 3-11, renters 4-11, Blacks 5-11, Hispanics 6-11, definition A-6
- Relatives, former home:** comparisons 2-10, owners 3-10, renters 4-10, Blacks 5-10, Hispanics 6-10, definition A-6
- Remodeling:** owners 3-16, Blacks 5-16, Hispanics 6-16, definition A-20
- Renovations:** owners 3-16, Blacks 5-16, Hispanics 6-16, definition A-20
- Rent control:** vacant homes 1-7, comparisons 2-12, 2-20, 2-21, renters 4-12, 4-20, 4-21, Blacks 5-12, 5-20, 5-21, Hispanics 6-12, 6-20, 6-21, definition A-19
- Rent reductions:** vacant homes 1-7, comparisons 2-12, 2-20, 2-21, renters 4-12, 4-20, 4-21, Blacks 5-12, 5-20, 5-21, Hispanics 6-12, 6-20, 6-21, definition A-19
- Rent to current income ratio:** comparisons 2-13, 2-19, 2-20, 2-21, renters 4-13, 4-19, 4-20, 4-21, Blacks 5-13, 5-19, 5-20, 5-21, 5-22, Hispanics 6-13, 6-19, 6-20, 6-21, definition A-18
- Rent, contract:** vacant homes 1-7, definition A-18
- Rent, gross:** comparisons 2-13, renters 4-13, Blacks 5-13, Hispanics 6-13, definition A-18
- Rent, land:** vacant homes 1-7, comparisons 2-13, owners 3-13, Blacks 5-13, Hispanics 6-13, definition A-19
- Rental income:** comparisons 2-12, owners 3-12, renters 4-12, Blacks 5-12, Hispanics 6-12, definition A-14
- Rental vacancy rate:** A-3, A-5, column heading in chapter 1 (Vacant)
- Rented, not yet occupied:** definition A-5, column heading in chapter 1 (Vacant)
- Renter:** comparisons 2-1, 2-19, owners 3-1, 3-19, renters 4-1, 4-19, Blacks 5-1, 5-19, Hispanics 6-1, 6-19, definition A-4, column heading in most tables
- Renter's insurance:** comparisons 2-13, renters 4-13, Blacks 5-13, Hispanics 6-13, definition A-18
- Renter, former home:** comparisons 2-10, owners 3-10, renters 4-10, Blacks 5-10, Hispanics 6-10, definition A-5
- Renter, moved to be:** comparisons 2-11, owners 3-11, renters 4-11, Blacks 5-11, Hispanics 6-11, definition A-6
- Repairs caused move:** comparisons 2-11, owners 3-11, renters 4-11, Blacks 5-11, Hispanics 6-11, definition A-6
- Repairs done:** owners 3-16, Blacks 5-16, Hispanics 6-16, definition A-20
- Replaced equipment:** owners 3-16, Blacks 5-16, Hispanics 6-16, definition A-20
- Residence, time since permanent:** vacant homes 1-1, definition A-5
- Response error:** B-1
- River nearby (body of water):** vacant homes 1-6, comparisons 2-8, owners 3-8, renters 4-8, Blacks 5-8, Hispanics 6-8, definition A-13
- Rodents (rats):** comparisons 2-7, owners 3-7, renters 4-7, Blacks 5-7, Hispanics 6-7, definition A-12
- Roof condition:** vacant homes 1-2, comparisons 2-2, owners 3-2, renters 4-2, Blacks 5-2, Hispanics 6-2, definition A-9
- Roof leaked:** comparisons 2-7, owners 3-7, renters 4-7, Blacks 5-7, Hispanics 6-7, definition A-8
- Roof repairs & replacements:** owners 3-16, Blacks 5-16, Hispanics 6-16, definition A-21, A-20
- Roommates:** comparisons 2-9, owners 3-9, renters 4-9, Blacks 5-9, Hispanics 6-9, definition A-22
- Rooms:** vacant homes 1-3, comparisons 2-3, 2-17, 2-18, 2-20, 2-21, owners 3-3, 3-17, 3-18, 3-20, 3-21, 3-22, renters 4-3, 4-17, 4-18, 4-20, 4-21, Blacks 5-3, 5-17, 5-18, 5-20, 5-21, 5-22, Hispanics 6-3, 6-17, 6-18, 6-20, 6-21, 6-22, definition A-7
- Rooms without electric outlets:** vacant homes 1-6, comparisons 2-7, owners 3-7, renters 4-7, Blacks 5-7, Hispanics 6-7, definition A-12, B-4
- Rooms, dining, living, recreation, etc.:** vacant homes 1-6, comparisons 2-7, owners 3-7, renters 4-7, Blacks 5-7, Hispanics 6-7, definition A-11
- Running water:** vacant homes 1-4, comparisons 2-4, owners 3-4, renters 4-4, Blacks 5-4, Hispanics 6-4, definition A-9

- Salaries:** comparisons 2-12, owners 3-12, renters 4-12, Blacks 5-12, Hispanics 6-12, definition A-14, B-4
- Sale of previous home:** owners 3-14, Blacks 5-14, Hispanics 6-14, definition A-16
- Sample size & design:** B-5
- Sampling error:** B-1
- Savings & investments:** comparisons 2-12, owners 3-12, renters 4-12, Blacks 5-12, Hispanics 6-12, definition A-15
- Savings for down payment:** owners 3-14, Blacks 5-14, Hispanics 6-14, definition A-16
- School commuting caused move:** comparisons 2-11, owners 3-11, renters 4-11, Blacks 5-11, Hispanics 6-11, definition A-6
- Schooling:** comparisons 2-9, owners 3-9, renters 4-9, Blacks 5-9, Hispanics 6-9, definition A-22
- Schools nearby (reason to live here):** comparisons 2-11, owners 3-11, renters 4-11, Blacks 5-11, Hispanics 6-11, definition A-6
- Search for home:** comparisons 2-11, owners 3-11, renters 4-11, Blacks 5-11, Hispanics 6-11, definition A-6
- Seasonal home:** vacant homes 1-1, definition A-3, A-5, column heading in chapter 1 (Vacant)
- Secondary families:** comparisons 2-9, owners 3-9, renters 4-9, Blacks 5-9, Hispanics 6-9, definition A-21, A-22
- Secondary mortgage:** comparisons 2-19, owners 3-15, 3-19, Blacks 5-15, 5-19, Hispanics 6-15, 6-19, definition A-17
- Self amortizing mortgage payments:** comparisons 2-19, owners 3-15, 3-19, Blacks 5-15, 5-19, Hispanics 6-15, 6-19, definition A-16, A-17
- Seller financing:** comparisons 2-19, owners 3-15, 3-19, Blacks 5-15, 5-19, Hispanics 6-15, 6-19, definition A-16, A-17
- Senior citizens (elderly):** comparisons 2-9, 2-20, 2-21, owners 3-9, 3-20, 3-21, 3-22, renters 4-9, 4-20, 4-21, Blacks 5-9, 5-20, 5-21, 5-22, Hispanics 6-9, 6-20, 6-21, 6-22, definition A-21, column heading in most tables
- Separated, causing move:** comparisons 2-11, owners 3-11, renters 4-11, Blacks 5-11, Hispanics 6-11, definition A-6
- Septic tank:** vacant homes 1-4, comparisons 2-4, 2-20, 2-21, owners 3-4, 3-20, 3-21, 3-22, renters 4-4, 4-20, 4-21, Blacks 5-4, 5-20, 5-21, 5-22, Hispanics 6-4, 6-20, 6-21, 6-22, definition A-9
- Septic tank stoppage:** comparisons 2-6, owners 3-6, renters 4-6, Blacks 5-6, Hispanics 6-6, definition A-9
- Services, city or county:** comparisons 2-8, owners 3-8, renters 4-8, Blacks 5-8, Hispanics 6-8, definition A-13, B-4
- Sewage disposal:** vacant homes 1-4, comparisons 2-4, 2-20, 2-21, owners 3-4, 3-20, 3-21, 3-22, renters 4-4, 4-20, 4-21, Blacks 5-4, 5-20, 5-21, 5-22, Hispanics 6-4, 6-20, 6-21, 6-22, definition A-9
- Sewer stoppage:** comparisons 2-6, owners 3-6, renters 4-6, Blacks 5-6, Hispanics 6-6, definition A-9
- Sex of householder:** comparisons 2-9, 2-20, 2-21, owners 3-9, 3-20, 3-21, 3-22, renters 4-9, 4-20, 4-21, Blacks 5-9, 5-20, 5-21, 5-22, Hispanics 6-9, 6-20, 6-21, 6-22, definition A-21
- Shared cost:** comparisons 2-13, owners 3-13, Blacks 5-13, Hispanics 6-13, definition A-19
- Shared ownership:** comparisons 2-13, owners 3-13, Blacks 5-13, Hispanics 6-13, definition A-19
- Shared ownership, time sharing:** vacant homes 1-7
- Shower or bathtub:** 1-4, comparisons 2-4, owners 3-4, renters 4-4, Blacks 5-4, Hispanics 6-4, definition A-9
- Siding condition:** vacant homes 1-2, comparisons 2-2, owners 3-2, renters 4-2, Blacks 5-2, Hispanics 6-2, definition A-9
- Siding replaced or added:** owners 3-16, Blacks 5-16, Hispanics 6-16, definition A-21, A-20
- Single family:** vacant homes 1-1, comparisons 2-1, 2-20, 2-21, owners 3-1, 3-20, 3-21, 3-22, renters 4-1, 4-20, 4-21, Blacks 5-1, 5-20, 5-21, 5-22, Hispanics 6-1, 6-20, 6-21, 6-22, definition A-3, A-8
- Single family, choice of:** comparisons 2-11, owners 3-11, renters 4-11, Blacks 5-11, Hispanics 6-11, definition A-6
- Single family, former home:** comparisons 2-10, owners 3-10, renters 4-10, Blacks 5-10, Hispanics 6-10, definition A-6
- Single people:** comparisons 2-9, 2-20, 2-21, owners 3-9, 3-20, 3-21, 3-22, renters 4-9, 4-20, 4-21, Blacks 5-9, 5-20, 5-21, 5-22, Hispanics 6-9, 6-20, 6-21, 6-22, definition A-21
- Sink, kitchen:** vacant homes 1-4, comparisons 2-4, owners 3-4, renters 4-4, Blacks 5-4, Hispanics 6-4, definition A-11
- Site, mobile home:** vacant homes 1-2, comparisons 2-2, owners 3-2, renters 4-2, Blacks 5-2, Hispanics 6-2, definition A-8
- Size of building:** vacant homes 1-1, comparisons 2-1, 2-20, 2-21, owners 3-1, 3-20, 3-21, 3-22, renters 4-1, 4-20, 4-21, Blacks 5-1, 5-20, 5-21, 5-22, Hispanics 6-1, 6-20, 6-21, 6-22, definition A-5, A-8
- Size of building, former home:** comparisons 2-10, owners 3-10, renters 4-10, Blacks 5-10, Hispanics 6-10, definition A-6
- Size of group of mobile homes:** vacant homes 1-6, comparisons 2-8, owners 3-8, renters 4-8, Blacks 5-8, Hispanics 6-8, definition A-13
- Size of home:** vacant homes 1-3, comparisons 2-3, 2-17, 2-18, 2-20, 2-21, owners 3-3, 3-17, 3-18, 3-20, 3-21, 3-22, renters 4-3, 4-17, 4-18, 4-20, 4-21, Blacks 5-3, 5-17, 5-18, 5-20, 5-21, 5-22, Hispanics 6-3, 6-17, 6-18, 6-20, 6-21, 6-22, definition A-7
- Size of home (reason to live here):** comparisons 2-11, owners 3-11, renters 4-11, Blacks 5-11, Hispanics 6-11, definition A-6
- Size of home, moved to:** comparisons 2-11, owners 3-11, renters 4-11, Blacks 5-11, Hispanics 6-11, definition A-6
- Size of household:** comparisons 2-9, 2-17, 2-18, 2-20, 2-21, owners 3-9, 3-17, 3-18, 3-20, 3-21, 3-22, renters 4-9, 4-17, 4-18, 4-20, 4-21, Blacks 5-9, 5-17, 5-18, 5-20, 5-21, 5-22, Hispanics 6-9, 6-17, 6-18, 6-20, 6-21, 6-22, definition A-7
- Size of household, former home:** comparisons 2-10, owners 3-10, renters 4-10, Blacks 5-10, Hispanics 6-10, definition A-6
- Size of lot:** vacant homes 1-3, comparisons 2-3, 2-17, 2-18, owners 3-3, 3-17, 3-18, renters 4-3, 4-17, 4-18, Blacks 5-3, 5-17, 5-18, Hispanics 6-3, 6-17, 6-18, definition A-7
- Size of town:** vacant homes 1-1, comparisons 2-1, owners 3-1, renters 4-1, Blacks 5-1, Hispanics 6-1, definition A-1
- Slab foundation:** vacant homes 1-2, comparisons 2-2, owners 3-2, renters 4-2, Blacks 5-2, Hispanics 6-2, definition A-8
- SMSA (obsolete term) - see metro. area**
- Social security:** comparisons 2-12, owners 3-12, renters 4-12, Blacks 5-12, Hispanics 6-12, definition A-14, B-4
- Solar energy, uses:** vacant homes 1-5, comparisons 2-5, 2-20, 2-21, owners 3-5, 3-20, 3-21, 3-22, renters 4-5, 4-20, 4-21, Blacks 5-5, 5-20, 5-21, 5-22, Hispanics 6-5, 6-20, 6-21, 6-22, definition A-10
- Sold:** A-4, column heading in chapter 1 (Vacant)

- Source of water:** vacant homes 1-4, comparisons 2-4, 2-20, 2-21, owners 3-4, 3-20, 3-21, 3-22, renters 4-4, 4-20, 4-21, Blacks 5-4, 5-20, 5-21, 5-22, Hispanics 6-4, 6-20, 6-21, 6-22, definition A-9
- Spanish Americans (Hispanics):** comparisons 2-1, owners 3-1, renters 4-1, Blacks 5-1, Hispanics 6-1, definition A-4, column heading in most tables
- Specified owner & renter:** comparisons 2-19, owners 3-19, renters 4-19, Blacks 5-19, Hispanics 6-19, definition A-14
- Spouse - see married couples**
- Square footage of home:** vacant homes 1-3, comparisons 2-3, 2-18, owners 3-3, 3-18, renters 4-3, 4-18, Blacks 5-3, 5-18, Hispanics 6-3, 6-18, definition A-7
- Square footage of home per person:** comparisons 2-3, owners 3-3, renters 4-3, Blacks 5-3, Hispanics 6-3, definition A-7
- SSI (supplemental security income):** comparisons 2-12, owners 3-12, renters 4-12, Blacks 5-12, Hispanics 6-12, definition A-14, B-4
- Stairs:** vacant homes 1-2, comparisons 2-2, owners 3-2, renters 4-2, Blacks 5-2, Hispanics 6-2, definition A-8
- Stairways:** vacant homes 1-2, comparisons 2-2, owners 3-2, renters 4-2, Blacks 5-2, Hispanics 6-2, definition A-8
- Standard error:** B-1, B-2, B-3
- State housing subsidy:** vacant homes 1-7, comparisons 2-12, 2-20, 2-21, renters 4-12, 4-20, 4-21, Blacks 5-12, 5-20, 5-21, Hispanics 6-12, 6-20, 6-21, definition A-19
- State mortgage program:** owners 3-15, Blacks 5-15, Hispanics 6-15, definition A-17
- State, former home:** comparisons 2-10, owners 3-10, renters 4-10, Blacks 5-10, Hispanics 6-10, definition A-5
- Steam heat:** vacant homes 1-4, comparisons 2-4, 2-20, 2-21, owners 3-4, 3-20, 3-21, 3-22, renters 4-4, 4-20, 4-21, Blacks 5-4, 5-20, 5-21, 5-22, Hispanics 6-4, 6-20, 6-21, 6-22, definition A-10
- Steps, loose:** vacant homes 1-2, comparisons 2-2, owners 3-2, renters 4-2, Blacks 5-2, Hispanics 6-2, definition A-8
- Stoppage, heating or toilet (also see leaks):** comparisons 2-6, owners 3-6, renters 4-6, Blacks 5-6, Hispanics 6-6, definition A-9
- Stoppage, water supply or sewage system:** comparisons 2-6, owners 3-6, renters 4-6, Blacks 5-6, Hispanics 6-6, definition A-9
- Store in building:** vacant homes 1-7, owners 3-14, Blacks 5-14, Hispanics 6-14, definition A-20
- Store nearby:** vacant homes 1-6, comparisons 2-8, owners 3-8, renters 4-8, Blacks 5-8, Hispanics 6-8, definition A-13
- Stories in building:** vacant homes 1-2, comparisons 2-2, owners 3-2, renters 4-2, Blacks 5-2, Hispanics 6-2, definition A-8
- Storm doors or windows installed:** owners 3-16, Blacks 5-16, Hispanics 6-16, definition A-21, A-20
- Stove, cooking or heating:** vacant homes 1-4, comparisons 2-4, owners 3-4, renters 4-4, Blacks 5-4, Hispanics 6-4, definition A-11
- Street repairs needed:** vacant homes 1-6, comparisons 2-8, owners 3-8, renters 4-8, Blacks 5-8, Hispanics 6-8, definition A-13, B-4
- Streets, trash:** vacant homes 1-6, comparisons 2-8, owners 3-8, renters 4-8, Blacks 5-8, Hispanics 6-8, definition A-13, B-4
- Subfamilies:** comparisons 2-9, owners 3-9, renters 4-9, Blacks 5-9, Hispanics 6-9, definition A-21, A-22
- Subsidized mortgages:** owners 3-15, Blacks 5-15, Hispanics 6-15, definition A-17
- Subsidized rentals:** vacant homes 1-7, comparisons 2-12, 2-20, 2-21, renters 4-12, 4-20, 4-21, Blacks 5-12, 5-20, 5-21, Hispanics 6-12, 6-20, 6-21, definition A-19
- Subsidy for food:** comparisons 2-12, owners 3-12, renters 4-12, Blacks 5-12, Hispanics 6-12, definition A-14
- Subsidy for repairs:** owners 3-16, Blacks 5-16, Hispanics 6-16, definition A-20
- Substandard (obsolete term) - see problems**
- Suburbs:** vacant homes 1-1, comparisons 2-1, owners 3-1, renters 4-1, Blacks 5-1, Hispanics 6-1, definition A-1
- Suburbs, former home:** comparisons 2-10, owners 3-10, renters 4-10, Blacks 5-10, Hispanics 6-10, definition A-5, A-6
- Suitable for year round use:** vacant homes 1-1, definition A-3, A-5
- Supplemental security income:** comparisons 2-12, owners 3-12, renters 4-12, Blacks 5-12, Hispanics 6-12, definition A-14, B-4
- Survey nonresponse:** B-5
- Taxes in monthly payment:** owners 3-15, Blacks 5-15, Hispanics 6-15, definition A-17
- Taxes, real estate, cost:** vacant homes 1-7, comparisons 2-13, 2-19, 2-20, 2-21, owners 3-13, 3-19, 3-20, 3-21, 3-22, Blacks 5-13, 5-19, 5-20, 5-21, 5-22, Hispanics 6-13, 6-19, 6-20, 6-21, 6-22, definition A-19, B-4
- Telephone:** comparisons 2-7, owners 3-7, renters 4-7, Blacks 5-7, Hispanics 6-7, definition A-11
- Temperature, cold indoors:** comparisons 2-6, owners 3-6, renters 4-6, Blacks 5-6, Hispanics 6-6, definition A-10
- Tenure (owner-renter):** comparisons 2-1, 2-19, owners 3-1, 3-19, renters 4-1, 4-19, Blacks 5-1, 5-19, Hispanics 6-1, 6-19, definition A-4, column heading in most tables
- Tenure, former home:** comparisons 2-10, owners 3-10, renters 4-10, Blacks 5-10, Hispanics 6-10, definition A-6
- Tenure, moved to change:** comparisons 2-11, owners 3-11, renters 4-11, Blacks 5-11, Hispanics 6-11, definition A-6
- Term of mortgage:** owners 3-15, Blacks 5-15, Hispanics 6-15, definition A-17
- Time shared homes:** vacant homes 1-1, definition A-5
- Toilet (also see bathrooms):** 1-4, comparisons 2-4, owners 3-4, renters 4-4, Blacks 5-4, Hispanics 6-4, definition A-9
- Toilet stoppage (also see leaks):** comparisons 2-6, owners 3-6, renters 4-6, Blacks 5-6, Hispanics 6-6, definition A-9
- Town population:** comparisons 2-1, owners 3-1, renters 4-1, Blacks 5-1, Hispanics 6-1, definition A-1
- Traffic nearby:** comparisons 2-8, owners 3-8, renters 4-8, Blacks 5-8, Hispanics 6-8, definition A-13, B-4
- Trailer (mobile home):** vacant homes 1-1, comparisons 2-1, 2-20, 2-21, owners 3-1, 3-20, 3-21, 3-22, renters 4-1, 4-20, 4-21, Blacks 5-1, 5-20, 5-21, 5-22, Hispanics 6-1, 6-20, 6-21, 6-22, definition A-3, A-8, column heading in most tables
- Trailer (mobile home), former home:** comparisons 2-10, owners 3-10, renters 4-10, Blacks 5-10, Hispanics 6-10, definition A-6
- Trailers (mobile homes), choice of:** comparisons 2-11, owners 3-11, renters 4-11, Blacks 5-11, Hispanics 6-11, definition A-6

- Transit, public (reason to live here):** comparisons 2-11, owners 3-11, renters 4-11, Blacks 5-11, Hispanics 6-11, definition A-6
- Trash on streets or lots:** vacant homes 1-6, comparisons 2-8, owners 3-3, renters 4-8, Blacks 5-8, Hispanics 6-8, definition A-13, B-4
- Trash, cost:** comparisons 2-13, owners 3-13, renters 4-13, Blacks 5-13, Hispanics 6-13, definition A-18
- Trees attractive (reason to live here):** comparisons 2-11, owners 3-11, renters 4-11, Blacks 5-11, Hispanics 6-11, definition A-6
- Triplexes - see size of building**
- Trucks, kept at home:** comparisons 2-7, owners 3-7, renters 4-7, Blacks 5-7, Hispanics 6-7, definition A-12
- Trucks, traffic nearby:** comparisons 2-8, owners 3-8, renters 4-8, Blacks 5-8, Hispanics 6-8, definition A-13, B-4
- Uncomfortably cold:** comparisons 2-6, owners 3-6, renters 4-6, Blacks 5-6, Hispanics 6-6, definition A-10
- Undercoverage of sample:** B-4
- Unfit for occupancy caused move:** comparisons 2-11, owners 3-11, renters 4-11, Blacks 5-11, Hispanics 6-11, definition A-6
- Units in structure:** vacant homes 1-1, comparisons 2-1, 2-20, 2-21, owners 3-1, 3-20, 3-21, 3-22, renters 4-1, 4-20, 4-21, Blacks 5-1, 5-20, 5-21, 5-22, Hispanics 6-1, 6-20, 6-21, 6-22, definition A-3, A-8
- Upkeep (maintenance cost):** comparisons 2-13, owners 3-13, Blacks 5-13, Hispanics 6-13, definition A-19
- Upkeep (repairs):** owners 3-16, Blacks 5-16, Hispanics 6-16, definition A-20
- Upkeep problem:** comparisons 2-7, owners 3-7, renters 4-7, Blacks 5-7, Hispanics 6-7, definition A-12
- URE (usual residence elsewhere):** A-5, column heading in chapter 1 (Vacant)
- Utilities interruption, heat:** comparisons 2-6, owners 3-6, renters 4-6, Blacks 5-6, Hispanics 6-6, definition A-10
- Utilities, cost:** comparisons 2-13, owners 3-13, renters 4-13, Blacks 5-13, Hispanics 6-13, definition A-18, B-4
- Utilities, heating equipment:** vacant homes 1-4, comparisons 2-4, 2-20, 2-21, owners 3-4, 3-20, 3-21, 3-22, renters 4-4, 4-20, 4-21, Blacks 5-4, 5-20, 5-21, 5-22, Hispanics 6-4, 6-20, 6-21, 6-22, definition A-10
- Utilities, uses:** vacant homes 1-5, comparisons 2-5, 2-20, 2-21, owners 3-5, 3-20, 3-21, 3-22, renters 4-5, 4-20, 4-21, Blacks 5-5, 5-20, 5-21, 5-22, Hispanics 6-5, 6-20, 6-21, 6-22, definition A-10
- VA, veterans admin.:** comparisons 2-19, owners 3-15, 3-19, Blacks 5-15, 5-19, Hispanics 6-15, 6-19, definition A-16
- Vacancy length:** vacant homes 1-1, definition A-5
- Vacancy rate:** A-5, column heading in chapter 1 (Vacant)
- Value of home:** vacant homes 1-7, comparisons 2-17, 2-18, 2-19, 2-20, 2-21, owners 3-14, 3-17, 3-18, 3-19, 3-20, 3-21, 3-22, Blacks 5-14, 5-17, 5-18, 5-19, 5-20, 5-21, 5-22, Hispanics 6-14, 6-17, 6-18, 6-19, 6-20, 6-21, 6-22, definition A-14
- Value to current income ratio:** comparisons 2-19, 2-20, 2-21, owners 3-14, 3-19, 3-20, 3-21, Blacks 5-14, 5-19, 5-20, 5-21, Hispanics 6-14, 6-19, 6-20, 6-21, definition A-15,
- Vandalized buildings:** vacant homes 1-6, comparisons 2-8, owners 3-8, renters 4-8, Blacks 5-8, Hispanics 6-8, definition A-13
- Vans, kept at home:** comparisons 2-7, owners 3-7, renters 4-7, Blacks 5-7, Hispanics 6-7, definition A-12
- Vents:** vacant homes 1-4, comparisons 2-4, 2-20, 2-21, owners 3-4, 3-20, 3-21, 3-22, renters 4-4, 4-20, 4-21, Blacks 5-4, 5-20, 5-21, 5-22, Hispanics 6-4, 6-20, 6-21, 6-22, definition A-10
- Verification of income:** vacant homes 1-7, comparisons 2-12, 2-20, 2-21, renters 4-12, 4-20, 4-21, Blacks 5-12, 5-20, 5-21, Hispanics 6-12, 6-20, 6-21, definition A-14
- Vermin (rats):** comparisons 2-7, owners 3-7, renters 4-7, Blacks 5-7, Hispanics 6-7, definition A-12
- Veterans admin. mortgages:** comparisons 2-19, owners 3-15, 3-19, Blacks 5-15, 5-19, Hispanics 6-15, 6-19, definition A-16
- View attractive (reason to live here):** comparisons 2-11, owners 3-11, renters 4-11, Blacks 5-11, Hispanics 6-11, definition A-6
- Wages:** comparisons 2-12, owners 3-12, renters 4-12, Blacks 5-12, Hispanics 6-12, definition A-14, B-4
- Walkups:** vacant homes 1-2, comparisons 2-2, owners 3-2, renters 4-2, Blacks 5-2, Hispanics 6-2, definition A-8
- Wall, inside:** vacant homes 1-6, comparisons 2-7, owners 3-7, renters 4-7, Blacks 5-7, Hispanics 6-7, definition A-12, B-4
- Wall, leaks:** comparisons 2-7, owners 3-7, renters 4-7, Blacks 5-7, Hispanics 6-7, definition A-8
- Wall, outside condition:** vacant homes 1-2, comparisons 2-2, owners 3-2, renters 4-2, Blacks 5-2, Hispanics 6-2, definition A-8
- Washing machine:** vacant homes 1-4, comparisons 2-4, owners 3-4, renters 4-4, Blacks 5-4, Hispanics 6-4, definition A-11
- Water cost:** comparisons 2-13, owners 3-13, renters 4-13, Blacks 5-13, Hispanics 6-13, definition A-18
- Water heating fuel:** vacant homes 1-5, comparisons 2-5, owners 3-5, renters 4-5, Blacks 5-5, Hispanics 6-5, definition A-10
- Water leaks:** comparisons 2-7, owners 3-7, renters 4-7, Blacks 5-7, Hispanics 6-7, definition A-9
- Water nearby, body of:** vacant homes 1-6, comparisons 2-8, owners 3-8, renters 4-8, Blacks 5-8, Hispanics 6-8, definition A-13
- Water plumbing:** vacant homes 1-4, comparisons 2-4, owners 3-4, renters 4-4, Blacks 5-4, Hispanics 6-4, definition A-9, A-10
- Water supply stoppage:** comparisons 2-6, owners 3-6, renters 4-6, Blacks 5-6, Hispanics 6-6, definition A-9
- Water systems:** vacant homes 1-4, comparisons 2-4, 2-20, 2-21, owners 3-4, 3-20, 3-21, 3-22, renters 4-4, 4-20, 4-21, Blacks 5-4, 5-20, 5-21, 5-22, Hispanics 6-4, 6-20, 6-21, 6-22, definition A-9
- Water well:** vacant homes 1-4, comparisons 2-4, 2-20, 2-21, owners 3-4, 3-20, 3-21, 3-22, renters 4-4, 4-20, 4-21, Blacks 5-4, 5-20, 5-21, 5-22, Hispanics 6-4, 6-20, 6-21, 6-22, definition A-9
- Wealth:** comparisons 2-12, owners 3-12, renters 4-12, Blacks 5-12, Hispanics 6-12, definition A-15
- Weights:** B-12
- Welfare:** comparisons 2-12, owners 3-12, renters 4-12, Blacks 5-12, Hispanics 6-12, definition A-14, B-4
- Well, water:** vacant homes 1-4, comparisons 2-4, 2-20, 2-21, owners 3-4, 3-20, 3-21, 3-22, renters 4-4, 4-20, 4-21, Blacks 5-4, 5-20, 5-21, 5-22, Hispanics 6-4, 6-20, 6-21, 6-22, definition A-9
- Whites:** comparisons 2-1, owners 3-1, renters 4-1, Blacks 5-1, Hispanics 6-1, definition A-4
- Widowed, causing move:** comparisons 2-11, owners 3-11, renters 4-11, Blacks 5-11, Hispanics 6-11, definition A-6
- Window bars:** vacant homes 1-2, comparisons 2-2, owners 3-2, renters 4-2, Blacks 5-2, Hispanics 6-2, definition A-9,

- Window leaks:** comparisons 2-7, owners 3-7, renters 4-7, Blacks 5-7, Hispanics 6-7, definition A-8
- Windows installed, storm:** owners 3-16, Blacks 5-16, Hispanics 6-16, definition A-20
- Windows, barred nearby:** vacant homes 1-6, comparisons 2-8, owners 3-8, renters 4-8, Blacks 5-8, Hispanics 6-8, definition A-13
- Windows, broken:** vacant homes 1-2, comparisons 2-2, owners 3-2, renters 4-2, Blacks 5-2, Hispanics 6-2, definition A-9
- Winter, heating:** comparisons 2-6, owners 3-6, renters 4-6, Blacks 5-6, Hispanics 6-6, definition A-10
- Wiring, concealed:** vacant homes 1-6, comparisons 2-7, owners 3-7, renters 4-7, Blacks 5-7, Hispanics 6-7, definition A-12, B-4
- Women:** comparisons 2-9, 2-20, 2-21, owners 3-9, 3-20, 3-21, 3-22, renters 4-9, 4-20, 4-21, Blacks 5-9, 5-20, 5-21, 5-22, Hispanics 6-9, 6-20, 6-21, 6-22, definition A-21
- Wood fuel, uses:** vacant homes 1-5, comparisons 2-5, 2-20, 2-21, owners 3-5, 3-20, 3-21, 3-22, renters 4-5, 4-20, 4-21, Blacks 5-5, 5-20, 5-21, 5-22, Hispanics 6-5, 6-20, 6-21, 6-22, definition A-10
- Wood stoves - see stoves**
- Woods or open space nearby:** vacant homes 1-6, comparisons 2-8, owners 3-8, renters 4-8, Blacks 5-8, Hispanics 6-8, definition A-13
- Wrap-around mortgage:** comparisons 2-19, owners 3-15, 3-19, Blacks 5-15, 5-19, Hispanics 6-15, 6-19, definition A-16
- Yard attractive (reason to live here):** comparisons 2-11, owners 3-11, renters 4-11, Blacks 5-11, Hispanics 6-11, definition A-6
- Year built:** vacant homes 1-1, comparisons 2-1, 2-20, 2-21, owners 3-1, 3-20, 3-21, 3-22, renters 4-1, 4-20, 4-21, Blacks 5-1, 5-20, 5-21, 5-22, Hispanics 6-1, 6-20, 6-21, 6-22, definition A-8
- Year home acquired:** owners 3-14, Blacks 5-14, Hispanics 6-14, definition A-16
- Year last occupied:** vacant homes 1-1, definition A-5
- Year last used as permanent residence:** vacant homes 1-1, definition A-6
- Year mortgage originated:** owners 3-15, Blacks 5-15, Hispanics 6-15, definition A-17
- Year moved in:** comparisons 2-9, owners 3-9, renters 4-9, Blacks 5-9, Hispanics 6-9, definition A-4
- Year round use:** vacant homes 1-1, definition A-3, A-5
- Years of school completed:** comparisons 2-9, owners 3-9, renters 4-9, Blacks 5-9, Hispanics 6-9, definition A-22
- Young people:** comparisons 2-9, 2-20, 2-21, owners 3-9, 3-20, 3-21, 3-22, renters 4-9, 4-20, 4-21, Blacks 5-9, 5-20, 5-21, 5-22, Hispanics 6-9, 6-20, 6-21, 6-22, definition A-21, A-22
- Zero income:** comparisons 2-13, 2-19, 2-20, 2-21, owners 3-13, 3-19, 3-20, 3-21, 3-22, renters 4-13, 4-19, 4-20, 4-21, Blacks 5-13, 5-19, 5-20, 5-21, 5-22, Hispanics 6-13, 6-19, 6-20, 6-21, 6-22, definition A-14, B-4

---

## Selected Subareas for Publication for 1991

---

### **ATLANTA, GA MSA**

Atlanta City  
Balance of DeKalb Co.  
Cobb Co.

### **BALTIMORE, MD MSA**

Baltimore City  
Baltimore Co.  
Anne Arundel Co.

### **CHICAGO, IL AREA PMSA's**

Chicago City  
Balance of Cook Co.  
DuPage Co.

### **COLUMBUS, OH MSA**

Columbus City  
Franklin Co.  
Licking Co.

### **HARTFORD, CT CMSA**

Hartford City  
New Britain City  
Bristol City

### **HOUSTON, TX AREA PMSA's**

Houston City  
Balance of Harris Co.  
Brazoria Co.

### **NEW YORK-NASSAU-SUFFOLK, NY PMSA's**

New York City  
Nassau Co.  
Suffolk Co.

### **NORTHERN NJ AREA PMSA's**

Newark City  
Bergen Co.  
Middlesex Co.

### **ST. LOUIS, MO-IL CMSA**

St. Louis City  
St. Louis Co.  
St. Clair Co.

### **SAN DIEGO, CA MSA**

San Diego City  
Balance of San Diego Co.  
NA

### **SEATTLE-TACOMA, WA CMSA**

Seattle City  
Balance of King Co.  
Pierce Co.

---

NOTE: With each Metropolitan area, subareas are listed in order of boxhead appearance from subarea 1 through subarea 3.